

6<sup>th</sup> July, 2024

The Manager  
Department of Corporate Services  
Bombay Stock Exchange Ltd,  
Phiroze Jeejeebhoy Towers  
Dalal Street,  
Mumbai-400001

The Manager  
The National Stock Exchange of India Ltd.  
Exchange Plaza, 5<sup>th</sup> Floor  
Plot No-C/1, G Block,  
Bandra Kurla Complex  
Mumbai -400051

The Secretary  
The Calcutta Stock Exchange Association Ltd.  
7 Lyons Range  
Kolkata-700001

Dear Sir,

Sub: Annual Report for the financial year ended 31<sup>st</sup> March, 2024

We enclose, in terms of Regulations 30 and 34 of the SEBI (Listing Obligations and Disclosure Requirements) Regulations, 2015 a copy of the Report and Financial Statements of the Company for the financial year ended March 31, 2024 together with the Notice dated May 28, 2024 convening the 48<sup>th</sup> Annual General Meeting of the Company to be held on Monday, July 29, 2024 at 10.00 A.M. (IST) at Club Ecohub, Ecospace Business Park, Plot No. IIF/11, Action Area II, Rajarhat, Newtown, Kolkata-700160, in conformity with the applicable provisions of the Companies Act, 2013 ('the Act') and the Rules thereunder read with the Circulars issued by the Ministry of Corporate Affairs, Government of India.


Further to inform you that the Register of Members and Share Transfer Books of the Company will remain closed from July 23, 2024 to July 29, 2024 (both days inclusive) for the purpose of 48<sup>th</sup> Annual General Meeting (AGM) of the Company to be held on July 29, 2024.

This is for your kind information and records.

Thanking you,

Yours faithfully  
For IIFB Industries Limited

Ritesh Agarwal  
Company Secretary & Compliance Officer



## IFB Industries Limited Annual Report 2023-2024



# 10 Year Highlights 2014-24

## Total Revenue

₹4,344 Cr



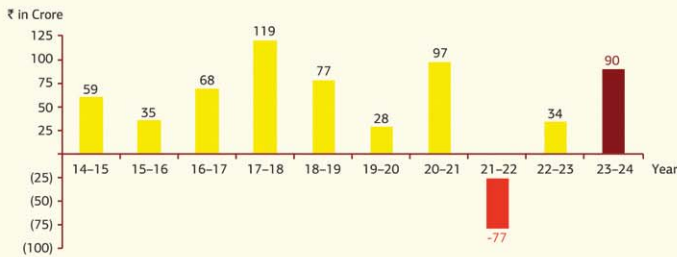
## Profit Before Interest, Tax and Depreciation

₹240.22 Cr



## Profit Before Tax and Exceptional Items

₹90 Cr



## Profit After Tax

₹68.88 Cr



## Basic EPS Before Exceptional Items

₹17



## Employees and Productivity



**BOARD OF DIRECTORS**

---

**Chairman**

Mr. Bikramjit Nag

**Managing Director & CEO - Appliances Division**

Mr. Rajshankar Ray

**Managing Director - Engineering Division**

Mr. P. H. Narayanan

**Executive Director & Service Business Head**

Mr. Amar Singh Negi

**Non-Executive Director**

Mr. Sudip Banerjee

**Independent Directors**

Dr. Rathindra Nath Mitra

Mr. Ashok Bhandari

Ms. Sangeeta Shankaran Sumesh

Mr. Rahul Choudhuri

Mr. Chacko Joseph

Mr. Desh Raj Dogra

Mr. Biswadip Gupta

**AUDIT COMMITTEE**

---

**Chairman**

Dr. Rathindra Nath Mitra

**Members**

Mr. Ashok Bhandari

Ms. Sangeeta Shankaran Sumesh

Mr. Chacko Joseph

**CHIEF FINANCIAL OFFICER**

---

Mr. Soumitra Goswami (w.e.f. 1st April, 2024)

**COMPANY SECRETARY**

---

Mr. Ritesh Agarwal

**AUDITORS**

---

Deloitte Haskins & Sells

Chartered Accountants

**REGISTRAR AND**

**SHARE TRANSFER AGENT**

---

CB Management Services (P) Ltd.

P 22, Bondel Road, Kolkata - 700 019

Tel : (091) (33) 2280 6692/93/94, 4011 6700

Fax : (091) (33) 2287 0263

E-mail : rta@cbmsl.com

**REGISTERED OFFICE**

---

14, Taratolla Road

Kolkata - 700 088, India

Tel : (091) (33) 3048 9299

Fax : (091) (33) 3048 9230

CIN : L51109WB1974PLC029637

E-mail : investors@ifbglobal.com

Website : www.ifbindustries.com

**CORPORATE OFFICE**

---

Plot No. IND-5, Sector – I

East Kolkata Township

Kolkata - 700 107

Tel : (091) (33) 3984 9524

Fax : (091) (33) 2442 1003

E-mail : investors@ifbglobal.com

**CONTENTS**

---

Chairman’s Message	... 4
Notice to Members	... 7
Board’s Report	... 18
Report on Corporate Governance	... 78
10 Year Highlights	... 97
Standalone Financial Statement	
– Independent Auditor’s Report	... 98
– Balance Sheet	... 110
– Statement of Profit and Loss	... 111
– Cash Flow Statement	... 113
– Notes to the Financial Statements	... 115
Consolidated Financial Statement	
– Independent Auditor’s Report	... 176
– Balance Sheet	... 184
– Statement of Profit and Loss	... 185
– Cash Flow Statement	... 187
– Notes to the Financial Statements	... 189
– Proxy Form	... 251
– Attendance Slip	... 253



## *Mr Bijon Nag*

*(1942 – 2024)*

*“To tell you very honestly, my entire life was IFB.*

*I was always totally dedicated”*

*"People are very important. Maintaining relationships is very important.  
Being fair is very important"*



In reflecting on the life of Mr. Bijon Nag, we remember a leader whose legacy will endure not just in the products and companies he built, but also through the many lives he touched.

He was a technocrat in the truest sense of the word, and for India, a visionary industrialist devoted to **"Make in India"**.



From humble beginnings, he rose to build a business house that today spans across **Home Appliances, Precision Engineering, Alcohol (Distillery & Bottling Plants) & Seafood.**

His life was a testament to what passion coupled with hard work and determination can achieve.

We dedicate ourselves to continuing his journey, always inspired and guided by his principles and values.



## Chairman's Message

Dear Shareholders,

This year started on a sad note for us as our Founder and Chairman, Mr. Bijon Nag, passed away on 28th January, 2024 in hospital in Singapore. He was undergoing treatment there since July '23.

He founded IFB in 1974 with the introduction of Swiss Fine Blanking Technology to India. From IFB's first plant in Taratolla, Kolkata, he began supply of fine blanked components to HMT, Tata, L&T, Indian Telephones and others. In 1987-88, he expanded operations with IFB's second fine blanking facility in Bangalore.

IFB's Home Appliances Division started operations in 1989, with the introduction of front-load washing machines in India under a technical license from Bosch, Germany. In a market accustomed mostly to semi-automatic top-loading washing machines, IFB, again for the first time, gave India a product based on the best European technology.

The Founder and IFB thus had many firsts to their name including JV with Autoliv for seat belts, seat tracks & recliners under collaboration with RHW, Germany. Motors for washing machines under technical license agreement with Siemens, Germany and so on.

His driving principle was to make the **Best Quality Products** – nothing was to be sub-standard! The company was also deeply focused on customer service and IFB's name became synonymous with quality and customer satisfaction.

However, some expansions especially in non-core business also led to financial issues, leading to a near collapse of the business and the company got admitted to BIFR in the year 2001.

Even during that difficult time, he never once lost sight of producing good quality products and ensuring great customer service. He kept saying **"We must come out of this!"** and then **"What next?"**.

That focus on quality and customer service led to the company being able to settle its dues and come out of BIFR in the year 2009. Today, the company is net debt-free and stands on a strong platform for exponential growth.

His "What next" drove our expansion into Air-Conditioners and also IFB's investment in IFB Refrigeration Ltd. He was very happy and pleased with the Refrigeration Plant when he visited it for the first time on 21st July, 2023. In fact, while in the factory, he was overcome with emotion and fell ill there. Two days later he had to be rushed to Singapore for treatment.

While in hospital in Singapore, he was initially recovering well. However, due to various hospital related infections, his health alternated between improving and deteriorating, leading to a prolonged stay. He was completely unconscious from 18th September, 2023 till 18th November, 2023. He was then put on a ventilator but fought and recovered again. Towards the end of December, doctors said that he had TB; that, we believe, affected him mentally and maybe he gave up fighting and never recovered from the same. However, over the next 7 days it was proven that the reports were wrong and that he did not have TB - but the damage was already done!

Right till he lost consciousness in September, he kept asking "What next?", "What are our growth plans?"

His words have been the guiding light for the Management as we chart a course for ambitious and exponential growth whilst keeping a strict vigil on the Balance Sheet, control on working capital costs in general and ensuring that we have respectable margins.

Major investments in Appliances have been done. We will now focus on building market share and customer mind share for exponential growth. The company has access to all products viz. Washing Machines (Top-

Load & Front-Load), Air Conditioners, Refrigerators that can be sourced from IFB Refrigeration Ltd., as well as the ability to source top-quality products from overseas e.g. Dishwashers, etc. We believe the company has the requisite product firepower for exponential growth. There will be focus on better selling to our own customer base and ensuring we are known for best product quality and customer service.

We would not like to quantify in percentage terms here but suffice to say our Founder wanted the Appliance Division to be a significant player in the Indian market in all the product categories it is in. His dream was that we should be amongst **“Top 3 in all product categories”** but be known for **“Best Quality”**! He used to always say **“You don’t need to be the Biggest but you need to be the Best!”** and that will be the management’s ethos going forward.

Subsequent investments in Appliances will focus on de-bottlenecking where needed, for capacity expansion, and tooling for new models. No new Plant is envisaged at this point though the company may need to plan for a land bank for some future expansion.

The Management will invest for exponential growth of the auto-components business which will be a mix of growth in existing business i.e. from existing locations as well as acquisitions in the same or related field i.e. auto-components, in order to pursue a target of **3x growth in 3 years**.

The reason we are stating this for the first time is because this would really make our Founder happy! He did speak about this whilst in hospital in Singapore.

The company has decided to look into manufacturing components for the electronic industry and railways. Projects are being evaluated and once approved by the Board, required investments will be made and these will be the **2** new growth engines which will be run as independent verticals, in order for it to get focused attention.

The year ended with a standalone income of Rs. 4343.99 cr, PBDIT of Rs. 240.22 cr i.e. 5.53%, PBT

of Rs. 90.36 cr and PAT of Rs. 68.88 cr. Consolidated Income was Rs. 4470.21 cr, PBDIT of Rs. 225.28 cr i.e. 5.04%, PBT of Rs.72.99 cr and PAT of Rs. 50.36 cr.

Results could have been far better had there been adequate control on costs. Marketing & Sales in both divisions should have done a lot more to increase revenue, which would have further improved margins due to better overhead absorption.

We have ended the year with a debt of Rs. 61.20 cr as of 31st March, 2024. However, as of 28th May, 2024, it has come down to Rs. 49.22 cr and by 30th September, 2024, target is that it should come down further to Rs. 35.13 cr and should be around Rs. 21.88 cr by the end of FY 2024-25.

The company as of 31st March, 2024 had a cash balance of Rs. 297.59 cr, and as of 28th May, 2024 (unaudited) has a cash balance of Rs. 334.17 cr.

The Company is Net Debt zero as on 31st March, 2024.

Our Founder was very happy with the fact that the company is in a position to leverage its balance sheet for growth; however, was not satisfied with the pace of growth and he further felt that a lot more focus should be put on quality and service so that IFB is known as **“India’s Favourite Brand” – known for Best Quality and Exemplary Service!** This must become the Management’s motto and a lot of focused and detailed work is required in order to achieve this.

When we went through our BIFR phase, etc., our Late Vice Chairman, Mr. K. Srinivasan, guided us through those troubled times. He passed away on 4th February, 2008.

Now both senior people unfortunately are not there and therefore, the company needs to be very careful on the next steps it takes and must move judiciously yet boldly in order to achieve desired results.

We still have inefficient working capital that needs to be freed up – we need to relook at supply chain to reduce costs and improve quality – we need to improve fill rates and have better relationship with all appliance stores in order to improve extraction



and thus market share. These actions will improve our Balance Sheet. Tooling is another area that needs strengthening – our ability must be at par with the best tooling companies in Japan, Germany, Taiwan, China, Korea, etc. Mr. Nag always called himself a Toolmaker – said that was his core – he could spend hours with his colleagues in the Tool Room! So, as a tribute to him, this department – which he said was IFB’s and his core – will get the desired focus going forward and will in no way be inferior to the best globally.

We need to further improve sales and margin in both Engineering and Appliances. In Engineering, existing business can grow at over 20% with some Capex at existing locations but for what we want, M&A becomes a strategic imperative. As the Industrial Washing Machine business has given us a strategic footing in the Industrial Laundry space - we will look at the best strategic fit for us in the Auto-Component space. Investments in Motor have not yielded desired results as yet but focused attention on improving customer connect, right product introduction at the right time and introduction of new age energy-efficient motors will lead to a well-positioned business. Lines bought for production of both washing machine BLDC motors and AC BLDC motors remained unutilized due to delayed product development. Now, we believe, both will start by December, 2024. We will be tying up volumes with others in order to ensure full capacity utilization leading to healthy margins and ROCE.

Chairman, as we still call him, was very unhappy with this delay; he wanted us to focus more on ensuring a future-ready organization for the division. In the meanwhile, the division is finalizing a 3-year strategy document which will be submitted to the Board shortly; investors will be informed of the same in our subsequent quarterly newsletter.

Steel business capacity expansion was completed in February, 2024 at a cost of approximately Rs.19 crore. Now the division needs to sell capacity on a monthly basis and ensure budgeted margins are delivered. Chairman was very keen on this acquired business as he always said that this backward integration would help us with seamless raw material sourcing and product development.

For the Financial Year 2024-25 our outlook remains strong, our divisional management’s ability to deliver required sales and margin may need further strengthening – this we will do fast.

Our Founder always deeply valued customers, employees, suppliers and other stakeholders - we thank them for supporting him since inception.

I express my sincere gratitude to all stakeholders for their unstinted support over many years and hope for their continued support in our journey to take the Company to greater heights.

Warm regards,

**Bikramjit Nag**  
Chairman



## IFB INDUSTRIES LTD.

CIN: L51109WB1974PLC029637

Registered Office: 14 Taratolla Road, Kolkata -700 088

Tel: 91 33 30489299, Fax: 91 33 30489230, E-mail: investors@ifbglobal.com

Website: www.ifbindustries.com

### NOTICE TO MEMBERS

Notice is hereby given that the forty eighth Annual General Meeting of the members of IFB Industries Limited will be held on Monday, the 29th day of July, 2024 at 10.00 A.M. IST at Club Ecohub, Ecospace Business Park, Plot no. IIF/11, Action Area II, Rajarhat, New Town, Kolkata - 700 160, to transact the following business :

#### ORDINARY BUSINESS

1. To receive, consider and adopt the Audited Standalone Financial Statements of the Company for the year ended March 31, 2024, including the audited Balance Sheet as at March 31, 2024, the Statement of Profit and Loss for the year ended on that date and the reports of the Board of Directors and Auditors' thereon.
2. To receive, consider and adopt Audited Consolidated Financial Statements of the Company for the year ended March 31, 2024 and the Report of the Auditors thereon.
3. To appoint a Director in place of Mr. Rajshankar Ray (DIN: 03498696), who retires by rotation and being eligible, offers himself for re-appointment as a Director.
4. To appoint a Director in place of Mr. Sudip Banerjee (DIN: 05245757), who retires by rotation and being eligible, offers himself for re-appointment as a Director.
5. **To appoint auditors of the Company and to fix their remuneration, and if thought fit, to pass, with or without modification(s) the following resolution as an Ordinary Resolution :**

**"RESOLVED THAT** pursuant to provisions of Sections 139, 142 and all other applicable provisions, if any, of the Companies Act, 2013 and the Companies (Audit and Auditors) Rules, 2014 as amended from time to time, and pursuant to the recommendations made by Audit Committee and the Board, M/s. Price Waterhouse & Co., Chartered Accountants LLP, Chartered Accountants, having Firm Registration No. 304026E/E-300009, be and are hereby appointed as the Statutory Auditors of the Company in place of the retiring auditors M/s. Deloitte Haskins and Sells (Firm Registration No. 302009E), and to hold office from the conclusion of this 48th Annual General Meeting for a term of consecutive five years until the conclusion of the 53rd Annual General Meeting and that the Board and its Committee be and is hereby authorized to fix such remuneration as may be mutually agreed between the Board / Committee of the Company and the Statutory Auditors from time to time."

#### SPECIAL BUSINESS

6. **To consider and if thought fit, to pass, the following Resolution as an Ordinary Resolution :**

**"RESOLVED THAT** pursuant to the provisions of Section 148(3) and other applicable provisions, if any, of the Companies Act, 2013 (including any statutory modification(s) or re-enactment(s) thereof, for the time being in force), and the Companies (Audit and Auditors) Rules, 2014, as amended from time to time, the Company hereby ratifies the remuneration of Rs.9 lakhs (Rupees Nine lakhs only) plus applicable taxes and reimbursement of out-of-pocket expenses payable to M/s. Shome & Banerjee, Cost Accountants (Firm Registration Number - 000001), duly appointed by the Board of Directors based on the recommendation of the Audit Committee, as the Cost Auditors of the Company, to conduct the audit of the cost records maintained by the Company for the Financial Year ending March 31, 2025."

#### Registered Office :

14, Taratolla Road

Kolkata - 700 088

CIN : L51109WB1974PLC029637

E-mail : investors@ifbglobal.com

Website : www.ifbindustries.com

Date : 27th June, 2024

Place : Kolkata

By Order of the Board

**Ritesh Agarwal**

*Company Secretary*

Membership No. : ACS 17266

**NOTES:**

1. A Statement pursuant to Section 102 of the Companies Act, 2013, as amended, (the "Act") and Secretarial Standard on General Meetings (Revised) – 2 (the "SS 2"), relating to Special Businesses to be transacted at the Meeting, are annexed hereto. The said Statement also contain the recommendation of the Board of Directors of the Company in terms of Regulation 17(11) of the Securities and Exchange Board of India (Listing Obligations and Disclosure Requirements) Regulations, 2015 (as amended) (the "SEBI LODR"). Additional disclosures, pursuant to Regulation 36(3) of the SEBI LODR, in respect of the directors seeking re-appointment and proposed to be re-appointed form part of this Notice convening the 48th Annual General Meeting (AGM) of the Company (the "Notice").
2. A MEMBER ENTITLED TO ATTEND AND VOTE AT THE AGM (THE "MEETING") IS ENTITLED TO APPOINT A PROXY TO ATTEND AND VOTE ON A POLL INSTEAD OF HIMSELF/HERSELF AND THE PROXY NEED NOT BE A MEMBER OF THE COMPANY. The instrument appointing the proxy, in order to be effective, should be deposited, duly completed and signed, at the Registered Office of the Company not less than forty-eight hours before the commencement of the Meeting. Attendance Slip alongwith Proxy Form is attached herewith.  

A person can act as a proxy on behalf of members not exceeding fifty and holding in aggregate not more than ten percent of the total share capital of the Company carrying voting rights. Provided that a member holding more than ten percent of the total share capital of the Company carrying voting rights may appoint a single person as proxy and such person shall not act as a proxy for any other person or shareholder. The holder of proxy shall prove his identity at the time of attending the meeting.
3. When a member appoints a proxy and both the member and proxy attend the Meeting, the proxy stands automatically revoked.
4. During the period beginning 24 hours before the time fixed for the commencement of the meeting and ending with the conclusion of the meeting, members would be entitled to inspect the proxies lodged, at any time during the business hours of the Company, provided that not less than 3 days advance notice in writing is given to the Company.
5. The landmark and route map to the AGM venue is attached and forms part of this Notice.
6. In pursuance of Section 113 Institutional/Corporate Shareholders (i.e., other than individuals/HUF, NRI, etc.) are required to send a scanned copy (PDF/JPG Format) of its Board or governing body Resolution/Authorization etc., authorizing its representative to attend the AGM physically and to vote through remote e-voting or by electronic voting at the AGM venue. The said Resolution/Authorization shall be sent to the Scrutinizer by email through its registered email address to patnaikandpatnaik@yahoo.com with a copy marked to evoting@nsdl.co.in. Institutional shareholders (i.e. other than individuals, HUF, NRI etc.) can also upload their Board Resolution / Power of Attorney /Authority Letter etc. by clicking on "**Upload Board Resolution /Authority Letter**" displayed under "**e-Voting**" tab in their login on www.evoting.nsdl.com.
7. SEBI, has mandated that the listed companies shall henceforth issue the securities in dematerialised form only, while processing service requests such as issue of duplicate share certificates, transmission, transposition, etc. Accordingly, members who still hold share certificates in physical form are advised to dematerialize their holdings. The securities holders/ claimants are required to apply for dematerialisation of securities on the basis of the 'letter of confirmation(s)' within a period of 120 days from the date of its issuance. The Register of Members and Share Transfer Books of the Company shall remain closed from 23rd July, 2024 to 29th July, 2024 (both days inclusive).
8. Members are requested to intimate changes, if any, pertaining to their name, postal address, email address, telephone/mobile numbers, Permanent Account Number (PAN), mandates, nominations, power of attorney, bank details such as, name of the bank and branch details, bank account number, MICR code, IFSC code, KYC details etc., to their DPs in case the shares are held by them in electronic form and to the Registrar of the Company in case the shares are held by them in physical form.
9. To prevent fraudulent transactions, Members are advised to exercise due diligence and notify the Company of any change in address or demise of any Member as soon as possible. Members are also advised to not leave their Demat account(s) dormant for long. Periodic statement of holdings should be obtained from the concerned Depository Participant and holdings should be verified from time to time.

10. The Company had already sent individual letters to all the members holding shares of the Company in physical form for furnishing their PAN, KYC details and Nomination pursuant to SEBI Circular. The ISR-1 is also uploaded in the website of the Company [www.ifbindustries.com](http://www.ifbindustries.com). Attention of the members are sought to submit the said form ISR-1 to the Company.
11. Members may also note that SEBI vide its Circular has mandated the listed Companies to issue securities in dematerialized form only while processing service requests viz. Issue of Duplicate Securities certificate, claim from unclaimed suspense account, renewal/exchange of securities certificate, endorsement, sub-division/splitting of securities certificate, consolidation of securities certificates/folios, transmission and transposition. Accordingly, members are requested to make service requests by submitting a duly signed and filled ISR-4, the format for which is available on the Company's website at [www.ifbindustries.com](http://www.ifbindustries.com).
12. In case of Joint holders, there will be one vote for every Client ID/registered folio number irrespective of the number of joint holders. In case of joint holders, the member whose name appears as the first holder in the order of names as per the Register of Members of the Company will be entitled to vote at the AGM.
13. Non-Resident Indian Members are requested to inform the Registrar any change in the Residential Status consequent to return to India for permanent settlement, and update particulars of the Bank account maintained in India with complete name, Branch, account type, account number and address of the Bank.
14. Members seeking any information with regard to the accounts or any matter to be placed at the AGM, are requested to write to the Company on or before 22nd July, 2024 through email to [investors@ifbglobal.com](mailto:investors@ifbglobal.com). The same will be replied by the Company suitably.
15. In compliance with the MCA Circulars, SEBI Circulars and in terms of section 101 and 136 of the Act, read together with the rules made thereunder, the listed companies may send the notice of Annual General Meeting and the Annual Report, including Financial Statements, Board Reports, etc. by electronic mode. The Company is accordingly sending soft copies of the above referred documents to all those members, who have registered their e-mail addresses with their respective depository participants or with the share transfer agent of the Company. Members may note that Annual Report 2023-24 and Notice along with proxy form and attendance slip will also be available on the Company's website [www.ifbindustries.com](http://www.ifbindustries.com) and on the website of the stock exchanges [www.bseindia.com](http://www.bseindia.com) and [www.nseindia.com](http://www.nseindia.com) and on the website of NSDL <https://www.evoting.nsdl.com>. The physical copy of the Notice alongwith the Annual Report shall be made available at the request of any Members.
16. Explanatory Statement, pursuant to Section 102 of the Companies Act, 2013 ('the Act'), relating to the Special Business to be transacted at this Annual General Meeting ('AGM'), is annexed. The physical attendance of the members present at the AGM will be counted for the purpose of determining quorum under Section 103 of the Companies Act, 2013.
17. During the AGM, the Register of Directors and Key Managerial Personnel and their shareholding maintained under Section 170 of the Act and the Register of Contracts or arrangements in which Directors are interested maintained under Section 189 of the Companies Act, shall be made available for inspection by the members at the Annual General Meeting.
18. Instructions for e-voting is as follows:
  - a. **VOTING THROUGH ELECTRONIC MEANS**
    - i. In compliance with section 108 of the Companies Act, 2013, Rule 20 of the Companies (Management and Administration) Rules 2014 as substituted by Companies (Management and Administration) Amendment Rules, 2015 and Regulation 44 of SEBI (Listing Obligations & Disclosure Requirements) Regulation, 2015, and in terms of SEBI vide circular no. SEBI/HO/CFD/CMD/ CIR/P/2020/242 dated December 9, 2020 in relation to e-Voting Facility Provided by Listed Entities, the Members are provided with the facility to cast their vote electronically, through the e-Voting services provided by NSDL, on all the resolutions set forth in this Notice.

- ii. **The remotee-voting will commence on Friday, 26th July, 2024 at 9:00AM (IST) and will end on Sunday, 28th July, 2024 at 5:00 PM (IST).** During this period, members of the Company, holding shares either in physical form or in dematerialized form, as on the cut-off date of 22nd July, 2024, may cast their vote by remote e-voting. The facility for electronic voting shall be made available at the Annual General Meeting and the members attending the meeting who have not cast their vote by remote e-voting shall be able to exercise their right at the meeting by e-voting. The remote e-voting module shall be disabled by NSDL thereafter. Once the vote on a resolution is cast by the member, the member shall not be allowed to change subsequently.

The members who have cast their vote by remote e-voting prior to the Annual General Meeting may also attend AGM but shall not be entitled to cast their vote again.

Any person holding shares in physical form and non-individual shareholders, who acquires shares of the Company and becomes a Member of the Company after sending of the Notice and holding shares as of the cut-off date, may obtain the login ID and password by sending a request at [evoting@nsdl.co.in](mailto:evoting@nsdl.co.in). If the member forgets the password, the member can reset his password by using “Forget User Details/ password or “Physical User Reset Password” option available on hyperlink [www.evoting.nsdl.com](http://www.evoting.nsdl.com) or call on toll free no. 022-4886 7000 and 022-2499 7000. However, if he / she is already registered with NSDL for remote e-Voting then he /she can use his / her existing User ID and password for casting the vote. In case of Individual Shareholders holding securities in demat mode and who acquires shares of the Company and becomes a Member of the Company after sending of the Notice and holding shares as of the cut-off date may follow steps of remote e-voting as mentioned below under.

- iii. **The process and manner for remotee-voting are as under:**

**How do I vote electronically using NSDL e-Voting system?**

The way to vote electronically on NSDL e-Voting system consists of “Two Steps” which are mentioned below:-





**Step 1 : Access to NSDL e-Voting system**

**Step 2 : Cast your vote electronically on NSDL e-Voting system.**

**Details on Step 1 are mentioned below:**

- Pursuant to SEBI circular no. SEBI/HO/ CFD/CMD/CIR/P/2020/242 dated December 9, 2020 on “e-Voting facility provided by Listed Companies”, Individual shareholders holding securities in demat mode are allowed to vote through their demat account maintained with Depositories and Depository Participants. Shareholders are advised to update their mobile number and e-mail ID with their DPs in order to access e-Voting facility.

Type of shareholders	Login Method
Individual Shareholders holding securities in demat mode with NSDL	<p><b>A. NSDL IDeAS facility</b></p> <p><b>If you are already registered, follow the below steps:</b></p> <ol style="list-style-type: none"> <li>Visit the e-Services website of NSDL. Open web browser by typing the following URL: <a href="https://eservices.nsdl.com/">https://eservices.nsdl.com/</a> either on a Personal Computer or on a mobile.</li> <li>Once the home page of e-Services is launched, click on the “Beneficial Owner” icon under “Login” which is available under “IDeAS” section.</li> <li>A new screen will open. You will have to enter your User ID and Password. After successful authentication, you will be able to see e-Voting services.</li> </ol>

Type of shareholders	Login Method
	<ol style="list-style-type: none"> <li>4. Click on “Access to e-Voting” appearing on the left-hand side under e-Voting services and you will be able to see e-Voting page.</li> <li>5. Click on options available against company name or e-Voting service provider - NSDL and you will be re-directed to NSDL e-Voting website for casting your vote during the remote e-Voting period or joining virtual meeting and e-Voting during the meeting.</li> </ol>
	<p><b>If you are not registered, follow the below steps:</b></p> <ol style="list-style-type: none"> <li>1. Option to register is available at <a href="https://eservices.nsd.com">https://eservices.nsd.com</a>.</li> <li>2. Select “Register Online for IDeAS” Portal or click at <a href="https://eservices.nsd.com/SecureWeb/IdeasDirectReg.jsp">https://eservices.nsd.com/SecureWeb/IdeasDirectReg.jsp</a>.</li> <li>3. Please follow steps given in points 1-5 of Pt. A.</li> </ol> <p><b>B. e-Voting website of NSDL</b></p> <ol style="list-style-type: none"> <li>1. Open web browser by typing the following URL: <a href="https://www.evoting.nsd.com/">https://www.evoting.nsd.com/</a> either on a personal computer or on a mobile phone.</li> <li>2. Once the home page of e-Voting system is launched, click on the icon “Login” which is available under ‘Shareholder/Member’ section.</li> <li>3. A new screen will open. You will have to enter your User ID (i.e., your sixteen-digit demat account number held with NSDL), Password / OTP and a Verification Code as shown on the screen.</li> <li>4. After successful authentication, you will be redirected to NSDL website wherein you can see e-Voting page. Click on options available against company name or e-Voting service provider - NSDL and you will be redirected to e-Voting website of NSDL for casting your vote during the remote e-Voting period.</li> </ol> <p><b>C.E-Voting through NSDL App</b></p> <p>Shareholders/Members can also download NSDL Mobile App “NSDL Speede” facility by scanning the QR code mentioned below for seamless voting experience.</p> <p style="text-align: center;"><b>NSDL Mobile App is available on</b></p> <div style="display: flex; justify-content: center; align-items: center;"> <div style="text-align: center; margin-right: 20px;">  <b>App Store</b> </div> <div style="text-align: center; margin-right: 20px;">  <b>Google Play</b> </div> </div> <div style="display: flex; justify-content: center; align-items: center; margin-top: 10px;"> <div style="text-align: center; margin-right: 20px;">  </div> <div style="text-align: center;">  </div> </div>
Individual Shareholders holding securities in demat mode with CDSL	<ol style="list-style-type: none"> <li>1. Existing users who have opted for Easi / Easiest, can login through their user id and password. Option will be made available to reach e-Voting page without any further authentication. The URL for users to login to Easi / Easiest are <a href="https://web.cdslindia.com/myeasi/home/login">https://web.cdslindia.com/myeasi/home/login</a> or <a href="http://www.cdslindia.com">www.cdslindia.com</a> and click on New System Myeasi.</li> <li>2. After successful login of Easi / Easiest the user will be also able to see the e-Voting Menu. The Menu will have links of ESP i.e. NSDL portal. Click on NSDL to cast your vote.</li> </ol>

Type of shareholders	Login Method
	3. If the user is not registered for Easi/Easiest, option to register is available at <a href="https://web.cdslindia.com/myeasi/Registration">https://web.cdslindia.com/myeasi/Registration</a> / Easi Registration. Alternatively, the user can directly access e-Voting page by providing demat Account Number and PAN from a link in <a href="http://www.cdslindia.com">www.cdslindia.com</a> home page. The system will authenticate the user by sending OTP on registered Mobile and e-mail as recorded in the demat Account. After successful authentication, user will be provided links for the respective ESP i.e. NSDL where the e-Voting is in progress.
Individual Shareholders (holding securities in demat mode) logging through their depository Participants	<ol style="list-style-type: none"> <li>1. You can also login using the login credentials of your demat account through your DP registered with NSDL / CDSL for e-Voting facility</li> <li>2. Once logged-in, you will be able to see e-Voting option. Once you click on e-Voting option, you will be redirected to NSDL / CDSL Depository site after successful authentication, wherein you can see e-Voting feature.</li> <li>3. Click on options available against company name or e-Voting service provider - NSDL and you will be redirected to e-Voting website of NSDL for casting your vote during the remote e-Voting period.</li> </ol>

**Important note: Members who are unable to retrieve User ID/ Password are advised to use Forget User ID and Forget Password option available at abovementioned website.**

**Helpdesk for Individual Shareholders holding securities in demat mode for any technical issues related to login through Depository i.e. NSDL and CDSL.**

Login type	Helpdesk details
Individual Shareholders holding securities in demat mode with NSDL	Members facing any technical issue in login can contact NSDL helpdesk by sending a request at <a href="mailto:evoting@nsdl.co.in">evoting@nsdl.co.in</a> or call at toll free no.: 022-4886 7000 and 022-2499 7000
Individual Shareholders holding securities in demat mode with CDSL	Members facing any technical issue in login can contact CDSL helpdesk by sending a request at <a href="mailto:helpdesk.evoting@cdslindia.com">helpdesk.evoting@cdslindia.com</a> or contact at 1800-22 55 33

**B. Login method for e-Voting for Shareholders other than individual shareholders holding securities in demat mode and shareholders holding securities in physical mode.**

**How to Log-in to NSDL e-Voting website?**

1. Visit the e-Voting website of NSDL. Open web browser by typing the following URL: <https://www.evoting.nsdl.com>. either on computer or on laptop.
2. Once the home page of e-Voting system is launched, click on the icon "Login" which is available under 'Shareholders'section.
3. A new screen will open. You will have to enter your User ID, your Password and a Verification Code as shown on the screen.

*Alternatively, if you are registered for NSDL eservices i.e. IDEAS, you can log-in at <https://eservices.nsdl.com/> with your existing IDEAS login. Once you log-in to NSDL eservices after using your log-in credentials, click on e-Voting and you can proceed to Step 2 i.e. Cast your vote electronically.*

4. Your User ID details will be as per details given below:

Manner of holding shares i.e. Demat (NSDL or CDSL) or Physical	Your User ID is:
a) For Members who hold shares in demat account with NSDL.	8 Character DP ID followed by 8 Digit Client ID (For example if your DP ID is IN300*** and Client ID is 12***** then your user ID is IN300***12*****)
b) For Members who hold shares in demat account with CDSL.	16 Digit Beneficiary ID (For example if your Beneficiary ID is 12***** then your user ID is 12*****)
c) For Members holding shares in Physical Form.	EVEN Number followed by Folio Number registered with the company (For example if folio number is 001*** and EVEN is 101456 then user ID is 101456001***)

5. Your password details are given below:

- a. If you are already registered for e-Voting, then you can use your existing password to login and cast your vote.
- b. If you are using NSDL e-Voting system for the first time, you will need to retrieve the 'initial password' which was communicated to you. Once you retrieve your 'initial password', you need enter the 'initial password' and the system will force you to change your password.
- c. How to retrieve your 'initial password'?
  - (i) If your email ID is registered in your demat account or with the company, your 'initial password' is communicated to you on your email ID. Trace the email sent to you from NSDL from your mailbox. Open the email and open the attachment i.e. a .pdf file. Open the .pdf file. The password to open the .pdf file is your 8-digit client ID for NSDL account, last 8 digits of client ID for CDSL account or folio number for shares held in physical form. The .pdf file contains your 'User ID' and your 'initial password'.
  - (ii) In case you have not registered your email address with the Company/ Depository, please follow instructions mentioned below in this notice.

6. If you are unable to retrieve or have not received the "Initial password" or have forgotten your password:

- a. Click on "**Forgot User Details/Password?**" (If you are holding shares in your demat account with NSDL or CDSL) option available on [www.evoting.nsd.com](http://www.evoting.nsd.com).
- b. "**Physical User Reset Password?**" (If you are holding shares in physical mode) option available on [www.evoting.nsd.com](http://www.evoting.nsd.com).
- c. If you are still unable to get the password by aforesaid two options, you can send a request at [evoting@nsdl.co.in](mailto:evoting@nsdl.co.in) mentioning your demat account number/folio number, your PAN, your name and your registered address.
- d. Members can also use the OTP (One Time Password) based login for casting the votes on the e-Voting system of NSDL.

7. After entering your password, click on Agree to "Terms and Conditions" by selecting on the check box.

8. Now, you will have to click on "Login" button.

9. After you click on the "Login" button, Home page of e-Voting will open.

**Details on Step 2 are mentioned below:**

**How to cast your vote electronically on NSDL e-Voting system?**

1. After successful login at Step 1, you will be able to see the Home page of e-Voting. Click on e-Voting. Then, click on Active Voting Cycles.



2. After click on Active Voting Cycles, you will be able to see all the companies “EVEN” in which you are holding shares and whose voting cycle is in active status.
3. Select “EVEN 129072” of the Company.
4. Now you are ready for e-Voting as the Voting page opens.
5. Cast your vote by selecting appropriate options i.e. assent or dissent, verify/modify the number of shares for which you wish to cast your vote and click on “Submit” and also “Confirm” when prompted.
6. Upon confirmation, the message “Vote cast successfully” will be displayed.
7. You can also take the printout of the votes cast by you by clicking on the print option on the confirmation page.
8. Once you confirm your vote on the resolution, you will not be allowed to modify your vote.

**General Guidelines for shareholders**

1. Institutional / Corporate shareholders (i.e. other than individuals, HUF, NRI, etc.) are required to send a scanned copy (PDF/JPG Format) of the relevant Board Resolution/ Authority letter etc., with attested specimen signature of the duly authorized signatory(ies) who are authorized to vote, to the Scrutinizer by email to [patnaikandpatnaik@yahoo.com](mailto:patnaikandpatnaik@yahoo.com) with a copy marked to [evoting@nsdl.co.in](mailto:evoting@nsdl.co.in). Institutional shareholders (i.e. other than individuals, HUF, NRI etc.) can also upload their Board Resolution / Power of Attorney / Authority Letter etc. by clicking on "Upload Board Resolution/ Authority Letter" displayed under "e-Voting" tab in their login.
2. It is strongly recommended not to share your password with any other person and take utmost care to keep your password confidential. Login to the e-voting website will be disabled upon five unsuccessful attempts to key in the correct password. In such an event, you will need to go through the “Forgot User Details/Password?” or “Physical User Reset Password?” option available on <https://www.evoting.nsdl.com> to reset the password.
3. In case of any queries relating to e-voting you may refer to the FAQs for Shareholders and e-voting user manual for Shareholders available at the download section of <https://www.evoting.nsdl.com> or call on toll free no.: 022-4886-7000 or send a request at [evoting@nsdl.co.in](mailto:evoting@nsdl.co.in).

**Process for registration of email id for obtaining Annual Report and user id/password for e-voting:**

1. Physical Holding : In case shares are held in physical mode may please send a request to the Registrar and Transfer Agent of the Company at [rta@cbmsl.com](mailto:rta@cbmsl.com) providing Folio No., Name of shareholder, scanned copy of the share certificate (front and back), PAN (self-attested scanned copy of PAN card), AADHAR (self-attested scanned copy of Aadhar Card) for registering email address and by submitting duly filled and signed ISR - 1.
2. Demat Holding: In case shares are held in demat mode, please provide DPID-CLID (16-digit DPID + CLID or 16-digit beneficiary ID), Name, client master or copy of Consolidated Account statement, PAN (self-attested scanned copy of PAN card), AADHAR (self-attested scanned copy of Aadhar Card) to [rta@cbmsl.com](mailto:rta@cbmsl.com)
3. Alternatively, member may send an e-mail request to [evoting@nsdl.co.in](mailto:evoting@nsdl.co.in) for obtaining User ID and Password by proving the details mentioned in Point (1) or (2) as the case may be.

**Other Instructions:**

1. Mr. SK Patnaik, Practicing Company Secretary (Membership No. FCS 5699) Partner of M/s. Patnaik & Patnaik, Company Secretaries has been appointed by the Board of Directors as the Scrutinizer for providing facility to the members of the Company, to scrutinize the e-voting and remote e-voting process in a fair and transparent manner.
2. A person, whose name is recorded in the Register of Members or in the Register of Beneficial Owners maintained by the Depositories as on the Cut-off date shall be entitled to avail the facility of remote e-voting as well as voting by e-voting at the venue of AGM.
3. The Chairman shall, at the Annual General Meeting, at the end of discussion on the resolutions on which voting is to

be held, allow voting with the assistance of Scrutinizer, e-voting at the venue of AGM for all those members who are present at the Annual General Meeting but have not cast their votes by availing the remote e-voting facility.

4. The Scrutinizer shall, immediately after the conclusion of voting at the AGM, will first count the votes cast during the AGM, thereafter unblock the votes cast through remote e-voting and prepare, not later than 2 working days of conclusion of the AGM, a consolidated Scrutinizer's Report of the total votes cast in favour or against, if any, to the Chairman or a person authorised by him in writing, who shall countersign the same.
5. The result declared along with the Scrutinizer's Report shall be placed on the Company's website at [www.ifbindustries.com](http://www.ifbindustries.com) and on the website of NSDL <https://www.evoting.nsdl.com> immediately after the declaration of the results by the Chairman or person authorized by him in writing. The Company shall simultaneously forward the results to National Stock Exchange of India Limited and BSE Limited, where the shares of the Company are listed.
6. Subject to receipt of requisite number of votes, the resolutions proposed in the notice shall be deemed to be passed on the date of the meeting itself, i.e., July 29, 2024.

**Registered Office :**

14, Taratolla Road  
Kolkata - 700 088  
CIN : L51109WB1974PLC029637  
E-mail : [investors@ifbglobal.com](mailto:investors@ifbglobal.com)  
Website : [www.ifbindustries.com](http://www.ifbindustries.com)  
Date : 27th June, 2024  
Place : Kolkata

By Order of the Board

**Ritesh Agarwal**  
*Company Secretary*  
Membership No. : ACS 17266

**Statement Pursuant to Section 102(1) of the Companies Act, 2013**

As required under section 102 of the Companies Act, 2013 ("the Act") SEBI (Listing Obligations & Disclosure Requirements) Regulations, 2015 the following explanatory statement sets out all material facts relating to business under Items no. 5 & 6 of the accompanying Notice:

**ITEM NO 5:**

The Members of the Company at the 43rd Annual General Meeting ('AGM') held on 26th July, 2019 approved the reappointment of M/s Deloitte Haskins and Sells (Firm Registration No. 302009E), as the Statutory Auditors of the Company for a period of five years from the conclusion of the 43rd AGM till the conclusion of the 48th AGM.

The tenure of M/s Deloitte Haskins and Sells, Statutory Auditors of the Company will expire upon conclusion of the 48th Annual General Meeting of the Company. Hence, the Board of Directors of the Company, based on the recommendation of the Audit Committee, has recommended for the approval of the Members, the appointment of M/s Price Waterhouse & Co Chartered Accountants LLP, Chartered Accountants, having Firm Registration No. 304026E/E-300009 as the Statutory Auditors of the Company for a period of five years from the conclusion of 48th AGM till the conclusion of the 53rd AGM of the Company.

M/s Price Waterhouse & Co Chartered Accountants LLP, Chartered Accountants is an affiliate of Price Waterhouse & Affiliates which consist of 11 separate, distinct and independent member firms registered with ICAI. Each member firm of Price Waterhouse & Affiliates is also an individual member firm of the network of member firms of Price Waterhouse Coopers International Limited ("PwC IL") and each member firm does not act either as the agent of PwC IL or any other member firm nor is responsible or liable for the acts or omissions of any other member firm. The registered address of M/s Price Waterhouse & Co Chartered Accountants LLP is Plot No. 56 & 57, Block DN, Sector V Salt Lake Kolkata, West Bengal, India – 700091. It has its offices in India at Ahmedabad, Bengaluru, Bhopal, Bhubaneshwar, Chennai, Dehradun, Gandhinagar, Gurugram, Hyderabad, Jaipur, Jamshedpur, Kolkata, Mumbai, Noida, and Pune.

M/s. Price Waterhouse & Co Chartered Accountants LLP, Chartered Accountants, have given their consent to act as the Statutory Auditors of the Company and have confirmed that the said appointment, if made, will be in accordance with the conditions prescribed under Sections 139 and 141 of the Act and have also mentioned that they are not disqualified as per Section 141 of the Companies Act, 2013 relating to their appointment.

The remuneration proposed for the new Statutory Auditors, M/s Price Waterhouse & Co Chartered Accountants LLP, Chartered Accountants, for the financial year 2024-2025 is Rs. 86 Lakhs excluding fees for Tax Audit or any other certification & reimbursement of out-of-pocket expenses and there is no material change in fees payable to M/s. Price Waterhouse & Co Chartered Accountants LLP, Chartered Accountants (Firm Registration No. 304026E/E-300009) with respect to the fees paid to M/s. Deloitte Haskins and Sells (Firm Registration No. 302009E), the retiring Auditors. The power may be granted to the Board/Audit Committee to alter and vary the terms and conditions of appointment, revision including upward revision of the remuneration for remaining tenure, in such manner and to such extent as may be mutually agreed with the Statutory Auditors.

Accordingly, approval of the members is sought for appointment of M/s Price Waterhouse & Co Chartered Accountants LLP, Chartered Accountants (Firm Registration No. 304026E/E-300009) as the Statutory Auditors of the Company for a period of five years i.e. from the conclusion of 48th AGM till the conclusion of 53rd AGM and to fix their remuneration.

None of the Directors and Key Managerial Personnel of the Company, or their relatives, is concerned or interested, financially or otherwise interested in this Resolution.

This explanation is pursuant to the requirements of SEBI (Listing Obligations & Disclosure Requirements), 2015.

The Board recommends the resolution set out in item no. 5 as an Ordinary Resolution for approval of the members.

**ITEM No. 6 :**

The board on the recommendation of the Audit Committee has approved the appointment and remuneration of M/s. Shome & Banerjee, Cost Auditors to conduct the audit of the cost records of the company for the financial year ending March 31, 2025 at a fee of Rs. 9,00,000 plus taxes as applicable and reimbursement of conveyance expenses on actual basis as incurred by them in connection with the Audit.

In accordance with the provisions of Section 148 of the Companies Act read with the Companies (Audit and Auditors) Rules 2014, the remuneration payable to Cost Auditors require ratification by the shareholders of the company.

Accordingly, consent of the members is sought for passing an Ordinary Resolution as set out at item no. 6 of the notice for ratification of the remuneration payable to the Cost Auditors for the financial year ending 31 March 2025.

None of the Directors/Key Managerial Personnel of the company/their relatives are in any way, concerned or interested, financially or otherwise in the resolution set out at item no. 6 of the notice.

The Board recommends the resolution set forth in item no. 6 as an Ordinary Resolution for the approval of the members.

**Registered Office :**  
14, Taratolla Road  
Kolkata - 700 088  
CIN : L51109WB1974PLC029637  
E-mail : investors@ifbglobal.com  
Website : www.ifbindustries.com  
Date : 27th June, 2024  
Place : Kolkata

By Order of the Board  
  
**Ritesh Agarwal**  
Company Secretary  
Membership No. : ACS 17266

Details of the Director seeking appointment/reappointment in Annual General Meeting (in pursuance of Clause 36(3) of the SEBI (Listing Obligations and Disclosure Requirements) Regulations, 2015 & Secretarial Standards-2 issued by the Institute of the Company Secretaries of India:

Name of Director	Mr. Rajshankar Ray	Mr. Sudip Banerjee
DIN	03498696	05245757
Date of birth	30.01.1969	01.02.1960
Nationality	Indian	Indian
Date of first appointment on the Board	30.10.2020	04.04.2012
Qualification	B. Tech in Mechanical Engg, (IIT Kharagpur Batch 1991)	Graduate in Economics (Hons.), Diploma in Business Management (AIMA)
Experience in functional areas	He has more than 33 years of experience in Factory Management, Sales, project management and in diversified operation areas including cost and management control, strategic Management, Risk Management etc.	Business Executive
Relationship with other Directors	Not related to any Director	Not related to any Director
Shareholding in the Company including shareholding as a beneficial owner	5222	–
List of directorships held in other listed companies	Nil	Kesoram Industries Limited L&T Technology Services Limited
Committee membership in other listed companies	Nil	1) Kesoram Industries Ltd – Member of Audit Committee – Member of Stakeholders Relationship Committee. 2) L&T Technology Services Ltd. – Member of Stakeholders Relationship Committee
Listed entities from which the Person has resigned in the last three years.	Nil	Larsen & Toubro Infotech Ltd.

## BOARD'S REPORT

### To the Members,

Your Directors have pleasure in presenting before you the forty-eighth Annual Report of the Company together with the Audited Financial Statements of the Company for the year ended 31 March 2024.

### FINANCIAL RESULTS

The performance during the period ended 31 March 2024 has been as under:

Rs. in Crores

Particulars	Standalone		Consolidated	
	2023-24	2022-23	2023-24	2022-23
Total revenue	4343.99	4126.25	4470.21	4217.74
Profit before depreciation/amortisation, finance costs and tax	240.22	182.99	225.28	183.12
Less: Finance costs				
- Finance cost on financial liabilities measured at amortised cost	10.32	13.83	10.33	13.85
- Other finance cost	17.39	15.32	17.57	15.59
Less: Depreciation and amortization	122.15	119.44	124.39	121.50
Profit /(Loss) before Tax	90.36	34.40	72.99	32.18
Less: Current tax	17.42	0.26	18.57	0.34
Less: Deferred tax (net)	4.06	16.90	4.06	16.90
Profit/(loss) after tax	68.88	17.24	50.36	14.94
Other comprehensive income / (loss)				
Items that will not to be classified to profit or loss –				
– Re measurements of defined benefit plan	0.89	2.85	0.66	2.85
– Income tax relating to items that will not be reclassified to profit or loss	(0.22)	(0.72)	(0.22)	(0.72)
Items that will reclassified to profit or loss –				
– Exchange differences in translating the financial statements of foreign operations	–	–	(0.66)	2.14
– Income tax relating to items that will be reclassified to profit or loss	–	–	–	–
Other comprehensive income/(loss)	0.67	2.13	(0.22)	4.27
Total comprehensive income for the year	69.55	19.37	50.14	19.21

Consolidated figure includes standalone figure and figure of Global Appliances & Automotive Limited (GAAL), a wholly owned subsidiary company, Thai Automotive and Appliances Pte. Ltd. (TAAL), a step-down subsidiary company, and IFB Refrigeration Limited, an Associate Company.

#### OPERATIONS - Standalone

Your company completed year 2023-24 on a marginal increase of 5.28 % on revenue terms, and earned PBT of Rs. 90.36 Crores. The net revenue from operations grew by

5.06 % to Rs. 4311.68 Crores. The profit before depreciation, finance cost and tax as compared to last year increased by 31.27% to Rs. 240.22 Crores. Increase in PBDIT is largely on account of reduction in material cost.

#### OPERATIONS - Consolidated

Net revenue from operations on consolidated basis increased by 5.79% to Rs. 4437.84 Crores. Profit before depreciation, finance cost and tax on consolidated basis as compared to last year increased by 23.02% to Rs. 225.28 Crores.

#### **DIVIDEND**

Your Directors have decided not to recommend any dividend for the financial year under review to conserve resources for working capital, capital expenditure projects, acquisition etc.

#### **TRANSFER TO RESERVE**

The company does not propose to transfer any amount to Reserve.

#### **MANAGEMENT DISCUSSION AND ANALYSIS REPORT**

As required under SEBI (Listing Obligations and Disclosure Requirements) Regulations, 2015, hereinafter "LODR Regulations, 2015". The Management Discussion and Analysis Report is enclosed as a part of this report.

#### **CHANGE IN THE NATURE OF BUSINESS OF THE COMPANY**

During the year under review, there is no change in the nature of the business operations of the Company.

#### **CORPORATE GOVERNANCE AND SHAREHOLDERS INFORMATION**

Your Company has always taken adequate steps to adhere to all the stipulations laid down in LODR Regulations, 2015. A report on Corporate Governance is included as a part of this Annual Report. Certificate from the Statutory Auditors of the company M/s. Deloitte Haskins & Sells, Chartered Accountants (Firm Registration No. 302009E), confirming the compliance with the conditions of Corporate Governance as stipulated under LODR Regulations, 2015 is included as a part of this report.

#### **LISTING WITH STOCK EXCHANGES**

The Company confirms that it has paid the Annual Listing Fee for the year 2024-25 to NSE, BSE & CSE where the Company's Shares are listed. The company applied for delisting of its shares from CSE which is pending before them.

#### **DEMATERIALISATION OF SHARES**

98.43% of the company's paid-up Equity Share Capital is in dematerialized form as on 31 March, 2024 and balance 1.57% is in physical form. The Company's Registrars is M/s. C.B. Management Services Pvt. Ltd., having their registered office at P-22, Bondel Road, Kolkata - 700 019. The entire shareholding of the promoters' and promoters' group are in dematerialized form.

#### **NUMBER OF BOARD MEETINGS HELD**

The Board of Directors duly met eight times during the financial year from 01 April 2023 to 31 March 2024. The dates on which the meetings were held are as follows :

24 April 2023, 27 May 2023, 28 July 2023, 02 November 2023, 15 January 2024, 25 January 2024, 1 February 2024 and 30 March 2024.

#### **DIRECTORS AND KEY MANAGERIAL PERSONNEL (KMP)**

Mr. Bijon Bhushan Nag (DIN: 00756995), Founder and Chairman of the Company passed away on 28th January, 2024.

Mr. P. H. Narayanan (DIN: 10158148) was appointed as Managing Director - Engineering Division of the Company for a period of three years with effect from 23rd November, 2023 and the same was approved by the shareholders of the company through Postal Ballot.

Mr. Bikramjit Nag (DIN: 00827155), was redesignated and appointed as Chairman of the company with effect from 1st February, 2024 till 31st October, 2027 and the same was approved by the shareholders of the Company through Postal Ballot.

Mr. Prabir Chatterjee (DIN: 02662511), Director & CFO retired w.e.f. 1st April, 2024.

Mr. Harsh Sachdev (DIN: 06385288), had resigned as MD & CEO – Engineering Division with effect from 24th July, 2023.

Mr. Rajshankar Ray (DIN: 03498696) retires by rotation and being eligible offers himself for reappointment.

Mr. Sudip Banerjee (DIN: 05245757) retires by rotation and being eligible offers himself for reappointment.

Mr. Soumitra Goswami has been appointed as Interim CFO w.e.f 1st April 2024.

Mr. Ritesh Agarwal appointed as Company Secretary and Compliance Officer of the company w.e.f. 1st June 2023.

Brief particulars and expertise of the director seeking re-appointment together with their other Directorship and Committee membership have been given in the annexure to the notice of the Annual General Meeting.

Apart from the above, there is no other change in KMP of the Company.

#### **DIRECTORS RESPONSIBILITY STATEMENT**

Pursuant to Section 134(5) of the Companies Act, 2013, Directors of your Company hereby state and confirm that:

- a) in the preparation of the annual accounts for the year ended 31st March 2024, the applicable accounting standards have been followed along with proper explanation relating to material departures;
- b) they have selected such accounting policies and applied them consistently and made judgments and estimates that are reasonable and prudent so as to give a true and fair view of the state of affairs of the company at the end of the financial year and of the profit of the company for the same period;
- c) they have taken proper and sufficient care for the maintenance of adequate accounting records in accordance with the provisions of the Companies Act, 2013 for safeguarding the assets of the company and for preventing and detecting fraud and other irregularities;
- d) they have prepared the annual accounts on a going concern basis;
- e) they have laid down internal financial controls in the company that are adequate and were operating effectively.
- f) they have devised proper systems to ensure compliance with the provisions of all applicable laws and these are adequate and are operating effectively.

#### **DECLARATION BY INDEPENDENT DIRECTORS**

All the Independent Directors have submitted a declaration that each of them meets the criteria of independence as provided in Section 149(6) of the Companies Act, 2013 along with Rules framed thereunder and Regulation 16(1)(b) of the SEBI LODR Regulations. In the opinion of the Board there has been no change in the circumstances affecting their status as independent directors of the Company. The Independent Directors have also confirmed the compliance pertaining to their enrolment with the databank of the independent directors maintained by The Institute of Corporate Affairs in terms of Rule 6 of the Companies (Appointment and Qualification of Directors) Rules, 2014. The declaration was placed and noted by the Board in its meeting held on 28th May, 2024.

#### **REMUNERATION POLICY**

A Nomination and Remuneration Policy has been formulated pursuant to the provisions of Section 178 and other applicable provisions of the Companies Act, 2013 and rules there to and Regulation 19 of SEBI (LODR) Regulation 2015 stating therein the Company's policy on Directors/ Key Managerial Personnel/ other employees'

appointment and remuneration by the Nomination and Remuneration Committee and approved by the Board of Directors. The said policy may be referred to on company's website at [www.ifbindustries.com/Legal/Policies](http://www.ifbindustries.com/Legal/Policies). As part of the policy, the Company strives to ensure that the level and composition of remuneration is reasonable and sufficient to attract, retain and motivate Directors / KMPs of the quality required to run the company successfully; Relationship between remuneration and performance is clear and meets appropriate performance benchmarks.

#### **ANNUAL EVALUATION OF BOARD'S PERFORMANCE**

The Board of Directors has carried out an annual evaluation of its own performance, board committees, and individual directors pursuant to the provisions of the Act and SEBI LODR Regulations, 2015.

The performance of the board was evaluated by the Board after seeking inputs from all the directors on the basis of criteria such as the board composition and structure, effectiveness of board processes, information and functioning etc.

The performance of the committees was evaluated by the Board after seeking inputs from the committee members on the basis of criteria such as the composition of committees, effectiveness of committee meetings etc.

In a separate meeting of Independent Directors, performance of Non-Independent Directors, the Board as a whole and Chairman of the Company was evaluated, taking into account the views of executive directors and non-executive Directors.

Nomination and Remuneration Committee also in a separate meeting reviewed the performance of the individual Directors and the Board as a whole. In the Board meeting the performance of the Board, its committees, and individual Directors were also discussed.

#### **AUDIT COMMITTEE**

The Board has constituted an Audit Committee, the details pertaining to the composition of the audit committee are included in the report on Corporate Governance. There has been no instance during the year where recommendations of the Audit Committee were not accepted by the board.

#### **AUDITORS' REPORT**

The notes on Financial Statements referred to in the Auditor's Report are self-explanatory and do not call for any further explanation. During the year under review, the Auditors did not report any matter under Section 143(12) of the Act,

therefore no detail is required to be disclosed under Section 134(3)(ca) of the Act.

#### **STATUTORY AUDITORS**

At 43rd Annual General Meeting held on 26 July 2019 the shareholders of the company reappointed M/s. Deloitte Haskins & Sells (Firm Registration No.: 302009E), Chartered Accountants as the Auditors of the Company for the second term of five consecutive years from the conclusion of 43rd Annual General Meeting till the conclusion of 48th Annual General Meeting. As the 2nd term of appointment of M/s. Deloitte Haskins & Sells will be completed with the conclusion of 48th Annual General Meeting of the Company, it is proposed to appoint M/s. Price Waterhouse & Co Chartered Accountants LLP (Firm Registration No.: 304026E/E-300009) as Statutory Auditors of the company for a period of five years from the conclusion of 48th Annual General Meeting of the company till the conclusion of 53rd Annual General Meeting of the company. Accordingly, a resolution seeking approval of members for above appointment of Statutory Auditors is provided in the Notice to the ensuing Annual General Meeting.

#### **COST AUDITORS**

Your Board has appointed M/s. Shome & Banerjee, Cost Accountants as Cost Auditors of the Company for conducting cost audit for the financial year 2024-25. Accordingly, a resolution seeking approval of the members for ratifying the remuneration payable to the Cost Auditors for Financial Year 2024-25 is provided in the Notice to the ensuing Annual General Meeting.

#### **COST RECORDS**

The Cost accounts and records as required to be maintained under Section 148(1) of the Act are duly made and maintained by the Company.

#### **SECRETARIAL AUDIT**

The provision of Section 204 read with Section 134(3) of the Companies Act, 2013 mandates Secretarial Audit of the Company to be done from the financial year commencing on or after 1 April 2014 by a Company Secretary in Practice. The board in its meeting held on 30 March 2024 appointed Mr. Sankar Kumar Patnaik, Practising Company Secretary (Certificate of Practice no. 7177) as the Secretarial Auditor for the financial year ended 31 March 2024.

According to the provision of section 204 of the Companies Act, 2013 read with Rule 9 of the Companies (Appointment and Remuneration of Managerial Personnel) Rules, 2014, the

Secretarial Audit Report submitted by Company Secretary in Practice is appended as **Annexure-A**, which forms part of this report. The observations of the Secretarial Auditor are self-explanatory in nature and does not call for any further explanation.

#### **SECRETARIAL STANDARDS**

The Company has in place proper system to ensure compliance with the provisions of the applicable Secretarial Standards issued by The Institute of Company Secretaries of India and such systems are adequate and operating effectively.

#### **CONSERVATION OF ENERGY, TECHNOLOGY ABSORPTION, FOREIGN EXCHANGE EARNINGS AND OUTGO**

Information required under section 134(3)(m) of the Companies Act, 2013 read with Rule 8 of the Companies (Accounts) Rules, 2014, is appended as **Annexure-B**, which forms part of this report.

#### **CORPORATE SOCIAL RESPONSIBILITY (CSR)**

In terms of section 135 and Schedule VII of the Companies Act, 2013, the Board of Directors of your Company constituted a CSR Committee. The Committee comprises independent director, non-executive director and executive director. CSR Committee of the Board has developed a CSR Policy which has been uploaded on the website of the Company at [www.ifbindustries.com](http://www.ifbindustries.com). Your company has identified the activities covering mainly relating to (a) Promoting Education, (b) Promoting Health Care and (c) Skill Development Programme in line with the CSR policy of the Company. The company made an expenditure of Rs. 39.37 lacs against the budgeted amount of Rs. 27.64 lacs. The complete disclosure on CSR activities in terms of Rule 8 of the Companies (Corporate Social Responsibility Policy) Rules, 2014 is appended as **Annexure-C**, which forms part of this report.

#### **VIGIL MECHANISM**

In pursuant to the provisions of section 177(9) & (10) of the Companies Act, 2013, a Vigil Mechanism for directors and employees to report genuine concerns has been established. The Vigil Mechanism Policy has been uploaded on the website of the Company at [www.ifbindustries.com](http://www.ifbindustries.com).

#### **CONTRACTS AND ARRANGEMENTS WITH RELATED PARTIES**

All contracts/ arrangements/ transactions entered by the



company during the financial year with related parties were in ordinary course of business and on an arm's length basis. During the year, the company has not entered into any contract / arrangement / transaction with related parties which could be considered material in accordance with the policy of the company on materiality of related party transaction, which is required to be reported in Form No. AOC-2 in terms of Section 134(3)(h) read with Section 188 of the Act. The policy on materiality of related party transaction and on dealing with related party transaction as approved by the board may be accessed on company's website at [www.ifbindustries.com](http://www.ifbindustries.com). There were no material significant related party transactions which could have potential conflict with interest of the Company at large. Your directors draw attention of members to note 37 to the Financial Statements which set out related party disclosures. As required under the Companies Act, 2013, the prescribed Form AOC-2 is appended as **Annexure - D**, which forms part of this report.

#### **ANNUAL RETURN**

In compliance with Section 92(3) and Section 134(3)(a) of the Act read with Companies (Management and Administration) Amendment Rules, 2020, the Annual Return for FY 2023-24 in the prescribed format has been placed at the Company's website at [www.ifbindustries.com](http://www.ifbindustries.com).

#### **PARTICULARS OF LOANS, GUARANTEES OR INVESTMENTS**

The particulars of Loans, Guarantees or Investments covered under the provisions of Section 186 of the Companies Act, 2013 are given in the notes to the Financial Statements of the Company.

#### **REMUNERATION RATIO OF THE DIRECTORS / KEY MANAGERIAL PERSONNEL (KMP) / EMPLOYEES**

The information required pursuant to Section 197 of the Companies Act, 2013 read with Rule 5 of The Companies (Appointment and Remuneration of Managerial Personnel) Rules, 2014 is appended as **Annexure-E**, which forms part of this report.

The number of permanent employees on the role of the Company as on 31 March 2024 is 2435.

The statement showing the name of top ten employees in terms of remuneration drawn and other particulars of employees employed throughout the year and in receipt of remuneration of Rs. 1.02 crore or more per annum and employees employed for part of the year and in receipt of

remuneration of Rs. 8.5 lacs or more per month, as required under Section 197(12) of the Companies Act, 2013, read with Rule 5 of the Companies (Appointment and Remuneration of Managerial Personnel) Rules, 2014, forming part of this report and is available on the website of the Company, at [www.ifbindustries.com](http://www.ifbindustries.com).

In terms of Section 136 of the Act, the said annexure is open for inspection and any member interested in obtaining a copy of the same may write to the Company to email id: [investors@ifbglobal.com](mailto:investors@ifbglobal.com).

#### **BUSINESS RESPONSIBILITY AND SUSTAINABILITY REPORT**

In conformance to the requirements of the clause (f) of sub-regulation (2) of regulation 34 of Securities and Exchange Board of India (SEBI) Listing Regulations, the Business Responsibility and Sustainability Report for financial year 2023-2024 is appended as **Annexure-F**, which forms part of this report.

#### **DIVIDEND DISTRIBUTION POLICY**

The Board of Directors of IFB Industries Limited at its meeting held on May 29, 2018 has adopted this Dividend Distribution Policy (the "Policy") as required by Regulation 43A of the SEBI (Listing Obligations and Disclosure Requirements) Regulations, 2015 is available at your Company website at [www.ifbindustries.com](http://www.ifbindustries.com).

#### **DEPOSITS**

During the year under review, your company has not accepted any deposits from the public/members u/s 73 of the Companies Act, 2013 read with the Companies (Acceptance of Deposits) Rules during the year. There is no deposit outstanding as on date.

#### **SHARE CAPITAL**

During the year under review, no new shares were issued by the Company, therefore there was no change in the Issued and Paid-up Share Capital of the Company.

#### **SIGNIFICANT AND MATERIAL ORDERS PASSED BY THE REGULATORS OR COURTS**

There has been no significant and material orders passed by the Regulators/ Courts/ Tribunals which would impact the going concerns status of the Company and its future operations.

#### **MATERIAL CHANGES AND COMMITMENTS, IF ANY, AFFECTING THE FINANCIAL POSITION OF THE COMPANY WHICH HAVE OCCURRED BETWEEN THE**

**END OF THE FINANCIAL YEAR OF THE COMPANY TO WHICH THE FINANCIAL STATEMENTS RELATE AND THE DATE OF THE REPORT**

There has been no material changes and commitments have occurred after the closure of the year till the date of this Report, which affect the financial position of the Company.

However, on 14th May 24, CRISIL rating has reaffirmed the “CRISIL AA - / Stable” (pronounced as CRISIL double A minus rating) for long term debts & **revised the outlook from “Negative” to “Stable”**.

**DISCLOSURE UNDER SEXUAL HARASSMENT OF WOMEN AT WORKPLACE (PREVENTION, PROHIBITION & REDRESSAL) ACT, 2013**

As per the requirement of Sexual Harassment of Women at workplace (Prevention, Prohibition & Redressal) Act, 2013, your Company has in place a Policy for Prevention of Sexual Harassment of Women at Work Place and constituted Internal Complaints Committees. No complaint has been raised during the year ended 31 March, 2024.

**DEVELOPMENT AND IMPLEMENTATION OF A RISK MANAGEMENT POLICY**

The Board of Directors of the Company already formed a Risk Management Committee to frame, implement and monitor the risk management plan for the Company. The Committee is monitoring and reviewing the risk management plan and ensuring its effectiveness.

Risk management is the process of minimizing or mitigating the risk. It starts with the identification and evaluation of risk followed by optimal use of resources to monitor and minimize the same. The company is exposed to several risks. They can be categorized as operational risk and strategic risk. The company has taken several mitigating actions, applied many strategies and introduced control and reporting systems to reduce and mitigate those risks.

Appropriate structures are in place to proactively monitor and manage the inherent risks in businesses with unique/relatively high-risk profiles.

An independent Internal Audit function carries out risk focused audits across all business, enabling identification of areas where risk management processes may need to be strengthened. The Audit committee of the board reviews internal audit findings on risk and provides strategic guidance on internal controls.

**FAMILIARISATION PROGRAMME FOR INDEPENDENT DIRECTORS**

To familiarize the Independent Directors with the strategy, operations and functions of your company, the executive directors/ senior managerial employees make presentation to the Independent Directors about the company's strategy, operations, product and service offerings, markets, finance, quality etc. Independent Directors are also visiting factories and branch offices to familiarise themselves with the operations of the company and to offer their specialized knowledge for improvement of the performance of the Company.

Further, at the time of appointment of an independent director, the company issues a formal letter of appointment outlining his/ her role, function, duties and responsibilities as a director. The format of the letter of appointment is available at the Company website at [www.ifbindustries.com](http://www.ifbindustries.com).

**INSOLVENCY AND BANKRUPTCY CODE**

No application has been made under the Insolvency and Bankruptcy Code; hence the requirement to disclose the details of application made or any proceeding pending under the Insolvency and Bankruptcy Code, 2016 during the year along with their status as at the end of the financial year is not applicable.

**GENERAL**

Your Directors state that no disclosure or reporting is required in respect of the following matters as there were no transactions on these matters during the year under review :

- Neither the Managing Director nor the Whole-time Directors of the Company receive any remuneration or commission from any of its subsidiaries.
- There was no instance of any settlement with any Bank or Financial Institution.
- No significant or material orders were passed by the Regulators or Courts or Tribunals which impact the going concern status and Company's operations in future.

**SUBSIDIARY / ASSOCIATE COMPANIES**

IFB Industries Limited, has one wholly owned subsidiary company Global Automotive & Appliances Pte Ltd. (GAAL), one step down subsidiary Thai Automotive and Appliances Ltd. ( TAAL) and one Associate company IFB Refrigeration Limited.

**Wholly Owned Subsidiary Global Automotive & Appliances Pte Ltd. (GAAL) and step-down subsidiary Thai Automotive and Appliances Ltd. (TAAL)**

IFB Industries Ltd. acquired 100% equity shares of GAAL during July 2017. GAAL holds 100% equity holding in TAAL. GAAL acts as a special purpose vehicle for further investment in TAAL. GAAL is also engaged in trading of Electronics Parts and semiconductors and other commodities. TAAL is engaged in the business of Fine Blanking and Conventional Blanking and its acquisition helps IFB to consolidate its position in similar type of business in Thailand.

**GAAL**

During the year under review, GAAL has achieved a revenue of US\$ 7.91. million which is a 46% growth as compared to 5.41 million US \$ achieved during 2022-23. During the year the company made a PBT of US\$ 0.82 million which is 10.23% of revenue as compared to US\$ 0.11 million which is 1.98% of revenue, achieved during 2022-23.

**TAAL**

During the year under review, TAAL has achieved turnover of 268.65 million THB, which is a 26% growth as compared to 213.13 million THB achieved during 2022-23. During the year the company registered a profit of 2.66 million THB at PBT level as compared to a loss of 2.19 million made during 2022-23.

**IFB Refrigeration Limited**

During FY 2022-23, your Company invested an amount of INR 97 crores (Rupees Ninety-Seven Crores Only) in Equity shares of IFB Refrigeration Limited. Your Company's

shareholding in IFB Refrigeration Limited as on 31st March, 2024 comes to 41.40%.

Consolidated financial statements of the company and its subsidiaries and Associate have been prepared in accordance with Section 129(3) of the Companies Act, 2013. Further, the report on the performance and financial position of the subsidiary companies in the prescribed form AOC-1 is appended as **Annexure-G**, which forms part of this report.

In accordance with Section 136 of the Companies Act, 2013, the audited financial statements, including the Consolidated financial statements and related information of the company and financial statement of the subsidiary companies will be available on our website [www.ifbindustries.com](http://www.ifbindustries.com). These documents will also be available for inspection during business hours at the corporate office of company.

**ACKNOWLEDGEMENT:**

Directors take this opportunity to express their thanks to various departments of the Central and State Government, Bankers, Customers and Shareholders for their continued support.

The Directors wish to place on record their appreciation for the dedicated efforts put in by the Employees of the Company at all level.

For and on behalf of the Board of Directors

**Bikramjit Nag**

(DIN: 00827155)

*Chairman*

Place : Kolkata

Date : 28th May 2024

## MANAGEMENT DISCUSSIONS AND ANALYSIS REPORT

### a) **Structure and Developments, Opportunities and Threats, Performance, outlook, Risks and Concerns:**

A Review report released by the Ministry of Finance, takes stock of the Indian economy and a variety of sectors including agriculture, trade, digital public infrastructure and climate. India's economy is projected to grow over 7% in the coming years and become the third largest economy in just three years. Indian exports are in a strong upswing, with its merchandise exports reaching the highest ever at over USD 450 billion in FY 23.

India met its targets of building non-fossil fuel - installed electric capacity. The Public sector capital investment has surged in the last 10 years. Further raising investments, particularly in the private sector, has been key focus area for Government. India continues to remain a preferred destination among foreign investors, owing to its young workforce and large middle-class population. In this regard, the Government has taken several measures such as opening FDI for almost all sectors, promoting policies such as production linked incentive (PLI) scheme and incentivizing long-term investments under the Make in India program. India's exports have been showing significant upswing. Over the past decade (FY 13 to FY 23 ), merchandise exports have increased by 50 % and service exports by 120 %. The highest-ever merchandise export increased by USD 451.1 billion which was achieved in FY 23. Investment incentives and initiatives taken to ease business compliances and remove policy uncertainties have created an ecosystem for start-ups to nurture. India became the world's fourth largest stock market in terms of market capitalization by overtaking Hong Kong. Priority areas for future reform include skilling learning outcomes, health, energy security, reduction in compliance burden for MSMEs and gender balancing in labour force.

The adoption of GST has brought in unification of the domestic markets and allowed expansion of the tax base. The reform will further strengthen finances and enable growth-enhancing public expenditures. The role of Artificial Intelligence (AI) may pose a key challenge to the Government in terms of employment in the service sector.

India's auto component industry is an important sector driving macro-economic growth and employment. The industry comprises players of all sizes, from large corporations to micro entities, spread across clusters

throughout the country. The auto components industry accounted for 2.3% of India's GDP and provided direct employment to 1.5 million people. By 2026, the automobile component sector will contribute 5-7% of India's GDP. India's auto component industry's market share has significantly expanded, led by increasing demand for automobiles by the growing middle class and exports globally. Due to the remarkable growth in demand for Indian auto components, several Indian and International players have entered the industry. India's auto component industry is broadly classified into organized and unorganized sectors. While the unorganized sector consists of low-valued items and mostly serves the aftermarket category, the organized sector serves OEMs and includes high-value precision instruments. Investing in India's ACM sector offers several advantages like Skilled workforce, robust supply chain, rising demand, strategic location, government support, improved connectivity, reduced transportation costs, increased market access and opportunities, competition, etc.

As of 2024, the Indian auto component industry is valued at approximately USD 57 billion and is expected to reach USD 85 billion by 2026.

Some prominent Indian Auto Component Manufacturing (ACM) companies include Bharat Forge, Mother Son Sumi Systems and Sundaram-Clayton. Additionally, the Indian ACM sector has attracted major foreign players, such as Bosch, Continental AG, and Magna International who have invested significantly in India to leverage the country's manufacturing capabilities and market potential. India's Automotive plan 2026 focuses on making the country a global manufacturing hub for vehicles and Auto Components. Under this plan, the government has allocated USD 10 billion for various initiatives including infrastructure development, skill enhancement and research works. Looking ahead, the prospects for India's ACM market are promising. The industry is poised to capitalize on emerging opportunities, including the shift towards EVs and the increasing demand for sustainable mobility solutions. India aims to achieve a 30 percent penetration of EVs in its automotive market by 2030, creating substantial growth potential for ACM manufacturers.

### **Engineering Division**

Business environment in FY 2023-24 improved due to decrease in commodity prices, availability of semiconductors

etc. The domestic automotive industry is expected to grow at 4-6% level in 2024-25. The demand for P.V segment is expected to grow by 5-6 per cent, two-wheelers likely to grow by 10-12 percent and tractors by 2-3 per cent while C.V to remain flat in FY 2024.

The domestic automotive industry has seen a healthy revival in FY 2024, aided by a recovery in economic activities and increased mobility. The demand sentiments for a majority of the automotive segments remained healthy aiding in improved offtake for the industry participants.

As far as 4W demand is concerned, all OEMs have gone for higher numbers. The 4W demand is expected to continue at the same scale in the current year also due to high waiting period. As far as 2W demand is concerned, the rural demand has picked up after the implementation of OBD1 and OBD2 requirements. Vehicle scrapping policy will lead to an increase in demand for 4W. The demand for EV vehicles is seen mainly in the two-wheeler segment. We will focus on this segment as more localization will take place. However, Global indications are not favourable - the western world is undergoing a recession.

The Engineering business had put in place a strategy to deal with the changing demands of the domestic market and ensured that it developed business from new segments viz. Railways, E.V etc. Products were also targeted for the emerging Electrical vehicle space. The plants adopted TPM to ensure that the journey of operational excellence was taken forward. The stamping business was well integrated into the existing business with a lot of common customers with the fine blanking business and would grow further. Marketing needs to do much more to ensure that the capacity is utilized for Stamping and Fine Blanking.

In FY 2023-24, based on enhanced marketing efforts and improvements in the general business environment, the Division has improved its revenue and margin. The Engineering business grew by 10% over the previous year and the PBDIT grew by 35% over the previous year.

The focus is on increasing plant capacity utilization was sharpened and plant utilization increased in all engineering plants. Business targeted improvement in operations through cost reduction and efficiency improvement measures which led to an EBITDA growth of 35% over last year.

A strategy of pursuing non-auto business was continued and the company booked order of Rs 13.87 Crore of business in non-auto segment. The company increased its focus on the EV and EV neutral segments and booked business worth

Rs. 23.13 Cr in these segments.

An ongoing initiative of increasing efficiency of capital employed in the Engineering business also yielded results with the ROCE consistently increasing. The company is actively seeking M&A opportunities for the Engineering Division's quantum growth, with a focus on finding a suitable target for takeover.

The issues that Engineering Division is successfully addressing include:

1. Strong pricing pressure from customers & competitors.
2. Consistent increase in power cost.
3. Rapid increase in minimum wages.
4. High cost for new machinery & technology.
5. Timely raw material availability and pricing.
6. Fluctuations in demand forecasting by the automobile sector have created pressure in meeting inventory, debtors.
7. Occasional Supply chain disruptions.
8. Regulatory Risk.
9. Attrition of employees.

#### **CONSUMER DURABLE INDUSTRY**

The increasing demand for premium appliances is one of the primary factors that will fuel the growth of the home appliances market in India during the next few years. This is in addition to the low penetration of appliances in general in Indian household, compared to global indices. The growing importance of home appliances is encouraging the demand for unique and premium consumer electronics. With the increasing household incomes, the demand for home appliances is growing in the developing geographies and fuelling overall market growth. To provide increased convenience, manufacturers are integrating smart and premium features that will influence the consumers to take buying decisions. These smart products are being integrated with IoT technology that integrates digital and wireless technology and will enable consumers to connect their household appliances with their smartphones and conveniently operate and/or monitor them from any location. The compliance costs are an area of challenge for home appliances products. The home appliances market has been witnessing an increase in cost due to evolving nature of compliances prescribed by the Government in recent years.

According to a CRISIL report, the consumer durables sector in India is expected to witness a revenue growth of 8-10 percent this fiscal, supported by steady growth in urban demand. Operating profitability will also improve this fiscal due to softening of raw material prices, reversing two years of contraction; growing demand for premium appliances with smart technologies will see revenue growth. Demand will be driven by both urban and rural segments.

The under-penetrated air conditioners (AC) segment will be one of the key growth drivers for the industry. Demand for ACs and refrigerators is being driven by changing weather patterns. Consumers are opting for higher-capacity refrigerators and energy - efficient ACs are being preferred.

India's liberal and investor-friendly Foreign Direct Investment (FDI) policy is a significant driver of the growth of the consumer durable goods market. In today's new normal age, this industry is expected to grow due to increase digital influence, leading to improved product awareness and a rise in demand from the tier-II and tier-III cities.

The announced Production Linked Incentive (PLI) scheme for white goods, with an investment indication of Rs 4,614 crore, has been an excellent opportunity for manufacturers to ramp up their production, reduce import dependency and make products more affordable.

The Appliance Division has ended the year with a growth of 4% in revenue terms and PBDIT margins enhanced by 36% as compared to 2022-23. However, the margin is not comparable with the Budget as we have lost margins on account of missing the targeted number in volume sales, especially in AC sales. Supply chain pressure on commodity pricing for a part of the year was a contributor to the lower margin structure. During the year, the Indian rupee remained under pressure. The company had initiated actions to reduce material cost and control fixed overhead by reduction of avoidable man power, automation etc. Cost reduction on indirect cost heads is a key agenda for the company in the new fiscal year.

Our focus for last couple of years remains on the key agenda of localization for many of the high-cost imports. This is a key de-risking mechanism against future currency depreciation impacts on our business. The expected customer demand, combined with the launch of new models and plans to reduce material costs, provide a moderate outlook for the division.

The Appliance Division delivers a well differentiated range of products in both the domestic and industrial categories.

The products include domestic washing machines, industrial washing systems (including dry cleaning and other finishing equipment like ironers etc), microwave ovens, domestic and industrial dishwashers, clothes dryers, modular kitchens, kitchen appliances (hobs, chimneys and built-in ovens), air conditioners and also a range of service products. In the Washer category, the Company has a complete product pipeline with market leading features in the Front and Top Load models across the entire product line-up. The Front Loads models with Steam features across the entire range and the Top Load models with in-built heaters and steam function have good positions in the market. With the introduction of the new range in the 11 kg commercial segment, from the industrial laundry division, the Division now offers a complete commercial laundry solution range.

We are aware that revenue and margins have not been good over the last two fiscal years. This is mainly on account of our not extracting revenues in line with our network and product basket. We have restructured sales geographies and sales manning to deliver the results needed. Our task is to significantly grow FL, TL and AC sales specifically. And also, to continue to grow in products like MWOs, DWs and CDs. In Kitchen Appliances, our target is to have substantial growth in sales per month and we are driving placements in the distribution network. We have also started selling Refrigerators manufactured by IFB Refrigeration Ltd.

#### **Government Incentives**

The production linked incentive scheme (PLI) scheme for white goods is outlined to build an end-to-end component ecosystem for ACs in order to make India a hub of the global supply chain. The scheme will extend benefits of 4-6 % on incremental sales for five years subsequent to base year. According to market experts, providing incentives for the manufacturing of components is the right move by government given the positive response from Indian firms to manufacture three main air-conditioning components-compressors, copper-tubing and aluminium fins. At present, India has a market of roughly 7.5 million AC units, of which 6 million are assembled with domestic value addition making up for just one-fourth of the units. The PLI scheme has the potential of not only boosting domestic production but also lowering the dependence of imports. The AC units of Home Appliance Division initiated the process to avail incentive under PLI scheme. The company has submitted the claim for disbursement of incentive to the PMA on 14th January 2024. On 27th March 2024, the company has received

the 1st claim sanction letter vide ref no. IFCI/CASD/PLIWG/24-240328039 for White Goods under the production linked Incentive (PLI) Scheme for the Fiscal Year 2022-23.

Accordingly, an amount of Rs. 3 Cr. has been recognised under other operating income in the Statement of Profit and Loss for the financial year 2023-24. Subsequently, the company has received the incentive amount of Rs. 3 Cr. on 2nd April 2024 in its designated Bank account.

#### **Modified Special Incentive Package Scheme (MSIPS)**

The Government has approved a special incentive package to promote large-scale manufacturing in the Electronic system Design and Manufacturing (ESDM) sector. The scheme is called the Modified Special Incentive Package Scheme (MSIPS). Under M-SIPS, the Government will provide subsidy of 20 % on capital investments in special economic zone (SEZs) and 25% on capital investments in non-SEZs for individual companies. It also provides for reimbursement of CVD/ excise for capital equipment for the non-SEZ units. The incentives are available for investments made in projects within a period of 10 years from the date of approval. The company is availing incentive under MSIPS for its washer plant in Goa and has received Rs. 23.33 crores up to 2022-23. We have not received any M-SIPS incentive during the financial year 2023-24.

The updates on the products and the relative market position of our future plans are as given.

#### **Washing Category**

##### ***Front Load Washing Machines***

This Division has a complete range of products which addresses a variety of customer needs and is well differentiated in the market based on features, aesthetics and performance. The sales trend of higher capacity product continues and the increased awareness about features like steam in washers and the introduction of the Washer Dryer Refreshers has helped to improve demand in the market. The Company has taken following steps to enhance market share:

In the product front the new steam enabled range has been incorporated. In addition, a new range of washers with inverter motor technology / WiFi / AI under the theme of 'IFB Deep Clean' in the 1st quarter FY 23-24 and the market has accepted these models and the said trend continues. The focus will be on increasing market share, through increased placements and also introducing colour options.

The two key initiatives in the new fiscal year:

A new range of Washers with inverter Technology/WiFi is under development and the launch is planned in phases from Q2 FY '25. This will be a platform for growth in FY 2024-25.

Focus to increase the market share is a key sales agenda. This relates to product availability and placements which are being driven through channel expansion, adequate manning and a drive on extraction from the distribution network. We have introduced Front Load Washing Machines in the 9 and 10 Kg segments. This range is at an overall volume of -120 K nos. p.a. across India at present. We aim to take rightful share and will increase placements of the models in this segment in the market. Our focus is specifically on more extraction from existing counters. Also, an increase in revenues from stores which form a part of the Large Key Accounts.

##### ***Washer Dryer Refreshers***

This product is a unique global platform and India's first 3-in-1 product offering which has washing, drying and refreshing, all in one. It has the capacity to wash 8.5 Kg, dry 6.5 Kg and refresh 2.5 Kg of laundry. The product has been placed in 2000 counters and is selling an average of 1000 units per month. The placement will be increased to 2,500 counters. Our target is to take this to 3000 units per month. Our plant is to introduce ranges with larger capacity, enhanced aesthetics and improved performance. We expect to roll out the new range by Q3 FY '25.

##### ***Top Load Washing Machines***

Our models with built-in heaters and steam enabled washing programs continue to do well in the market. There is an increasing demand for models of higher capacities, which has been a consistent trend in the last two years. We have also upgraded and introduced IoT feature on all models in this range from Q2 of FY 2023-24 in a phased manner. In addition, a new range of washers with Inverter technology/ Wi-Fi development is in progress and will be introduced in phased manner starting from Q2 of FY '25.

##### ***Clothes Dryers***

We have customized this category by introducing colour themes in Red, Yellow and Mocha in addition to regular colours, white and silver. These models rolled out in the Q2 of FY 2023-24. We have planned to upgrade this category with Heat Pump technology by the end of 2024-25 which will be ready for market introduction by the early part of the subsequent fiscal.

### ***Industrial Segments- Laundry and Dishwashing Equipment***

Our customers are from verticals like hotels, educational institutions, medical institutions, Defence, pharmaceuticals, railways etc. The IFB equipment / range serves them with better reliability and durability and also addresses all their needs starting from washing to finishing, with the help of equipment like Washer Extractors, Tumble Driers, Flat Work Ironers, Folders, Body Presses, Dry cleaning Machine other accessories etc.

We have worked on a three year 'Vision-26' plan '3x3' with the objective of reaching a 3x Revenue growth in three years. A detailed Product Road Map has been worked out considering both Industrial Laundry as well as Industrial Dishwashing equipment's.

We have identified new markets like UAE, Africa, Russia, etc. to improve our export foot print and to focus on nurturing local partners for greater reach. We are also exploring dealer/ distributor / agents in Sri Lanka, Maldives, CIS, etc. to improve Export business.

In the domestic market we continue to participate in major events/ exhibitions.

In product Road Map (PRM), we have started new projects such as a platform of washer Extractors in 30 kg variant. Later, this would be scaled up to other variants as well as Tumble Dryers and Flat work ironers as horizontal deployment.

### ***Microwave Ovens***

IFB maintained its position as one of the top three players of this category and holding on to the second position in the Indian market. We have bridged the required model gaps in the Solo category at the right time, which grew in FY '24 and contribute to almost 40% of the total market share. The introduction of the 24 Litre Solo model, variants for Offline and Online, which were exclusive in this capacity platform – enabled the increase in volumes and market share. IFB excels in the high-end microwave oven market which contribute to 60% of the total market shares.

The main strategy is to enable the right model placement in key channels, like e-commerce and LFR stores, which contribute to almost 50 % of the total business. Work has been initiated for ongoing upgradation in design, aesthetics and capacity requirements as seen in market trends globally.

### ***Built-in Ovens, Built-in Dishwashers, Built-in Microwaves, Chimneys and Hobs***

The kitchen appliances built-in segment has recorded a growth of 10% plus in last fiscal year. In order to plan for the

desired sale of Rs 5 Crore per month, the focus continues to be on placement of these products - with a proper display unit in counters. We have launched new models in the Cooker Hood category, a fast-growing category segment, with BLDC technology, filter-less, gesture sensor motions controls and heat auto clean functions, etc. Based on the recent market trends, we have benchmarked and mapped the optimal price bracket models.

### ***Dishwashers***

The domestic dishwasher segment has experienced a decrease in demand from the previous year. In fact during FY 24, the market has stabilized to a level of 7K numbers per month, for all brands together. 80% of the market is dominated by three brands which includes IFB.

In terms of placement, we are now placed in ~3000 plus counters but our target is to reach ~4000 plus counters by end of Q-2 in FY 25. There has been a rise in demand for the new 16 place setting capacity models, with our Neptune VX2 Plus model becoming one of the highest selling SKUs in the market.

Given the changing market trends and consumer preferences for higher capacities and advanced technology features, we are developing premium end models with BLDC technology, AI featured, triple wash mechanisms, exclusive ioniser feature for removal of bad odours, etc.

### ***Cooling category***

#### ***Air conditioner***

Our range for this season has been rolled out and the range will differentiate and position the volume for the season ahead. Our line up covers both Cold and Hot and Cold models. Our present energy norms are valid upto 31st December 2025. With effect from 1st Jan 2026 the energy levels will be upgraded by upto 13% which means the Air conditioners will be more efficient to consumers.

Our present Line up ranges from 3 to 5-star models of which we have 3 models in 5-star category, and we are in the process of developing 2T 5-star model which will be ready for launching by Nov'24. All our models are developed to cool even at 58°C temperature and refrigerants used are Eco friendly. Our full range is Smart ready and these ACs are well accepted in Market. These can be controlled and monitored from remote areas using Geo sensing Technology.

The quality and performance levels of the product range have been acknowledged to be among the best-in-class. The new line up has given options for differentiated placements in the channels such as distribution, key accounts and



also smaller multi-brand/ SSD channels. SSD Channel is gradually gaining traction.

The losses in this segment have been significant in FY 2021-22, FY 2022-23 and FY 2023-24. We will deliver the material cost reduction through the work being done on areas like PCB's, Compressor selection etc. A specific geography by geography, dealer by dealer plan, including key accounts where ACs were absent earlier, has been put in place for marketing and positioning our ACs in this key channel segment. The aim is to grow our brand sales to a target level of 400K in FY 2024-25. OEM sales will be over and above this. The Company aims to increase numeric reach and display of ACs for better visibility at counters. One of the key focus areas for the AC segment is to grow the sales in the institutional / SSD verticals and we are putting a focused effort in building the team.

One of the key strengths for the Appliances Division is the service function and its reach to the customers. We have a total of 1200 service franchisees across India. Currently, we have 29 service training centres, which are fully equipped to impart training on all aspects of assembly, dismantling, installation and trouble-shooting of our products.

Sales of additives and accessories continue to be a key focus area and are expected to contribute significantly, both to the topline and bottom line in the current year. IFB's 7 million plus customer base has a high potential for the company to generate revenues through the sale of additives and accessories. The company's own call centre in Goa, Delhi and Bangalore which we call "service centre" continues to be effective in issue resolution and customer feed-back / cross selling initiatives with a total manning of 250 people as on date. The service centre at Goa and Delhi focus on out-bound calls to track and improve customer satisfaction and drive reduction in the number of pending customer issues through focused data tracking. In the Company's customer contact program, we continue to contact customers directly and then visit them. This is increasing customer satisfaction and is also enabling higher revenues from the customer visits.

**Amongst the major issues, Appliance Division is addressing are :**

1. Competition is increasing. Continued attempts to "buy" market share by under-cutting and offering large margins to the channel. This is increasing competitive intensity and requires the company to carefully position its products and manage multiple channels effectively.
2. The impact of increased duties.

The company continues, in answer to the above challenges, to be focused on differentiating itself through a value led product range planning. Local challenges are addressed as applicable and needed. Your company is confident of its ability to remain a dominant market share player across the categories it is present in and will keep investing in building market networks and product development capability.

### **Motor Division**

The Motor Division acquired Automotive Motor Division from IFB Automotive Pvt. Ltd and merged it with existing business, keeping in mind the operational synergy between the two divisions. However, the division's revenue did not grow as anticipated due to delays in implementation of new project and depressed market conditions badly impacting profitability as well.

Motor division is under discussion with various companies for supply of AC motors and also with some customers for supply of universal motors. Similarly, division is also working on some development activities for RFQs received for automotive motor business from many companies.

The division had devised a strategy to work towards achieving energy conservation in the near future. In order to achieve this goal, all the appliance motors will be replaced by energy efficient BLDC motors, which will save energy and have relatively lower noise, higher reliability etc. The Appliance Motor Division has already invested some amount of capital expenditures and imported machineries for manufacture of BLDC washing machine and AC motors. Full capacity will be one million motors each for Washing Machines as well as Air-conditioners.

Commercial production is expected to start from Sep -Oct for washing machine motors and from Nov-Dec for AC motors. This delay is on account of multiple testing's required for appliance business by HAD Goa.

Revenue from operation has de-grown substantially by 20% in FY 23-24 mainly due to loss of business share for the supply of existing universal motors to Goa and delayed implementation of BLDC project. Profitability of the division has been a key concern area and has been greatly affected due to non-achievement of the budgeted sales and targeted material cost reductions.

Overall revenue achieved is Rs 124 crores and the division has also incurred losses of Rs 61 lacs in terms of EBITDA level for FY 2023-24. This is against Rs 6 crores profit earned in the last year.

This current financial year 2024-25 will be important for us and we expect to reach just the break-even PBDIT level.

However, this is expected to improve in the ensuing year FY 25- 26 wherein we expect to reach PBDIT level of 14% (at full capacity utilization of AC motors and at 50% for WM). Detailed workings on the financial projections have been done with a clear vision. This can be made possible through three important factors:

1. New business opportunities from outside customers (mainly focussing on AC motors)
2. Focussing on existing business with HAD Goa and meeting all implementation timelines and increasing SOB share.
3. Real focus on material cost reduction by atleast 8%. (this percentage calculation is w.r.t. revenue).

### Steel Division

NCLT, Kolkata Bench vide its order dated January 27, 2022 has approved the Scheme of Amalgamation of Trishan Metals Pvt. Ltd, erstwhile wholly owned subsidiary with IFB Industries Ltd with an appointed date of April 1, 2021. This division supplies materials mainly to the Fine Blanking division and has been very helpful in terms of getting steel at the right quality, price and at the right time. It is a strategic division for us. The implemented turnaround strategies were adopted through the following steps:

- a. through improvement in value addition by better product mix,
- b. an aggressive marketing strategy to acquire new customers and provide orders for >90% mill capacity utilization.
- c. close monitoring of cost and reducing scrap generation in the mill.
- d. capex was undertaken to increase volume and upgradation was planned to enhance mill capacity and improve quality.

Steel Division achieved a revenue of Rs. 148.34 Crs. and earned a profit of Rs.1.41 Crs. at PBDIT level. Most of the modernization work which involves capacity expansion and upgradation of several mechanical/electrical parts has been completed. The Division suffered largely due to revenue shortfall as compared to budget.

### b) Internal Control Systems and their Adequacy :

Your Management has put in place effective Internal Control Systems to provide reasonable assurance for:

- a. Safeguarding Assets and their usage.
- b. Maintenance of Proper Accounting Records and
- c. Adequacy and Reliability of the information used for carrying on Business Operations.

**Key elements of the Internal Control Systems are as follows :**

- (i) Corporate policies for Financial Reporting and Accounting.
- (ii) A Management information system updated from time to time as may be required.
- (iii) Annual Budgets and Long-Term Business Plans.
- (iv) Internal Audit System.
- (v) Periodical review of opportunities and risk factors depending on the Global/Domestic Scenario and to undertake measures as may be necessary.
- (vi) Application of Internal Financial Control - Your company has in place adequate internal financial controls with reference to the Financial Statements. Such controls have been tested during the year and no reportable material weakness in the design or operations was observed. Moreover regular review of the processes ensure that such systems are reinforced on an ongoing basis.

Over and above Company's in house Internal Audit team, the Company has appointed E&Y and Maheswari Associates, Chartered Accountants to ensure compliance and effectiveness of the Internal Control Systems.

The Audit Committee regularly reviews the Internal Audit Reports for the auditing carried out in all the key areas of the operations. Additionally, the Audit Committee approves all the audit plans and reports for significant issues raised by the Internal and External Auditors. Regular reports on the business development, future plans and projections are given to the Board of Directors. Internal Audit Reports are regularly circulated for perusal of Senior Management for appropriate action as required.

Normal foreseeable risks of the Company's assets are adequately covered by comprehensive insurance.

### c) Financial and Operational Performance :

The Highlights of Financial Operational Performance are given below :

(Rs. In Crores)

Sl. No.	Particulars	Standalone		Consolidated	
		2023-24	2022-23	2023-24	2022-23
1	Revenue from operations	4311.68	4104.05	4437.84	4194.99
2	other income	32.31	22.20	32.37	22.75
3	Sub-total	4343.99	4126.25	4470.21	4217.74

4	Total Expenditure (Before interest and depreciation)	4103.77	3943.26	4220.77	4032.15
5	PBDIT	240.22	182.99	225.28	183.12
6	PBDIT%	5.53%	4.43%	5.04%	4.34%
7	Profit After Tax	68.88	17.24	50.36	14.94

**d) Human Resources Development and Industrial Relations:**

IFB is a knowledge-driven organization and its greatest asset is the experience and skill of its employees. Recognizing that the workforce will provide critical competitive edge in its growth endeavour, IFB has laid major emphasis on recruiting, maintaining and developing its human asset base. It offers a wide range of career development programmes including on the job training and job rotation amongst others. A highly evolved Human Resource Policy has ensured a minimal rate of attrition amongst executives. IFB's welfare activities for employees include Medical Care, Group Insurance, NPS etc.

**e) Key Financial Ratios:**

Key Financial Ratios for the financial year ended 31 March 2024 is appended as **Annexure-H**, which forms part of this report.

**f) Cautionary Statement:**

Statements in the Management Discussion and Analysis and Directors Report describing the Company's strengths, strategies, projections and estimates, are forward-looking statements and progressive within the meaning of applicable laws and regulations. The Actual results may vary from those expressed or implied, depending upon economic conditions, Government Policies and other incidental factors. Readers are cautioned not to place undue reliance on the forward looking statements.

For and on behalf of the Board of Directors

**Bikramjit Nag**

Place : Kolkata

(DIN: 00827155)

Date : 28th May 2024

*Chairman*

**Form No. MR-3**

**SECRETARIAL AUDIT REPORT  
FOR THE FINANCIAL YEAR ENDED 31ST MARCH, 2024**

*[Pursuant to Section 204(1) of the Companies Act, 2013 and Rule No.9 of the Companies  
(Appointment and Remuneration of Managerial Personnel) Rules, 2014]*

To  
The Members  
**IFB Industries Ltd.**  
14 Taratolla Road  
Kolkata – 700 088

We have conducted the secretarial audit of the compliance of applicable statutory provisions and the adherence to good corporate practices by **IFB Industries Ltd.** (hereinafter called the Company). Secretarial audit was conducted in a manner that provided us a reasonable basis for evaluating the corporate conducts/statutory compliances and expressing our opinion thereon.

Based on our verification of the books, papers, minute books, forms and returns filed and other records maintained by the Company and also the information provided by the Company, its officers, agents and authorised representatives during the conduct of secretarial audit, we hereby report that in our opinion, the Company has, during the audit period covering the financial year ended on 31st March, 2024.

- Complied with the statutory provisions listed hereunder and
- proper Board-processes and compliance-mechanism in place

to the extent, in the manner and subject to the reporting made hereinafter.

We have examined the books, papers, minute books, forms and returns filed and other records maintained by the Company for the financial year ended on 31st March, 2024 according to the provisions of:

- (i) The Companies Act, 2013 (“the Act”) and the rules made thereunder;
- (ii) The Securities Contracts (Regulation) Act, 1956 (“SCRA”) and the rules made thereunder;
- (iii) The Depositories Act, 1996 and the Regulations and Bye-laws framed thereunder;
- (iv) Foreign Exchange Management Act, 1999 and the rules and regulations made thereunder to the extent of Foreign Direct Investment, Overseas Direct Investment and External Commercial Borrowings;
- (v) The following Regulations and Guidelines prescribed under the Securities and Exchange Board of India Act, 1992 (“SEBI Act”):-
  - a] The Securities and Exchange Board of India (Substantial Acquisition of Shares and Takeovers) Regulations, 2011;
  - b] The Securities and Exchange Board of India (Prohibition of Insider Trading) Regulations, 2015;
  - c] The Securities and Exchange Board of India (Issue of Capital and Disclosure Requirements) Regulations, 2018 (Not applicable to the company during the audit period);
  - d] Securities and Exchange Board of India (Share Based Employee Benefits and Sweat Equity) Regulations, 2021 (Not applicable to the company during the audit period);
  - e] The Securities and Exchange Board of India (Issue and Listing of Non-Convertible Securities) Regulations, 2021 (Not applicable to the company during the audit period);
  - f] The Securities and Exchange Board of India (Registrars to an Issue and Share Transfer Agents) Regulations, 1993 regarding the Companies Act and dealing with client;
  - g] The Securities and Exchange Board of India (Delisting of Equity Shares) Regulations, 2021 (Not applicable to the company during the audit period); and

- h] The Securities and Exchange Board of India (Buy-Back of Securities) Regulations, 2018 (Not applicable to the company during the audit period).
- i] The Securities and Exchange Board of India (Listing Obligations and Disclosure Requirements) Regulations, 2015.
- (vi) The other laws, as informed and certified by the Management of the Company, which are specifically applicable to the Company namely:
  - a] The Environment (Protection) Act, 1986, read with the Environment (Protection) Rules, 1986;
  - b] The Water (Prevention & Control of Pollution) Act, 1974, read with Water (Prevention & Control of Pollution) Rules, 1975;
  - c] The Air (Prevention & Control of Pollution) Act, 1981 read with Air (Prevention & Control of Pollution) Rules, 1982;
  - d] The Industrial Disputes Act, 1947;
  - e] The Food Safety and Standards Act, 2006;
  - f] The Legal Metrology Act, 2009;
  - g] The Factories Act, 1948 and allied state laws;

We have also examined compliance with the applicable clauses of the following:

- (i) The Secretarial Standards (SS-1 and SS-2) issued by The Institute of Company Secretaries of India;

**We report that**, during the period under review the Company has complied with the provisions of the Act, Rules, Regulations, Guidelines, Standards, etc. mentioned above.

**We further report that**, the Board of Directors of the Company is duly constituted with proper balance of Executive Directors, Non-Executive Directors, Independent Directors and Women Director. The changes in the composition of the Board of Directors that took place during the period under review were carried out in compliance with the provisions of the Act.

Adequate notice is given to all Directors to schedule the Board Meetings, agenda and detailed notes on agenda were sent at least seven days in advance, and a system exists for seeking and obtaining further information and clarifications on the agenda items before the meeting and for meaningful participation at the meeting.

As per the minutes of the meetings duly recorded and signed by the Chairman, the decisions of the Board were unanimous and no dissenting views have been recorded.

**We further report that** there are adequate systems and processes in the Company commensurate with the size and operations of the Company to monitor and ensure compliance with applicable laws, rules, regulations and guidelines.

**We further report that** during the audit period, the company has not undertaken any specific events/actions that can have a major bearing on the Company's affairs in pursuance of the above referred laws, rules, regulations, guidelines, standards, etc.

For **Patnaik & Patnaik**

*Company Secretaries*

Unique Code: P2017WB064500

Sd/-

**S. K. Patnaik**

*Partner*

Place : Kolkata

Date : 28th May, 2024

FCS No.: 5699, C.P. No.: 7117

Peer Review Cert. No. 1688/2022

UDIN: F005699F000477027

[Note: This Report is to be read with our letter of declaration which is annexed hereto as "**Annexure –A**" and forms an integral part of this Report.]

*Annexure - A*

To  
The Members  
IFB Industries Ltd.  
14 Taratolla Road  
Kolkata – 700 088.

Our Report is to be read along with this letter.

- (i) Maintenance of secretarial record is the responsibility of the Management of the Company. Our responsibility is to express an opinion on these secretarial records based on our audit.
- (ii) We have followed the audit practices and processes as were appropriate to obtain reasonable assurance about the correctness of the contents of the secretarial records. The verification was done on test basis to ensure that correct facts are reflected in secretarial records. We believe that the processes and practices, we followed provide a reasonable basis for our opinion.
- (iii) We have not verified the compliance by the Company of applicable financial laws such as direct and indirect tax laws and maintenance of financial records and books of accounts since the same have been subject to review by the statutory financial auditors, tax auditors and other designated professionals.
- (iv) The status of compliance of other laws as listed at (vi) in our Report, we relied upon the statement provided by the Management.
- (v) Wherever required, we have obtained the Management representation about the compliance of laws, rules and regulations and happening of events, etc.
- (vi) The compliance of the provisions of Corporate and other applicable laws, rules, regulations, standards is the responsibility of Management. Our examination was limited to the verification of the same on test basis.
- (vii) The Secretarial Audit Report is neither an assurance as to the future viability of the Company nor of the efficacy or effectiveness with which the Management has conducted the affairs of the Company.

For **Patnaik & Patnaik**  
*Company Secretaries*  
Unique Code: P2017WB064500  
Sd/-  
**S. K. Patnaik**  
*Partner*  
FCS No.: 5699, C.P. No.: 7117  
Peer Review Cert. No. 1688/2022  
UDIN: F005699F000477027

Place : Kolkata  
Date : 28th May, 2024

**CONSERVATION OF ENERGY, TECHNOLOGY ABSORPTION,  
FOREIGN EXCHANGE EARNING AND OUTGO ETC.**

Information on conservation of Energy, Technology absorption, Foreign Exchange earnings and outgo required to be disclosed under section 134 of the Companies Act, 2013 read with Companies (Accounts) Rules, 2014 are provided hereunder:

<b>(A)</b>	<b>Conservation of Energy :</b>  1. Steps taken or impact on conservation of energy.	Energy conservation continues to receive priority attention at all levels.  All the factories have implemented measures to maintain the power factor above 0.97 to reduce reactive power losses.  All lighting in offices is covered by auto-shut off motion sensors. Street lights and HVAC are controlled by timer-based switching.  Idle time cutoff implemented in all the machine to switch off when not in use for more than 3 minutes. This saves about 10% of power consumption.  Our AC plant has developed a special painting powder with the help of supplier which has reduced baking temperature requirement from 210°C to 190°C. This resulted in reduction of fuel consumption by close to 10%.  High energy illumination has been replaced by lower power consuming illumination (e.g., LED lights) in the factories at Goa.  We have installed variable frequency drive which covers 90% of the machineries and equipments which lead to the savings of on power consumption.  Factories at Goa had installed press automation, which helped to save a minimum of 10% energy consumption per component.  Engineering Division had installed press automation for component evacuation which will help in reduction of Air consumption and also will help in protecting the parts from dent and damages.
	2. The steps taken by the company for utilizing alternate sources of energy	The factories at Goa are now operating significantly with solar energy. Utilised 3836 Mwh electrical units generated by solar panel systems installed at Goa factories.  Areas like the paint shop in Goa have shifted usage from LPG led burners to PNG based burners.  The factory at Malur is operating with 86% of electricity from renewable energy. Utilised 12260.74 Mwh electrical units generated from solar energy & Wind Energy.
	3. The capital investment on energy conservation equipment.	Capital investment of around Rs. 30 lakh for replacing conventional ACs with highly efficient VRV Air conditioning systems, which would save a minimum of 20 % power, is in progress.
<b>(B)</b>	<b>Technology absorption :</b>  1. The efforts made towards technology absorption.	In its Home Appliance Division, the company continues to work with partners from countries like Korea, Italy, China etc. - to enhance knowledge and capability developments. We are in the launch phase of implementing BLDC for all the models of front loader washers and ~50% of Top Loader washer models which is expected to reduce the energy consumption throughout the product's life cycle. In Industry Laundry products, we have incorporated IE3 & IE4 Motors to improve the energy efficiency by 5% and also optimizing the design of the laundry products to reduce overall material consumption by 20-25%. In Motor Division we have purchased technology for BLDC Air condition motor. We have now built capability to design & develop world class drive controller solutions.

	<p>2. The benefits derived like product improvement, cost reduction, product development or import substitution.</p>	<p>Localization of electronic controllers – this is a major import substitution agenda for the country – in line with the Government’s Make in India program. The localization of electronic controllers (and the high-end inverter controllers included) for both washer and air conditioner business have been a significant Make / Design in India initiative by the company.</p> <p>Testing and validation of products like Internet of Things (IoT), wireless controls and app-based controls for appliances. Advance Sensors Internal design teams are working on technology upgrades, cost reduction and product improvement projects on an ongoing basis. IFB has introduced Smart washing machines and also Smart ACs in its manufacturing – these come with AI capabilities.</p> <p>Continuous improvements in the product design by incorporating sustainability in the focus to reduce the usage of resources.</p> <p>Controllers developed by Motor division can be successfully deployed to drive in various applications like Air conditioners, Washing machines, Compressors, Industrial fans, Ceiling fans, Electric Vehicles, Engine Cooling modules, Battery management systems, etc.</p>																				
	<p>3. In case of imported technology (imported during the last three years reckoned from the beginning of the financial year)</p> <p>a. The details of technology imported</p> <p>b. The year of import</p> <p>c. Whether the technology been fully absorbed</p> <p>d. If not fully absorbed, areas where absorption has not taken place, and the reasons thereof.</p>	<p>In Motor Division we have imported technology for BLDC Air condition motor. This technology should help us to provide world class quality motors to our customers who at present are relying on imports to cater to their motor needs.</p> <p>In Commercial Washers, Xeros Technology was imported for commercial washer extractors. New range of Washer Extractors incorporating this technology has been introduced in Commercial washer extractors in Bommasandra Unit and hence the carbon foot print has been reduced. The technology helps in reducing the use of water, chemicals and electricity substantially and also helps in increasing the fabric life.</p> <p>2022-23 Technology fully absorbed.</p> <p>Not Applicable</p>																				
(C)	<p>The expenditure incurred on Research and Development.</p>	<table border="1" style="width: 100%; border-collapse: collapse;"> <thead> <tr> <th colspan="2" style="text-align: left;">Expenditure on R&amp;D</th> <th colspan="2" style="text-align: right;">(Rs in Crores)</th> </tr> <tr> <th style="text-align: left;">SI No</th> <th style="text-align: left;">Particulars</th> <th style="text-align: right;">2023-24</th> <th style="text-align: right;">2022-23</th> </tr> </thead> <tbody> <tr> <td style="text-align: center;">A</td> <td>Capital</td> <td style="text-align: right;">8.61</td> <td style="text-align: right;">6.45</td> </tr> <tr> <td style="text-align: center;">B</td> <td>Recurring</td> <td style="text-align: right;">42.95</td> <td style="text-align: right;">39.95</td> </tr> <tr> <td style="text-align: center;">C</td> <td>Total</td> <td style="text-align: right;">51.56</td> <td style="text-align: right;">46.4</td> </tr> </tbody> </table>	Expenditure on R&D		(Rs in Crores)		SI No	Particulars	2023-24	2022-23	A	Capital	8.61	6.45	B	Recurring	42.95	39.95	C	Total	51.56	46.4
Expenditure on R&D		(Rs in Crores)																				
SI No	Particulars	2023-24	2022-23																			
A	Capital	8.61	6.45																			
B	Recurring	42.95	39.95																			
C	Total	51.56	46.4																			
(D)	<p>The foreign exchange earnings and Outgo</p>	<table border="1" style="width: 100%; border-collapse: collapse;"> <thead> <tr> <th colspan="2" style="text-align: left;">Foreign Exchange Earnings and Outgo</th> <th colspan="2" style="text-align: right;">(Rs in Crores)</th> </tr> <tr> <th style="text-align: left;">SI No</th> <th style="text-align: left;">Particulars</th> <th style="text-align: right;">2023-24</th> <th style="text-align: right;">2022-23</th> </tr> </thead> <tbody> <tr> <td style="text-align: center;">A</td> <td>Foreign exchange earnings</td> <td style="text-align: right;">20.91</td> <td style="text-align: right;">16.78</td> </tr> <tr> <td style="text-align: center;">B</td> <td>Foreign exchange outgo</td> <td style="text-align: right;">859.67</td> <td style="text-align: right;">784.77</td> </tr> </tbody> </table>	Foreign Exchange Earnings and Outgo		(Rs in Crores)		SI No	Particulars	2023-24	2022-23	A	Foreign exchange earnings	20.91	16.78	B	Foreign exchange outgo	859.67	784.77				
Foreign Exchange Earnings and Outgo		(Rs in Crores)																				
SI No	Particulars	2023-24	2022-23																			
A	Foreign exchange earnings	20.91	16.78																			
B	Foreign exchange outgo	859.67	784.77																			

For and on behalf of the Board of Directors

Place : Kolkata  
Date : 28th May 2024

**Bikramjit Nag**  
(DIN: 00827155)  
Chairman



**CORPORATE SOCIAL RESPONSIBILITY**

1. Brief outline on CSR Policy of the Company.

The CSR Committee decided to spend amount towards Promoting Education, Skill development and Promoting Health programme during the year 2023-24.

The activities undertaken are within the broad framework of Schedule VII of the Companies Act, 2013. Details of the CSR policy and activities undertaken by the Company are available on [www.ifbindustries.com](http://www.ifbindustries.com)

2. Composition of CSR Committee:

Sl. No.	Name of Director	Designation / Nature of Directorship	Number of meetings of CSR Committee held during the year	Number of meetings of CSR Committee attended during the year
1	Mr. Sudip Banerjee	Chairman/Non-Executive Director	1	1
2	Mr. Ashok Bhandari	Member/Independent Director	1	1
3	Mr. Prabir Chatterjee	Member/Executive Director	1	1

3. Provide the web-link where Composition of CSR committee, CSR Policy and CSR projects approved by the board are disclosed on the website of the company. –

Composition of the CSR committee, CSR Policy etc. are available on the Company's website on [www.ifbindustries.com](http://www.ifbindustries.com)

4. Provide the details of Impact assessment of CSR projects carried out in pursuance of sub-rule (3) of rule 8 of the Companies (Corporate Social responsibility Policy) Rules, 2014, if applicable (attach the report) – Not Applicable.

There is no project undertaken or completed during the year for which the impact assessment report is applicable in FY 2023-24.

5. a. Average net profit of the company as per section 135(5). - Rs. 1856 Lakhs  
b. Two percent of average net profit of the company as per section 135(5) - Rs. 37.12 Lakhs  
c. Surplus arising out of the CSR projects or programmes or activities of the previous financial years - Rs 9.48 Lakhs  
d. Amount required to be set off for the financial year, if any - Rs 9.48 Lakhs  
e. Total CSR obligation for the financial year (5b+5c-5d) - Rs. 27.64 Lakhs
6. (a) Amount spent on CSR projects  
i. Ongoing projects – NIL  
ii. Other than ongoing projects : Rs. 39.37 Lakhs.  
(b) Amount spent in Administrative Overheads : NIL  
(c) Amount spent on Impact Assessment, if applicable : Not Applicable  
(d) Total amount spent for the Financial Year (6a+6b+6c) : Rs. 39.37 Lakhs.  
(e) CSR amount spent or unspent for the financial year:

Total Amount Spent for the Financial Year (in Rs.)	Total Amount transferred to Unspent CSR Account as per section 135(6)		Amount transferred to any fund specified under Schedule VII as per second proviso to section 135(5)		
	Amount.	Date of transfer	Name of the Fund	Amount	Date of transfer
Rs. 39.37 Lakhs	NIL	NA	NA	NIL	NA

(f) Excess amount for set off, if any

Sl. No.	Particulars	Amount (Rs. in Lakhs)
i.	Two percent of average net profit of the company as per section 135(5) after availing set-off for F.Y. 2023-24	27.64
ii.	Total amount spent for the Financial Year	39.37
iii.	Excess amount spent for the financial year [(ii)-(i)]	11.73*
iv.	Surplus arising out of the CSR projects or programmes or activities of the previous financial years, if any	Nil
v.	Amount available for set off in succeeding financial years [(iii)-(iv)]	11.73

**\* Computation of Excess Amount Spent for the Financial Year 2023-24**

Two percent of average net profit of the Company as per section 135(5)	Rs. 37.12 Lakhs
(-) Amount availed as set-off in the Financial Year 2023-24	Rs. 9.48 Lakhs
Actual CSR obligation after availing above set-off for F.Y. 2023-24(A)	Rs. 27.64 Lakhs
Total CSR amount spent for the Financial Year 2023-24 (B)	Rs. 39.37 Lakhs
Therefore, excess amount spent for the Financial Year 2023-24 (B-A)	Rs. 11.73 Lakhs

7. Details of Unspent CSR amount for the preceding three financial years: N.A

Sl. No.	Preceding Financial Year	Amount transferred to Unspent CSR Account under section 135 (6) (in Rs.)	Amount spent in the reporting Financial Year (in Rs.)	Amount transferred to any fund specified under Schedule VII as per section 135(6), if any			Amount remaining to be spent in succeeding financial years. (in Rs.)
				Name of the Fund	Amount (in Rs)	Date of transfer	
1	NA	NIL	NA	NA	NIL	NA	NA

8. Whether any capital assets have been created or acquired through CSR amount spent in the Financial Year : N.A.

9. Furnish the details relating to such asset(s) so created or acquired through CSR amount spent in the Financial Year : N.A.

10. Specify the reason(s), if the company has failed to spend two per cent of the average net profit as per section 135(5) : N.A.

For and on behalf of the CSR Committee

For and on behalf of the Board of Directors

Place : Kolkata  
Date : 28 May 2024

**Sudip Banerjee**  
(DIN: 05245757)  
*Chairman of CSR Committee*

**Bikramjit Nag**  
(DIN: 00827155)  
*Chairman*

**PARTICULARS OF CONTRACTS/ARRANGEMENTS MADE  
WITH RELATED PARTIES**

*[Pursuant to Clause (h) of sub-section (3) of Section 134 of the Companies Act, 2013, and  
Rule 8(2) of the Companies (Accounts) Rules, 2014 – AOC-2]*

This Form pertains to the disclosure of particulars of contracts / arrangements entered into by the Company with related parties referred to in sub-section (1) of Section 188 of the Companies Act, 2013, including certain arm's length transactions under third proviso thereto.

**Details of contracts or arrangements or transactions not at arm's length basis**

There were no contracts or arrangements or transactions entered into during the year ended March 31, 2024, which were not at arm's length basis.

**Details of material contracts or arrangement or transactions at arm's length basis**

There were no material contracts or arrangements or transactions entered into during the year ended March 31, 2024.

For and on behalf of the Board of Directors

Place : Kolkata  
Date : 28th May 2024

**Bikramjit Nag**  
(DIN: 00827155)  
*Chairman*

## PARTICULARS OF EMPLOYEES

The information required pursuant to section 197 read with Rule 5 of the Companies (Appointment and Remuneration of Managerial Personnel) Rules, 2014 are given hereunder.

- 1) The ratio of remuneration of each director to the median remuneration of the employees of the Company:

Name	Ratio of remuneration to Median remuneration of the employee of the company
Mr. Bijon Bhushan Nag <sup>1</sup>	42.14
Mr. Bikramjit Nag	7.67
Mr. Amar Singh Negi	15.80
Mr. Prabir Chatterjee	19.41
Mr. P H Narayanan <sup>2</sup>	5.66
Mr. Rajshankar Ray	19.00
Mr. Harsh Vardhan Sachdev <sup>3</sup>	5.04

Notes:

- 1 Passed away on 28 January, 2024  
2 Appointed w.e.f. 23 November, 2023  
3 Resigned w.e.f. 24 July, 2023

- 2) Percentage increase in remuneration of each director, Chief Financial Officer (CFO), Chief Executive Officer (CEO), Company Secretary in the financial year 2023-24

Name	Designation	% increase/(decrease) in remuneration in the financial year
Mr. Bijon Bhushan Nag <sup>1</sup>	Chairman	89.24
Mr. Bikramjit Nag	Chairman (w.e.f. 01.02.2024)	14.71
Mr. Amar Singh Negi	Executive Director, Service Business Head	1.02
Mr. Prabir Chatterjee	Director and Chief Financial Officer	30.73
Mr. P H Narayanan <sup>2</sup>	Managing Director, Engineering Division	-
Mr. Rajshankar Ray	Managing Director & Chief Executive Officer, Home Appliances Division	2.99
Mr. Harsh Vardhan Sachdev <sup>2</sup>	Managing Director and Chief Executive Officer, Engineering Division	-
Mr. Gautam Ray Chowdhury <sup>2</sup>	Company Secretary	-
Mr. Ritesh Agarwal <sup>2</sup>	Company Secretary	-

1. Passed away on 28 January, 2024 and remuneration is inclusive of terminal benefits.  
2. Increase/ (decrease) in remuneration not considered being for the part of the year.  
- Remuneration paid during the Financial Year 2023-24 is not comparable since they served for part of the year.  
- There has been no increase in remuneration during the year, however, the increase in remuneration % is due to availing of arrear LTA, Leave Salary, Medical etc. during 2023-24.

- 3) Percentage increase in the median remuneration of employees in the financial year 2023-24:

The median remuneration of employees (including whole time directors) was Rs. 0.08 crores and Rs. 0.07 crores in financial year 2023-24 and 2022-23 respectively. The increase in median remuneration was 15.14%.

- 4) The number of permanent employees on the rolls of the Company as on 31 March 2024 was 2435 nos.
- 5) Average percentage increase in salaries of employees other than managerial personnel in the last financial year and its comparison with the percentage increase in the Managerial Remuneration and justification thereof and point out if there are any exceptional circumstances for increase in the Managerial Remuneration.

Average percentage increase in salaries of employees other than managerial personnel during 2023-24	9.10
The percentage increase in the Managerial Remuneration	4.30

**6) Affirmation that the remuneration is as per the remuneration policy of the Company:**

The Board of Directors of the Company affirms that the remuneration is as per the remuneration policy of the Company.

**Part B : The Statement of Disclosure Pursuant to Section 197 of Companies Act, 2013 read with Rule 5(2) & 5(3) of the Companies (Appointment and Remuneration of Managerial Personnel) Rules, 2014**

**(A) Names of Top ten employees in terms of remuneration drawn during the Financial year 2023-24 :**

Name	Mr. Seungki Bae	Mr. Hwan Joo Myung	Mr. Jin Kim	Mr. Amitabha Kumar Nag	Mr. Prabir Chatterjee
	(1)	(2)	(3)	(4)	(5)
Designation	Head-Design	Head-R&D	Head-R&D Drives	Sr. President	Director & CFO
Remuneration received (2023-24)	Rs 366.33 Lakhs	Rs.337.44 Lakhs	Rs. 190.71 Lakhs	Rs. 168.53 Lakhs	Rs. 153.58 Lakhs
Nature of employment	Permanent	Permanent	Permanent	Permanent	Permanent
Qualification	Graduation	PHD Mechanical Engg	Poly techs Mold Major	ACA, M. Com	Cost Accountant, B.Sc (Hons.)
Experience	31 years	22 years	31 years	41 years	More than 40 years
Date of joining the company	1 April 2015	12 Nov 2016	14 Nov 2016	16 Dec 1982	16 Aug 2000
Age of employee on 31.03.2024	59 years	54 years	61 years	68 years	69 years
Last employment held before joining the company	Don Design	L.G	Kum-Oh Engg.	Price Waterhouse & Co., Kolkata	Dunlop India Ltd.
Percentage of equity shares held by the employee within the meaning of clause (iii) of Rule 5(2) of the Companies (Appointment and Remuneration of Managerial Personnel) Rules, 2014	0.001	NIL	NIL	NIL	0.046
Whether the employee is a relative of any director	No	No	No	No	No

Name	Mr. Raj Shankar Ray	Mr. Bijon Bhushan Nag	Mr. JAE UK LEE	Sunil Chopra	Mr. Amar Singh Negi
	(6)	(7)	(8)	(9)	(10)
Designation	MD & CEO – HAD	Chairman	Deputy General Manager	Business Head	Executive Director – Service Business Head
Remuneration received (2023-24)	Rs. 150.32 Lakhs	Rs. 142.05 Lakhs	Rs. 131.80 Lakhs	Rs. 130.51 Lakhs	Rs. 124.98 Lakhs
Nature of employment	Permanent	Permanent	Permanent	Permanent	Permanent
Qualification	B. Tech, Mechanical Engg, IIT Kharagpur	Mechanical Engineer	Bachelor of Design	B.E. (Mechanical)	Four years Post diploma in Electrical Engg.
Experience	More than 30 years	More than 50 years	18 years	21 years	More than 41 years
Date of joining the Company	15 May 2006	09 Dec 1974	01 Apr 2019	01 Apr 2022	04 Nov 2000
Age of employee on 31.03.2024	55 years	Nil	44 years	43 years	64 years
Last employment held before joining the company	Eicher Motors	–	Daewoo/Winia-Design Center	Haier	Gravs Appliances Pvt. Ltd.
Percentage of equity shares held by the employee within the meaning of clause (iii) of Rule 5(2) of the Companies (Appointment and Remuneration of Managerial Personnel) Rules, 2014	0.013	–	–	–	0.050
Whether the employee is a relative of any director	No	No	No	No	No

- Remuneration includes LTA, Medical, Leave Salary etc. as drawn by the above employees during the FY 2023-24.
- Remuneration excludes retirement/terminal benefits paid during the year.

(B) Names of other employees employed throughout the financial year and was in receipt of remuneration during the Financial year 2023-24 which in the aggregate was not less than Rs. 102 lacs :

Name	Gautam Dasgupta	Ranjan Mohan Mathur	Collegal Srinivasan Govindaraj
	(1)	(2)	(3)
Designation	Mentor	National Sales Head – HAD	CEO, Industrial Business & Projects
Remuneration received (2023-24)	Rs 109.06 Lakhs	Rs. 106.49 Lakhs	Rs 106.06 Lakhs
Nature of employment	Permanent	Permanent	Permanent
Qualification	B. Com(Hons.)	B.E. Mechanical Engineer	BE (Mechanical)
Experience	More than 50 years	31 years	37 years
Date of joining the Company	01 February 2020	15 March 2008	02 July 2018
Age of employee on 31.03.2024	78 years	56 years	60 years
Last employment held before joining the company	IFB Appliances Ltd	Eicher Motors	LG Electronics
Percentage of equity shares held by the employee within the meaning of clause (iii) of Rule 5(2) of the Companies (Appointment and Remuneration of Managerial Personnel) Rules, 2014	0.042	–	–
Whether the employee is a relative of any director	No	No	No

• Remuneration includes LTA, Medical, Leave Salary etc. as drawn by the above employees during the FY 2023-24.

(C) Other employees employed for a part of the financial year and was in receipt of remuneration for any part of that year, at a rate which, in the aggregate, was not less than Rs. 8.5 lacs per month :

Name	Mr. Narayana Panth	Mr. P. H. Nayaranan
	(1)	(2)
Designation	Head of R&D, A.C.	Managing Director - Engg.
Monthly Remuneration received (2023-24)	Rs. 8.50 Lakhs	Rs. 10.80 Lakhs
Nature of employment	Permanent	Permanent
Qualification	M.E. (Mechanical Design)	B Sc, B.Tech, MS (Manufacturing Systems Engineering)
Experience	33 years	37 years
Date of joining the Company	01 Sep 2014	23 Nov 2023
Age of employee on 31.03.2024	59 years	62 years
Last employment held before joining the company	Blue Star Ltd.	UCAL Fuel Systems Ltd.

Name	Mr. Narayana Panth	Mr. P. H. Nayaranan
Percentage of equity shares held by the employee within the meaning of clause (iii) of Rule 5(2) of the Companies (Appointment and Remuneration of Managerial Personnel) Rules, 2014	-	-
Whether the employee is a relative of any director	No	No

- Remuneration excludes retirement/terminal benefits paid during the year.

**(D) Other employees employed throughout the financial year and was in receipt of remuneration which, in the aggregate, is in excess of that drawn by the managing director or whole-time director or manager and holds by himself or along with his spouse and dependent children not less than 2% of the equity shares of the company : Nil**

For and on behalf of the Board of Directors

Place : Kolkata  
Date : 28th May 2024

**Bikramjit Nag**  
(DIN: 00827155)  
*Chairman*



BUSINESS RESPONSIBILITY & SUSTAINABILITY REPORT (BRSR)  
FY 2023-24

SECTION A: GENERAL DISCLOSURES

I. Details of the listed entity

1. Corporate Identity Number (CIN) of the Listed Entity:	L51109WB1974PLC029637
2. Name of the Listed Entity	IFB Industries Ltd
3. Year of incorporation:	1974
4. Registered office address:	14, Taratolla Road Kolkata - 700 088, India Tel : (+91) (33) 3048 9299 Fax : (+91) (33) 3048 9230
5. Corporate address:	Plot No. IND-5, Sector – I East Kolkata Township Kolkata - 700 107 Tel : (+91) (33) 3984 9524 Fax : (+91) (33) 2442 1003
6. E-mail:	<a href="mailto:investors@ifbglobal.com">investors@ifbglobal.com</a>
7. Telephone:	(+91) (33) 3984 9524
8. Website:	<a href="http://www.ifbindustries.com">www.ifbindustries.com</a>
9. Financial year for which reporting is being done:	FY 2023-24 (April 1st, 2023 to March 31st, 2024)
10. Name of the Stock Exchange(s) where shares are listed	National Stock Exchange of India Limited (NSE), BSE Limited (BSE) and Calcutta Stock Exchange
11. Paid-up Capital	41.28* (in INR Cr) as on 31st March 2024
12. Name and Contact Details of the person who may be contacted in case of any queries on the BRSR report	Mr. Raj Shankar Ray (DIN Number 03498696) Designation: MD and CEO - Home Appliance Division Telephone No: 0832 3044800 email ID: <a href="mailto:rajshankar_ray@ifbglobal.com">rajshankar_ray@ifbglobal.com</a>  Mr. PH Narayanan (DIN Number 10158148) Designation: MD – Engineering Division Telephone No:- 07338687522 email ID: <a href="mailto:phnarayanan@ifbglobal.com">phnarayanan@ifbglobal.com</a>
13. Reporting boundary: Are the disclosures under this report made on a standalone basis (i.e. only for the entity) or on a consolidated basis (i.e. for the entity and all the entities which form a part of its consolidated financial statements, taken together).	Standalone basis
14. Name of assurance provider	NA
15. Type of assurance obtained	NA

Note : \*Includes forfeited shares

## II. Products/services

16. Details of business activities (accounting for 90% of the turnover):

Sr. No.	Description of Main Activity	Description of Business Activity	% of Turnover of the Entity
1	Home Appliance products	The Division is engaged in the business of manufacturing and marketing of Home Appliances Products.	78.88%
2	Engineering products	The division is engaged in manufacturing of diverse parts, accessories for motor vehicles, fine blanked components, stamping components etc.	18.02%

17. Products/Services sold by the entity (accounting for 90% of the entity's Turnover):

Sr. No.	Product/Services	NIC Code	% of Turnover Contributed by the Product
1	Home appliances products viz., Washing Machines (Domestic and Industrial), Air Conditioners, Dryers, Microwave Ovens, Dishwashers etc. and AMC Services	2750	78.88%
2	Engineering products viz., fine blanked components, stamping components and other diverse parts and accessories for Motor Vehicles etc.	2930	18.02%

## III. Operations

18. Number of locations where plants and/or operations/offices of the entity are situated:

Locations	No. of Plants	No. of Operations	No. of Offices	Total
National	The Company's business and operations are spread across the country. Details of Plant locations are provided in the section, 'General Shareholder Information' in the Corporate Governance Report.			
International	NIL.			

19. Markets served by the entity:

a. Number of locations

Locations	Nos.
National (States)	PAN India
International (Countries)	10

b. What is the contribution of exports as a percentage of the total turnover of the entity? Contribution of Exports to Revenue is 0.48%

c. A brief on types of customers.

### Home Appliance Business

IFB Industries Ltd. is a leading manufacturer of home appliances and industrial solutions in India. Our customers come from diverse backgrounds and industries, and we are committed to meeting their needs through innovative and high-quality products and services.

Our customers include end consumers, government bodies & department like CSD, dealers, distributors, brand stores, e-commerce, LFR, Institutions, hospitals, hospitality industries and other private companies.

### Engineering Business

The Company supplies auto components to two-wheeler & automotive manufacturing companies which inter alia includes Maruti, Honda, Toyota, Tata Motors, Hero Motors, Lucas TVS, Magna, TM Seating, etc.

**IV. Employees**

20. Details as at the end of Financial Year: 31.03.2024

a. Employees and workers (including differently abled):

Sr. No	Particulars	Total (A)	Male		Female	
			No. (B)	% (B/A)	No. (B)	% (B/A)
<b>Employees</b>						
1.	Permanent (D)	2033	1852	91.10%	181	8.90%
2.	Other than Permanent (E)	79	62	78.48%	17	21.52%
3.	<b>Total Employees (D+E)</b>	<b>2112</b>	<b>1914</b>	<b>90.62%</b>	<b>198</b>	<b>9.38%</b>
<b>Workers</b>						
4.	Permanent (F)	323	311	96.28%	12	3.72%
5.	Other than Permanent (G)	2411	2031	84.24%	380	15.76%
6.	<b>Total Workers (F+G)</b>	<b>2734</b>	<b>2342</b>	<b>85.66%</b>	<b>392</b>	<b>14.34%</b>

b. Differently abled Employees and workers:

Sr. No	Particulars	Total (A)	Male		Female	
			No. (B)	% (B/A)	No. (C)	% (C/A)
<b>Differently abled employees</b>						
1.	Permanent (D)	-	-	-	-	-
2.	Other than Permanent (E)	-	-	-	-	-
3.	<b>Total differently abled employees (D + E)</b>	<b>-</b>	<b>-</b>	<b>-</b>	<b>-</b>	<b>-</b>
<b>Differently abled workers</b>						
4.	Permanent (F)	3	3	100%	-	0
5.	Other than Permanent (G)	1	-	-	1	100%
6.	<b>Total differently abled workers (F + G)</b>	<b>4</b>	<b>3</b>	<b>75%</b>	<b>1</b>	<b>25%</b>

21. Participation/Inclusion/Representation of women

Particulars	Total (A)	No. and percentage of Females	
		No. (B)	% (B / A)
<b>Board of Directors (in Nos.)</b>	13	1	7.69%
<b>Key Management Personnel (in Nos.)</b>	6	-	-

22. Turnover rate for permanent employees and workers

	FY 2023-24			FY 2022-23			FY 2021-22		
	Male	Female	Total	Male	Female	Total	Male	Female	Total
<b>Permanent Employees</b>	27.10%	22.09%	26.69%	23.35%	26%	23.55%	15.69%	18%	15.9%
<b>Permanent Workers</b>	21.99%	24.24%	22.25%	19.41%	10.23%	18.06%	2.63%	0.94%	2.33%

**V. Holding, Subsidiary and Associate Companies (including joint ventures)**

23. (a) Names of holding / subsidiary / associate companies / joint ventures

Sr. No	Name of the holding / subsidiary / associate companies / joint ventures (A)	Indicate whether Holding/ Subsidiary/ Associate / Joint Venture	% of shares held by listed entity	Does the entity indicated at column A, participate in the Business Responsibility Initiatives of the listed entity? (Yes/No)
1	Global Automotive & Appliances Pte Ltd.	Subsidiary	100%	No
2	Thai Automotive & Appliances Limited	Subsidiary	100%	No
3	IFB Refrigeration Limited	Associate	41.40%	No

**VI. CSR Details**

24. (i) Whether CSR is applicable as per section 135 of Companies Act, 2013 : Yes  
(ii) Turnover (in Rs.) : 4343.99 Crs  
(iii) Net worth (in Rs.) : 615.05 Crs

**VII. Transparency and Disclosures Compliances**

25. Complaints/Grievances on any of the principles (Principles 1 to 9) under the National Guidelines on Responsible Business Conduct (“NGRBC”):

Stakeholder group from whom complaint is received	Grievance Redressal Mechanism in Place (Yes/No) (If Yes, then provide web-link for grievance redress policy)	FY 2023-24			FY 2022-23		
		Number of complaints filed during the year	Number of complaints pending resolution at close of the year	Remarks	Number of complaints filed during the year	Number of complaints pending resolution at close of the year	Remarks
Communities	No	-	-	NA	-	-	NA
Investors (other than shareholders)	Yes	-	-	-	-	-	-
Shareholders	Yes, a designated official for grievances redressal	15	-	NA	7	-	NA
Employees and workers	Yes, Internal Mechanism is in place	-	-	NA	-	-	NA

Stakeholder group from whom complaint is received	Grievance Redressal Mechanism in Place (Yes/No) (If Yes, then provide web-link for grievance redress policy)	FY 2023-24			FY 2022-23		
		Number of complaints filed during the year	Number of complaints pending resolution at close of the year	Remarks	Number of complaints filed during the year	Number of complaints pending resolution at close of the year	Remarks
Customers	Yes, through toll free number, email, social sites	2612704	2376	Mostly related to service call of the company products (including request for demo, AMC etc.) received at toll free number on ongoing basis. The pending calls were resolved within 72 hours	2552397	4091	Mostly related to service call of the company products (including request for demo, AMC etc.) received at toll free number on ongoing basis. The pending calls were resolved within 72 hours
Value Chain Partners	Yes	-	-	-	-	-	-

26. Overview of the entity's material responsible business conduct issues –

Our Sustainability initiative focuses on our significant sustainability issues and opportunities. These are defined by our ongoing materiality assessment, which identifies and prioritizes issues based on two criteria: the impact or likely impact on the achievement of Company's Strategic Objectives; and the impact or potential impact on Company's stakeholders and their interests.

Our materiality assessment is based on our risk management processes, which not only consider immediate risks, but also longer-term emerging macro trends such as the accelerating growth in demand for renewable energies and policy changes impacting the cost of CO2 emissions, all of which could profoundly affect our markets.

Indicated below are the material responsible business conduct and sustainability issues pertaining to environmental and social matters that present a risk or an opportunity to business, rationale for identifying the same, approach to adapt or mitigate the risk along-with its financial implications.

Sl. No.	Material Issue Identified	Indicate whether Risk or Opportunity (R/O)	Rationale for Identifying the Risk / Opportunity	In-case of Risk, Approach to Adapt or Mitigate	Financial Implications of the Risk or Opportunity (Indicate Positive or Negative Implications)
1	Climate change, global warming and climate action	Risk if no action taken / Opportunity for the company to take a lead on action	<p>Climate action represents a core focus area among industry players, not only as a means to address the climate crisis but also establish the organization as a leader.</p> <p>Climate concerns have continued to increase as the effects of climate change become increasingly evident. Both physical and transition risks pose a threat to the Company's business operations and continuity. For example, extreme weather could potentially impact physical assets, stakeholders are demanding increased efforts towards reducing emissions and disclosing performance, and the overall transition to a low carbon economy requires substantial investment.</p> <p>However, there also exists a clear opportunity through climate action. This includes direct opportunities to mitigate climate risk, reduce GHG emissions, enable savings in electricity costs etc.</p>	<p>Company has taken a number of steps to conserve energy, alternate sources of energy incorporating 26% of the energy requirement from renewable energy sources like solar energy, and wind energy. To further enhance our actions in this direction, the Company is exploring more renewable energy technologies. The company is also leading in developing / commercializing products which will reduce the environmental footprint (E.g., machines with Xeros technology / use of steam to reduce water consumption and plastic micro-fibre release etc.</p>	Negative
2	Changes in consumer preferences and behaviour	Opportunity to differentiate	<p>Across the globe, the concept of sustainable consumerism has gained momentum with more consumers choosing to support brands that generate positive impact. Factors such as climate change and Covid-19 etc have been influencing customer sentiment and leading to demand shifts.</p>	<p>Company has invested in developing products that work to reduce environmental impact, for examples washers that save water, and energy efficient appliances. The manufacturing process followed also has certain controls on environment friendly processes and effluent discharge control.</p> <p>The Company is at initial phase on conducting Life Cycle Assessments (LCA) to effectively quantify impact and identify potential risks from existing or future products.</p>	Positive – an opportunity for the company to lead and differentiate itself

Sl. No.	Material Issue Identified	Indicate whether Risk or Opportunity (R/O)	Rationale for Identifying the Risk / Opportunity	In-case of Risk, Approach to Adapt or Mitigate	Financial Implications of the Risk or Opportunity (Indicate Positive or Negative Implications)
3	Health and safety	Risk	In the normal course of business, human resources including associates, subcontractors and channel partners are all exposed to inherent health and safety risks. The Company has a safety-oriented culture and it makes every effort to ensure safe and motivating work environment.	At the Company, permanent employees and contractual employees are provided with safety and skill upgradation training, thereby building the skill set to mitigate and effectively respond to various safety-related risks. Plants are ISO 45001:2018 standard certified and have established safety committee which includes unit heads and departmental heads.	Negative
4	Water scarcity	Risk	Like climate change, water scarcity is becoming a common concern in areas around the world. Companies are facing a range of water-related risks such as lack of resources, degradation of water quality, and continued increase in demand of water consumption.	To minimize exposure to this risk, the Company has focused on practicing greater responsibility with respect to water consumption. This includes measures to reduce water consumption in production operations by installing water recycling plants. Further the company is working on new technologies to develop products that will require less water during the consumer-use phase.	Negative
5	Digitization, technological advancement, Product innovation	Opportunity	The growth of digital technology has presented numerous opportunities for organizations in the consumer electronics segment. Industry players are strategically integrating tech solutions into diverse areas of the business, leading to higher demand and revenue, increased customer satisfaction, and greater operational efficiency. At the company, tech absorption has already generated results in terms of product improvements, cost reductions and import substitutions.	Company has integrated various measures aimed at technology absorption. The Company has been working actively with partners from other countries such as Italy, China and Korea to enhance knowledge and capabilities, and importing technologies. On an ongoing basis, internal design team also work on technology upgrades such as testing and validation of products IOT, wireless controls and app-based appliance controls.	Positive

Sl. No.	Material Issue Identified	Indicate whether Risk or Opportunity (R/O)	Rationale for Identifying the Risk / Opportunity	In-case of Risk, Approach to Adapt or Mitigate	Financial Implications of the Risk or Opportunity (Indicate Positive or Negative Implications)
6	Sustainable product development	Opportunity	Sustainable product development has been considered a core component of meeting broader environmental goals. For product organisations, the greatest opportunities extend beyond manufacturing and operations processes, but also into the ability to mitigate impact through consumer-use, thereby creating transformational change in the industry.	The Company has developed a range of products that reduces the environmental impact in terms of use of water and energy. For example, all washing machines manufactured now have a 5-star rating in energy as per BEE. The Company is in the initial phase on conducting Life Cycle Assessments (LCA), and incorporating principles of the circular economy into product design and end-of-life management, all of which will further build on the capability to develop more environment friendly products in the coming years.	Positive
7	Circular economy and waste management	Opportunity	In response to the growing waste crisis, robust waste management coupled with principles of the circular economy are of core importance, particularly for organizations involved in the manufacture of tangible products. Industry peers are also investing in incorporating various elements of the circular economy across the product lifecycle. These include more responsible packaging, offering repair options and take-back programs, among other circular models.	The Company is currently practicing some elements of the circular economy, including the development of an "End of Life" return policy, through which old products may be exchanged and returned products are recycled in accordance with Government regulations. The Company provides spares and services beyond estimated life of the product so that the life of the product increases thereby reducing overall requirement of such products. The organization is also exploring more circular initiatives in both product design and office operations.	Positive



Sl. No.	Material Issue Identified	Indicate whether Risk or Opportunity (R/O)	Rationale for Identifying the Risk / Opportunity	In-case of Risk, Approach to Adapt or Mitigate	Financial Implications of the Risk or Opportunity (Indicate Positive or Negative Implications)
8	Diversity and inclusion	Opportunity	In response to rising inequalities on a global scale, significant investment and focus is being dedicated to enhance diversity and inclusion at the workplace – a trend that can be observed across industries. However, the consumer electronics industry is still at a comparatively nascent stage, signalling tremendous scope for improvement and opportunities for organizations to establish themselves as industry leaders setting best practices.	Company has an ongoing focus on greater representation of women at all levels of the workforce. The establishment of a monitoring mechanism with specific KPIs to assess performance over time periods will further enhance the organization's ability to drive continual progress.	Positive

**SECTION B : MANAGEMENT AND PROCESS DISCLOSURES**

This section is aimed at helping businesses demonstrate the structures, policies and processes put in place towards adopting the NGRBC Principles and Core Elements.

Disclosure Questions		P 1	P 2	P 3	P 4	P 5	P 6	P 7	P 8	P 9
<b>Policy and management processes</b>										
1.	a. Whether your entity's policy/policies cover each principle and its core elements of the NGRBCs. (Yes/No)	Yes								
	b. Has the policy been approved by the Board? (Yes/No)	Yes								
	c. Web Link of the Policies, if available	<a href="http://www.ifbindustries.com">www.ifbindustries.com</a>								
2.	Whether the entity has translated the policy into procedures. (Yes / No)	Yes								
3.	Do the enlisted policies extend to your value chain partners? (Yes/No)	No								
4.	Name of the national and international codes/ certifications/labels/ standards (e.g., Forest Stewardship Council, Fairtrade, Rainforest Alliance, Trustee) standards (e.g., SA 8000, OHSAS, ISO, BIS) adopted by your entity and mapped to each principle.	Principle 1: Applicable laws and regulations. Principle 2: IATF 16949:2016 & ISO 9001:2015 Principle 3: ISO 45001:2018 Principle 6: ISO 14001:2015								
5.	Specific commitments, goals and targets set by the entity with defined timelines, if any.	Yes								

Disclosure Questions		P 1	P 2	P 3	P 4	P 5	P 6	P 7	P 8	P 9
6.	Performance of the entity against the specific commitments, goals and targets along-with reasons in case the same are not met.	Every department/ functional area across the organization at the Company, sets internal targets aligning to the annual goals of the company, which is also linked to the KRAs and appraisal process. These targets and goals are reviewed monthly/ quarterly basis and the update is reviewed by the Senior management. We have developed internal ESG strategy and in the process of going public with the ESG commitments. The goals and targets will be provided on annual basis.								

### GOVERNANCE, LEADERSHIP AND OVERSIGHT

7. Statement by director responsible for the business responsibility report, highlighting ESG related challenges, targets and achievements.

Our company has published its mandatory Business Responsibility and Sustainability Report, which covers a range of indicators that reflect our commitment to responsible business practices. As a beginner in reporting ESG performance, we faced several challenges in identifying and tracking the most relevant areas and detailing them to the indicators. However, we recognized the importance of sustainability and took steps to improve our ESG performance. In the environmental forefront, to reduce our carbon footprint, conserve resources and minimize waste, we have implemented various initiatives, including using renewable energy sources like solar energy and wind energy which caters to 26% of the energy requirements, adopting circular economy practices like buy-back program for end-of-life products, water recycling units in the manufacturing processes, etc. On the social front, we are committed to ensuring that our business practices are ethical and socially responsible, and we have implemented a range of initiatives and measures for employee health and safety, diversity and inclusion etc. Governance challenges are another critical area of focus for us, and we are committed to upholding the highest standards of corporate governance. We have implemented various measures to ensure transparency, accountability, and ethical behaviour across our organization. Moving forward, we will continue to report on our ESG performance and provide our stakeholders with the information they need to make informed decisions. We are committed to transparency and accountability and will work towards being a responsible corporate citizen. We recognize that sustainability is a journey, and there is still much work to be done.

We are committed to continuous improvement and will be using the information gathered in our report to develop a sustainability roadmap that will guide our efforts towards achieving our sustainability goals and targets while considering the impact of our operations on the environment, society, and our business.

8.	Details of the highest authority responsible for implementation and oversight of the Business Responsibility policy(ies).	The Managing Director/ CEO of respective Divisions are responsible for implementation of the Business Responsibility policy/policies.								
9.	Does the entity have a specified Committee of the Board/ Director responsible for decision making on sustainability related issues? (Yes / No). If yes, provide details.	Yes, the Board's Corporate Social Responsibility Committee meets to review the Company's CSR Performance. Further the Board which meets at least 4 times per year review the Company's sustainability performance on a Quarterly basis.								

10. Details of Review of NGRBCs by the Company:																		
Subject for Review	Indicate whether review was undertaken by Director / Committee of the Board/ Any other Committee									Frequency (Annually/ Half yearly/ Quarterly/ Any other – please specify)								
	P 1	P 2	P 3	P 4	P 5	P 6	P 7	P 8	P 9	P 1	P 2	P 3	P 4	P 5	P 6	P 7	P 8	P 9
	Performance against Above policies and follow up action	Yes									Quarterly							
Compliance with the statutory requirement of relevance to the principles, and rectification of any non-compliances	Yes									Need basis								

		P1	P2	P3	P4	P5	P6	P7	P8	P9
11.	Has the entity carried out independent assessment/ evaluation of the working of its policies by an external agency? (Yes/ No). If yes, provide name of the agency.	No.								

12. If answer to question (1) above is “No” i.e., not all Principles are covered by a policy, reasons to be stated: **This section is not Applicable**

Questions	P1	P2	P3	P4	P5	P6	P7	P8	P9
The entity does not consider the principles material to its business (Yes/No)	Not Applicable								
The entity is not at a stage where it is in a position to formulate and implement the policies on specified principles (Yes/No)									
The entity does not have the financial or/ human and technical resources available for the task (Yes/No)									
It is planned to be done in the next financial year (Yes/No)									
Any other reason (please specify)									

**SECTION C : PRINCIPLE WISE PERFORMANCE DISCLOSURE**

This section is aimed at helping entities demonstrate their performance in integrating the Principles and Core Elements with key processes and decisions. The information sought is categorized as “Essential” and “Leadership”. While the essential indicators are expected to be disclosed by every entity that is mandated to file this report, the leadership indicators may be voluntarily disclosed by entities which aspire to progress to a higher level in their quest to be socially, environmentally and ethically responsible.

**PRINCIPLE 1 – Businesses should conduct and govern themselves with integrity, and in a manner that is Ethical, Transparent and Accountable.**

**Essential Indicators**

1. Percentage coverage by training and awareness programmes on any of the Principles during the financial year:

Segment	Total number of training and awareness programmes held	Topics / principles covered under the training and its impact	%age of persons in respective category covered by the awareness programmes
Board of Directors & KMPs	8 (As part of Board Meetings)	Updates and awareness related to regulatory changes are conducted for the Board of Directors & KMPs. Topics covered includes: - Corporate Governance - Companies Act & other laws - SEBI Listing Requirements - Familiarization Programme	100%
Employees other than BoD and KMPs	231	Health, & safety, POSH, Code of conduct, value-based skill upgradation etc.	83%
Workers	179		100%

2. Details of fines / penalties /punishment/ award/ compounding fees/ settlement amount paid in proceedings (by the entity or by directors / KMPs) with regulators/ law enforcement agencies/ judicial institutions, in the financial year, in the following format (Note: the entity shall make disclosures on the basis of materiality as specified in Regulation 30 of SEBI (Listing Obligations and Disclosure Obligations) Regulations, 2015 and as disclosed on the entity's website):

There were no instances of any disciplinary action taken by any law enforcement agency for the charges of bribery/ corruption against Directors/KMPs/employees/workers.

3. Of the instances disclosed in Question 2 above, details of the Appeal/ Revision preferred in cases where monetary or non-monetary action has been appealed.

Not Applicable

4. Does the entity have an anti-corruption or anti-bribery policy? If yes, provide details in brief and if available, provide a web-link to the policy.

The Company's Code of Conduct Policy for Directors and Senior Management set out the company's commitment to operating with the highest level of business ethics and in accordance with applicable laws and regulations. This code provides guidance on recognizing and dealing with ethical issues and includes mechanisms to address unethical conduct.

5. Number of Directors/KMPs/employees/workers against whom disciplinary action was taken by any law enforcement agency for the charges of bribery/ corruption:

None

6. Details of complaints with regard to conflict of interest:

None

7. Provide details of any corrective action taken or underway on issues related to fines / penalties / action taken by regulators/ law enforcement agencies/ judicial institutions, on cases of corruption and conflicts of interest:

Not Applicable

8. Number of days of accounts payables ((Accounts payable \*365) / Cost of goods/services procured) in the following format:

	FY 2023-24	FY 2022-23
Number of days of accounts payables	72	63

9. Open-ness of business

Provide details of concentration of purchases and sales with trading houses, dealers, and related parties along-with loans and advances & investments, with related parties, in the following format:

Parameters	Metrics	FY 2023-24	FY 2022-23
Concentration of Purchases	a. Purchases from tradinghouses as % of total purchases	Nil	Nil
	b. Number of trading houses where purchases are made from	Nil	Nil
	c. Purchases from top 10 trading houses as % of total purchases from trading houses	Nil	Nil
Concentration of Sales	a. Sales to dealers/ distributors as % of total sales	63.04%	61.31%
	b. Number of dealers/distributors to whom sales are made	3799	3689
	c. Sales to top 10 dealers/ distributors as % of total sales to dealers/ distributors	32.50%	31.80%
Share of RPTs in	a. Purchases (Purchases with related parties /Total Purchases)	2.59%	0.54%
	b. Sales (Sales to related parties / Total Sales)	1.72%	1.63%
	c. Loans & advances (Loans & advances given to related parties/ Total loans & advances)	25.26%*	1.28%
	d. Investments (Investments in related parties/ Total Investments made)	38.09%	56.48%

**Note :** \*Advances are made to related parties against supply/services which are in the ordinary course of business.

## PRINCIPLE 2 – Businesses should provide goods and services in a manner that is sustainable and safe

### Essential Indicators

1. Percentage of R&D and capital expenditure (capex) investments in specific technologies to improve the environmental and social impacts of product and processes to total R&D and capex investments made by the entity, respectively.

	FY 2023-2024	FY 2022-2023	Details of improvements in environmental and social impacts
R&D Expenditure (in %)	4.01%	28.13%	Key focus of R&D is to improve the energy efficiency, water efficiency, durability and quality of the products
Capital Expenditure (Capex) Investment (in %)	95.99%	71.87%	Capex is mainly for enhancing the resource efficiency of the manufacturing processes, cost reduction and also for the pollution control, and safety of the employees / infrastructure.

2. a. Does the entity have procedures in place for sustainable sourcing? (Yes/No)  
Yes. The supplier partners of the company adhere to all environmental and social standards as mandated by the Government of India.
- b. If yes, what percentages of inputs were sourced sustainably?  
The Company has been continuously making efforts to increase use of renewable materials.
3. Describe the processes in place to safely reclaim your products for reusing, recycling and disposing at the end of life, for (a) Plastics (including packaging) (b) E-waste (c) Hazardous waste and (d) other waste.  
Salient points of the process to reclaim Electrical and Electronics waste (EEE) and plastic waste:-
- Through exchange schemes, & customer take-back program
  - Through Producer Responsibility Organizations (PROs) and recyclers who are nominated for collection of e-waste and plastic packaging waste at the customers end and the collected waste are safely disposed and recycled in an environmentally sound manner.
- Hazardous Waste and other non-hazardous waste generated at our manufacturing units are safely disposed as per the rules and regulation through the authorized recyclers, as identified by SPCBs (State Pollution Control Boards).
4. Whether Extended Producer Responsibility (EPR) is applicable to the entity's activities (Yes / No). If yes, whether the waste collection plan is in line with the Extended Producer Responsibility (EPR) plan submitted to Pollution Control Boards? If not, provide steps taken to address the same  
The Extended Producer responsibility (EPR) is applicable to the e-waste and plastic packaging waste generated at the end of life of the product. The waste collection plan is submitted to the CPCB and quarterly/ annual returns are filled to the CPCB (Central Control Pollution Board). The waste collections are in line with the targets specified by CPCB in the authorization granted to IFB Industries Ltd. The targets are met and reported to CPCB.

**PRINCIPLE 3 – Businesses should respect and promote the well-being of all employees, including those in their value chains**

**Essential Indicators**

1. a. Details of measures for the well-being of employees:

% of employees covered by									
Category	Total (A)	Health insurance		Accident insurance		Maternity benefits		Paternity Benefits	
		Number (B)	% (B/A)	Number (C)	% (C/A)	Number (D)	% (D/A)	Number (E)	% (E/A)
<b>Permanent Employees</b>									
Male	1852	1852	100%	1852	100%	–	–	1852	100%
Female	181	181	100%	181	100%	181	100%	–	–
<b>Total</b>	<b>2033</b>	<b>2033</b>	<b>100%</b>	<b>2033</b>	<b>100%</b>	<b>181</b>	<b>8.90%</b>	<b>1852</b>	<b>91.90%</b>
<b>Other than Permanent Employees</b>									
Male	62	62	100%	62	100%	–	–	62	100%
Female	17	17	100%	17	100%	17	100%	–	–
<b>Total</b>	<b>79</b>	<b>79</b>	<b>100%</b>	<b>79</b>	<b>100%</b>	<b>17</b>	<b>21.52%</b>	<b>62</b>	<b>78.48%</b>

b. Details of measures for the well-being of workers:

Category	Total (A)	% of workers covered by							
		Health insurance		Accident insurance		Maternity benefits		Paternity Benefits	
		Number (B)	% (B/A)	Number (C)	% (C/A)	Number (D)	% (D/A)	Number (E)	% (E/A)
<b>Permanent Workers</b>									
Male	311	311	100%	311	100%	–	–	311	100%
Female	12	12	100%	12	100%	12	100%	–	–
<b>Total</b>	<b>323</b>	<b>323</b>	<b>100%</b>	<b>323</b>	<b>100%</b>	<b>12</b>	<b>3.72%</b>	<b>311</b>	<b>96.28%</b>
<b>Other than Permanent Workers</b>									
Male	2031	2031	100%	2031	100%	–	–	2031	100%
Female	380	380	100%	380	100%	380	100%	–	–
<b>Total</b>	<b>2411</b>	<b>2411</b>	<b>100%</b>	<b>2411</b>	<b>100%</b>	<b>380</b>	<b>15.76%</b>	<b>2031</b>	<b>84.24%</b>

c. Spending on measures towards well-being of employees and workers (including permanent and other than permanent) in the following format –

	FY 2023-24	FY 2022-23
Cost incurred on well- being measures as a % of total revenue of the company	1.31%	1.01%

2. Details of retirement benefits for Current FY and Previous Financial Year.

Benefits	FY 2023-24			FY 2022-23		
	% of employees covered	% of Workers Covered	Deducted and deposited with the authority (Y/N / N.A.)	% of employees covered	% of Workers Covered	Deducted and deposited with the authority (Y/N / N.A.)
PF	100%	100%	Y	100%	100%	Y
Gratuity	100%	100%	N.A	98%	100%	N.A
ESI	0%	49.63%	Y	1.05%	46.81%	Y
NPS	95.50%	6.64%	Y	92%	0%	Y

3. **Accessibility of workplaces** : Are the premises / offices of the entity accessible to differently abled employees and workers, as per the requirements of the Rights of Persons with Disabilities Act, 2016? If not, whether any steps are being taken by the entity in this regard.

Yes, the Company has the necessary infrastructure in place to make the workplaces accessible to differently abled employees and visitor.

4. Does the entity have an equal opportunity policy as per the Rights of Persons with Disabilities Act, 2016? If so, provide a web-link to the policy. Yes, the policy can be accessed at <https://www.ifbindustries.com>.

5. Return to work and Retention rates of permanent employees and workers that took parental leave.

Gender	Permanent Employees		Permanent Workers	
	Return to work rate	Retention rate	Return to work rate	Retention rate
Male	100%	71%	–	–
Female	100%	100%	–	–
<b>Total</b>	<b>100%</b>	<b>79%</b>	<b>–</b>	<b>–</b>

6. Is there a mechanism available to receive and redress grievances for the following categories of employees and worker? If yes, give details of the mechanism in brief.

Particular	If yes, Provide Details
Permanent Workers	The company has a robust internal grievance handling procedures for both the employees and the workers. An open-door policy is followed.
Other than Permanent Workers	
Permanent Employees	
Other than Permanent Employees	

7. Membership of employees and worker in association(s) or Unions recognised by the listed entity:

Category	FY 2023-2024			FY 2022-23		
	Total employees / workers in respective category (A)	No. of employees / workers in respective category, who are part of association(s) or Union (B)	% (B/A)	Total employees / workers in respective category (C)	No. of employees / workers in respective category, who are part of association(s) or Union (D)	% (D/C)
<b>Employees</b>						
Total Permanent employee	2033	-	-	2104	-	-
Male	1852	-	-	1941	-	-
Female	181	-	-	163	-	-
<b>Workers</b>						
Total Permanent Workers	323	-	-	549	-	-
Male	311	-	-	462	-	-
Female	12	-	-	87	-	-

8. Details of training given to permanent employees and workers:

Category	FY 2023-2024					FY 2022-2023				
	Total (A)	On Health and safety measures		On Skill Upgradation		Total (D)	On Health and safety measures		On Skill Upgradation	
		Nos (B)	% (B/A)	Nos (C)	% (C/A)		Nos (E)	% (E/D)	Nos (F)	% (F/D)
<b>Employees</b>										
Male	1852	1650	89.09%	1537	82.99%	1941	1800	92.74%	1500	77.28%
Female	181	163	90.06%	143	79.01%	163	150	92.02%	120	73.62%
<b>Workers</b>										
Male	311	311	100%	311	100%	462	462	100%	462	100%
Female	12	12	100%	12	100%	87	87	100%	87	100%



9. Details of performance and career development reviews of permanent employees and worker:

Gender	FY 2023-2024			FY 2022-2023		
	Total (A)	No. (B)	% (B/A)	Total (C)	No. (D)	% (D/C)
<b>Employees</b>						
Male	1852	1824	98.49%	1941	1941	100%
Female	181	180	99.45%	163	163	100%
<b>Workers</b>						
Male	311	311	100%	462	462	100%
Female	12	12	100%	87	87	100%

10. **Health and safety management system:**

- a. **Whether an occupational health and safety management system has been implemented by the entity? (Yes/ No). If yes, the coverage such system?**

Yes, The Company has implemented an occupational health and safety management system certified to ISO 45001 standard. Maintaining, fostering and improving the safety and well-being of the employees and workers.

- b. **What are the processes used to identify work-related hazards and assess risks on a routine and non-routine basis by the entity?**

All work-related hazards into the daily routines/activities are identified and assessed using Hazard Identification and Risk Assessment (HIRA) and control measures are put in place by active participation of the employees and workers. Safety committee comprises with cross-functional team assess and reviews the risk on a non-routine basis and bring necessary change into the process. Safety trainings, Induction training, mock drills and other capacity building are conducted on regular-basis and are provided to all the employees, workers etc.

- c. **Whether you have processes for workers to report the work-related hazards and to remove themselves from such risks. (Y/N)**

Yes, A system is place across the manufacturing units for the workers to spot and report work related hazards, and offer suggestions on safety improvements. Joint physical inspections are conducted by senior management representatives and employees on the shop floor on regular intervals and respective corrective and preventive measures are taken to mitigate the identified risks in order to create an open and transparent safety culture.

- d. **Do the employees/ workers of the entity have access to non-occupational medical and healthcare services? (Yes/ No)**

Yes, employees and workers have access to the non-occupational medical and healthcare services. Company provides medical insurance to all the employees and workers and their family members.

11. **Details of safety related incidents, in the following format:**

Safety Incident / Number	Category	FY 2023-24	FY 2022-23
Lost Time Injury Frequency Rate (LTIFR) (per one million-person hours worked)	Employees	–	–
	Workers	0.21	0.21
Total recordable work-related injuries	Employees	–	–
	Workers	1	1
No. of fatalities	Employees	–	–
	Workers	–	–
High consequence work-related injury or ill-health (excluding fatalities)	Employees	–	–
	Workers	–	1

12. **Describe the measures taken by the entity to ensure a safe and healthy work place:**

- Weekly safety visits by senior management along with the employees across the plants, and all actionable points are identified, track, and mitigate the risk through corrective and preventative actions.
- Safety Score is implemented covering all lead and lag indicators and score shared with the units to track the improvement month on month.
- Audits and inspection are done periodically to ensure effective implementation of safety management system.
- Safety awareness trainings are provided to all the employees and the workers across the plants and offices.
- Safety committees comprise with cross functional teams review high risk activity and implement the mitigation strategies and actions periodically across the units.

13. **Number of Complaints on the following made by employees and workers:**

Particular	FY 2023-2024			FY 2022-23		
	Filed during the year	Pending resolution at the end of year	Remarks	Filed during the year	Pending resolution at the end of year	Remarks
Working Conditions	Nil	Nil	–	Nil	Nil	–
Health & Safety	Nil	Nil	–	Nil	Nil	–

14. **Assessments for the year:**

	% of your plants and offices that were assessed (by entity or statutory authorities or third parties)
Working Conditions	100%
Health & Safety	100%

15. Provide details of any corrective action taken or underway to address safety-related incidents (if any) and on significant risks / concerns arising from assessments of health & safety practices and working conditions.

- Well focused tactical training is conducted to promote awareness amongst the employees, worker, and contractual workers etc.
- Detailed investigations are carried out for all types of incidents, accidents and significant risks to identify the root causes and temporary and permanent measures required to avoid recurrence.

**PRINCIPLE 4 – Businesses should respect the interests of and be responsive to all its stakeholders**

**Essential Indicators**

- Describe the processes for identifying key stakeholder groups of the entity.  
Stakeholder groups are identified based on the nature of the activity with the entity. Any individual or group which has direct or indirect impact to the business value chain is identified as core stakeholders.
- List stakeholder groups identified as key for your entity and the frequency of engagement with each stakeholder group.

Stakeholder Group	Whether identified as Vulnerable & Marginalized Group (Yes/No)	Channels of communication	Frequency of engagement (Annually/ Half yearly/ Quarterly/ others – please specify)	Purpose and scope of engagement including key topics and concerns raised during such engagement
Shareholder	No	<ul style="list-style-type: none"> <li>Annual General Meeting/ Stock Exchange Disclosures/ Quarterly and Half yearly Results Publication/Email communications/ letters/ Complaints and Resolutions</li> </ul>	AGM- Annual H/ Y Results- Half yearly Q/ Y Results- Quarterly Others- Ongoing	Financial Results, Induction of Board members, Long term Business Performance.
Employees	No	<ul style="list-style-type: none"> <li>Town hall meetings</li> <li>Performance reviews and appraisal</li> <li>Various learning and development initiatives</li> <li>Newsletter</li> <li>Shop floor meetings</li> <li>Emails and Notice Board</li> <li>Employee portals</li> <li>One-on-one meeting/ virtual meetings</li> </ul>	Continuously as need basis (Daily/ Monthly/ quarterly & Annually)	<ul style="list-style-type: none"> <li>Information about company's business growths and performance.</li> <li>Goals and Targets of the activity &amp; Business</li> <li>Health, safety and wellbeing awareness</li> <li>The key forces that are driving the company's forward trajectory.</li> <li>Rewards and Recognition</li> <li>Learning and development initiatives</li> </ul>
Customers	No	<ul style="list-style-type: none"> <li>Emails</li> <li>Telecommunication</li> <li>Website</li> <li>Customer feedback mechanism</li> <li>Grievance redressal mechanism</li> <li>Ad campaigns</li> <li>Social media</li> <li>Customer Survey</li> </ul>	Continuously	<ul style="list-style-type: none"> <li>Meeting evolving customer needs.</li> <li>Delivering quality products,</li> <li>Expanding customer base</li> <li>Create customer awareness on the product usage</li> <li>Safety demonstration</li> <li>Customer service satisfaction feedback</li> </ul>

Stakeholder Group	Whether identified as Vulnerable & Marginalized Group (Yes/No)	Channels of communication	Frequency of engagement (Annually/ Half yearly/ Quarterly/ others – please specify)	Purpose and scope of engagement including key topics and concerns raised during such engagement
Suppliers & Value Chain Partners	No	<ul style="list-style-type: none"> <li>• Emails</li> <li>• Telecommunication</li> <li>• Conference Calls</li> <li>• Suppliers Meet</li> <li>• Suppliers reviews and audits</li> </ul>	Need basis Annually	<ul style="list-style-type: none"> <li>• Dialogue on improving the efficiencies of the suppliers and value chain partners.</li> </ul>
NGOs & Communities	Yes	<ul style="list-style-type: none"> <li>• Community Investment programs to promote education, health and skill development for under privileged.</li> </ul>	Need basis Annually	<ul style="list-style-type: none"> <li>• To create meaningful change in the communities under its influences.</li> </ul>
Government/ Regulators	No	<ul style="list-style-type: none"> <li>• Submission of performance reports</li> <li>• Annual Reports</li> <li>• Compliance reports</li> <li>• Attending meetings and</li> <li>• Discussions held by regulatory bodies</li> </ul>	Need basis, Monthly, quarterly & annually	<ul style="list-style-type: none"> <li>• Regulatory Compliances</li> <li>• Financial Performances</li> <li>• Long term business performance</li> </ul>

**PRINCIPLE 5 – Businesses should respect and promote human rights**

**Essential Indicators**

1. Employees and workers who have been provided training on human rights issues and policy(ies) of the entity, in the following format:

Category	FY 2023-2024			FY 2022-2023		
	Total (A)	No. of employees / workers covered (B)	% (B/A)	Total (C)	No. of employees / workers covered (D)	% (D/C)
<b>Employees</b>						
Permanent	2033	2033	100%	2104	2104	100%
Other than Permanent	79	60	75.95%	187	98	52.41%
<b>Workers</b>						
Permanent	323	323	100%	549	549	100%
Other than Permanent	2411	1277	52.97%	2258	1243	55.05%

2. Details of minimum wages paid to employees and workers, in the following format:

Category	FY 2023-2024					FY 2022-2023				
	Total Strength  (A)	Employees/Workers who receive wages which is Equal to Minimum Wages		Employees/workers who receive wages which is more than Minimum Wages		Total Strength	Employees/Workers who receive wages which is Equal to Minimum Wages		Employees/workers who receive wages which is more than Minimum Wages	
		No. (B)	% (B/A)	No. (C)	% (C/A)		No. (E)	% (E/A)	No. (F)	% (F/D)
<b>Employees</b>										
<b>Permanent</b>										
Male	1852	-	-	1852	100%	1941	-	-	1941	100%
Female	181	-	-	181	100%	163	-	-	163	100%
<b>Other than Permanent</b>										
Male	62	-	-	62	100%	150	-	-	150	100%
Female	17	-	-	17	100%	37	-	-	37	100%
<b>Workers</b>										
<b>Permanent</b>										
Male	311	-	-	311	100%	462	-	-	462	100%
Female	12	-	-	12	100%	87	-	-	87	100%
<b>Other than Permanent</b>										
Male	2031	1021	50.27%	1010	49.73%	2041	630	30.87%	1411	69.13%
Female	380	307	80.79%	73	19.21%	217	112	51.61%	105	48.39%

3. Details of remuneration/salary/wages, in the following format:

a. Median remuneration/wages:-

	Male		Female	
	Number	Median Remuneration/salary/wages of respective category per annum	Number	Median Remuneration/salary/wages of respective category
Board of Directors (BoD)*	5	₹ 1,36,53,792	-	-
Key Managerial Persons **	1	₹ 70,90,992	-	-
Employees other than BoD and KMP	1846	₹ 10,07,646	181	₹ 10,04,172
Workers	311	₹ 6,83,484	12	₹ 17,27,562

Note: Permanent employees and workers are accounted for Median remuneration/salary/wages

\*Excluding Non-Executive Director and Independent Directors.

\*\*Excludes Key Managerial Person who are already covered under Board of Directors.

b. Gross wages paid to female as % of total wages paid by the entity, in the following format:

	FY 2023-24	FY 2022-23
Gross wages paid to females as % of total wages	7.68%	7.30%

4. **Do you have a focal point (Individual/ Committee) responsible for addressing human rights impacts or issues caused or contributed to by the business? (Yes/No)**

Yes, The Company has a proper internal mechanism and POSH committee to handle, resolve and prevent any misconduct across the organization.

5. **Describe the internal mechanisms in place to redress grievances related to human rights issues.**

The company has policies on human rights which cover to the company only. Grievance's redressal mechanism is in place internally for all the workers and employees regarding any human rights issues. Vigil mechanism policy and procedures are also in place that protects employees who raise concerns or report to any violations.

6. **Number of Complaints on the following made by employees and workers:**

Particular	FY 2023-2024			FY 2022-2023		
	Filed during the year	Pending resolution at the end of year	Remarks	Filed during the year	Pending resolution at the end of year	Remarks
Sexual Harassment	-	-	-	-	-	-
Discrimination at workplace	-	-	-	-	-	-
Child Labour	-	-	-	-	-	-
Forced Labour/ Involuntary Labour	-	-	-	-	-	-
Wages	-	-	-	-	-	-
Other human rights related issues	-	-	-	-	-	-

7. **Complaints filed under the Sexual Harassment of Women at Workplace (Prevention, Prohibition and Redressal) Act, 2013, in the following format:**

	FY 2023-24	FY 2022-23
Total Complaints reported under Sexual Harassment on of Women at Workplace (Prevention, Prohibition and Redressal) Act, 2013 (POSH)	-	-
Complaints on POSH as a % of female employees / workers	-	-
Complaints on POSH upheld	-	-

8. **Mechanisms to prevent adverse consequences to the complainant in discrimination and harassment cases.**

The Company is committed to be a workplace free of discrimination and harassments, and has zero tolerance for any such conduct. We have internal mechanism and POSH committee to handle, resolve and prevent any such misconduct.

9. **Do human rights requirements form part of your business agreements and contracts? (Yes/No)**

Yes.

10. **Assessment for the year:**

	<b>% Plants and offices that were assessed by entity or statutory authorities or third parties</b>
Child Labour	The Company internally monitors compliance for all relevant laws and policies pertaining to these issues at 100% of its offices. There have been no observations by Local Statutory/ Third parties in India during the year.
Forced Labour/Involuntary Labour	
Sexual Harassment	
Discrimination at workplace	
Wages	
Other human rights related issues	

11. **Provide details of any corrective actions taken or underway to address significant risks / concerns arising from the assessments at Question 9 above.**

Not Applicable

**PRINCIPLE 6 – Businesses should respect and make efforts to protect and restore the environment**

**Essential Indicators**

1. **Details of total energy consumption (in Joules or multiples) and energy intensity, in the following format:**

<b>Parameters</b>	<b>Units</b>	<b>Value in FY 2023-24</b>	<b>Value in FY 2022-23*</b>
<b>From renewable sources</b>			
Total electricity consumption (A)	Giga Joules	57,949.21	42,889.42
Total fuel consumption (B)	Giga Joules	–	–
Energy consumption through other sources (C)	Giga Joules	–	–
<b>Total energy consumed from renewable sources (A+B+C)</b>	<b>Giga Joules</b>	<b>57,949.21</b>	<b>42,889.42</b>
<b>From non-renewable sources</b>			
Total electricity consumption (D)	Giga Joules	1,03,333.00	1,12,225.63
Total fuel consumption (E)	Giga Joules	60,028.58	56,019.14
Energy consumption through other sources (F)	Giga Joules	–	–
<b>Total energy consumed from non-renewable sources (D+E+F)</b>	<b>Giga Joules</b>	<b>1,63,361.58</b>	<b>1,68,244.77</b>
Total energy consumed (A+B+C+D+E+F)	Giga Joules	2,21,310.79	2,11,134.19
Energy intensity per rupee of turnover (Total energy consumed / Revenue from operations)	Giga Joules/ Cr INR	51.32	51.44
<b>Energy intensity per rupee of turnover adjusted for Purchasing Power Parity (PPP) (Total energy consumed / Revenue from operations adjusted for PPP)</b>		<b>113.78</b>	<b>116.13</b>

**Note:** \*The figures of FY 2022-23 has been revised.

Indicate if any independent assessment/ evaluation/assurance has been carried out by an external agency? (Y/N)  
If yes, name of the external agency. **No**

2. Does the entity have any sites / facilities identified as designated consumers (DCs) under the Performance, Achieve and Trade (PAT) Scheme of the Government of India? (Y/N) If yes, disclose whether targets set under the PAT scheme have been achieved. In case targets have not been achieved, provide the remedial action taken, if any.

No, the company does not have any sites as designated consumers under the PAT scheme.

3. Provide details of the following disclosures related to water, in the following format:

Parameters	Units	Value in FY 2023-24	Value in FY 2022-23
Water withdrawal - Surface water	kilolitres	-	-
Water withdrawal – Groundwater	kilolitres	79,533.00	83,932.50
Water withdrawal - Third party water	kilolitres	39,075.91	36,639.36
Water withdrawal - Seawater / desalinated water	kilolitres	-	-
Water withdrawal – Others	kilolitres	-	-
Total volume of water withdrawal	kilolitres	1,18,608.91	1,20,571.86
Total volume of water Consumption	kilolitres	1,18,608.91	1,20,571.86
Water intensity per rupee of turnover	kilolitres/ Cr INR	27.50	29.37
<b>Water intensity per rupee of turnover adjusted for Purchasing Power Parity (PPP) (Total water consumption / Revenue from operations adjusted for PPP)</b>		60.98	66.32

Note: Indicate if any independent assessment/ evaluation/assurance has been carried out by an external agency? (Y/N) If yes, name of the external agency. No

3. Provide the following details related to water discharged:

Parameters	Units	Value in FY 2023-24	Value in FY 2022-23
(i) To Surface water			
- No treatment	kilolitres	-	-
- With treatment – Secondary Treatment	kilolitres	4975.00	4739.00
(ii) To Groundwater			
- No treatment	kilolitres	-	-
- With treatment - Please specify level of treatment	kilolitres	-	-
(iii) Into Seawater			
- No treatment	kilolitres	-	-
- With treatment - Please specify level of treatment	kilolitres	-	-
(iv) Sent to third-parties			
- No treatment	kilolitres	-	-
- With treatment - Primary Treatment	kilolitres	11.00	9.00
(v) Others			
- No treatment	kilolitres	-	-
- With treatment - Please specify level of treatment	kilolitres	-	-
<b>Total Water discharged (in kilolitres)</b>		<b>4986.00</b>	<b>4748.00</b>

Note: Indicate if any independent assessment/ evaluation/assurance has been carried out by an external agency? (Y/N) If yes, name of the external agency. No



5. **Has the entity implemented a mechanism for Zero Liquid Discharge? If yes, provide details of its coverage and implementation.**

Yes, Necessary actions and initiatives have taken across all major manufacturing units to conserve, reuse, and recycle water, thus ensuring ZLD (Zero Liquid Discharge). The manufacturing units are well equipped with STP (Sewage treatment plants), ETP (Effluent Treatment Plants) and wastewater treatment units to treat wastewater to a usable quality of water. The treated water is used in process, gardening and flushing purpose within the premises.

**Coverage:** Major Manufacturing Units: The ZLD mechanism has been deployed across all major manufacturing facilities within the entity.

6. **Please provide details of air emissions (other than GHG emissions) by the entity, in the following format:**

Parameters	Units	Value in FY 2023-24	Value in FY 2022-23
NOx (MT)	Metric tonnes	0.18	0.19
SOx (MT)	Metric tonnes	1.59	1.73
Particulate matter (PM) (MT)	Metric tonnes	4.31*	1.01
Persistent organic pollutants (POP)	NA	NA	NA
Volatile organic compounds (VOC)	NA	NA	NA
Hazardous air pollutants (HAP)	NA	NA	NA
Others – please specify	–	–	–

**Note:** \*The Air emission was calculated for few factories for FY 2022-23. However, the same has been considered to all the factories for FY 2023-24.

**Note:** Indicate if any independent assessment/ evaluation/assurance has been carried out by an external agency? (Y/N) If yes, name of the external agency. No

7. **Provide details of greenhouse gas emissions (Scope 1 and Scope 2 emissions) & its intensity, in the following format:**

Parameters	Units	Value in FY 2023-24	Value in FY 2022-23
<b>Total Scope 1 emissions (Break-up of the GHG into CO2, CH4, N2O, HFCs, PFCs, SF6, NF3, if available)</b>	Metric tonnes of CO2 equivalent	5,971.18*	2,929.90
<b>Total Scope 2 emissions (Break-up of the GHG into CO2, CH4, N2O, HFCs, PFCs, SF6, NF3, if available)</b>	Metric tonnes of CO2 equivalent	20,551.78*	6,887.39
<b>Total Scope 1+ 2</b>	Metric tonnes of CO2 equivalent	26,522.96*	9,817.29
<b>Total Scope 1 + 2 Emission Intensity</b>	Metric Tonnes of CO2e / Cr	6.15	2.39
<b>Total Scope 1 + 2 Emission Intensity per rupee of turnover adjusted for Purchasing Power Parity (PPP) (Total Scope 1 + 2 Emission Intensity / Revenue from operations adjusted for PPP)</b>		<b>13.64</b>	<b>5.40</b>

**Note:** \*The GHG emission was calculated for the factories of home appliances business for FY 2022-23. However, the same has been considered to all the factories for FY 2023-24.

Indicate if any independent assessment/ evaluation/assurance has been carried out by an external agency? (Y/N) If yes, name of the external agency. No

8. **Does the entity have any project related to reducing Green House Gas emission? If Yes, then provide details.**

Yes, the Company has made significant strides to reduce dependency on non-renewable source of energy by signing PPA and installing solar panels on the factory roof for some of the manufacturing units, the company utilises about 26% of the energy demand from renewable sources. Apart from the RE, the Company is continuously improving the energy efficiencies of the manufacturing units.

9. Provide details related to waste management by the entity, in the following format :

Parameters	FY 2023-24	FY 2022-23
<b>Total Waste generated (in metric tonnes)</b>		
Plastic waste (A)	79.36	70.65
E-waste (B)	141.52	122.63
Bio-medical waste (C)	0.08	0.11
Construction and demolition waste (D)	-	-
Battery waste (E)	15.23	3.88
Radioactive waste (F)	-	-
Other Hazardous waste. Please specify, if any. (G) (Chemical Sludge from Spent Acid liquor, used/spent oil)	42.33	61.14
Other Non-hazardous waste generated (H). <i>Please specify, if any. (Break-up by composition i.e. by materials relevant to the sector)</i>	22,461.42*	2,851.9
<b>Total (A+B + C + D + E + F + G+ H)</b>	<b>22,739.94*</b>	<b>3,110.31</b>
<b>Waste intensity per rupee of turnover (Total waste generated/Revenue from operations) (in MT/ Cr)</b>	5.27	0.75
<b>Waste intensity per rupee of turnover adjusted for Purchasing Power Parity (PPP) (Total waste generated / Revenue from operations adjusted for PPP) (in Metric Tonnes/million USD)</b>	11.69	1.71
<b>For each category of waste generated, total waste recovered through recycling, re-using or other recovery operations (in metric tonnes)</b>		
<b>Category of waste</b>		
(i) Recycled	22,719.30*	3,051.85
(ii) Re-used	0.00	22.14
(iii) Other recovery operations	3.36	4.36
<b>Total</b>	<b>22,722.66*</b>	<b>3,078.35</b>
<b>For each category of waste generated, total waste disposed by nature of disposal method (in metric tonnes)</b>		
<b>Category of waste</b>		
(i) Incineration	2.68	1.23
(ii) Landfilling	6.71	12.34
(iii) Other disposal operations	7.89	18.39
<b>Total</b>	<b>17.28</b>	<b>31.96</b>

**Note:** \*The non-hazardous waste generated has been provided for all the factories for FY 2023-24.

Indicate if any independent assessment/ evaluation/assurance has been carried out by an external agency? (Y/N) If yes, name of the external agency. No

10. **Briefly describe the waste management practices adopted in your establishments. Describe the strategy adopted by your Company to reduce usage of hazardous and toxic chemicals in your products and processes and the practices adopted to manage such wastes.**

A comprehensive waste management program is in place to manage waste efficiency. We have adopted 3R principle - Reduce, reuse, recycle towards waste management across the plants and offices. As a process of reclaiming the end-of-life products, EPR (Extended Producer Responsibility) is implemented for recycling of the e-waste, plastic

packaging waste. Where recyclers and PRO (Producer Responsibility Organizations) are nominated to collect and recycle the waste.

11. **If the entity has operations/offices in/around ecologically sensitive areas (such as national parks, wildlife sanctuaries, biosphere reserves, wetlands, biodiversity hotspots, forests, coastal regulation zones etc.) where environmental approvals / clearances are required, please specify details in the following format:**

None of our manufacturing units are in/around ecological sensitive areas.

12. **Details of environmental impact assessments of projects undertaken by the entity based on applicable laws, in the current financial year:**

Since we don't have our plants at ecological sensitive areas, we have not initiated environmental impact assessments in the current financial year.

13. **Is the entity compliant with the applicable environmental law/ regulations/ guidelines in India; such as the Water (Prevention and Control of Pollution) Act, Air (Prevention and Control of Pollution) Act, Environment protection act and rules thereunder (Y/N). If not, provide details of all such non-compliances, in the following format:**

Yes, the entity is compliant with all the applicable regulations.

**PRINCIPLE 7 – Businesses, when engaging in influencing public and regulatory policy, should do so in a manner that is responsible and transparent**

**Essential Indicators**

1. a. **Number of affiliations with trade and industry chambers/ associations.**  
The company has 10 active affiliations with trade, industry/ chambers associations.
- b. **List the top 10 trade and industry chambers/ associations (determined based on the total members of such body) the entity is a member of/ affiliated to.**

Sr. No	Name of the trade and industry chambers/ associations	Reach of trade and industry chambers/ associations(State/National)
1	Confederation of Indian Industry (CII)	National
2	Federation of India Chambers of Commerce and Industry (FICCI)	National
3	Manufacturing Association of IT (MAIT)	National
4	Consumer Electronics and Appliances Manufacturing Association (CEAMA)	National
5	Refrigeration and Air-conditioning Manufacturers Association (RAMA)	National
6	Verna Industrial Association (VIA)	State
7	Goa State Industries Association	State
8	Goa Chamber of Commerce & Industry (GCCCI)	State
9	Automotive Component Manufacturers Association of India (ACMA)	National
10	Society of Indian Automobile Manufacturer(SIAM)	National

2. **Provide details of corrective action taken or underway on any issues related to anti-competitive conduct by the entity, based on adverse orders from regulatory authorities.** – There were no cases of anti-competitive conduct during the reporting period.

**PRINCIPLE 8 – Businesses should promote inclusive growth and equitable development**

**Essential Indicators**

1. **Details of Social Impact Assessments (SIA) of projects undertaken by the entity based on applicable laws, in the current financial year.** – Not Applicable
2. **Provide information on project(s) for which ongoing Rehabilitation and Resettlement (R&R) is being undertaken by your entity, in the following format:** Not Applicable
3. **Describe the mechanisms to receive and redress grievances of the community.**
  - All agreements between the Company and the stakeholders, contain clauses on handling of grievances, disputes etc.

4. **Percentage of input material (inputs to total inputs by value) sourced from suppliers:**

	FY 2023-2024	FY 2022-2023
Directly sourced from MSMEs/ small producers (%)	26.90%	31.69%
Sourced directly from within India (%)	78.80%	74.10%

5. **Job creation in smaller towns – Disclose wages paid to persons employed (including employees or workers employed on a permanent or non-permanent / on contract basis) in the following locations, as % of total wage cost:**

Location	FY 2023-2024	FY 2022-2023
Rural	12.69%	15.75%
Semi-Urban	42.95%	38.67%
Urban	10.26%	7.31%
Metropolitan	34.10%	38.27%

\*(Place to be categorized as per RBI Classification System - rural / semi-urban / urban / metropolitan)

**PRINCIPLE 9 – Businesses should engage with and provide value to their consumers in a responsible manner:**

**Essential Indicators**

1. **Describe the mechanisms in place to receive and respond to consumer complaints and feedback.**  
A well-established system is in place to for dealing with customer complaints and feedback.
  - Customers can reach us from multiple channels through email, sms, website, toll free number, and social media platforms.
  - The company have a dedicated customer response cell to respond to the queries and feedback.
  - On receipt of the complete details, complaints will be registered in the CRM system.
  - Post registering the service request, it is automatically assigned to the concerned branches/ franchises.
  - An auto lead is generated from the concerned branch/ franchise to an outbound team, who will reach out to the customers within 24 hours and take appropriate action to arrest the issue
  - This also provides opportunity to avoid reoccurrence of identical complaints.

Periodically, customer’s survey/ reviews are conducted by meeting the customers physically and virtually to understand the customer habits, expectations and suggestions.

2. Turnover of products and/ services as a percentage of turnover from all products/service that carry information about:

	As a percentage to total turnover
Environmental and social parameters relevant to the product	71%
Safe and responsible usage	100%
Recycling and/or safe disposal	80%

3. Number of consumer complaints in respect of the following:

	FY 2023-2024			FY 2022-2023		
	Received during the year	Pending resolution at end of year	Remarks	Received during the year	Pending resolution at end of year	Remarks
Data privacy						
Advertising						
Cyber-security						
Delivery of essential services						
Restrictive Trade Practices						
Unfair Trade Practices						
Others						

4. Details of instances of product recalls on account of safety issues:

	Numbers	Reasons for Recalls
Voluntary recalls	-	Zero Product recalls during the reporting period FY 2023-24
Forced recalls	-	

5. Does the entity have a framework/ policy on cyber security and risks related to data privacy? (Yes/No) If available, provide a web-link of the policy. Yes – [www.ifbindustries.com](http://www.ifbindustries.com)

6. Provide details of any corrective actions taken or underway on issues relating to advertising, and delivery of essential services; cyber security and data privacy of customers; re-occurrence of instances of product recalls; penalty/action taken by regulatory authorities on safety of products/services.

There were no complains on issues relating to the advertising and delivery of essential services, cyber security, and data privacy of customers during the year.

7. Provide the following information relating to data breaches:

- Number of instances of data breaches  
Nil
- Percentage of data breaches involving personally identifiable information of customers  
Nil
- Impact, if any, of the data breaches  
Nil

For and on behalf of the Board of Directors

Place : Kolkata  
Date : 28th May 2024

**Bikramjit Nag**  
(DIN: 00827155)  
Chairman

Form AOC-1

(Pursuant to first proviso to sub-section (3) of section 129 read with rule 5 of Companies (Accounts) Rules, 2014)

**Statement containing salient features of the financial statement of  
subsidiaries or associate companies or joint ventures**

**Part A Subsidiaries**

Rs. In Crores

Sl. No.	1	2
Name of the subsidiary	<b>Global Automotive &amp; Appliances Pte Limited</b>	<b>Thai Automotive &amp; Appliances Ltd</b>
The date since when subsidiary was acquired	13 July 2017	13 July 2017
Reporting period for the subsidiary concerned, if different from the holding company's reporting period.	Same as holding company i.e., 31 March, 2024	Same as holding company i.e., 31 March, 2024
Reporting currency	U.S. Dollar	Thai Bhatt
Exchange rate as on the last date of the relevant Financial year in the case of foreign subsidiaries.	83.40	2.29
Share capital	29.76	27.63
Reserves and surplus	20.41	(8.28)
Total assets	62.45	33.29
Total Liabilities	12.28	13.94
Investments (excluding investments made in subsidiaries)	-	-
Turnover	65.41	63.14
Profit before taxation	6.67	0.64
Provision for taxation	1.06	0.09
Profit after taxation	5.61	0.55
Proposed Dividend	-	-
Extent of shareholding (in percentage)	100%	100%

**Notes :**

1. There are no subsidiaries which are yet to commence operations
2. There are no subsidiaries which have been liquidated or sold during the year.

**Part B : Associates and Joint Ventures**

**Statement pursuant to Section 129 (3) of the Companies Act, 2013 related to Associate Companies and Joint Ventures**

Name of Associate	IFB Refrigeration Limited
1. Latest audited Balance Sheet Date	31 March, 2024
2. Date on which the Associate was associated or acquired	26 December, 2022
3. Shares of Associate held by the company on the year end No.	9,70,00,000 shares
Amount of Investment in Associate	Rs. 97.00 crores
Extend of Holding %	41.40%
4. Description of how there is significant influence	Controls more than 20% of the total share capital
5. Reason why the associate is not consolidated	Consolidated
6. Networth attributable to Shareholding as per latest audited Balance Sheet	Rs. 64.89 crores
6. Loss for the year	Rs. 59.63 crores
i. Considered in Consolidation	Rs. 24.16 crores (Share of loss for the year amounting to Rs. 24.69 crores adjusted with dilution gain amounting to Rs. 0.53 crores)
ii. Not Considered in Consolidation	Rs. 35.47 crores

There are no joint ventures as at 31 March, 2024

**Notes :**

1. There are no associates or joint ventures which are yet to commence operations.
2. There are no associates or joint ventures which have been liquidated or sold during the year.

For and on behalf of the Board of Directors

**Bikramjit Nag**  
(DIN : 00827155)  
*Chairman*

**Rajshankar Ray**  
(DIN: 3498696)  
*Managing Director and Chief Executive Officer*  
Home Appliances Division

**P H Narayanan**  
(DIN:10158148)  
*Managing Director*  
Engineering Division

**Soumitra Goswami**  
*Chief Financial Officer*

**Ritesh Agarwal**  
(A17266)  
*Company Secretary*

Place : Kolkata  
Date : 28 May 2024

ANNEXURE - H

**KEY FINANCIAL RATIOS**

[Pursuant to Schedule V(B) to the Securities and Exchange Board of India (Listing Obligations and Disclosure Requirements) Regulations, 2015]

**Key Financial Ratios for the Company:**

Sl. No.	Particulars	FY 2023-24	FY 2022-23
i)	Debtors Turnover (no of days)	39	37
ii)	Inventory Turnover (no of days)	37	42
iii)	Interest Coverage Ratio (No of times) <sup>1</sup>	8.67	6.28
iv)	Current Ratio	1.13	1.09
v)	Debt Equity Ratio (No of times) <sup>2</sup>	0.09	0.30
vi)	Operating Profit Margin (%) <sup>3</sup>	2.72	1.54
vii)	Net Profit Margin (%) <sup>3</sup>	1.59	0.42
viii)	Return on Net worth (%) <sup>3</sup>	9.49	2.63

**Notes :**

- Earnings before depreciation, interest and tax (EBDITA) has increased due to higher income and decrease in material cost as a % of income. EBDITA being the numerator for the Interest Coverage Ratio, hence the increase in the ratio.
- Debt Equity Ratio has reduced due to repayments of borrowings and increase in equity (mainly attributable to profit for the year)
- The Operating Profit Margin, Net Profit Margin and Return on Net worth have increased due to increase in profits for the year for reasons stated in (1) above.

For and on behalf of the Board of Directors

Place : Kolkata  
Date : 28th May 2024

**Bikramjit Nag**  
(DIN: 00827155)  
*Chairman*



## REPORT ON CORPORATE GOVERNANCE

[Pursuant to Securities and Exchange Board of India (Listing Obligations and Disclosure Requirements) Regulations, 2015 (hereinafter referred as “SEBI LODR”)]

### 1) Company’s philosophy on code of Governance

IFB Industries Limited (“the Company”) is committed to good Corporate Governance. The Company fully realizes the rights of its shareholders to information on the performance of the Company and considers itself a trustee of its shareholders. The Company is of the view that good Corporate Governance is an optimum mix of regulatory compliances as well as voluntary disclosures and practices.

The Company is focused on attaining the highest levels of transparency, fairness, accountability and integrity in its dealings with all the constituents of its business i.e., the stakeholders. Towards this end, substantial disclosures on the Board of Directors and its Committees, financial and stock performance has been made in this Annual Report.

### 2) Board of Directors

#### A) Composition of the Board of Directors as on 31 March 2024 is as follows:

The Board of Directors of the Company had an optimum combination of Executive, Non-Executive and Independent Directors. The Composition of the board as on 31 March 2024 is as per “SEBI LODR”.

Category	No. of Directors	%
Executive Directors	5*	38.46
Non-Executive & Independent Directors	7	53.85
Non-Executive & Non-Independent Director	1	7.69
<b>Total</b>	<b>13</b>	<b>100.00</b>

\* Mr. Prabir Chatterjee, Director and CFO retired w.e.f. 01 April, 2024.

#### B) Particulars of Directorships & Committee Chairmanship/Membership of other Companies & Attendance at the Board Meetings & Last AGM held on 31 July 2023

Name	Category	No. of Board Meetings attended during 2023-24	Last AGM Attended	No. of Directorships in other Indian Public Limited Companies as on 31 March 2024*		No. of Committee position held in other Indian Public Limited Companies as on 31 March 2024**		Directorship in other listed entity (Category of Directorship)
				Chairman	Member	Chairman	Member	
Mr. Bijon Bhushan Nag <sup>1</sup> (Executive Chairman)	Executive, Non-Independent	2	No	-	-	-	-	-
Mr. Bikramjit Nag <sup>2</sup> , Chairman	Executive, Non-Independent	7	Yes	1	1	-	-	IFB Agro Industries Limited - Joint Executive Chairman, Non-Independent
Mr. Prabir Chatterjee <sup>3</sup>	Executive, Non-Independent	8	Yes	-	1	-	-	-
Mr. Sudip Banerjee	Non-Executive, Non-Independent	8	Yes	-	2	-	3	1. Kesoram Industries Limited (Non-Executive, Independent) 2. L & T Technology Services Limited (Non-Executive, Independent)

Name	Category	No. of Board Meetings attended during 2023-24	Last AGM Attended	No. of Directorships in other Indian Public Limited Companies as on 31 March 2024*		No. of Committee position held in other Indian Public Limited Companies as on 31 March 2024**		Directorship in other listed entity (Category of Directorship)
				Chairman	Member	Chairman	Member	
Dr. Rathindra Nath Mitra	Non-Executive, Independent	8	Yes	-	1	-	1	-
Ms. Sangeeta Shankaran Sumesh	Non-Executive, Independent	8	Yes	-	4	1	2	Updater Services Limited
Mr. Rahul Choudhuri	Non-Executive, Independent	6	Yes	-	-	-	-	-
Mr. Ashok Bhandari	Non-Executive, Independent	8	Yes	1	6	1	6	1. Maharashtra Seamless Limited (Non - Executive, Independent) 2. N.B.I. Industrial Finance Company Ltd. (Non-Executive, Independent) 3. Rupa & Company Limited (Non-Executive, Independent) 4. Skipper Limited (Non-Executive, Independent)
Mr. Chacko Joseph	Non-Executive, Independent	8	Yes	-	1	1	1	-
Mr. P. H. Narayanan <sup>†</sup>	Executive, Non-Independent	4	Yes	-	-	-	-	-
Mr. Raj Shankar Ray	Executive, Non-Independent	7	Yes	-	-	-	-	-
Mr. Amar Singh Negi	Executive, Non-Independent	8	Yes	-	-	-	-	-
Mr. Biswadip Gupta	Non-Executive, Independent	8	No	1	3	2	-	Vesuvius India Ltd. (Non-Executive Independent Chairman)
Mr. Harsh Vardhan Sachdev <sup>‡</sup>	Executive, Non-Independent	2	No	-	-	-	-	-
Mr. Desh Raj Dogra	Non-Executive, Independent	8	Yes	-	5	3	1	1. S Chand and Company Limited (Non-Executive, Independent) 2. Capri Global Capital Limited (Non-Executive, Independent) 3. Axiscades Technologies Limited (Non-Executive, Independent) 4. G R Infra Projects Ltd. (Non-Executive, Independent)

\* Number includes only public limited companies as per Companies Act, 2013.

\*\* Only Membership/ Chairmanship of Audit Committee, Stakeholders Relationship Committee have been considered.

1. Passed away on 28th January, 2024.
2. Redesignated and appointed as Chairman w.e.f. 1st February, 2024
3. Retired as Director and CFO w.e.f. 1st April, 2024.
4. Appointed as Managing Director -Engg. Division w.e.f. 23rd November, 2023.
5. Resigned w.e.f. 24th July, 2023.

- None of the Directors held directorship in more than 10 Public Limited Companies and/or were members of more than 10 committees or acted as Chairman of more than 5 committees across all the Indian Public Limited Companies in which they were Directors.
- None of the Directors served as Director in more than 7 listed Companies.
- None of the Independent Directors served as an Independent Director in more than 7 listed Companies.
- No Director is related to any other Director on the Board in terms of the definition of "Relative" given under the Companies Act, 2013.
- No shares or any other convertible instrument is held by any Non-Executive Director during the year.

The information was made available to the Board of Directors as mentioned under Regulation 17(7) read with Part A of Schedule II of the Listing Regulations. The Board periodically reviews compliance reports of all laws applicable to the Company.

There was no instance of non-acceptance of any recommendation of any Committee of the Board which was mandatorily required.

**C) Board Meetings held in the financial year 2023-2024**

The Board meets at least once in a quarter in order to consider amongst other business, the quarterly performance of the Company and its financial results. The gap between any two meetings does not exceed 120 days.

During the year under review 8 meetings were held on following dates:

24 April 2023, 27 May 2023, 28 July 2023, 2 November 2023, 15 January 2024, 25 January 2024, 1 February 2024 and 30 March 2024.

**D) Independent Directors**

The Company has complied with the definition of Independent Director ("IDs") as per "SEBI LODR" and according to the Provisions of section 149(6) Companies Act, 2013. The Company has also obtained declarations from all the Independent Directors pursuant to section 149(7) of the Companies Act, 2013. In terms of Regulation 25(8) of the SEBI Listing Regulations, they have confirmed that they are not aware of any circumstance or situation which exists or may reasonably be anticipated that could impair or impact their ability to discharge their duties. Based on the declarations received from the Independent Directors, the Board of Directors has confirmed that they meet the criteria of independence as mentioned under Section 149 of the Act and Regulation 16(1)(b) of the SEBI Listing Regulations and that they are independent of the management. Further, the IDs have in terms of Section 150 of the Act read with Rule 6 of the Companies (Appointment & Qualification of Directors) Rules, 2014, confirmed that they have enrolled themselves in the Independent Directors' Databank maintained with the Indian Institute of Corporate Affairs.

**i) Training of Independent Directors:**

Whenever new Non-executive and Independent Directors are inducted on the Board they are introduced to the Company's culture through appropriate session and they are also introduced to the organization structure, the business, constitution, board procedures, the major risks and management strategy.

The appointment letters of Independent Directors have been placed on the Company's website at <http://ifbindustries.com/financial.php>.

**ii) Performance Evaluation of Board, its committees and individual Directors:**

During the year, the Board evaluated the performance of its committees and individual directors. All

the Directors are eminent personalities having wide experience in the field of business, industry and administration. Their presence on the Board is advantageous and fruitful in taking business decisions.

**iii) Separate Meeting of the Independent Directors:**

The Independent Directors held a Meeting on 23 March 2024, without the attendance of Non-Independent Directors and members of Management. All Independent Directors were present at the meeting.

**iv) Familiarisation program for Independent Directors:**

The familiarisation of the Independent Directors is done by the Managing Director/ Executive Director / Sr. Management Personnel who conducts programmes and give presentation to familiarise the Independent Directors with the operations and functioning of the Company.

Such presentation/programs enable the Independent Directors to directly interact with senior executives of the Company and help them to know Company's strategy, business model, product, market, finance, human resource, technology and such other areas as may arise from time to time. Presentations cover quarter/annual results, budgets, policies, internal audit reports, cost audit reports etc.

The presentation/ program familiarizes the Independent Directors with their role, rights and responsibilities specified under the Companies Act and the "SEBI LODR". The Web link of the familiarization programme is given under the official website of the Company at <http://www.ifbindustries.com>.

The Company is also conducting familiarisation program whenever a new Independent Director is inducted on the Board of the Company.

**E) Code of conduct**

The Board of the Company has laid down a code of conduct for all Board members and for its employees including Senior Management of the Company. The Code of Conduct is available on the website of the Company at <http://www.ifbindustries.com>. All Board members and Senior Management personnel have affirmed compliance with the Code of Conduct for Board and senior management for the financial year 2023-24.

In compliance with the SEBI (Prohibition of Insider Trading) Regulations, 2015 (SEBI Insider Trading Regulations) as amended from time to time the Company has adopted the Code of Conduct for Prevention of Insider Trading and the Code of Conduct for Corporate Disclosure Practices ('Insider Trading Code'). All Directors, employees, designated persons and their relatives, who could have access to unpublished price sensitive information of the Company are governed by this Insider Trading Code. Company Secretary is the Compliance Officer in terms of the Insider Trading Code.

**F) Skills/Expertise/Competencies of Board of Directors**

The Board composition is evenly poised between members specialized in technical & commercial fields. The specialized skills/ experience of Board Members are given hereunder:-

**1. Mr. Bikramjit Nag, Chairman**

Mr. Bikramjit Nag, a BBA from Richmond College, U.K. His area of core competency includes strategic business management, controls, planning, marketing, legal matters etc.

**2. Mr. Sudip Banerjee, Non-Executive Director**

Mr. Sudip Banerjee graduated in Economics (Hons.) from Sri Ram College of Commerce, New Delhi and obtained Diploma in Management from AIMA. Mr. Banerjee is having rich exposure in functions like business development, operations, technology, H.R, IT services, acquisitions etc.

**3. Dr. Rathindra Nath Mitra, Independent Director**

Dr. Rathindra Nath Mitra is a B.Sc. (Hons.) from IIT Kharagpur, M. Sc., DIIT from IIT Kharagpur and also a Ph. D from IIT Kharagpur. He is specialized in process development and IT System etc.

**4. Mr. Ashok Bhandari, Independent Director**

Mr. Ashok Bhandari, a Chartered Accountant and his key areas of competency includes fund management, negotiation with banks, government, JV partners, technology and equipment suppliers, etc.

5. **Ms. Sangeeta Sumesh, Independent Director**

Ms. Sangeeta Sumesh has done her graduation in commerce from the University of Madras. She is a qualified Chartered Accountant, Cost Accountant and also a Certified Public Accountant from Botswana Institute of Accountants. She also has undergone Executive Education in Organizational leadership from Harvard Business School. She is a credentialed coach from International Coaching Federation. She got comprehensive experience in diversified areas including cost & management Controls, financials analysis, strategic management, CSR activities, corporate governance, risk management, operations management etc.

6. **Mr. Chacko Joseph, Independent Director**

Mr. Chacko Joseph, a qualified Chartered Accountant with 39 years rich experience in overseeing financial operations encompassing financial reporting, strategic financial reporting, project financing, budgeting, finance & accounting, auditing, international business and system implementations etc.

7. **Mr. Rahul Choudhuri, Independent Director**

Mr. Rahul Choudhuri Hons. Graduate from Presidency College, Kolkata, Certified Associates of Indian Institute of Banking, Mumbai. His key area of competency includes management of forex risk, treasury management, working capital management, investments etc.

8. **Mr. Prabir Chatterjee, Whole -time Director and Chief Financial Officer**

Mr. Prabir Chatterjee, a B. Sc & qualified Cost Accountant and his core area of competency includes management accounting, financial accounting, budgeting, control, financial analysis etc.

9. **Mr. Raj Shankar Ray, Managing Director & CEO – Appliances Division**

Mr. Rajshankar Ray is B. Tech, Mechanical Engg., IIT, Kharagpur. He has more than 31 years of experience in areas like operations, sales etc.

10. **Mr. Amar Singh Negi, Executive Director – Service Business Head**

Mr. Amar Singh Negi is four years post diploma in Electrical Engg. from YMCA Institute of Engineering Faridabad in 1982, specialization in Electrical Machines and Power apparatus. He has more than 40 years of experience.

11. **Mr. Biswadip Gupta, Independent Director**

Mr. Biswadip Gupta is a BE (Metallurgy) and MBA (Marketing) and has more than 46 years experience in steel and refractory industry, projects, risk management etc.

12. **Mr. Desh Raj Dogra, Independent Director**

Mr. Desh Raj Dogra is Bachelor's and Master's in Agriculture from Himachal Pradesh University and MBA from Faculty of Management Studies, University of Delhi. He is a certified associate of the Indian Institute of Bankers. He has over 40 years of experience in the financial sector in the areas of banking and credit rating.

13. **Mr. P.H. Narayanan, Managing Director- Engineering Division**

Mr. Panamanna Hariharan Narayanan is a graduate in B. Sc. (Mathematics) from Madras University and completed his B. Tech, (Production Technology) from MIT and finally completed Masters of Science (Manufacturing Systems Engineering) from Warwick, UK. He is an expert in the field of production, quality and Business Administration.

**G) Confirmation**

The Board of Directors of the Company confirmed that the Independent Directors of the Company fulfill the conditions specified in the SEBI (LODR) Regulations, 2015 and they are Independent of the management as on 31 March 2024.

### 3. Audit Committee

#### A) Terms of Reference

The Audit Committee is responsible for reviewing with the management the financial statements and adequacy of internal audit function and to discuss significant internal audit findings. The Committee acts as a link between the management, external and internal auditors and the Board of Directors of the Company. The broad terms of reference of this Committee cover the matters specified for Audit Committees under section 177 of the Companies Act, 2013 as well as "SEBI LODR":

- i) Overview of the Company's financial reporting processes and financial information disclosure;
- ii) Review with the Management, the annual and quarterly financial statements before submission to the Board; matters to be included into the Director Responsibility Statement;
- iii) Monitoring the auditor's independence and performance, and effectiveness of audit process;
- iv) Review with the Management, the Internal and External Audit Reports and the adequacy of internal control systems and risk management systems;
- v) Review the adequacy and effectiveness of accounting and financial controls of the Company, compliance with the Company's policies and applicable laws and regulations;
- vi) Review the functioning of the Whistle Blower Mechanism;
- vii) Recommending the appointment and removal of External Auditors and fixation of remuneration and of audit terms;
- viii) To approve transaction of the Company with related parties.
- ix) Review of utilisation proceeds raised from Public/Right issue.

#### B) Composition, Name of members, Number of meetings, Chairman and attendance of the Audit Committee during the financial year 2023-24:

Name of Members	Category	Member/ Chairman	No. of Meetings held	No. of Meetings attended
Dr. Rathindra Nath Mitra	Independent Director	Chairman	5	5
Mr. Ashok Bhandari	Independent Director	Member	5	5
Ms. Sangeeta Sumesh	Independent Director	Member	5	5
Mr. Chacko Joseph	Independent Director	Member	5	5
Mr. Prabir Chatterjee	Executive Director	Member	5	5

- The Company Secretary acted as the 'Secretary' to the Audit Committee.
- The Chairman of the Audit Committee is an Independent Director.
- Mr. Prabir Chatterjee retired with effect from 1st April, 2024.

#### C) No. of Meetings held during the year

During the year under review five meetings were held of the members of the Committee which are as follows: 27 May 2023, 28 July 2023, 2 November 2023, 25 January 2024 and 30 March 2024.

M/s Deloitte Haskins & Sells, Statutory Auditors and Internal Auditors of the Company were invited to attend the Audit Committee Meetings.

The Minutes of the Audit Committee are circulated to all the members of the Committee.

### 4. Nomination and Remuneration Committee:

#### A) Terms of reference :

This Committee identifies the persons, who are qualified to become Directors of the Company/who may be appointed in Senior Management in accordance with the criteria laid down, recommend to the Board their appointment and removal and also carries out evaluation of the performance of the board, its committees and each director's performance. The Committee also formulate the criteria for determining qualifications, positive

attributes, independence of the Directors and recommend to the Board a Policy, relating to the remuneration for the Directors, Key Managerial Personnel and other employees. The Committee periodically reviews the succession planning process of the Company.

**B) Composition, Name of members, Number of meetings, Chairperson and attendance of the Nomination and Remuneration Committee during the financial year 2023-24:**

Name of Members	Category	Member/Chairman	No. of Meetings held	No. of Meetings attended
Mr. Ashok Bhandari	Independent Director	Chairman	5	5
Mr. Rahul Choudhuri	Independent Director	Member	5	4
Mr. Sudip Banerjee	Non-Executive, Non-Independent Director	Member	5	5
Ms. Sangeeta Shankaran Sumesh	Independent Director	Member	5	5

**C) No. of meetings held during the year**

During the year under review five meetings were held on 24 April 2023, 27 May 2023, 2 November 2023, 1 February 2024 and 30 March 2024.

**D) Nomination and Remuneration Policy:**

The Nomination and Remuneration policy may be referred to at the Company's official website at the web link [http://ifbindustries.com/nomination\\_remuneration\\_policy.php](http://ifbindustries.com/nomination_remuneration_policy.php).

**E) Remuneration paid or payable to Directors for the year ended 31 March 2024 are as follows:**

(Amount in Rs.)

Name of Director	Sitting Fees	Salary & Perquisites	Total
Mr. Bijon Bhushan Nag <sup>1</sup>	-	1,42,05,216	1,42,05,216
Mr. Bikramjit Nag <sup>2</sup>	-	60,66,353	60,66,353
Mr. Prabir Chatterjee <sup>3</sup>	-	1,53,58,735	1,53,58,735
Mr. Rajshankar Ray	-	1,50,32,166	1,50,32,166
Mr. P.H.Narayanan <sup>4</sup>	-	44,79,716	44,79,716
Mr. Amar Singh Negi	-	1,24,97,630	1,24,97,630
Mr. Harsh Vardhan Sachdev <sup>5</sup>	-	39,89,542	39,89,542
Mr. Sudip Banerjee	1,070,000	-	10,70,000
Dr. Rathindra Nath Mitra	1,250,000	-	12,50,000
Ms. Sangeeta Shankaran Sumesh	1,210,000	-	12,10,000
Mr. Rahul Choudhuri	960,000	-	9,60,000
Mr. Ashok Bhandari	1,390,000	-	13,90,000
Mr. Chacko Joseph	1,140,000	-	11,40,000
Mr. Desh Raj Dogra	760,000	-	7,60,000
Mr. Biswadip Gupta	810,000	-	8,10,000
<b>Total</b>	<b>85,90,000</b>	<b>7,16,29,358</b>	<b>8,02,19,358</b>

1. Passed away on 28th January, 2024.

2. Resigned and appointed as Chairman w.e.f. 1st February, 2024

3. Retired as Director and CFO w.e.f. 1st April, 2024.

4. Appointed as Managing Director -Engg. Division w.e.f. 23rd November, 2023.

5. Resigned w.e.f. 24th July, 2023.

- No severance fee is payable, no stock option has been given & no performance bonus is granted.

- Other than sitting fees and expenses paid for rendering professional services, there is no other pecuniary relationship or transactions with any of the Non – executive Directors of the Company.

- Remuneration excludes retirement/terminal benefits paid during the year.

**5. Corporate Social Responsibility (CSR) Committee**

**A) Terms of reference**

The Committee formulates and recommend to the Board a CSR Policy. The Committee framed a mechanism for implementation of CSR projects or programs or activities undertaken by the Company and also monitors CSR Policy from time to time. This policy has been placed in the website of the company at the weblink [http://ifbindustries.com/csr\\_policy.php](http://ifbindustries.com/csr_policy.php)

**B) No of meetings held during the year**

During the year the Committee has one meeting i.e., on 22 September 2023.

**C) Composition, Name of Members and Attendance**

The CSR Committee of the Company consists of Non-Executive, Independent and Executive Director

Name of Director	Category	Position	No of Meetings held	No of Meetings attended
Mr. Sudip Banerjee	Non-Executive Director	Chairman	1	1
Mr. Ashok Bhandari	Independent Director	Member	1	1
Mr. Prabir Chatterjee*	Executive Director	Member	1	1

\* Mr. Prabir Chatterjee retired w.e.f. 1st April, 2024.

**6. Risk Management**

**A) Terms of reference**

The Committee formulates and recommend to the Board a Risk Management Policy. The primary objectives of the Committee are to assist the Board in the following:

- i. To assist the Board in fulfilling its responsibilities with regard to the identification, evaluation and mitigation of strategic, operational, and external environment risks.
- ii. To periodically assess risks to the effective execution of business strategy by reviewing key leading indicators in this regard.
- iii. To periodically review the risk management processes and practices of the Company and ensure that the Company is taking the appropriate measures to achieve prudent balance between risk and reward in both ongoing and new business activities.
- iv. To evaluate significant risk exposures of the Company and assess the Management's actions to mitigate the exposures in a timely manner.

**B) No of meetings held during the year**

During the year, the Committee had two meetings i.e., on 24 April 2023 and 1 October 2023.

**C) Composition, Name of Members and Attendance**

The Risk Management Committee of the Company consists of Non-Executive, Independent and Executive Director.

Name of Director	Category	Position	No of Meetings held	No of Meetings attended
Dr. Rathindra Nath Mitra	Independent Director	Chairman	2	2
Mr. Sudip Banerjee	Non-Executive Director	Member	2	2
Mr. Rahul Choudhuri	Independent Director	Member	2	2
Mr. Chacko Joseph	Independent Director	Member	2	2
Mr. Prabir Chatterjee <sup>1</sup>	Executive Director	Member	2	2
Mr. Raj Shankar Ray	Executive Director	Member	2	2
Mr. Harsh Vardhan Sachdev <sup>2</sup>	Executive Director	Member	2	1
Mr. Arup Das <sup>3</sup>	Member	Member	2	1

1. Retired w.e.f. 1st April, 2024.

2. Resigned w.e.f. 24th July, 2023.

3. Appointed w.e.f. 27th July, 2023



**7. Investors Grievance & Stakeholder's Relationship Committee:**

**A) Terms of reference:**

The terms of reference of the Committee includes the following:

- i. To review all complaints recorded in SCORES of SEBI and replies made to the same by the RTA/Company Secretary of the Company.
- ii. To receive report on all complaints recorded in SCORES of the Registrar and Share Transfer Agent and note the corrective actions taken by the Registrars.
- iii. To take action of all grievances and complaints lodged by stock exchange, shareholder associations and other bodies.
- iv. To review grievances of other Stakeholders of the Company given in their individual capacity.
- v. Overview activities relating to Share maintenance and related work.

**B) Composition and attendance of the Investors Grievance & Stakeholder's Relationship Committee during the financial year 2023-24:**

Name of Members	Executive/ Non-Executive	Member/Chairman	No. of Meetings held	No. of Meetings attended
Dr. Rathindra Nath Mitra	Independent	Chairman	8	8
Mr. Ashok Bhandari	Independent	Member	8	8
Mr. Prabir Chatterjee *	Executive	Member	8	8
Mr. Rahul Choudhuri	Independent	Member	8	7

\* Mr. Prabir Chatterjee retired w.e.f. 1st April 2024.

In view of compulsory trading of shares in dematerialized form and consequent lowering of volume of physical transfers there were very few complaints which were adequately addressed to at the level of the Compliance Officer and CB Management Services (P) Ltd., the Registrar & Shares Transfer Agent of the Company for shares both in physical and demat modes.

**C) No. of Meetings Held during the year**

During the year under review eight meetings were held on the following dates:

14 April 2023, 31 May 2023, 4 July 2023, 22 September 2023, 13 November 2023, 2 January 2024 , 29 February 2024 and 19 March, 2024.

**D) Complaints status as on 31 March 2024**

No. of shareholders complaints received so far	15
No. of complaints not solved to the satisfaction of shareholders	0
No. of pending complaints	0
No of complaints disposed off	15

**E) Name, Designation & Address of the Compliance Officer:**

Mr. Ritesh Agarwal, Company Secretary and Compliance Officer  
IFB Industries Limited  
Plot No IND-5 Sector 1,  
East Kolkata Township  
Kolkata 700107  
Tel: (033) 39849524  
Fax: (033) 24421003  
E-Mail: [investors@ifbglobal.com](mailto:investors@ifbglobal.com)

8. **General Body Meetings :**

A) **Location and time where last three AGMs were held :**

AGM	Date	Time	Venue of the AGM	No of Special Resolutions passed
<b>47th Annual General Meeting</b>	31 July 2023	10.30 A.M	Through Video Conferencing ("VC") / Other Audio-Visual Means ("OAVM")*	3
<b>46th Annual General Meeting</b>	29 July 2022	10.30 A.M	Through Video Conferencing ("VC") / Other Audio-Visual Means ("OAVM")*	7
<b>45th Annual General Meeting</b>	6 August 2021	10.30 A.M	through Video Conferencing ("VC") / Other Audio Visual Means ("OAVM")*	2

\*The AGM was held through Video Conferencing / Other audio-visual means by following the guidelines of Ministry of Corporate Affairs.

B) **Whether any special resolution passed in the previous three AGMs** : Yes

C) **Whether any special resolution passed last year through postal ballot** : Yes

**Postal Ballot :**

During the year under review, the Company initiated following Special Resolutions through Postal Ballot as under:

- Appointment of Mr. P. H. Narayanan (DIN: 10158148), as Managing Director – Engg. Division of the Company for a period of 3 (Three) years, with effect from 23 November 2023.**

The result of the Postal Ballot is posted on your Company website at [www.ifbindustries.com](http://www.ifbindustries.com). The Board had appointed Mr. Bijay Agarwal (Membership No. F10323, CP No. 13549), practicing Company Secretary, partner of M/s BA & Associates, Company Secretaries, as the Scrutinizer to conduct the Postal Ballot and e-voting process. Due process was followed to conduct the Postal Ballot in accordance with Section 110 of the Companies Act, 2013, and other applicable provisions, if any, read with Rule 20 and 22 of the Companies (Management and Administration) Rules, 2014, the Securities and Exchange Board of India (Listing Obligations and Disclosure Requirements) Regulations, 2015 and in compliance with General Circular nos. 14/2020 dated 8 April 2020 and 17/2020 dated 13 April 2020 read with other relevant circulars, including General Circular No. 10/2021 dated 23 June 2021 and 20/2021 dated 8 December 2021, May 5, 2022, December 8, 2022 and September 25, 2023 issued by Ministry of Corporate Affairs.

**Details of Voting Result of Postal Ballot towards appointment of Mr. P.H. Narayanan as Managing Director - Engineering Division**

Vote	No. of Members Voted	No of votes cast by them	% of total number of votes cast
In favour of proposal	164	33,919,714	99.58
In against of proposal	21	141,646	0.42
<b>Total</b>	<b>185</b>	<b>34,061,360</b>	<b>100.00</b>

- Resignation and Appointment of Mr. Bikramjit Nag (DIN: 00827155), as Chairman of the Company for the remaining period of his term i.e., from 1st February, 2024 till 31st October 2027.**

The result of the Postal Ballot is posted on your Company website at [www.ifbindustries.com](http://www.ifbindustries.com). The Board had appointed Mr. S. K. Patnaik (Membership No. FCS 5699, CP No. 7117), Practicing Company Secretary, partner of M/s Patnaik & Patnaik, Company Secretaries, as the Scrutinizer to conduct the Postal Ballot and e-voting

process. Due process was followed to conduct the Postal Ballot in accordance with Section 110 of the Companies Act, 2013, and other applicable provisions, if any, read with Rule 20 and 22 of the Companies (Management and Administration) Rules, 2014, the Securities and Exchange Board of India (Listing Obligations and Disclosure Requirements) Regulations, 2015 and in compliance with General Circular nos. 14/2020 dated 8 April 2020 and 17/2020 dated 13 April 2020 read with other relevant circulars, including General Circular No. 10/2021 dated 23 June 2021 and 20/2021 dated 8 December 2021, May 5, 2022, December 8, 2022 and September 25, 2023 issued by Ministry of Corporate Affairs.

**Details of Voting Result of Postal Ballot towards redesignation and appointment of Mr. Bikramjit Nag as Chairman of the Company**

Vote	No. of Members Voted	No of votes cast by them	% of total number of votes cast
In favour of proposal	152	32,887,407	99.75
In against of proposal	19	83,340	0.25
<b>Total</b>	<b>171</b>	<b>32,970,747</b>	<b>100.00</b>

**D) Whether any special resolution is proposed to be conducted through postal ballot :** There is no immediate proposal for passing any resolution through postal ballot. However if required, the same shall be passed in compliance of the provisions of the Companies Act, 2013, the SEBI LODR Regulations or any other applicable laws.

**9. Means of communication :**

The quarterly, half yearly and annual results of the Company are forthwith communicated to the Stock Exchanges with whom the Company has listing agreements as soon as the results are approved and taken on record by the Board of Directors of the Company. Further, the results are generally published in leading newspapers such as Business Standard (English) and Aajkal (Bengali). Presentation of quarterly Results were made to the Stock Exchanges & also in Company website during the year 2023-24. Investors calls on such presentations were duly attended and redressed by Company representative.

The quarterly, half-yearly and annual financial results and Investors Presentation are posted in respective Stock Exchange web-sites and also on the web site of the Company.

**10. General Shareholder information :**

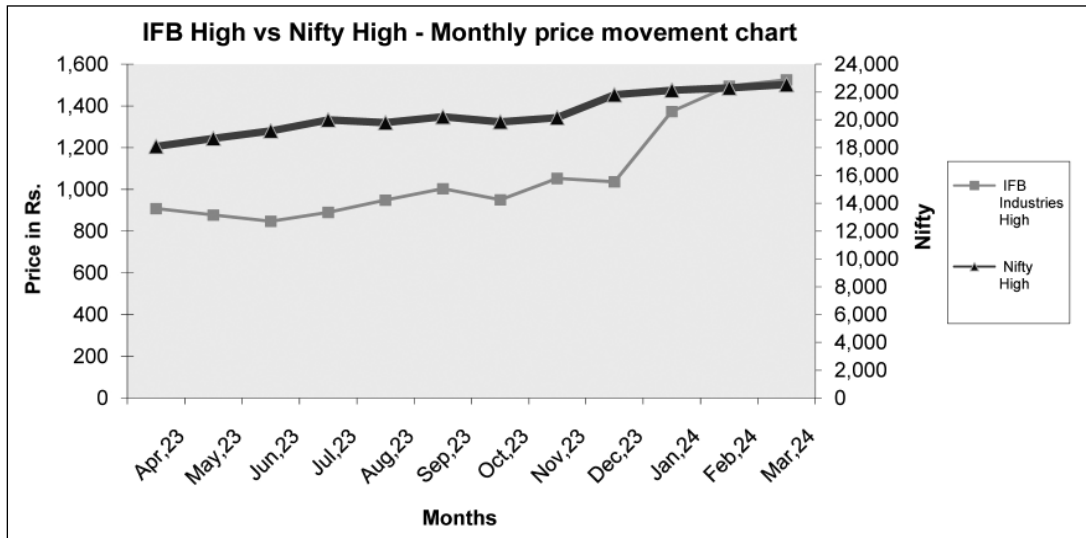
- i) 48th AGM date, time and venue :** 29 July 2024  
At 10.00 A.M  
Club Ecohub, Ecospace Business Park, Plot No. IIF/11, Action Area II, Rajarhat, New Town, Kolkata - 700160.
- ii) Financial Year :** 1 April 2023 to 31 March 2024.
- iii) Book Closure date :** 23 July 2024 to 29 July 2024.
- iv) Dividend payment date :** Dividend is not recommended.
- v) Listing on Stock Exchange :**
  - a) BSE Limited
  - b) The National Stock Exchange of India Limited
  - c) The Calcutta Stock Exchange Association Limited (CSE) (applied for delisting)
- vi) Listing Fees to Stock Exchange :** The listing fees for NSE, BSE & CSE has been paid with in time limit for the year 2023-24.

vii) Stock Code : BSE : 505726  
NSE : IFB IND  
CSE : 10019067

viii) Market Price Data (In Rupees) : Monthly High and Low quotation along with the volume of shares traded at National Stock Exchange of India Ltd during the Financial Year 2023-24

NATIONAL STOCK EXCHANGE OF INDIA LIMITED			
Period	Monthly Low (Rs.)	Monthly High (Rs.)	Monthly Volume Traded
Apr-23	732.15	908.00	2,324,400
May-23	801.00	877.35	617,421
Jun-23	787.80	847.30	1,529,544
Jul-23	805.00	890.00	1,224,267
Aug-23	818.00	949.00	2,429,776
Sep-23	881.00	1003.00	812,089
Oct-23	854.00	949.95	380,067
Nov-23	850.00	1053.00	2,944,590
Dec-23	895.60	1036.45	778,640
Jan-24	933.00	1373.50	5,461,460
Feb-24	1241.35	1495.00	1,548,267
Mar-24	1281.00	1525.00	825,246

ix) Share price performance in comparison to broad based indices – NSE High V/S NIFTY High on a month-to-month basis



- x) **Registrar & Share Transfer Agent** : CB Management Services (P) Ltd.  
P-22, Bondel Road, Kolkata - 700 019  
Tel : (033) 4011 6700/2280 6692/2282 3643/2287 0263  
Fax : (033) 4011 6739  
E-mail : rta@cbmsl.com  
Website :www.cbmsl.com

xi) **Share Transfer System**

In order to expedite the process, the Board of Directors have delegated the authority to approve the share transfers to the Stakeholder's Relationship Committee of the Company. The transactions of shares held in Demat and Physical form are handled by the Company's Depository Registrar, CB Management Services (P) Ltd.

**Shares transferred in physical form during the years are as follows:**

Particulars	2023-24	2022-23
No. of Shares Transferred	Nil	Nil
Total No. of Shares	40,518,796	40,518,796
% on Share Capital	0.00	0.00

The Securities and Exchange Board of India ('SEBI') and Ministry of Corporate Affairs ('MCA') during FY 2018-19, has mandated that existing members of the Company who hold securities in physical form and intend to transfer their securities after 1 April 2019, can do so only in dematerialised form, except in case of requests received for transmission or transposition and relogged transfer of securities. Therefore, necessary intimation was sent by the Company to the members regarding the restriction on transfer of securities in the physical form and members holding shares in physical form were requested to consider converting their shareholding to dematerialized form within the due date. Further SEBI vide circular no. SEBI/HO/MIRSD/RTAMB/CIR/P/2020/236 dated 2 December 2020 had fixed 31 March 2021 as the cut-off date for re-lodgement of transfer deeds and the shares that are re-logged for transfer shall be issued only in demat mode.

SEBI vide its Circular No. SEBI/HO/MIRSD/MIRSD\_RTAMB/P/CIR/2022/8 dated 25 January 2022, mandated all listed companies to issue securities in dematerialized form only while processing the service request of issue of duplicate securities certificate, claim from Unclaimed Suspense Account, renewal/ exchange of securities certificate, endorsement, sub-division/ splitting of securities certificate, consolidation of securities certificates/ folios, transmission and transposition.

In compliance with Regulation 40(9) of the Listing Regulations all certificates have been issued within 30 days of the date of transfer, sub-division, consolidation, renewal and exchange of endorsement of calls/ allotment monies as applicable during FY 2023-24.

The RTA had sent relevant communication to all physical holders along with relevant Forms to enable the shareholders to update the PAN, KYC and other relevant details with RTA/Company in line with the SEBI directives pursuant to SEBI circular No. SEBI/HO/MIRSD/MIRSD\_Pod-1/P/CIR/2023/37 dated March 16, 2023. The PAN, KYC and other relevant documents are being processed by RTA on receipt from the shareholders.

The Company has also transferred shares to its Suspense Escrow demat Account in accordance with the SEBI Circular within the specified timeline.

**xii) Distribution of Shareholding & Shareholding Pattern :**

**A) Distribution of Shareholding as on 31 March 2024 :**

No. of Equity Shares Held	As on 31 March 2024				As on 31 March 2023			
	No. of share holders	% of Share holders	No. of Shares	% of Share holding	No. of share holders	% of Share holders	No. of Shares	% of Share holding
1-500	24968	94.10	1684320	4.16	25355	97.00	1497173	3.70
501-1000	839	3.16	593555	1.46	375	1.43	284671	0.70
1001-2000	349	1.32	504916	1.25	184	0.70	262983	0.65
2001-3000	141	0.53	357225	0.88	78	0.30	198182	0.48
3001-4000	59	0.22	208807	0.52	26	0.10	92310	0.23
4001-5000	28	0.11	131529	0.32	19	0.07	87999	0.22
5001-10000	61	0.23	429451	1.06	38	0.15	250438	0.62
10001 and above	88	0.33	36608993	90.35	64	0.25	37845040	93.40
<b>Total</b>	<b>26533</b>	<b>100.00</b>	<b>40518796</b>	<b>100.00</b>	<b>26139</b>	<b>100.00</b>	<b>40518796</b>	<b>100.00</b>

**B) Shareholding Pattern as on 31 March 2024 :**

Particulars	No. of Shares	% of Total
Indian Promoters	30,373,199	74.96
Mutual Funds/UTI	2,507,192	6.19
Other Financial Institutions	21,343	0.05
Foreign Portfolio Investors	303,820	0.75
Alternate Investment Funds	135,967	0.33
Banks, Financial Institutions	2,980	0.01
Indian Public	4,551,250	11.23
Trust	99,932	0.24
Clearing Members	2,050	0.01
Non - Resident Indians	117,451	0.29
Private Corporate Bodies	1,643,235	4.05
Employees	148,002	0.37
Director & Director Relatives	44,092	0.11
LLP	415,743	1.03
HUF	152,540	0.38
<b>Total :</b>	<b>40,518,796</b>	<b>100.00</b>

**xiii) Dematerialization of shares :**

As on 31 March 2024, 98.43% of the Company's total shares representing 39,882,397 shares were held in dematerialised form and the balance 1.57% representing 636,399 shares were held in physical form.

**xiv) Commodity Price Risk or Foreign Exchange Risk and Hedging Activities :**

The Company is exposed to foreign currency risk for the raw materials, finished goods and capital goods that it imports and export of finished goods and engages in foreign currency hedging with banks by way of currency forward contracts in order to protect its foreign exchange exposure arising from its foreign-currency denominated purchase in terms of the foreign exchange risk management policy of the Company.

**xv) Credit Ratings :**

Credit Ratings obtained by the Company for any debt instrument, fixed deposit programme for any other scheme involving mobilization of funds : CRISIL & India Ratings and Research has given credit rating of different instruments. The details of Credit Ratings are available on the website of the Company.

**xvi) Outstanding GDRs/ADRs/  
Warrants or any convertible  
instruments** : The Company has not issued any Convertible instruments, conversion any GDRs/ADRs/Warrants.

**xvii) Plant locations** : - 14 Taratolla Road, Kolkata 700088  
- JL-71, P.O. Bishnupur, Gangarampur, West Bengal  
- L-1, Verna Electronic City, Verna, Salcete, Goa - 403722  
- 62, 64 & 66 CorlimIndl. Estate, CorlimIlhas, Goa – 403110  
- Plot No. 7, Survey No 261/0, Phase – IV, Verna Industrial Estate, Verna, Salcete – Goa - 403722  
- 16/17, Visveswariah Indl. Estate, Whitefield Road, Bangalore-560048  
- 3B/3C Bommasandra Industrial Area, Anekal Taluk, Bengaluru Urban, Karnataka – 560099  
- Plot No. 5, 4A, 4B, 3B, Malur Industrial Area, Kurandanahalli Village-563160  
- Bamunari NH-2, Delhi Road, Hooghly – 712250, West Bengal

**xviii) Address for correspondence** : Corporate Office  
IFB Industries Limited  
Plot No. IND 5, Sector I  
East Kolkata Township  
Kolkata 700 107.  
Tel.(033) 39849475  
Fax (033) 39849676  
E-mail: [investors@ifbglobal.com](mailto:investors@ifbglobal.com)

**xix) Designated E-Mail Address for Investor Services**

To serve the investors better and as required under Regulation 46(2)(j) of the Listing Regulations, the designated e-mail address for investor complaints is [investors@ifbglobal.com](mailto:investors@ifbglobal.com). The e-mail address for grievance redressal is monitored by the Company's Compliance Officer.

**11. Other Disclosures :**

A) Disclosure on materially significant related party transactions that may have potential conflict with the interest of the Company at large.

None of the transactions with any of the related parties were in conflict with interests of the Company. Transactions with the related parties are disclosed in Note No. 37 "Notes to Financial Statements" annexed to the Financial Statements for the year. The Policy on Related Party has been given under Company's official website under the web link: [http://ifbindustries.com/csr\\_policy.php](http://ifbindustries.com/csr_policy.php) .

B) Details of non-compliance by the Company, penalties, and strictures imposed on the Company by the Stock Exchanges, SEBI or any statutory authorities on any matter related to capital markets during the last 3 years:

During financial year 2021-22, the Company received notices from NSE & BSE for non-compliance pertaining to provisions of Regulation 17 (1) of SEBI (LODR) and accordingly the fine as demanded by these exchanges were paid by the Company under protest. The Company made proper representations before the exchanges.

- C) The financial statements for the year 2023-24 have been prepared in accordance with the Indian Accounting Standards (Ind AS's) notified under Section 133 of the Companies Act, 2013 (Act) read together with the Companies (Indian Accounting Standards) Rules, 2015 and other relevant provisions of the Act as amended from time to time.
- D) The Board noted and reviewed the Compliance Reports of all laws applicable to the Company, which were placed before each of its meeting held during the year 2023-2024.
- E) The Company has adopted Whistle Blower/Vigil Mechanism Policy for Directors and employees which has been placed in the website of the Company under the web link [https://www.ifbindustries.com/vigil\\_mechanism.php](https://www.ifbindustries.com/vigil_mechanism.php). No personnel have been denied access to the Audit Committee.
- F) The Company has adopted Policy for determining 'material' subsidiaries which has been placed in the website of the Company at [https://www.ifbindustries.com/pdf/Policy\\_determination\\_Material\\_Subsiary.pdf](https://www.ifbindustries.com/pdf/Policy_determination_Material_Subsiary.pdf).
- G) The Company has taken several mitigating actions, applied many strategies and introduced control and reporting systems to reduce and mitigate risk.
- H) The Company has not raised funds through preferential allotment or qualified institutions placement as specified under Regulation 32(7A) during the financial year 2023-24.
- I) The Company has received a certificate from a Company Secretary in Practice that none of the Directors on the Board of the Company have been debarred or disqualified from being appointed or continuing as Directors of Company by the Securities and Exchange Board of India, Ministry of Corporate Affairs or any such statutory authority.
- J) During the financial year 2023-24, the Board had accepted all mandatory recommendation made by its committees.
- K) M/s. Deloitte Haskins & Sells, Chartered Accountants (Firm's Registration No. 302009E) have been appointed as the Statutory Auditors of the Company. The particulars of payment of Statutory Auditors' fee, on consolidated basis for financial year 2023-24 is given below:

Rs. In Crores

Particulars	Amount
Statutory Audit Fee	0.55
Tax Audit Fee	0.24
Limited Review Fee	0.26
Others	0.14
Reimbursement of expenses	0.02
<b>Total</b>	<b>1.21</b>

- L) The disclosure regarding the complaints of sexual harassment as per the sexual harassment of women at workplace (Prevention, Prohibition and Redressal) Act, 2013 are given in the Board's Report.
- M) Reconciliation of Share Capital Audit :  
A Qualified Practicing Company Secretary carried out Reconciliation of Share Capital Audit during the financial year 2023-24 on quarterly basis to reconcile the total admitted capital with National Securities Depository Limited (NSDL) and Central Depository Services (India) Limited (CDSL) and the total issued and listed capital. The Reconciliation of Share Capital Audit Report confirms that the Total Paid up Share Capital is in agreement with the total No. of Shares in physical form and the total number of Dematerialized shares held with NSDL and CDSL.
- N) The Company and its subsidiary have not given any Loans & advances in the nature of loans to firms/Companies in which the Directors are interested.
- O) The Company has no material subsidiary.



P) The Company has undertaken an Annual Secretarial Compliance Audit for the financial year 2023-24 for all applicable compliances as per SEBI Regulations and Circulars/Guidelines/ Notices issued by the Stock Exchanges thereunder from time to time. Accordingly, the Annual Secretarial Compliance Report, as per the revised format, for the financial year ended 31 March 2024 has been submitted to the Stock Exchanges within the prescribed timeline.

Q) Particulars of Senior Management

The particulars of Senior Management has already been mentioned in Note no. 37 of Notes to the Standalone Financial Statements.

During the Financial year 2023-2024, Mr. Goutam Ray Chowdhury, Company Secretary & Compliance Officer of the Company resigned from the post w.e.f. the close of the business hours of 31st May, 2023 and Mr. Ritesh Agarwal was appointed as the Company Secretary and Compliance Officer of the Company w.e.f. 1st June, 2023. Ms. Soumitra Goswami was appointed as Interim CFO w.e.f. 1st April, 2024 subsequent to the retirement of Mr. Prabir Chatterjee on completion of his term of appointment on Director & CFO.

Save and except the above there has been no change in the Senior Management personnel of the Company.

R) The Company has complied with all the mandatory requirements specified in Regulations 17 to 27 and clauses (b) to (i) of sub-regulation (2) of regulation 46 of the SEBI LODR as on 31 March 2024.

This Corporate Governance Report of the Company for the year 2023-2024 as on 31 March 2024 is in compliance with the requirements of Corporate Governance under SEBI LODR as applicable.

## 12. Requirement under PART E of Schedule II

### i) The Board

It is not applicable as the Company is having one Chairman in executive capacity.

### ii) Shareholders' Rights

The Company's financial results are published in the newspaper and also posted on its website ([www.ifbindustries.com](http://www.ifbindustries.com)). Hence Financial Results are not sent to the Shareholders. However, the Company furnishes the financial results on receipt of request from the shareholders.

### iii) Modified opinion in Audit Report

Statutory Auditors have provided an unmodified opinion in their Audit Reports on the financials for Standalone and Consolidated Reports of IFB Industries Limited for the year ended 31 March 2024.

### iv) Separate Post of Chairman and Chief Executive Officer

The Company has appointed separate persons as Chairman, Managing Director & CEOs.

### v) Reporting of Internal Auditor

Internal Auditors report directly to the Audit Committee.

For and on behalf of the Board of Directors

Place : Kolkata  
Date : 28th May 2024

**Bikramjit Nag**  
(DIN: 00827155)  
*Chairman*

**CERTIFICATION BY CHIEF EXECUTIVE OFFICERS (CEOs) AND CHIEF FINANCIAL OFFICER (CFO) UNDER REGULATION 17(8) OF (LISTING OBLIGATIONS AND DISCLOSURE REQUIREMENTS) REGULATIONS, 2015**

Pursuant to Regulation 17(8) of the Securities and Exchange Board of India (Listing Obligations and Disclosure Requirements) Regulations, 2015, this is to certify that:

1. We have reviewed the financial statements and the cash flow statement of IFB Industries Ltd. ('the Company') for the year ended 31st March, 2024 and to the best of our knowledge and belief:
  - i) these statements do not contain any materially untrue statement or omit any material fact or contain statements that might be misleading;
  - ii) these statements together present a true and fair view of Company's affairs and are in compliance with existing Accounting Standards, applicable laws and regulations.
2. There are, to the best of our knowledge and belief, no transactions entered into by the Company during the year ended 31st March, 2024 are fraudulent, illegal or violates Company's code of conduct.
3. We accept responsibility for establishing and maintaining internal controls for financial reporting and we have evaluated the effectiveness of internal control systems of the Company pertaining to financial reporting. We have not come across any reportable deficiencies in the design or operation of such internal controls.
4. We have indicated to the Auditors and the Audit Committee that :
  - i. there are no significant changes in the internal control over financial reporting during the year;
  - ii. there are no significant changes in accounting policies during the year;
  - iii. there are no instances of significant fraud during the year, with involvement therein of the management or any employee having a significant role in the Company's internal control system over financial reporting.

Yours truly,

Place : Kolkata  
Date : 28 May 2024

**P. H. Narayanan**  
*Managing Director*  
Engineering Division

**Rajshankar Ray**  
*Managing Director & CEO*  
Home Appliances Division

**Soumitra Goswami**  
*Chief Financial Officer*

## INDEPENDENT AUDITORS' CERTIFICATE on Corporate Governance

To the Members of **IFB Industries Limited**

1. This certificate is issued in accordance with the terms of our engagement letter reference no: VAF/2023-24/50 dated 03 October, 2023.
2. We, Deloitte Haskins & Sells, Chartered Accountants, the Statutory Auditors of IFB Industries Limited ("the Company"), have examined the compliance of conditions of Corporate Governance by the Company, for the year ended on 31 March, 2024, as stipulated in regulations 17 to 27 and clauses (b) to (i) of regulation 46(2) and para C and D of Schedule V to the SEBI (Listing Obligations and Disclosure Requirements) Regulations, 2015, as amended from time to time, (the Listing Regulations).

### **Managements' Responsibility**

3. The compliance of conditions of Corporate Governance is the responsibility of the Management. This responsibility includes the design, implementation and maintenance of internal control and procedures to ensure the compliance with the conditions of the Corporate Governance stipulated in Listing Regulations.

### **Auditor's responsibility**

4. Our responsibility is limited to examining the procedures and implementation thereof, adopted by the Company for ensuring compliance with the conditions of the Corporate Governance. It is neither an audit nor an expression of opinion on the financial statements of the Company.
5. We have examined the books of accounts and other relevant records and documents maintained by the Company for the purposes of providing reasonable assurance on the compliance with Corporate Governance requirements by the Company.
6. We have carried out an examination of the relevant records of the Company in accordance with the Guidance Note on Certification of Corporate Governance issued by the Institute of Chartered Accountants of India (the ICAI), the Standards on Auditing specified under Section 143(10) of the Companies Act, 2013, in so far as applicable for the purpose of this certificate and as per the Guidance Note on Reports or Certificates for Special Purposes issued by the ICAI which requires that we comply with the ethical requirements of the Code of Ethics issued by the ICAI.
7. We have complied with the relevant applicable requirements of the Standard on Quality Control (SQC) 1, Quality Control for Firms that Perform Audits and Reviews of Historical Financial Information, and Other Assurance and Related Services Engagements.

### **Opinion**

8. Based on our examination of the relevant records and according to the information and explanations provided to us and the representations provided by the Management, we certify that the Company has complied in all material respects with the conditions of Corporate Governance as stipulated in regulations 17 to 27 and clauses (b) to (i) of regulation 46(2) and para C and D of Schedule V of the Listing Regulations, as amended from time to time, during the year ended 31 March, 2024.
9. We state that such compliance is neither an assurance as to the future viability of the Company nor the efficiency or effectiveness with which the Management has conducted the affairs of the Company.

For **Deloitte Haskins & Sells**  
*Chartered Accountants*  
(Firm Registration No. 302009E)

**Varsha A. Fadte**  
*Partner*  
(Membership No. 103999)  
UDIN: 24103999BKENFG849

Kolkata, 28 May 2024

## 10 Year Highlights

	Rs. In crores									
	2014-15	2015-16	2016-17	2017-18	2018-19	2019-20	2020-21	2021-22	2022-23	2023-24
<b>Financial Highlights</b>										
Total revenue	1,276.58	1,514.25	1,911.89	2,207.10	2,550.20	2,564.18	2,753.41	3,357.14	4,126.25	4,343.99
Earnings before interest, tax, depreciation and amortisation (EBITDA)	101.65	82.75	116.12	175.02	156.49	133.18	227.69	68.19	182.99	240.22
Depreciation and amortisation	40.64	45.37	43.59	51.38	54.54	88.98	100.41	113.45	119.44	122.15
Exceptional expense / (income)	-	-	-	-	(19.35)	(1.48)	-	-	-	-
Profit after tax	49.73	31.36	55.13	83.25	73.95	27.99	62.22	(51.21)	17.24	68.88
Equity Share capital	41.28	41.28	41.28	41.28	41.28	41.28	41.28	41.28	41.28	41.28
Other Equity	345.69	377.05	430.20	509.01	579.37	606.02	646.49	595.91	615.28	684.83
Net worth	279.13	310.49	365.62	444.43	514.79	536.22	576.69	526.11	545.48	615.03
Property, plant and equipment, right of use assets, investment property, goodwill, other intangibles including CWIP (Gross)	519.79	577.87	362.31	395.09	483.74	814.91	969.91	1,116.01	1,202.49	1,222.04
Property, plant and equipment, right of use assets, investment property, goodwill, other intangibles including CWIP (Net)	278.73	297.67	318.76	300.52	335.43	578.29	646.48	685.54	689.63	621.01
Total assets	770.92	791.43	881.22	1,082.00	1,204.17	1,613.66	1,856.90	1,998.72	2,071.70	2,162.85
Market capitalisation	2,374.00	1,288.09	2,621.97	4,629.07	3,962.54	1,038.83	4,501.78	4,216.79	2,988.26	6,101.93
Number of employees	1,537	1,626	1,646	1,690	1,970	2,322	2,543	2,640	2,653	2,435
<b>Key indicators</b>										
Earnings per share (Rs.) (before exceptional items)	12.27	7.74	13.61	20.55	13.48	6.54	15.36	(12.64)	4.25	17.00
Earnings per share (Rs.) (after exceptional items)	12.27	7.74	13.61	20.55	18.25	6.91	15.36	(12.64)	4.25	17.00
Total revenue per share (Rs.)	315.06	373.72	471.85	544.71	629.39	632.84	679.54	828.54	1,018.35	1,072.09
Book value per share (Rs.)	96	103	116	136	153	160	170	157	162	179
Current ratio	1.43	1.41	1.42	1.53	1.51	1.58	1.36	1.17	1.09	1.13
EBITDA / Total revenue	8.0%	5.5%	6.1%	7.9%	6.1%	5.2%	8.3%	2.0%	4.4%	5.5%
Net profit margin	3.9%	2.1%	2.9%	3.8%	2.9%	1.1%	2.3%	-1.5%	0.4%	1.6%
Return on net worth on PAT	17.8%	10.1%	15.1%	18.7%	14.4%	5.2%	10.8%	-9.7%	3.2%	11.2%

@ Years beginning 2016-17 and onwards are as per Ind AS and for earlier years as per previous GAAP.

Figures for 2020-21 have been revised after considering the amalgamation of Trishan Metals Pvt Ltd with IFB Industries Limited.

## Independent Auditor's Report to the Members of IFB INDUSTRIES LIMITED

### Report on the Audit of the Standalone Financial Statements

#### Opinion

We have audited the accompanying standalone financial statements of IFB Industries Limited ("the Company"), which comprise the Balance Sheet as at 31 March 2024, and the Statement of Profit and Loss (including Other Comprehensive Income), the Cash Flow Statement and the Statement of Changes in Equity for the year ended on that date, and notes to the financial statements, including a summary of material accounting policies and other explanatory information.

In our opinion and to the best of our information and according to the explanations given to us, the aforesaid standalone financial statements give the information required by the Companies Act, 2013 ("the Act") in the manner so required and give a true and fair view in conformity with the Indian Accounting Standards prescribed under section 133 of the Act, ("IND AS") and other accounting principles generally accepted in India, of the state of affairs of the Company as at 31 March 2024, and its profit, total comprehensive income, its cash flows and the changes in equity for the year ended on that date.

#### Basis for Opinion

We conducted our audit of the standalone financial statements in accordance with the Standards on Auditing ("SAs") specified under section 143(10) of the Act. Our responsibilities under those Standards are further described in the Auditor's Responsibility for the Audit of the Standalone Financial Statements section of our report. We are independent of the Company in accordance with the Code of Ethics issued by the Institute of Chartered Accountants of India ("ICAI") together with the ethical requirements that are relevant to our audit of the standalone financial statements under the provisions of the Act and the Rules made thereunder, and we have fulfilled our other ethical responsibilities in accordance with these requirements and the ICAI's Code of Ethics. We believe that the audit evidence obtained by us is sufficient and appropriate to provide a basis for our audit opinion on the standalone financial statements.

#### Key Audit Matters

Key audit matters are those matters that, in our professional judgment, were of most significance in our audit of the standalone financial statements of the current period. These matters were addressed in the context of our audit of the standalone financial statements as a whole, and in forming our opinion thereon, and we do not provide a separate opinion on these matters. We have determined the matter described below to be the key audit matter to be communicated in our report.

Sr. No.	Key Audit Matter	Auditor's Response
1	<p><b>Recognition of Revenue</b></p> <p>Revenue is recognised when performance obligations are satisfied by transferring promised goods to customers. Goods are considered transferred when the customer obtains 'control' of the promised goods. Control is the ability to direct the use of and obtain, substantially all the benefits from the goods.</p> <p>There is a risk of revenue being recorded before the control of goods are transferred to the customer and also in the appropriate accounting period due to the reasons stated above.</p> <p>Refer to 1(B)(d) for the accounting policy on recognition on revenue.</p>	<p>Our audit approach was a combination of test of internal controls and substantive procedures including:</p> <ul style="list-style-type: none"> <li>Assessing the appropriateness of the relevant accounting policy.</li> <li>Evaluation of the design and implementation of internal controls over management's assertion with respect to 'cut-off' to establish that control of promised goods has passed to customers.</li> <li>Testing the operating effectiveness of the said internal control for selected sample of sales.</li> <li>Substantive tests on a sample of sales to confirm that 'cut-off' has been properly applied, in particular, just before and after the close of the accounting period.</li> <li>Assessed the relevant disclosures made in the standalone financial statements.</li> </ul>

### **Information Other than the Financial Statements and Auditor's Report Thereon**

- The Company's Board of Directors is responsible for the other information. The other information comprises the information included in the Director's report including Annexures to Board's report, Management Discussions and Analysis report, Business Responsibility and Sustainability report, but does not include the consolidated financial statements, standalone financial statements and our auditor's report thereon.
- Our opinion on the standalone financial statements does not cover the other information and we do not express any form of assurance conclusion thereon.
- In connection with our audit of the standalone financial statements, our responsibility is to read the other information and, in doing so, consider whether the other information is materially inconsistent with the standalone financial statements, or our knowledge obtained during the course of our audit or otherwise appears to be materially misstated.
- If, based on the work we have performed, we conclude that there is a material misstatement of this other information, we are required to report that fact. We have nothing to report in this regard.

### **Responsibilities of Management and Those Charged with Governance for the Standalone Financial Statements**

The Company's Board of Directors is responsible for the matters stated in section 134(5) of the Act with respect to the preparation of these standalone financial statements that give a true and fair view of the financial position, financial performance including other comprehensive income, cash flows and changes in equity of the Company in accordance with the accounting principles generally accepted in India, including Ind AS specified under section 133 of the Act. This responsibility also includes maintenance of adequate accounting records in accordance with the provisions of the Act for safeguarding the assets of the Company and for preventing and detecting frauds and other irregularities; selection and application of appropriate accounting policies; making judgments and estimates that are reasonable and prudent; and design, implementation and maintenance of adequate internal financial controls, that were operating effectively for ensuring the accuracy and completeness of the accounting records, relevant to the preparation and presentation of the financial statements that give a true and fair view and are free from material misstatement, whether due to fraud or error.

In preparing the standalone financial statements, management and Board of Directors is responsible for assessing the Company's ability to continue as a going concern, disclosing, as applicable, matters related to going concern and using the going concern basis of accounting unless the Board of Directors either intend to liquidate the Company or to cease operations, or has no realistic alternative but to do so.

The Company's Board of Directors are also responsible for overseeing the Company's financial reporting process.

### **Auditor's Responsibility for the Audit of the Standalone Financial Statements**

Our objectives are to obtain reasonable assurance about whether the standalone financial statements as a whole are free from material misstatement, whether due to fraud or error, and to issue an auditor's report that includes our opinion. Reasonable assurance is a high level of assurance but is not a guarantee that an audit conducted in accordance with SAs will always detect a material misstatement when it exists. Misstatements can arise from fraud or error and are considered material if, individually or in the aggregate, they could reasonably be expected to influence the economic decisions of users taken on the basis of these standalone financial statements.

As part of an audit in accordance with SAs, we exercise professional judgment and maintain professional skepticism throughout the audit. We also:

- Identify and assess the risks of material misstatement of the standalone financial statements, whether due to fraud or error, design and perform audit procedures responsive to those risks, and obtain audit evidence that is sufficient and appropriate to provide a basis for our opinion. The risk of not detecting a material misstatement resulting from fraud is higher than for one resulting from error, as fraud may involve collusion, forgery, intentional omissions, misrepresentations, or the override of internal control.

- Obtain an understanding of internal financial controls relevant to the audit in order to design audit procedures that are appropriate in the circumstances. Under section 143(3)(i) of the Act, we are also responsible for expressing our opinion on whether the Company has adequate internal financial controls with reference to standalone financial statements in place and the operating effectiveness of such controls.
- Evaluate the appropriateness of accounting policies used and the reasonableness of accounting estimates and related disclosures made by the management.
- Conclude on the appropriateness of management's use of the going concern basis of accounting and, based on the audit evidence obtained, whether a material uncertainty exists related to events or conditions that may cast significant doubt on the Company's ability to continue as a going concern. If we conclude that a material uncertainty exists, we are required to draw attention in our auditor's report to the related disclosures in the standalone financial statements or, if such disclosures are inadequate, to modify our opinion. Our conclusions are based on the audit evidence obtained up to the date of our auditor's report. However, future events or conditions may cause the Company to cease to continue as a going concern.
- Evaluate the overall presentation, structure and content of the standalone financial statements, including the disclosures, and whether the standalone financial statements represent the underlying transactions and events in a manner that achieves fair presentation.

Materiality is the magnitude of misstatements in the standalone financial statements that, individually or in aggregate, makes it probable that the economic decisions of a reasonably knowledgeable user of the standalone financial statements may be influenced. We consider quantitative materiality and qualitative factors in (i) planning the scope of our audit work and in evaluating the results of our work; and (ii) to evaluate the effect of any identified misstatements in the standalone financial statements.

We communicate with those charged with governance regarding, among other matters, the planned scope and timing of the audit and significant audit findings, including any significant deficiencies in internal financial controls that we identify during our audit.

We also provide those charged with governance with a statement that we have complied with relevant ethical requirements regarding independence, and to communicate with them all relationships and other matters that may reasonably be thought to bear on our independence, and where applicable, related safeguards.

From the matters communicated with those charged with governance, we determine those matters that were of most significance in the audit of the standalone financial statements of the current period and are therefore the key audit matters. We describe these matters in our auditor's report unless law or regulation precludes public disclosure about the matter or when, in extremely rare circumstances, we determine that a matter should not be communicated in our report because the adverse consequences of doing so would reasonably be expected to outweigh the public interest benefits of such communication.

#### **Report on Other Legal and Regulatory Requirements**

1. As required by Section 143(3) of the Act, based on our audit we report, that:
  - a) We have sought and obtained all the information and explanations which to the best of our knowledge and belief were necessary for the purposes of our audit.
  - b) In our opinion, proper books of account as required by law have been kept by the Company so far as it appears from our examination of those books.
  - c) The Balance Sheet, the Statement of Profit and Loss including Other Comprehensive Income, the Cash Flow Statement and Statement of Changes in Equity dealt with by this Report are in agreement with the books of account.

- d) In our opinion, the aforesaid standalone financial statements comply with the Ind AS specified under Section 133 of the Act.
- e) On the basis of the written representations received from the directors as on 31 March 2024 taken on record by the Board of Directors, none of the directors is disqualified as on 31 March,2024 from being appointed as a director in terms of Section 164(2) of the Act.
- f) With respect to the adequacy of the internal financial controls with reference to standalone financial statements of the Company and the operating effectiveness of such controls, refer to our separate Report in "Annexure A". Our report expresses an unmodified opinion on the adequacy and operating effectiveness of the Company's internal financial controls with reference to standalone financial statements.
- g) With respect to the other matters to be included in the Auditor's Report in accordance with the requirements of section 197(16) of the Act, as amended, in our opinion and to the best of our information and according to the explanations given to us, the remuneration paid by the Company to its directors during the year is in accordance with the provisions of section 197 of the Act.
- h) With respect to the other matters to be included in the Auditor's Report in accordance with Rule 11 of the Companies (Audit and Auditors) Rules, 2014, as amended in our opinion and to the best of our information and according to the explanations given to us:
  - i. The Company has disclosed the impact of pending litigations on its financial position in its standalone financial statements - Refer Note 36 to the standalone financial statements,
  - ii. The Company did not have any long-term contracts including derivative contracts for which there were any material foreseeable losses.
  - iii. There were no amounts which were required to be transferred to the Investor Education and Protection Fund by the Company.
- iv.
  - (a) The Management has represented that, to the best of it's knowledge and belief, no funds have been advanced or loaned or invested (either from borrowed funds or share premium or any other sources or kind of funds) by the Company to or in any other person(s) or entity(ies), including foreign entities ("Intermediaries"), with the understanding, whether recorded in writing or otherwise, that the Intermediary shall, directly or indirectly lend or invest in other persons or entities identified in any manner whatsoever by or on behalf of the Company ("Ultimate Beneficiaries") or provide any guarantee, security or the like on behalf of the Ultimate Beneficiaries.
  - (b) The Management has represented, that, to the best of it's knowledge and belief, no funds have been received by the Company from any person(s) or entity(ies), including foreign entities ("Funding Parties"), with the understanding, whether recorded in writing or otherwise, that the Company shall, directly or indirectly, lend or invest in other persons or entities identified in any manner whatsoever by or on behalf of the Funding Party ("Ultimate Beneficiaries") or provide any guarantee, security or the like on behalf of the Ultimate Beneficiaries.
  - (c) Based on the audit procedures performed that have been considered reasonable and appropriate in the circumstances, nothing has come to our notice that has caused us to believe that the representations under sub-clause (i) and (ii) of Rule 11(e), as provided under (a) and (b) above, contain any material misstatement.
- v. The Company has not declared or paid any dividend during the year and has not proposed final dividend for the year.



- vi. Based on our examination, which included test checks, the Company has used an accounting software(s) for maintaining its books of account for the financial year ended 31 March 2024 which has a feature of recording audit trail (edit log) facility and the same has operated throughout the year for all relevant transactions recorded in the software. Further, during the course of our audit we did not come across any instance of audit trail feature being tempered with.

As proviso to Rule 3(1) of the Companies (Accounts) Rules, 2014 is applicable from April 1, 2023, reporting under Rule 11 (g) of the Companies (Audit and Auditors) Rules, 2014 on preservation of audit trail as per the statutory requirements for record retention is not applicable for the financial year ended March 31, 2024.

2. As required by the Companies (Auditor's Report) Order, 2020 ("the Order") issued by the Central Government in terms of Section 143(11) of the Act, we give in "Annexure B" a statement on the matters specified in paragraphs 3 and 4 of the Order.

**For Deloitte Haskins & Sells**  
*Chartered Accountants*  
(Firm Registration No. 302009E)

**Varsha A. Fadte**  
*Partner*  
(Membership No. 103999)  
UDIN: 24103999BKENFC2201

Kolkata, 28 May 2024

## ANNEXURE "A" to the Independent Auditor's Report

(Referred to in paragraph 1(f) under 'Report on Other Legal and Regulatory Requirements' section of our report of even date

### **Report on the Internal Financial Controls with reference to Standalone Financial Statements under Clause (i) of Sub-section 3 of Section 143 of the Companies Act, 2013 ("the Act")**

We have audited the internal financial controls with reference to standalone financial statements of IFB Industries Limited ("the Company") as of 31 March 2024 in conjunction with our audit of the standalone financial statements of the Company for the year ended on that date.

#### **Management's Responsibility for Internal Financial Controls**

The Company's management is responsible for establishing and maintaining internal financial controls with reference to standalone financial statements based on the internal control with reference to standalone financial statements criteria established by the Company considering the essential components of internal control stated in the Guidance Note on Audit of Internal Financial Controls Over Financial Reporting issued by the Institute of Chartered Accountants of India ("Guidance Note"). These responsibilities include the design, implementation and maintenance of adequate internal financial controls that were operating effectively for ensuring the orderly and efficient conduct of its business, including adherence to company's policies, the safeguarding of its assets, the prevention and detection of frauds and errors, the accuracy and completeness of the accounting records, and the timely preparation of reliable financial information, as required under the Companies Act, 2013.

#### **Auditor's Responsibility**

Our responsibility is to express an opinion on the Company's internal financial controls with reference to standalone financial statements of the Company based on our audit. We conducted our audit in accordance with the Guidance Note on Audit of Internal Financial Controls Over Financial Reporting (the "Guidance Note") issued by the Institute of Chartered Accountants of India and the Standards on Auditing prescribed under Section 143(10) of the Companies Act, 2013, to the extent applicable to an audit of internal financial controls with reference to standalone financial statements. Those Standards and the Guidance Note require that we comply with ethical requirements and plan and perform the audit to obtain reasonable assurance about whether adequate internal financial controls with reference to standalone financial statements was established and maintained and if such controls operated effectively in all material respects.

Our audit involves performing procedures to obtain audit evidence about the adequacy of the internal financial controls with reference to standalone financial statements and their operating effectiveness. Our audit of internal financial controls with reference to standalone financial statements included obtaining an understanding of internal financial controls with reference to standalone financial statements, assessing the risk that a material weakness exists, and testing and evaluating the design and operating effectiveness of internal control based on the assessed risk. The procedures selected depend on the auditor's judgement, including the assessment of the risks of material misstatement of the financial statements, whether due to fraud or error.

We believe that the audit evidence we have obtained, is sufficient and appropriate to provide a basis for our audit opinion on the Company's internal financial controls with reference to standalone financial statements.

#### **Meaning of Internal Financial Controls with reference to standalone financial statements**

A company's internal financial control with reference to standalone financial statements is a process designed to provide reasonable assurance regarding the reliability of financial reporting and the preparation of financial statements for external purposes in accordance with generally accepted accounting principles. A company's internal financial control with reference to standalone financial statements includes those policies and procedures that (1) pertain to the maintenance of records that, in reasonable detail, accurately and fairly reflect the transactions and dispositions of the assets of the company; (2) provide reasonable assurance that transactions are recorded as necessary to permit preparation of financial statements in accordance with generally accepted accounting principles, and that receipts and expenditures of the company are being

made only in accordance with authorisations of management and directors of the company; and (3) provide reasonable assurance regarding prevention or timely detection of unauthorised acquisition, use, or disposition of the company's assets that could have a material effect on the financial statements.

**Inherent Limitations of Internal Financial Controls with reference to standalone financial statements**

Because of the inherent limitations of internal financial controls with reference to standalone financial statements, including the possibility of collusion or improper management override of controls, material misstatements due to error or fraud may occur and not be detected. Also, projections of any evaluation of the internal financial controls with reference to standalone financial statements to future periods are subject to the risk that the internal financial control with reference to standalone financial statements may become inadequate because of changes in conditions, or that the degree of compliance with the policies or procedures may deteriorate.

**Opinion**

In our opinion, to the best of our information and according to the explanations given to us, the Company has, in all material respects, an adequate internal financial controls with reference to standalone financial statements and such internal financial controls with reference to standalone financial statements were operating effectively as at 31 March 2024, based on the criteria for internal financial control with reference to standalone financial statements established by the Company considering the essential components of internal control stated in the Guidance Note on Audit of Internal Financial Controls Over Financial Reporting issued by the Institute of Chartered Accountants of India.

For **Deloitte Haskins & Sells**  
*Chartered Accountants*  
(Firm Registration No. 302009E)

**Varsha A. Fadte**  
*Partner*  
(Membership No. 103999)  
UDIN: 24103999BKENFC2201

Kolkata, 28 May 2024

## ANNEXURE "B" to the Independent Auditor's Report

(Referred to in paragraph 2 under 'Report on Other Legal and Regulatory Requirements' section of our report of even date)

In terms of the information and explanations sought by us and given by the Company and the books of account and records examined by us in the normal course of audit and to the best of our knowledge and belief, we state that:

- (i) (a) A. The Company has maintained proper records showing full particulars, including quantitative details and situation of property, plant and equipment, capital work-in-progress and investment properties.  
B. The Company has maintained proper records showing full particulars of intangible assets.
- (b) Some of the property, plant and equipment, capital work-in-progress and investment properties were physically verified during the year by the Management in accordance with a programme of verification, which in our opinion provides for physical verification of all the Property, Plant and Equipment, capital work-in-progress and investment properties at reasonable intervals having regard to the size of the Company and the nature of its activities. According to the information and explanations given to us, no material discrepancies were noticed on such verification.
- (c) Based on our examination of the registered sale deed / transfer deed / conveyance deed provided to us, we report that, the title deeds of all the immovable properties, (other than immovable properties where the Company is the lessee and the lease agreements are duly executed in favour of the Company) disclosed in the financial statements included in Property, Plant and Equipment and investment properties are held in the name of the Company as at the balance sheet date.
- (d) The Company has not revalued any of its Property, Plant and Equipment (including right of use assets) and intangible assets during the year.
- (e) No proceedings have been initiated during the year or are pending against the Company as at 31 March 2024 for holding any benami property under the Benami Transactions (Prohibition) Act, 1988 (as amended in 2016) and rules made thereunder.
- (ii) (a) The inventories except for goods-in-transit and stocks held with third parties, were physically verified during the year by the Management at reasonable intervals. In our opinion and based on information and explanations given to us, the coverage and procedure of such verification by the Management is appropriate having regard to the size of the Company and the nature of its operations. For stocks held with third parties at the year-end, written confirmations have been obtained and in respect of goods in-transit, the goods have been received subsequent to the year end. No discrepancies of 10% or more in the aggregate for each class of inventories were noticed on such physical verification of inventories when compared with the books of account.
- (b) According to the information and explanations given to us, the Company has been sanctioned working capital limits in excess of Rs. 5 crores, in aggregate, at points of time during the year, from banks on the basis of security of current assets. In our opinion and according to the information and explanations given to us, the quarterly returns or statements comprising stock statements, debtors and creditors statement filed by the Company with such banks are in agreement with the unaudited books of account of the Company of the respective quarters and no material discrepancies have been observed.
- (iii) (a) The Company has not granted advances in the nature of loans, secured or unsecured, or given security to companies, firms, Limited Liability Partnerships or any other parties during the year.

The Company has provided loans and guarantees during the year in respect of which details are given below :

	Loans (Rs. In Crores)	Guarantees (Rs. In Crores)
A. A. Aggregate amount granted / provided during the year:		
- Subsidiaries	-	12.51
- Others (employees)	1.44	-
B. Balance outstanding as at balance sheet date in respect of above cases:*		
- Subsidiaries	-	12.51
- Others (employees)	1.00	-

\* The amounts reported are gross amounts, without considering provisions made.

The Company has not made investments in Firms and Limited Liability Partnerships during the year. Further, the Company has not provided any advances in the nature of loan and security, secured or unsecured to Companies, Firms, Limited Liability Partnerships or any other entity during the year.

- (b) The investments made in mutual funds and the terms and conditions of the loans granted and guarantees provided during the year are, in our opinion, prima facie, not prejudicial to the Company's interest.
- (c) In respect of loans granted by the Company, the schedule of repayment of principal and payment of interest has been stipulated and the repayments of principal amounts and receipts of interest are regular as per stipulation.
- (d) According to information and explanations given to us and based on the audit procedures performed, in respect of loans granted by the Company, there is no overdue amount remaining outstanding as at the balance sheet date.
- (e) No loan granted by the Company which has fallen due during the year, has been renewed or extended or fresh loans granted to settle the overdue of existing loans given to the same parties.
- (f) According to the information and explanations given to us and based on the audit procedures performed, the Company has not granted any loans or advances in the nature of loans either repayable on demand or without specifying any terms or period of repayment during the year. Hence, reporting under clause 3(iii)(f) is not applicable.
- (iv) The Company has not granted any loans or securities. In our opinion and according to the information and explanations given to us, the Company has complied with the provisions of Sections 185 and 186 of the Companies Act, 2013 in respect of making investments and providing guarantees.
- (v) The Company has not accepted any deposit or amounts which are deemed to be deposits. Hence, reporting under clause 3(v) of the Order is not applicable.
- (vi) The maintenance of cost records has been specified by the Central Government under section 148(1) of the Companies Act, 2013 in respect of the "Electricals or Electronic Machinery, Other machinery and Mechanical Appliances, Iron & Steel and Base metals". We have broadly reviewed the books of account maintained by the Company pursuant to the Companies (Cost Records and Audit) Rules, 2014, as amended, prescribed by the Central Government for maintenance of cost records under Section 148(1) of the Companies Act, 2013, and are of the opinion that, prima facie, the prescribed cost records have been made and maintained by the Company. We have, however, not made a detailed examination of the cost records with a view to determine whether they are accurate or complete.
- (vii) In respect of statutory dues:
  - (a) Undisputed statutory dues, including Goods and Service tax, Provident Fund, Employees' State Insurance, Income-tax, Sales Tax, duty of Custom, duty of Excise, Value Added Tax, cess and other material statutory dues

applicable to the Company have generally been regularly deposited by it with the appropriate authorities.

There were no undisputed amounts payable in respect of Goods and Service tax, Provident Fund, Employees' State Insurance, Income-tax, Sales Tax, Service Tax, duty of Custom, duty of Excise, Value Added Tax, cess and other material statutory dues in arrears as at 31 March 2024 for a period of more than six months from the date they became payable.

- (b) Details of statutory dues referred to in sub-clause (a) above which have not been deposited as on 31 March 2024 on account of disputes are given below:

Name of Statute	Nature of Dues	Forum where Dispute is Pending	Period to which the amount relates	Amount involved net of amount paid under protest Rs. in crore	Amount Paid under Protest Rs. in crore
Income Tax Act, 1961	Income Tax	Commissioner of Income Tax (Appeals)	AY 2018-19 & AY 2020-21	4.49	-
Central Excise Act 1944	Excise Duty	Customs Excise and Service Tax Appellate Tribunal (CESTAT)	2004-05 to 2009-10 to 2011-12; 2012-13 to 2015-16 to 2016-17	2.07	0.07
Central Sales Tax Act and Local Sales Tax Act	Sales Tax including trade tax	Additional Commissioner (Appeals)	AY 1991-92 to 1994-95	1.83	-
		Assistant Commissioner	AY 2002-03	0.01	-
		Joint Commissioner (Appeal)	1999-00, 2006-07, 2011-12 and 2012-13	0.20	0.07
		Deputy Commissioner	AY 2010-11, AY 2013-14	0.01	0.00
		Tribunal	AY 2002-2004	0.06	0.01
		Trade Tax Tribunal	AY 1999-2000	0.01	0.00
		High Court	2003-04, 2004-05, 2009-10, 2007-08-2011-12	0.87	0.22
		Objection Hearing Authority	AY 2009-17	0.56	0.00
		Appellate and Revision Board	AY 1996-97	0.00	0.00
		Sr. Joint Commissionerate, Corporate division	AY 2013-14	0.02	0.00
		Sales Tax Appellate Tribunal	AY 2004-05	0.30	0.33
Central Goods & Service Tax	GST	High Court	AY 2017-18	0.67	-
		Commissioner Appeals	AY 17-18, AY 18-19	2.28	-
		Commissioner Customs	AY 2019-20	0.02	-
Labour Laws	Wages of Labour	Bombay High Court	AY 2011-12	0.49	-
Labour Laws	Wages of Labour	Industrial Labour Court	AY 2011 to 2013	0.11	-
Customs Act, 1962	Customs duty	Additional Director General, Directorate of Revenue Intelligence	2008-2012	0.02	-

Name of Statute	Nature of Dues	Forum where Dispute is Pending	Period to which the amount relates	Amount involved net of amount paid under protest Rs. in crore	Amount Paid under Protest Rs. in crore
The Finance Act, 1994	Service Tax	Customs Excise and Service Tax Appellate Tribunal (CESTAT)	2009 - 2012, 2009 - 2013, 2005-06 - 2011-12, 2015-16 & 2016-17	2.41	0.00
		Deputy / Assistant Commissioner (Appeal)	2012-16	0.16	0.01
		Assistant Commissioner	2013-15	0.04	-
Bombay Municipal Corporation Provisional Act	Cess on Entry of Goods in Navi Mumbai	High Court	2004-05 - 2007-08	0.05	1.57

- (viii) There were no transactions relating to previously unrecorded income that were surrendered or disclosed as income in the tax assessments under the Income Tax Act, 1961 (43 of 1961) during the year.
- (ix) (a) In our opinion, the Company has not defaulted in the repayment of loans or other borrowings or in the payment of interest thereon to any lender during the year.
- (b) The Company has not been declared wilful defaulter by any bank or financial institution or government or any government authority.
- (c) To the best of our knowledge and belief, in our opinion, term loans availed by the Company were, applied by the Company during the year for the purposes for which the loans were obtained, other than temporary deployment pending application.
- (d) On an overall examination of the financial statements of the Company, funds raised on short-term basis have, prima facie, not been used during the year for long-term purposes by the Company.
- (e) On an overall examination of the financial statements of the Company, the Company has not taken any funds from any entity or person on account of or to meet the obligations of its subsidiaries or the associate.
- (f) The Company has not raised loans during the year on the pledge of securities held in its subsidiaries or the associate.
- (x) (a) The Company has not issued any of its securities (including debt instruments) during the year and hence reporting under clause 3(x)(a) of the Order is not applicable.
- (b) During the year, the Company has not made any preferential allotment or private placement of shares or convertible debentures (fully or partly or optionally) and hence reporting under clause 3(x)(b) of the Order is not applicable to the Company.
- (xi) (a) To the best of our knowledge, no fraud by the Company and no material fraud on the Company has been noticed or reported during the year.
- (b) To the best of our knowledge, no report under sub-section (12) of section 143 of the Companies Act has been filed in Form ADT-4 as prescribed under rule 13 of Companies (Audit and Auditors) Rules, 2014 with the Central Government, during the year and upto the date of this report.
- (c) As represented to us by the Management, there were no whistle blower complaints received by the Company during the year and upto the date of this report.

- (xii) The Company is not a Nidhi Company and hence reporting under clause 3(xii) of the Order is not applicable.
- (xiii) In our opinion, the Company is in compliance with Section 177 and 188 of the Companies Act, where applicable, for all transactions with the related parties and the details of related party transactions have been disclosed in the financial statements etc. as required by the applicable accounting standards.
- (xiv) (a) In our opinion the Company has an adequate internal audit system commensurate with the size and the nature of its business.
- (b) We have considered, the internal audit reports issued to the Company during the year and covering upto 31 March 2024 for the period under audit.
- (xv) In our opinion during the year the Company has not entered into any non-cash transactions with its directors or persons connected with its directors and hence provisions of section 192 of the Companies Act, 2013 are not applicable to the Company.
- (xvi) The Company is not required to be registered under section 45-IA of the Reserve Bank of India Act, 1934. Hence, reporting under clause 3(xvi)(a), (b) and (c) of the Order is not applicable.
- The Group does not have any Core Investment Company (CIC) as part of the Group as per the definition of Group contained in the Core Investment Companies (Reserve Bank) Directions, 2016 and hence the reporting under clause 3(xvi)(d) of the Order is not applicable.
- (xvii) The Company has not incurred cash losses during the financial year covered by our audit and the immediately preceding financial year.
- (xviii) There has been no resignation of the statutory auditors of the Company during the year.
- (xix) On the basis of the financial ratios, ageing and expected dates of realization of financial assets and payment of financial liabilities, other information accompanying the financial statements and our knowledge of the Board of Directors and Management plans and based on our examination of the evidence supporting the assumptions, nothing has come to our attention, which causes us to believe that any material uncertainty exists as on the date of the audit report indicating that Company is not capable of meeting its liabilities existing at the date of balance sheet as and when they fall due within a period of one year from the balance sheet date. We, however, state that this is not an assurance as to the future viability of the Company. We further state that our reporting is based on the facts up to the date of the audit report and we neither give any guarantee nor any assurance that all liabilities falling due within a period of one year from the balance sheet date, will get discharged by the Company as and when they fall due.
- (xx) The Company has fully spent the required amount towards Corporate Social Responsibility (CSR) and there are no unspent CSR amount for the year requiring a transfer to a Fund specified in Schedule VII to the Companies Act or special account in compliance with the provision of sub-section (6) of section 135 of the said Act. Accordingly, reporting under clause 3(xx) of the Order is not applicable for the year.

For **Deloitte Haskins & Sells**  
*Chartered Accountants*  
(Firm Registration No. 302009E)

**Varsha A. Fadte**  
*Partner*  
(Membership No. 103999)  
UDIN: 24103999BKFNFC2201

Kolkata, 28 May 2024



## Standalone Balance Sheet

	Notes	As at 31 March 2024 Rs. in crores	As at 31 March 2023 Rs. in crores
<b>ASSETS</b>			
<b>1. Non-current assets</b>			
(a) Property, plant and equipment	3A	470.73	483.03
(b) Capital work-in-progress	3A	12.52	11.71
(c) Right of use assets	3C	99.26	151.08
(d) Investment property	4	0.11	0.11
(e) Goodwill	40	13.55	13.55
(f) Other intangible assets	3B	22.17	21.61
(g) Intangible assets under development	3B	2.67	8.54
(h) Financial assets			
(i) Investments	5	119.26	120.85
(ii) Loans	6	0.50	0.55
(iii) Others	7	22.23	19.26
(i) Income tax assets (net)	8A	5.86	15.43
(j) Other non-current assets	9	13.54	14.26
<b>2. Current assets</b>			
(a) Inventories	10	535.98	566.82
(b) Financial assets			
(i) Investments	5	192.11	89.15
(ii) Trade receivables	11	431.43	392.04
(iii) Cash and cash equivalents	12	98.79	71.68
(iv) Other bank balances	13	6.69	21.03
(v) Loans	6	0.50	0.56
(vi) Others	7	17.27	11.45
(c) Income tax assets (net)	8A	3.45	-
(d) Other current assets	9	94.23	58.99
<b>Total assets</b>		<b>2,162.85</b>	<b>2,071.70</b>
<b>EQUITY AND LIABILITIES</b>			
<b>Equity</b>			
(a) Equity share capital	14	41.28	41.28
(b) Other equity		684.83	615.28
<b>Liabilities</b>			
<b>1. Non-current liabilities</b>			
(a) Financial liabilities			
(i) Borrowings	15	21.50	63.65
(ii) Lease liabilities	34	65.04	120.31
(iii) Other financial liabilities	16	0.44	0.40
(b) Provisions	18	59.52	51.57
(c) Deferred tax liabilities (net)	19	19.63	15.57
(d) Other non-current liabilities	17	47.23	48.86
<b>2. Current liabilities</b>			
(a) Financial liabilities			
(i) Borrowings	20	45.86	135.50
(ii) Lease liabilities	34	29.52	28.56
(iii) Trade payables	43		
(A) total outstanding dues of micro enterprises and small enterprises	38	32.80	45.76
(B) total outstanding dues of creditors other than micro enterprises and small enterprises		928.82	765.87
(iv) Other financial liabilities	16	17.81	15.45
(b) Other current liabilities	17	152.98	113.56
(c) Provisions	18	13.60	9.82
(d) Income tax liabilities (Net)	8B	1.99	0.26
<b>Total equity and liabilities</b>		<b>2,162.85</b>	<b>2,071.70</b>

The accompanying notes 1 to 52 are an integral part of the financial statements

In terms of our report attached  
For **Deloitte Haskins & Sells**  
Chartered Accountants

**Varsha A Fadte**  
Partner  
Kolkata  
28 May 2024

For and on behalf of the Board of Directors of **IFB Industries Limited**

*Chairman*  
*Managing Director and CEO, Home Appliances Division*  
*Managing Director, Engineering Division*  
*Chief Financial Officer*  
*Company Secretary*

Kolkata  
28 May 2024

**Bikramjit Nag**  
**Rajshankar Ray**  
**P H Narayanan**  
**Soumitra Goswami**  
**Ritesh Agarwal**

## Standalone Statement of Profit and Loss

		For the year ended 31 March 2024	For the year ended 31 March 2023
	Notes	Rs. in crores	Rs. in crores
I	Revenue from operations	4,311.68	4,104.05
II	Other income	32.31	22.20
III	<b>Total income (I + II)</b>	<b>4,343.99</b>	<b>4,126.25</b>
IV	<b>Expenses</b>		
	(a) Cost of materials consumed	2,099.77	2,174.96
	(b) Purchases of stock-in-trade	423.48	352.27
	(c) Changes in inventories of finished goods, stock-in-trade and work-in-progress	21.34	(35.00)
	(d) Employee benefits expense	428.64	395.80
	(e) Finance cost - (i) On borrowings	10.32	13.83
	(ii) Other finance costs	17.39	15.32
	(f) Depreciation and amortisation expense	122.15	119.44
	(g) Other expenses	1,130.54	1,055.23
	<b>Total expenses (IV)</b>	<b>4,253.63</b>	<b>4,091.85</b>
V	<b>Profit before tax (III - IV)</b>	<b>90.36</b>	<b>34.40</b>
VI	<b>Tax expense</b>		
	(a) Current tax	17.42	0.26
	(b) Deferred tax	4.06	16.90
		<b>21.48</b>	<b>17.16</b>
VII	<b>Profit for the year (V - VI)</b>	<b>68.88</b>	<b>17.24</b>
VIII	<b>Other comprehensive income</b>		
	(i) Items that will not be reclassified to profit or loss		
	- Remeasurements of the defined benefit plan	0.89	2.85
	(ii) Income tax relating to items that will not be reclassified to profit or loss	(0.22)	(0.72)
	<b>Total other comprehensive income</b>	<b>0.67</b>	<b>2.13</b>
IX	<b>Total comprehensive income for the year (VII + VIII)</b>	<b>69.55</b>	<b>19.37</b>
X	<b>Earnings per equity share (Face value Rs. 10 each)</b>		
	(a) Basic (in Rs.)	17.00	4.25
	(b) Diluted (in Rs.)	17.00	4.25

The accompanying notes 1 to 52 are an integral part of the financial statements

In terms of our report attached  
 For **Deloitte Haskins & Sells**  
 Chartered Accountants

**Varsha A Fadte**  
 Partner  
 Kolkata  
 28 May 2024

For and on behalf of the Board of Directors of **IFB Industries Limited**

*Chairman*  
*Managing Director and CEO, Home Appliances Division*  
*Managing Director, Engineering Division*  
*Chief Financial Officer*  
*Company Secretary*  
 Kolkata  
 28 May 2024

**Bikramjit Nag**  
**Rajshankar Ray**  
**P H Narayanan**  
**Soumitra Goswami**  
**Ritesh Agarwal**

## Standalone Statement of Changes in Equity

### A. Equity share capital

	As at the beginning of the reporting year	Changes in equity share capital during the year	As at the end of the reporting year
	Rs. in crores	Rs. in crores	Rs. in crores
For the year ended 31 March 2023	41.28	–	41.28
For the year ended 31 March 2024	41.28	–	41.28

### B. Other equity

	Reserves and surplus					Total
	Capital Reserve	Securities premium	Capital redemption reserve	Debt restructuring reserve	Retained earnings	
	Rs. in crores	Rs. in crores	Rs. in crores	Rs. in crores	Rs. in crores	
Balance as at 01 April 2022	5.22	174.33	16.05	89.81	310.50	595.91
Profit for the year	–	–	–	–	17.24	17.24
Other comprehensive income (net of tax)	–	–	–	–	2.13	2.13
Total comprehensive income for the year	–	–	–	–	19.37	19.37
Balance as at 31 March 2023	5.22	174.33	16.05	89.81	329.87	615.28
Profit for the year	–	–	–	–	68.88	68.88
Other comprehensive income (net of tax)	–	–	–	–	0.67	0.67
<b>Total comprehensive income for the year</b>	–	–	–	–	<b>69.55</b>	<b>69.55</b>
<b>Balance as at 31 March 2024</b>	<b>5.22</b>	<b>174.33</b>	<b>16.05</b>	<b>89.81</b>	<b>399.42</b>	<b>684.83</b>

<b>Capital reserve</b>	This reserve represents the difference between the value of net assets acquired by the Company in the course of business combinations and the consideration paid for such combinations.
<b>Securities premium</b>	This reserve represents premium on issue of shares and expenses on employee stock purchase scheme and can be utilised in accordance with the provisions of the Companies Act, 2013.
<b>Capital redemption reserve</b>	This reserve has been created under the Companies Act, 1956 on redemption of redeemable preference shares and can be utilised in accordance with the provisions of the Companies Act, 2013.
<b>Debt restructuring reserve</b>	This reserve represents the principal loan amount that were waived off in earlier years.
<b>Retained earnings</b>	This reserve represents the cumulative profits of the Company and effects of remeasurement of defined benefit plans. This can be utilised in accordance with the provisions of the Companies Act, 2013.

The accompanying notes 1 to 52 are an integral part of the financial statements

In terms of our report attached  
For **Deloitte Haskins & Sells**  
Chartered Accountants

**Varsha A Fadte**  
Partner  
Kolkata  
28 May 2024

For and on behalf of the Board of Directors of **IFB Industries Limited**

*Chairman*  
*Managing Director and CEO, Home Appliances Division*  
*Managing Director, Engineering Division*  
*Chief Financial Officer*  
*Company Secretary*

Kolkata  
28 May 2024

**Bikramjit Nag**  
**Rajshankar Ray**  
**P H Narayanan**  
**Soumitra Goswami**  
**Ritesh Agarwal**

## Standalone Cash Flow Statement

	For the year ended 31 March 2024 Audited Rs. in crores	For the year ended 31 March 2023 Audited Rs. in crores
<b>A. Cash flows from operating activities</b>		
<b>Profit before tax</b>	90.36	34.40
Adjustments for:		
Depreciation and amortisation expense	122.15	119.44
Gain on disposal of property, plant and equipment	(0.14)	(0.03)
Write-off of property, plant and equipment	0.62	1.22
Write-off of debts/ advances	0.16	0.68
Write-down of inventory (net)	0.12	0.20
Allowances for doubtful debts and advances	0.58	0.28
Dividend from investments in mutual fund	-	(0.01)
Net gain on disposal of mutual funds measured at fair value through profit and loss (FVTPL)	(0.31)	(0.49)
Write back of liabilities no longer required	(5.88)	(1.18)
Write back of provision on assets no longer required	(0.22)	(0.30)
Unrealised exchange loss/(gain)	(6.89)	4.64
Interest income on financial assets	(2.54)	(3.16)
Net gain arising on mutual funds measured at FVTPL	(10.66)	(8.88)
Loss arising on equity investments measured at fair value through statement of profit and loss (FVTPL)	1.59	-
Net gain arising on derivative instruments measured at FVTPL	4.68	(3.21)
Income in respect to deferred revenue from government grant	(1.79)	(1.53)
Finance cost on financial liabilities measured at amortised cost	10.32	13.83
Other finance costs	17.25	15.11
<b>Operating profit before working capital changes</b>	<b>219.40</b>	<b>171.01</b>
Adjustments for:		
Trade payables	154.08	14.78
Provisions	5.84	(0.11)
Other financial liabilities	1.15	1.31
Other liabilities	39.58	28.77
Trade receivables	(39.93)	(96.31)
Other financial assets	(13.99)	(4.60)
Other assets	(37.34)	(9.83)
Loans	0.11	0.10
Inventories	30.72	4.63
<b>Cash generated from operations</b>	<b>359.62</b>	<b>109.75</b>
Income tax paid (net of refunds)	(10.16)	(3.00)
<b>Net cash generated from operating activities</b>	<b>349.46</b>	<b>106.75</b>
<b>B. Cash flows from investing activities</b>		
Purchase of property, plant and equipment and intangible assets	(63.92)	(66.63)
Proceeds from sale of property, plant and equipment	0.18	0.13
Investment in equity shares of an associate	-	(97.00)
Government grant received	-	6.31
Purchase of current investments (mutual funds)	(229.85)	(119.96)
Sale of current investments (mutual funds)	137.86	267.41
Fixed/restricted deposit with bank realised (net)	14.34	1.49
Interest income on financial assets	1.78	1.56
<b>Net cash used in investing activities</b>	<b>(139.61)</b>	<b>(6.69)</b>

## Standalone Cash Flow Statement

	<b>For the year ended 31 March 2024 Audited Rs. in crores</b>	<b>For the year ended 31 March 2023 Audited Rs. in crores</b>
<b>C. Cash flows from financing activities</b>		
Movements in short term borrowings (net)	(80.90)	17.23
Proceeds from long term borrowings	1.76	9.21
Repayments of long term borrowings	(48.06)	(65.23)
Lease rent paid - principal portion	(31.85)	(28.25)
Lease rent paid - interest portion	(11.98)	(11.81)
Finance costs	(11.71)	(14.32)
<b>Net cash used in financing activities</b>	<b>(182.74)</b>	<b>(93.17)</b>
<b>Net change in cash and cash equivalents (A+B+C)</b>	<b>27.11</b>	<b>6.89</b>
<b>Cash and cash equivalents at the beginning of the year</b>	<b>71.68</b>	<b>64.79</b>
<b>Cash and cash equivalents at the end of the year (Refer note 12)</b>	<b>98.79</b>	<b>71.68</b>

Note :

The above cash flow statement has been prepared under the "Indirect Method" as set out in Ind AS 7 - Statement of Cash Flows.

The accompanying notes 1 to 52 are an integral part of the financial statements

In terms of our report attached  
For **Deloitte Haskins & Sells**  
*Chartered Accountants*

**Varsha A Fadte**  
*Partner*  
Kolkata  
28 May 2024

For and on behalf of the Board of Directors of **IFB Industries Limited**

*Chairman*  
*Managing Director and CEO, Home Appliances Division*  
*Managing Director, Engineering Division*  
*Chief Financial Officer*  
*Company Secretary*

Kolkata  
28 May 2024

**Bikramjit Nag**  
**Rajshankar Ray**  
**P H Narayanan**  
**Soumitra Goswami**  
**Ritesh Agarwal**

## Notes to the standalone financial statements for the year ended 31 March 2024

### 1A. CORPORATE INFORMATION

IFB Industries Limited (“the Company”) with CIN: L51109WB1974PLC029637 is a Listed Public Limited Company having its registered office in Kolkata. The Company is engaged in the business of manufacturing of fine blanked components and stamping, manufacturing and trading of home appliances and the manufacture of cold rolled steel strips and motors.

### 1B. MATERIAL ACCOUNTING POLICIES:

#### a. Statement of compliance

The standalone financial statements have been prepared in all material respects in accordance with Indian Accounting Standards (Ind ASs) notified under the Companies Act, 2013 (‘Act’), read together with the Companies (Indian Accounting Standards) Rules, 2015 and other relevant provisions of the Act as amended from time to time.

The Company has consistently applied accounting policies to all periods.

#### b. Basis of preparation

The standalone financial statements are prepared in accordance with the historical cost convention, except for certain items that are measured at fair values at the end of each reporting period, as explained in the accounting policies. Historical cost is generally based on the fair value of the consideration given in exchange for goods and services.

The financial statements are prepared in Indian rupees and all amounts are rounded off to the nearest crores unless otherwise stated.

Fair value is the price that would be received to sell an asset or paid to transfer a liability in an orderly transaction between market participants at the measurement date, regardless of whether that price is directly observable or estimated using another valuation technique. In estimating the fair value of an asset or a liability, the Company takes into account the characteristics of the asset or liability if market participants would take those characteristics into account when pricing the asset or liability at the measurement date. Fair value for measurement and/or disclosure purposes in these financial statements is determined on such a basis, except measurements that have some similarities to fair value but are not fair value, such as net realisable value in Ind AS 2 – Inventories or value in use in Ind AS 36 – Impairment of Assets.

In addition, for financial reporting purposes, fair value measurements are categorised into Level 1, 2 or 3 based on the degree to which the inputs to the fair value measurements are observable and the significance of the inputs to the fair value measurement in its entirety, which are described as follows:

- Level 1 inputs are quoted prices (unadjusted) in active markets for identical assets or liabilities that the Company can access at the measurement date;
- Level 2 inputs are inputs, other than quoted prices included within Level 1, that are observable for the asset or liability, either directly or indirectly; and
- Level 3 inputs are unobservable inputs for the asset or liability.

The preparation of financial statements in conformity with Ind AS requires management to make judgements, estimates and assumptions (such estimates and judgements are reviewed every year) that affect the application of the accounting policies and the reported amounts of assets and liabilities, the disclosure of contingent assets and liabilities at the date of the financial statements, and the reported amounts of revenues and expenses during the year. Actual results could differ from those estimates. The estimates and underlying assumptions are reviewed on an ongoing basis. Revisions to accounting estimates are recognised in the period in which the

## Notes to the standalone financial statements for the year ended 31 March 2024

estimate is revised if the revision affects only that period; they are recognised in the period of the revision and future periods if the revision affects both current and future periods.

All assets and liabilities have been classified as current or non-current as per Company's normal operating cycle and other criteria set out in Schedule III to the Companies Act 2013 and Ind AS 1 - Presentation of Financial Statements based on the nature of products and the time between the acquisition of assets for processing and their realisation in cash and cash equivalents.

**c. Going concern**

The directors have, at the time of approving the financial statements, a reasonable expectation that the Company has adequate resources to continue in operational existence for the foreseeable future. Thus, they continue to adopt the going concern basis of accounting in preparing the financial statements.

**d. Revenue recognition**

Revenue from contract with customers is recognised when the Company satisfies performance obligation by transferring promised goods and services to the customer. Performance obligations are satisfied at a point of time or over a period of time. Performance obligations satisfied over a period of time are recognised as per the terms of relevant contractual agreements/arrangements. Performance obligations are said to be satisfied at a point of time when the customer obtains control of the asset.

Revenue towards satisfaction of a performance obligation is measured at the amount of transaction price (net of variable consideration) allocated to that performance obligation. Transaction price of goods sold is net of variable consideration on account of discounts, incentives and schemes offered by the Company.

Revenue from services rendered over a period of time, such as annual maintenance contracts, are recognised on straight line basis over the period or as per the terms of the contract.

Dividend income from investments is recognised when the shareholder's right to receive dividend has been established provided that it is probable that the economic benefits will flow to the Company and the amount of income can be measured reliably.

Interest income from financial assets is recognized when it is probable that the economic benefit will flow to the Company and the amount can be measured reliably. Interest income is accrued on time basis, by reference to the principal outstanding and at the effective interest rate applicable, which is the rate that exactly discounts estimated future cash receipts through the expected life of the financial asset to that asset's net carrying amount on initial recognition.

Rental income from operating leases is accounted for on a straight-line basis over the lease term.

**e. Property, plant and equipment**

Property, plant and equipment are stated at cost of acquisition or construction less accumulated depreciation and impairment, if any.

Cost is inclusive of inward freight, duties and taxes and incidental expenses related to acquisition. In respect of major projects involving construction, related pre-operational expenses form part of the value of assets capitalised. Expenses capitalised also include applicable borrowing costs for qualifying assets, if any. All upgradation/enhancements are charged off as revenue expenditure unless they bring significant additional benefits.

Properties in course of construction for production, supply or administrative purposes, or for purposes not yet determined, are carried at cost, less any recognised impairment loss. Cost includes professional fees and, for

## Notes to the standalone financial statements for the year ended 31 March 2024

qualifying assets, borrowing costs capitalised in accordance with Company's policy. Depreciation on these assets commences when they are ready for their intended use.

Depreciation on property, plant and equipment has been provided on the straight-line method less residual values as per the useful life prescribed in Schedule II to the Companies Act, 2013 except in respect of the tools and moulds, in whose case the life of the assets has been assessed as 5 years based on technical advice, taking into account the nature of the asset, the estimated usage of the asset, the operating conditions of the asset, past history of replacement, anticipated technological changes, manufacturers warranties and maintenance support, etc. Depreciation commences when the assets are ready for their intended use.

Freehold land is not depreciated.

The estimated useful lives, residual values and depreciation method are reviewed at the end of each reporting period, with the effect of any changes in estimate accounted for on a prospective basis.

The estimated useful lives of property, plant and equipment of the Company are as follows:

Buildings	30 years
Buildings (Roads and Fences)	5 years
Plant and equipment	10 – 15 years
Plant and equipment (Tools and Moulds)	5 years
Furniture and fixtures	10 years
Office equipment	5 years
Vehicles	8 years
Computers	3-6 years

An item of property, plant and equipment is derecognised upon disposal or when no future economic benefits are expected to arise from the continued use of the asset. Any gain or loss arising on the disposal or retirement of an item of property, plant and equipment is determined as the difference between the sales proceeds and the carrying amount of the asset and is recognised in the statement of profit and loss.

### f. Investment property

Investment property are properties held to earn rentals and/or for capital appreciation (including property under construction for such purposes). Investment properties are measured initially at cost, including transaction costs. Subsequent to initial recognition, investment properties are measured in accordance with Ind AS 16 – Property, Plant and Equipment requirement for cost model, other than those that meet the criteria to be classified as held for sale (or are included in a disposal group that is classified as held for sale) in accordance with Ind AS 105 – Non-current Assets Held for Sale and Discontinued Operations.

An investment property is derecognised upon disposal or when the investment property is permanently withdrawn from use and no future economic benefits are expected from the disposal. Any gain or loss arising on de-recognition of the property (calculated as the difference between the net disposal proceeds and the carrying amount of the asset) is included in statement of profit and loss in the period in which the property is derecognised.

### g. Intangible assets

Intangible assets that the Company acquires separately and from which it expects future economic benefits are capitalised upon acquisition and measured initially at cost comprising the purchase price (including import duties and non-refundable taxes) and directly attributable costs to prepare the asset for its intended use.



## Notes to the standalone financial statements for the year ended 31 March 2024

Internally generated assets for which the cost is clearly identifiable are capitalised at cost. All directly attributable expenditure incurred to prepare the asset for its intended use are recognised as the cost of such assets.

Research expenditure is recognised as an expense when it is incurred. Development costs are capitalised only after the technical and commercial feasibility of the asset for sale or use has been established. All directly attributable expenditure incurred to prepare the asset for its intended use are recognised as the cost of such assets.

Internally generated brands, websites and customer lists are not recognised as intangible assets.

The useful life of an intangible asset is considered finite where the rights to such assets are limited to a specified period of time by contract or law (e.g., patents, licences, trademarks, franchise and servicing rights) or the likelihood of technical, technological obsolescence (e.g., computer software, design, prototypes) or commercial obsolescence (e.g., lesser-known brands are those to which adequate marketing support may not be provided).

Intangible assets that have finite lives are amortised over their estimated useful lives by the straight-line method unless it is practical to reliably determine the pattern of benefits arising from the asset. An intangible asset with an indefinite useful life is not amortised. The estimated useful lives of intangible assets of the Company are as follows:

Computer software	3 years
Technical knowhow	3 / 5 / 7 / 10 years
Brand	5 years
Non-Compete Agreement	10 years

Amortisation expenses, impairment losses and reversal of impairment losses are taken to the statement of profit and loss. Thus, after initial recognition, an intangible asset is carried at its cost less accumulated amortisation and/or impairment losses.

The useful lives of intangible assets are reviewed annually to determine if a reset of such useful life is required for assets with finite lives and to confirm that business circumstances continue to support an indefinite useful life assessment for assets so classified. Based on such review, the useful life may change or the useful life assessment may change from indefinite to finite. The impact of such changes is accounted for as a change in accounting estimate.

An intangible asset is derecognised on disposal or when no future economic benefits are expected from use or disposal. Gains or losses from derecognition are measured as the difference between the net disposal proceeds and the carrying amount of the assets, and are recognised in the statement of profit or loss when the asset is derecognised.

### **h. Impairment of tangible and intangible assets**

At the end of each reporting period, the Company reviews the carrying amounts of its tangible and intangible assets to determine whether there is any indication that those assets have suffered an impairment loss. If any such indication exists, the recoverable amount of the asset is estimated in order to determine the extent of the impairment loss (if any). When it is not possible to estimate the recoverable amount of an individual asset, the Company estimates the recoverable amount of the cash-generating unit (CGU) to which the asset belongs.

Intangible assets with indefinite useful lives and intangible assets not yet available for use are tested for impairment at least annually, and whenever there is an indication that the asset may be impaired.

Recoverable amount is the higher of fair value less costs of disposal and value in use. In assessing value in use, the estimated future cash flows are discounted to their present value using a pre-tax discount rate that reflects

## Notes to the standalone financial statements for the year ended 31 March 2024

current market assessments of the time value of money and the risks specific to the asset for which the estimates of future cash flows have not been adjusted.

If the recoverable amount of an asset (or CGU) is estimated to be less than its carrying amount, the carrying amount of the asset (or CGU) is reduced to its recoverable amount. An impairment loss is recognised immediately in the statement of profit and loss.

When an impairment loss subsequently reverses, the carrying amount of the asset (or a CGU) is increased to the revised estimate of its recoverable amount, but so that the increased carrying amount does not exceed the carrying amount that would have been determined had no impairment loss been recognised for the asset (or CGU) in prior years. A reversal of an impairment loss is recognised immediately in the statement of profit and loss.

### **i. Borrowing costs**

Borrowing costs directly attributable to the acquisition, construction or production of qualifying assets, which are assets that necessarily take a substantial period of time to get ready for their intended use or sale, are added to the cost of those assets, until such time as the assets are substantially ready for their intended use or sale

Investment income earned on the temporary investment of specific borrowings pending their expenditure on qualifying assets is deducted from the borrowing costs eligible for capitalisation.

All other borrowing costs are recognised in the statement of profit and loss in the period in which they are incurred.

### **j. Foreign currency transactions**

The functional and presentation currency of the Company is Indian Rupee.

Foreign currency transactions are recorded at the exchange rate prevailing on the date of the respective transactions. Gains/losses arising on foreign currency transactions settled during the year are recognised in the statement of profit and loss.

At each reporting date, monetary assets and liabilities that are denominated in foreign currencies are retranslated at the rates prevailing at that date. Exchange differences arising on translation of monetary items are recognised in the statement of profit and loss.

Exchange differences arising on monetary items that, in substance, form part of the Company's net investment in a foreign operation (having a functional currency other than Indian Rupee) are accumulated in foreign currency translation reserve.

Non-monetary items denominated in foreign currency are carried at cost.

### **k. Derivatives**

The Company enters into derivative financial instruments, primarily foreign exchange forward contracts and currency swaps to manage its exposure to foreign exchange risks and commodity forward contracts to manage the price risk associated with anticipated purchase transactions or purchased inventory.

Derivatives are initially recognised at fair value and are subsequently re-measured to their fair value at the end of each reporting period. The resulting gains/losses is recognised in the statement of profit and loss.

### **l. Investment in subsidiaries and associates**

Investment in subsidiaries and associates are carried at cost less accumulated impairment, if any.

## Notes to the standalone financial statements for the year ended 31 March 2024

### **m. Inventories**

Inventories are valued at the lower of cost and net realisable value. Costs of inventories are determined using weighted average method. Cost comprises expenditure incurred in the normal course of business in bringing such inventories to its present location and condition and includes, where applicable, appropriate overheads based on normal level of activity. Net realisable value represents the estimated selling price for inventories less all estimated costs of completion and costs necessary to make the sale.

Obsolete, slow moving and defective inventories are identified from time to time and, where necessary, a provision is made for such inventories.

### **n. Employee benefits**

#### **Retirement benefit costs**

Contribution payable for provident fund and superannuation fund, which are defined contribution schemes are recognised as an employee benefit expense in the statement of profit and loss.

For retirement benefit - defined benefit plan i.e., gratuity, other long-term employee benefits i.e., leave encashment and sick leave, the cost of providing benefits is determined using the projected unit credit method, with actuarial valuations being carried out at the end of each annual reporting period.

Re-measurement gains and losses is recognised immediately through other comprehensive income for gratuity and statement of profit and loss for leave encashment and sick leave in the period in which they occur.

Re-measurement recognised in other comprehensive income is reflected immediately in retained earnings and is not reclassified to profit and loss. Net interest is calculated by applying the discount rate at the beginning of the period to the net defined benefit liability or asset. Defined benefit costs are categorised as follows:

- service cost (including current service cost, past service cost, as well as gains and losses on curtailments and settlements);
- net interest expense or income; and
- re-measurement

The Company presents the first two components of defined benefit costs in the statement of profit and loss in the line item 'Employee benefits expense.'

The retirement benefit obligation recognised in the balance sheet represents the actual deficit or surplus in the Company's defined benefit plans. Any surplus resulting from this calculation is limited to the present value of any economic benefits available in the form of reductions in future contributions to the plans.

#### **Short-term employee benefits**

A liability is recognised for benefits accruing to employees in respect of wages and salaries.

Liabilities recognised in respect of short-term employee benefits are measured at the undiscounted amount of the benefits expected to be paid in exchange for the related service.

### **o. Taxation**

Tax expenses comprises current and deferred tax.

#### **Current tax**

Current tax is measured at the amount expected to be paid to tax authorities in accordance with the Income Tax Act, 1961. The Company's current tax is calculated using tax rates and tax laws that have been enacted during the period, together with any adjustment to tax payable in respect of previous years. Current tax assets and tax

## Notes to the standalone financial statements for the year ended 31 March 2024

liabilities are offset where the Company has a legally enforceable right to offset and intends either to settle on net basis, or to realise the asset and settle the liability simultaneously.

### **Deferred tax**

Deferred tax is recognised on temporary differences between the carrying amounts of assets and liabilities in the financial statements and the corresponding tax bases used in the computation of taxable profit. Deferred tax liabilities are generally recognised for all taxable temporary differences. Deferred tax assets are generally recognised for all deductible temporary differences to the extent that it is probable that taxable profits will be available against which those deductible temporary differences can be utilised. Such deferred tax assets and liabilities are not recognised if the temporary difference arises from the initial recognition of assets and liabilities in a transaction that affects neither the taxable profit nor the accounting profit.

The carrying amount of deferred tax assets is reviewed at the end of each reporting period and reduced to the extent that it is no longer probable that sufficient taxable profits will be available to allow all or part of the asset to be recovered.

Deferred tax liabilities and assets are measured at the tax rates that are expected to apply in the period in which the liability is settled or the asset realised, based on tax rates and tax laws that have been enacted or substantively enacted by the end of the reporting period.

Income tax, in so far as it relates to items disclosed under other comprehensive income or equity, are disclosed separately under other comprehensive income or equity, as applicable.

Deferred tax assets and liabilities are offset when there is legally enforceable right to offset current tax assets and liabilities and when the deferred tax balances are related to the same taxation authority.

### **p. Government grants**

Government grants are recognised when there is reasonable assurance that the grant will be received, and the Company will comply with the conditions attached to the grant. Accordingly, government grants:

- a) related to or used for assets are included in the balance sheet as deferred income and recognised as income over the useful life of the assets.
- b) related to incurring specific expenditures are taken to the statement of profit and loss on the same basis and in the same periods as the expenditures incurred.
- c) by way of financial assistance on the basis of certain qualifying criteria are recognised as they become receivable.

### **q. Warranties**

Warranty costs are estimated by the Management on the basis of a technical evaluation and based on specific warranties, claims and claim history. Provision is made for estimated liability in respect of warranty cost in the year of sale of goods. Warranty provisions are measured at discounted amounts. The Company discounts its provision for warranty to present value at reporting dates. Consequently, the unwinding of discount is recognised in the statement of profit and loss.

Provision for warranty is expected to be utilised over a period of one to five years.

### **r. Provisions and contingent liabilities**

The Company recognises a provision when there is a present obligation as a result of an obligating event that probably requires outflow of resources and a reliable estimate can be made of the amount of the obligation. When some or all of the economic benefits required to settle a provision are expected to be recovered from a third

## Notes to the standalone financial statements for the year ended 31 March 2024

party, a receivable is recognised as an asset if it is virtually certain that reimbursement will be received and the amount of the receivable can be measured reliably. When a provision is measured using the cash flows estimated to settle the present obligation, its carrying amount is the present value of those cash flows (when the effect of the time value of money is material).

A disclosure of a contingent liability is made when there is a possible obligation or a present obligation that may, but probably will not, require an outflow of resources. When there is a possible obligation or a present obligation and the likelihood of outflow of resources is remote, no provision or disclosure of contingent liability is made.

### s. Leases

#### i. Company as a lessee

The Company assesses whether a contract is or contains a lease, at the inception of a contract. A contract is, or contains, a lease if the contract conveys the right to control the use of an identified asset for a time in exchange for a consideration.

The Company recognises a right-of-use asset and corresponding lease liability at the lease commencement date with respect to all lease arrangements in which it is a lessee, except for short-term leases (defined as leases with a lease term of 12 months or less) and leases of low value assets. For these leases, the Company recognises the lease payments as an operating expense on a straight-line basis over the term of the lease unless another systematic basis is more representative of the time pattern in which economic benefits from the leased assets are consumed. The right-of-use asset is initially measured at cost, which comprises the initial amount of the lease liability adjusted for any lease payments made at or before the commencement date, plus any initial direct costs incurred and an estimate of costs to dismantle and remove the underlying asset or to restore the underlying asset or the site on which it is located, less any lease incentives received.

The right-of-use asset is subsequently depreciated using the straight-line method from the commencement date to the end of the lease term and evaluated for any impairment losses.

The Company applies Ind AS 36 to determine whether a right-of-use asset is impaired and accounts for any identified impairment loss as described in the policy for 'Impairment of tangible and intangible assets'.

Whenever the Company incurs an obligation for costs to dismantle and remove leased assets, restore the site on which it is located or restore the underlying asset to the condition required by the terms and conditions of the lease, a provision is recognised and measured under Ind AS 37. To the extent those costs relate to a right-of-use asset, the costs are included in the right-of-use asset, unless the costs are incurred to produce inventories.

The lease liability is initially measured at the present value of the lease payments that are not paid at the commencement date, discounted using the Company's incremental borrowing rate. It is re-measured when there is a change in future lease payments arising from a change in an index or rate, if there is a change in the Company's estimate of the amount expected to be payable under a residual value guarantee, or if the Company changes its assessment of whether it will exercise a purchase, extension or termination option. When the lease liability is re-measured in this way, a corresponding adjustment is made to the carrying amount of the right-of-use asset or is recorded in the statement of profit or loss if the carrying amount of the right-of-use asset has been reduced to zero.

Variable rents that do not depend on an index or rate are not included in the measurement of the lease liability and right-of-use asset. The related payments are recognised as an expense in the period in which the event or condition that triggers those payments occurs and are presented in the line 'Other Expenses' in the statement of profit or loss.

The right-of-use assets and lease liabilities are presented as a separate line item in the balance sheet.

## Notes to the standalone financial statements for the year ended 31 March 2024

ii. **Company as a lessor**

Leases in which the Company does not transfer substantially all the risks and rewards of ownership of the assets to the lessee are classified as operating leases.

Lease receipts under operating leases are recognised as an income, on a straight-line basis in the statement of profit and loss over the lease term except where the lease payments are structured to increase in line with expected general inflation.

The Company does not have any finance lease arrangements.

t. **Operating segments**

Operating segments are reported in a manner consistent with the internal reporting provided to the chief operating decision-maker (CODM). The CODM, who is responsible for allocating resources and assessing performance of the operating segments, has been identified as the divisional Chief Executive Officers.

Segments are organised based on business which have similar economic characteristics as well as exhibit similarities in nature of products and services offered, the nature of production processes, the type and class of customer and distribution methods.

Segment revenue arising from third party customers is reported on the same basis as revenue in the financial statements. Inter-segment revenue is reported on the basis of transactions which are primarily market led. Segment results represent profits before finance charges, unallocated expenses and taxes.

“Unallocated expenses” represents revenue and expenses attributable to the Company as a whole and are not attributable to segments.

u. **Financial instruments**

A financial instrument is any contract that gives rise to a financial asset of one entity and a financial liability or equity instrument of another entity. Financial assets and financial liabilities are recognised when the Company becomes a party to the contractual provisions of the instruments. Financial assets and financial liabilities are initially measured at fair value except for trade receivables that do not have a significant financing component which are measured at transaction price.

Transaction costs that are directly attributable to the acquisition or issue of financial assets and financial liabilities (other than financial assets and financial liabilities at fair value through profit and loss) are added to or deducted from the fair value of the financial assets or financial liabilities, as appropriate, on initial recognition. Transaction costs directly attributable to the acquisition of financial assets or financial liabilities at fair value through profit and loss are recognised immediately in the statement of profit and loss.

Financial assets and liabilities are offset and the net amount is included in the balance sheet where there is a legally enforceable right to offset the recognised amounts and there is an intention to settle on a net basis or realise the asset and settle the liability simultaneously.

v. **Financial assets**

All regular way purchases or sales of financial assets are recognised and derecognised on a trade date basis. Regular way purchases or sales are purchases or sales of financial assets that require delivery of assets within the time frame established by regulation or convention in the marketplace.

All recognised financial assets are subsequently measured in their entirety at either amortised cost or fair value, depending on the classification of the financial assets.

**Classification**

Management determines the classification of an asset at initial recognition depending on the purpose for which the assets were acquired. The subsequent measurement of financial assets depends on such classification.

## Notes to the standalone financial statements for the year ended 31 March 2024

Financial assets are classified as those measured at:

- (a) Amortised cost, where the financial assets are held solely for collection of cash flows arising from payments of principal and / or interest.
- (b) Fair value through other comprehensive income, where the financial assets are held not only for collection of cash flows arising from payments of principal and interest but also from the sale of such assets. Such assets are subsequently measured at fair value, with unrealised gains and losses arising from changes in the fair value being recognised in other comprehensive income.
- (c) Fair value through profit and loss, where the assets are managed in accordance with an approved investment strategy that triggers purchase and sale decisions based on the fair value of such assets. Such assets are subsequently measured at fair value, with unrealised gains and losses arising from changes in the fair value being recognised in the statement of profit and loss in the period in which they arise.

Trade receivables, cash and cash equivalents, other bank balances, loans and other financial assets are classified for measurement at amortised cost. Derivative instruments are measured at fair value through profit and loss while investments may fall under any of the aforesaid classes. However, in respect of particular investments in equity instruments that would otherwise be measured at fair value through profit and loss, an irrevocable election at initial recognition may be made to present subsequent changes in fair value through other comprehensive income.

Financial assets at amortised cost are subsequently measured at amortised cost using effective interest method. The effective interest method is a method of calculating the amortised cost of an instrument and of allocating interest income over the relevant period. The effective interest rate is the rate that exactly discounts estimated future cash receipts (including all fees and points paid or received that form an integral part of the effective interest rate, transaction costs and other premiums or discounts) through the expected life of the debt instrument, or, where appropriate, a shorter period, to the net carrying amount on initial recognition.

### **Recognition**

Financial assets include investments, trade receivables, derivative instruments, cash and cash equivalents, other bank balances, loans and other financial assets. Such assets are initially recognised at transaction price when the Company becomes party to contractual obligations. The transaction price includes transaction costs unless the asset is being fair valued through the statement of profit and loss.

### **Impairment**

At each reporting date a financial asset such as investment, trade receivable, loans and other financial assets held at amortised cost and financial assets that are measured at fair value through other comprehensive income are tested for impairment based on evidence or information that is available without undue cost or effort. Expected credit loss is assessed and loss allowance is recognised if the credit quality of that financial asset has deteriorated significantly since initial recognition.

Loss allowances for financial assets measured at amortised cost are deducted from the gross carrying amount of the assets. For debt securities at fair value through other comprehensive income, the loss allowance is recognised in other comprehensive income and is not reduced from the carrying amount of the financial asset in the balance sheet.

The gross carrying amount of a financial asset is written off (either partially or in full) to the extent that there is no realistic prospect of recovery. This is generally the case when the Company determines that the trade receivable does not have assets or sources of income that could generate sufficient cash flows to repay the amounts subject to the write-off. However, financial assets that are written off could still be subject to enforcement activities

## Notes to the standalone financial statements for the year ended 31 March 2024

under the Company's recovery procedures, taking into account legal advice where appropriate. Any recoveries made are recognised in statement of profit and loss.

### **Reclassification**

When and only when the business model is changed the Company shall reclassify all affected financial assets prospectively from the reclassification date as subsequently measured at amortised cost, fair value through other comprehensive income, fair value through profit and loss without restating the previously recognised gains, losses or interest and in terms of the reclassification principles laid down in the Ind AS relating to financial instruments.

### **De-recognition**

Financial assets are derecognised when the right to receive cash flows from the assets has expired, or has been transferred, and the Company has transferred substantially all of the risks and rewards of ownership. Consequently, if the asset is one that is measured at

- (a) Amortised cost, the gain or loss is recognised in the statement of profit and loss.
- (b) Fair value through other comprehensive income, the cumulative fair value adjustments previously taken to reserves are reclassified to the statement of profit and loss unless the asset represents an equity investment in which case the cumulative fair value adjustments previously taken to reserves is reclassified within equity.

## **w. Financial liabilities and equity instruments**

### **Classification:**

Debt and equity instruments issued by the Company are classified as either financial liabilities or as equity in accordance with the substance of the contractual arrangements and the definitions of a financial liability and an equity instrument.

### **Equity instruments**

An equity instrument is any contract that evidences a residual interest in the assets of an entity after deducting all of its liabilities. Equity instruments issued by the Company are recognised at the proceeds received.

### **Financial liabilities**

Borrowings, trade payables and other financial liabilities are initially recognised at the value of the respective contractual obligations. They are subsequently measured at amortised cost. Any discount or premium on redemption / settlement is recognised in the statement of profit and loss as finance cost over the life of the liability using the effective interest method and adjusted to the liability figure disclosed in the balance sheet.

Financial liabilities are derecognised when the liability is extinguished, i.e., when the contractual obligation is discharged, cancelled and on expiry.

## **x. Earning per share**

Basic earnings per share are calculated by dividing the profit and loss for the year attributable to shareholders by the weighted average number of shares outstanding during the year. For the purpose of calculating diluted earnings per share, the profit and loss for the year attributable to shareholders and weighted average number of shares outstanding during the year is adjusted for the effects of all dilutive potential shares.

## **y. Goodwill**

Goodwill is not amortised but is reviewed for impairment at least annually.

Goodwill arising on an acquisition of a business is carried at cost as established at the date of acquisition of the business less accumulated impairment losses, if any.



## Notes to the standalone financial statements for the year ended 31 March 2024

For the purposes of impairment testing, goodwill is allocated to each of the Company's cash-generating units (or groups of cash-generating units) that is expected to benefit from the synergies of the combination. A cash-generating unit to which goodwill has been allocated is tested for impairment annually, or more frequently when there is an indication that the unit may be impaired. If the recoverable amount of the cash-generating unit is less than its carrying amount, the impairment loss is allocated first to reduce the carrying amount of any goodwill allocated to the unit and then to the other assets of the unit pro-rata based on the carrying amount of each asset in the unit. Any impairment loss for goodwill is recognised directly in the statement of profit or loss. An impairment loss recognised for goodwill is not reversed in subsequent periods. On disposal of the relevant cash-generating unit, the attributable amount of goodwill is included in the determination of the profit or loss on disposal.

### **z. Business combinations**

Acquisitions of businesses are accounted for using the acquisition method. The consideration transferred in a business combination is measured at fair value, which is calculated as the difference between the assets acquired by the Company and liabilities assumed by the Company at the acquisition-date.

Acquisition related costs are generally recognised in the statement of profit or loss as incurred. The identifiable assets acquired and liabilities assumed are recognised at fair value except deferred tax assets or liabilities and liabilities related to employee benefit arrangements which are recognised and measured in accordance with Ind AS 12 and Ind AS 19 respectively.

Goodwill is measured as the excess of the sum of the consideration transferred over the net amounts of the identifiable assets acquired and the liabilities assumed at the acquisition date. If the net of the acquisition-date amounts of the identifiable assets acquired and liabilities assumed exceeds the sum of the consideration transferred, the excess, after reassessment, is recognised in capital reserve through other comprehensive income or directly depending on whether there exists clear evidence of the underlying reason for classifying the business combination as a bargain purchase.

Business combinations arising from acquisition of net assets from entities that are under common control are accounted for using the pooling of interest method. The difference between any consideration transferred and the aggregate historical carrying values of assets and liabilities of the acquired entity are recognised in shareholders' equity.

## **2A. USE OF ESTIMATES AND JUDGEMENTS**

The preparation of financial statements in conformity with generally accepted accounting principles requires management to make estimates and assumptions that affect the reported amounts of assets and liabilities and disclosure of contingent liabilities at the date of the financial statements and the results of operations during the reporting period end. Although these estimates are based upon management's best knowledge of current events and actions, actual results could differ from these estimates.

The estimates and underlying assumptions are reviewed on an ongoing basis. Revisions to accounting estimates are recognised in the period in which the estimate is revised if the revision affects only that period, or in the period of the revision and future periods if the revision affects both current and future periods.

In particular, information about the significant areas of estimation, uncertainty and critical judgements in applying accounting policies that have the most significant effect on the amounts recognised in the financial statements are related to:

- (i) Useful life of property, plant and equipment and intangible assets
- (ii) Provision for product warranties

## Notes to the standalone financial statements for the year ended 31 March 2024

- (iii) Provision for employee benefits
- (iv) Fair value of financial assets/liabilities
- (v) Provisions and contingent liabilities

### **Useful life of property, plant and equipment and intangible assets**

As described in the material accounting policies, the Company reviews the estimated useful lives of property, plant and equipment and intangible assets at the end of each reporting period. The Company is required to determine whether its intangible assets have indefinite or finite life which is a subject matter of judgement.

### **Provision for product warranties:**

Provision is estimated in respect of warranty cost in the year of sale of goods and it represents the present value of the management's best estimate of the future outflow of economic benefit that will be required under the Company's obligation for warranties. It is estimated by the management on the basis of a technical evaluation and based on specific warranties, claims and claim history.

The determination of provision for product warranties takes into account assumptions which is a subject matter of judgement.

### **Provision for employee benefits**

The determination of Company's liability towards defined benefit obligation and other long-term employee benefits to employees is made through independent actuarial valuation including determination of amounts to be recognised in the statement of profit and loss and in other comprehensive income. Such valuation depends upon assumptions determined after taking into account inflation, seniority, promotion and other relevant factors such as supply and demand factors in the employment market. Information about such valuation is provided in notes to accounts.

### **Fair value measurements and valuation processes**

Some of the Company's assets and liabilities are measured at fair value for financial reporting purposes. In estimating the fair value of an asset or a liability, the Company uses market-observable data to the extent it is available. Where Level 1 inputs are not available, the Company engages third party qualified valuers to perform the valuation, if required.

### **Provisions and contingent liabilities**

The Company has ongoing litigations with various regulatory authorities and third parties. Where an outflow of funds is believed to be probable and a reliable estimate of the outcome of the dispute can be made based on management's assessment of specific circumstances of each dispute and relevant external advice, management provides for its best estimate of the liability. Such accruals are by nature complex and can take number of years to resolve and can involve estimation uncertainty.

Notes to the standalone financial statements for the year ended 31 March 2024

**3A. Property, plant and equipment**

	Rs. in crores									
	Gross Block				Depreciation and amortisation			Net Book Value		
	As at 01 April 2023	Additions	Adjustments / disposals	As at 31 March 2024	As at 01 April 2023	For the year	Adjustments / disposals	As at 31 March 2024	As at 31 March 2024	As at 31 March 2023
(a) Land	14.05	0.93	-	14.98	-	-	-	-	14.98	14.05
Previous year	14.05	-	-	14.05	-	-	-	-	14.05	14.05
(b) Buildings	130.02	0.56	-	130.58	28.17	7.05	-	35.22	95.36	101.85
Previous year	128.65	1.40	(0.03)	130.02	21.28	6.89	-	28.17	101.85	107.37
(c) Plant and equipment	655.56	55.48	(1.18)	709.86	323.86	60.45	(0.90)	383.41	326.45	331.70
Previous year	609.30	49.05	(2.79)	655.56	265.67	60.08	(1.89)	323.86	331.70	343.63
(d) Furniture and fixtures	38.31	3.98	(0.90)	41.39	16.14	3.62	(0.64)	19.12	22.27	22.17
Previous year	35.40	3.49	(0.58)	38.31	13.07	3.44	(0.37)	16.14	22.17	22.33
(e) Vehicles	1.75	-	(0.07)	1.68	0.64	0.13	(0.07)	0.70	0.98	1.11
Previous year	0.90	0.85	-	1.75	0.52	0.12	-	0.64	1.11	0.38
(f) Office equipment	7.81	1.72	(0.40)	9.13	4.65	1.12	(0.37)	5.40	3.73	3.16
Previous year	7.25	0.94	(0.38)	7.81	4.00	0.96	(0.31)	4.65	3.16	3.25
(g) Computers	24.48	1.48	(0.94)	25.02	15.49	3.42	(0.85)	18.06	6.96	8.99
Previous year	20.52	4.66	(0.70)	24.48	12.46	3.62	(0.59)	15.49	8.99	8.06
Total	871.98	64.15	(3.49)	932.64	388.95	75.79	(2.83)	461.91	470.73	483.03
Previous year	816.07	60.39	(4.48)	871.98	317.00	75.11	(3.16)	388.95	483.03	499.07
Capital work-in-progress	11.71	17.52	(16.71)	12.52	-	-	-	-	12.52	11.71
Previous year	9.80	9.73	(7.82)	11.71	-	-	-	-	11.71	9.80

1 Amount of borrowing cost capitalised during the period: Rs. 0.32 crores (31 March, 2023 - Nil)

2. All the title deeds of immovable properties are held in the name of the Company

**Capital work-in-progress ageing schedule:**

	Rs. in crores			
	Amount in capital work-in-progress for a period of			Total
	Less than 1 year	1 - 2 years	2 - 3 years	More than 3 years
Projects in progress - 31 March, 2024	12.16	0.28	0.08	-
Previous year	9.73	1.53	0.45	-
				12.52
				11.71

Notes to the standalone financial statements for the year ended 31 March 2024

3B. Intangible assets	Rs. in crores									
	Gross Block			Depreciation and amortisation			Net Book Value			
	As at 01 April 2023	Additions	Adjustments / disposals	As at 31 March 2024	As at 01 April 2023	For the year	Adjustments / disposals	As at 31 March 2024	As at 31 March 2024	As at 31 March 2023
(a) Brand	3.82	-	-	3.82	3.40	0.42	-	3.82	-	0.42
Previous year	3.82	-	-	3.82	2.63	0.77	-	3.40	-	1.19
(b) Computer software	23.29	2.28	(0.03)	25.54	20.85	1.65	(0.03)	22.47	3.07	2.44
Previous year	22.46	0.84	(0.01)	23.29	18.62	2.24	(0.01)	20.85	2.44	3.84
(c) Technical knowhow	48.58	8.25	-	56.83	33.25	7.28	-	40.53	16.30	15.33
Previous year	46.54	2.04	-	48.58	26.56	6.69	-	33.25	15.33	19.98
(d) Non-competete agreement	6.17	-	-	6.17	2.75	0.62	-	3.37	2.80	3.42
Previous year	6.17	-	-	6.17	2.14	0.61	-	2.75	3.42	4.03
<b>Total</b>	81.86	10.53	(0.03)	92.36	60.25	9.97	(0.03)	70.19	22.17	21.61
Previous year	78.99	2.88	(0.01)	81.86	49.95	10.31	(0.01)	60.25	21.61	29.04
<b>Intangible assets under development</b>	8.54	2.01	(7.88)	2.67	-	-	-	-	2.67	8.54
Previous year	3.28	6.29	(1.03)	8.54	-	-	-	-	8.54	3.28

1 The amortisation of intangible assets is disclosed in the face of Statement of Profit and Loss under the heading "Depreciation and amortisation expenses".

2 None of the above stated intangible assets are internally generated.

3 The remaining useful life of significant intangible assets are as under:-

Description	Remaining useful life as at 31 March 2024
(a) Drawing cost of BLDC air conditioner motor	The entire net block would be amortised in 9 years.
(b) Technology purchase for Industrial washing machine	The entire net block would be amortised in 4 years.
(c) Engineering design and process for Industrial Launderette Equipments	The entire net block would be amortised in 2 years.
(d) Design cost for air conditioner	The entire net block would be amortised in 1 year.
(e) Design cost for washer dryer	The entire net block would be amortised in 1 year.
(f) Technical knowhow for air conditioner controller	The entire net block would be amortised in 3 years.
(g) Non-competete agreement	The entire net block would be amortised in 5 years.
(h) Technology for sensorless motor for washing machine	The entire net block would be amortised in 5 years.
(i) Technical knowhow for air conditioner controller	The entire net block would be amortised in 5 years.
(j) Computer software - SAP CRM Software	The entire net block would be amortised in 3 years.

**Intangible assets under development ageing schedule:**

Projects in progress - 31 March, 2024	Rs. in crores				
	Amount in intangible assets under development for a period of				
	Less than 1 year	1 - 2 years	2 - 3 years	More than 3 years	Total
Previous year	1.93	0.22	0.18	0.34	2.67
	6.29	1.92	0.29	0.04	8.54

Notes to the standalone financial statements for the year ended 31 March 2024

	3C. Right of use assets										Rs. in crores	
	Gross Block					Depreciation and amortisation					Net Book Value	
	As at 01 April 2023	Additions	Adjustments / disposals	As at 31 March 2024	As at 01 April 2023	For the year	Adjustments / disposals	As at 31 March 2024	As at 31 March 2024	As at 31 March 2024	As at 31 March 2023	
<b>Land</b>	78.61	5.29	(45.11)	38.79	7.44	3.28	-	10.72	28.07	71.17	71.17	
<i>Previous year</i>	78.61	-	-	78.61	4.19	3.25	-	7.44	71.17	74.42	74.42	
<b>Buildings</b>	134.79	22.02	(33.11)	123.70	55.86	31.71	(31.02)	56.55	67.15	78.93	78.93	
<i>Previous year</i>	115.60	53.47	(34.28)	134.79	59.33	30.41	(33.88)	55.86	78.93	56.27	56.27	
<b>Vehicles</b>	1.34	-	-	1.34	0.36	0.74	-	1.10	0.24	0.98	0.98	
<i>Previous year</i>	-	1.34	-	1.34	-	0.36	-	0.36	0.98	-	-	
<b>Computers</b>	-	4.46	(0.10)	4.36	-	0.66	(0.10)	0.56	3.80	-	-	
<i>Previous year</i>	-	-	-	-	-	-	-	-	-	-	-	
<b>Total</b>	214.74	31.77	(78.32)	168.19	63.66	36.39	(31.12)	68.93	99.26	151.08	151.08	
<i>Previous year</i>	194.21	54.81	(34.28)	214.74	63.52	34.02	(33.88)	63.66	151.08	130.69	130.69	

Notes to the standalone financial statements for the year ended 31 March 2024

**4. Investment property** Rs. in crores

Particulars	Gross Block / Net Book Value			
	As at 1 April 2023	Additions	Adjustments/ disposals	As at 31 March 2024
Land	0.11	-	-	<b>0.11</b>
<b>Total</b>	<b>0.11</b>	<b>-</b>	<b>-</b>	<b>0.11</b>

- The Company's investment properties consist of lands in India and includes an amount of **Rs. 0.07 crores** (31 March 2023: Rs. 0.07 crores) being assets given on a lease.
- As at 31 March 2024 and 31 March 2023 the fair values of the properties are **Rs. 12.25 crores** and Rs. 10.26 crores respectively. These fair values are based on valuations performed by Nag Chowdhury Associates, an accredited independent registered valuer. Nag Chowdhury Associates is a specialist in valuing these types of investment properties. A valuation model (market approach) has been adopted and the valuation is in accordance with that recommended by the International Valuation Standards. The fair value measurement can be categorised into level 3 category. There has been no change in the valuation technique as compared to 31 March, 2023.
- The Company has no restrictions on the realisability of its investment properties and no contractual obligations to either purchase, construct or develop investment properties or for repairs, maintenance and enhancements. All the title deeds of the investment properties are held in the name of the Company.
- Information regarding income and expenditure of investment property:

Particulars	Year ended	
	31 March 2024 Rs. in crores	31 March 2023 Rs. in crores
Rental income derived from investment property	<b>0.06</b>	0.06
Total profit arising from investment property	<b>0.06</b>	0.06

**5. Investments**

Particulars	As at 31 March 2024			As at 31 March 2023		
	Nos	Current	Non Current	Nos	Current	Non Current
		Rs. in crores	Rs. in crores		Rs. in crores	Rs. in crores
<b>(A) INVESTMENT IN EQUITY INSTRUMENTS</b>						
<b>Unquoted investments (fully paid)</b>						
<b>(i) Investment in subsidiary (at cost)</b>						
- Global Automotive & Appliances Pte. Ltd. (ordinary shares of USD. 1/- each)	47,55,625	-	21.60	47,55,625	-	21.60
<b>(ii) Investment in associate (at cost)</b>						
- IFB Refrigeration Limited (Ordinary Shares of Rs 10/- each)	9,70,00,000	-	97.00	9,70,00,000	-	97.00
<b>(iii) Investment in others (at fair value through profit and loss)</b>						
- Astrea Greentech Private Ltd (equity shares of Rs. 10/- each)	15,000	-	0.66	15,000	-	2.25
		-	<b>119.26</b>		-	<b>120.85</b>

Notes to the standalone financial statements for the year ended 31 March 2024

5. Investments (Contd.)

Particulars	As at 31 March 2024			As at 31 March 2023		
	Nos	Current	Non Current	Nos	Current	Non Current
		Rs. in crores	Rs. in crores		Rs. in crores	Rs. in crores
<b>(B) INVESTMENT IN MUTUAL FUNDS</b>						
<b>Unquoted investments</b>						
<b>At fair value through statement of profit and loss</b>						
a) Aditya Birla Sun Life Money Manager Fund - Direct plan- growth	7,07,254	24.10	-	3,41,075	10.79	-
b) Axis Liquid fund-Direct Plan - Growth	1,602	0.43	-	1,602	0.40	-
c) Axis Short Term Fund - Direct Plan - Growth	34,58,480	10.46	-	16,08,378	4.51	-
d) Axis Strategic Bond Fund - Direct Growth	20,79,812	5.71	-	-	-	-
e) Axis Treasury Advantage Fund - Direct Growth	17,343	5.10	-	-	-	-
f) Bandhan Liquid Fund-Growth - (Direct Plan)	3,458	1.01	-	-	-	-
g) Bandhan Ultra Short Term Fund - Direct Plan - Growth	22,742	0.03	-	-	-	-
h) ICICI Prudential All Seasons Fund - Direct Plan Growth	8,72,780	3.11	-	-	-	-
i) ICICI Prudential Liquid Plan - Direct Plan Growth	99,161	3.54	-	-	-	-
j) ICICI Prudential LongTerm Bond Fund - Direct Plan Growth	2,34,429	2.06	-	-	-	-
k) ICICI Prudential Medium Term Bond Fund - Direct Plan Growth	2,32,751	1.02	-	-	-	-
l) ICICI Prudential Money Market fund-Growth-Direct plan Growth	6,921	0.24	-	1,24,678	4.04	-
m) ICICI Prudential Short term fund - Direct plan- growth	31,19,119	18.38	-	40,63,115	22.09	-
n) ICICI Prudential Ultra Short term fund - Direct plan- Growth	85,90,823	23.39	-	28,88,546	7.31	-
o) Kotak Bond Fund (Short Term) - Direct Plan - Growth	10,60,666	5.47	-	-	-	-
p) Kotak Dynamic Bond Fund Direct Growth	5,74,611	2.11	-	-	-	-
q) Kotak Equity Arbitrage fund - Direct plan-growth	11,14,547	4.06	-	69,07,042	23.17	-
r) Kotak Money Market Fund - Direct plan-growth	55,355	22.82	-	29,074	11.13	-
s) Nippon India Corporate Bond Fund - Direct Plan Growth	8,00,343	4.51	-	-	-	-
t) Nippon India Money Market Fund - Direct Plan Growth	34,437	13.16	-	-	-	-
u) SBI Magnum Constant Maturity Fund - Direct Growth Plan	3,45,696	2.04	-	-	-	-

Notes to the standalone financial statements for the year ended 31 March 2024

**5. Investments (Contd.)**

Particulars	As at 31 March 2024			As at 31 March 2023		
	Current		Non Current	Current		Non Current
	Nos	Rs. in crores	Rs. in crores	Nos	Rs. in crores	Rs. in crores
v) SBI Liquid Fund Direct Growth	6,572	2.48	-	1,137	0.40	-
w) SBI Magnum Ultra Short Duration Fund Direct Growth	59	0.03	-	-	-	-
x) SBI Overnight Fund Direct Growth	10,276	4.01	-	-	-	-
y) SBI Savings Fund - Direct Plan - Growth	5,899	0.02	-	-	-	-
z) SBI Short Term Debt Fund - Direct plan-growth	43,61,667	13.38	-	-	-	-
aa) UTI Banking & PSU Debt Fund - Direct Plan Growth	37,08,106	7.47	-	24,02,661	4.51	-
ab) UTI Short Duration Fund - Direct Plan Growth	11,96,656	3.65	-	-	-	-
ac) UTI Liquid Fund - Direct Growth Plan	21,011	8.32	-	2,172	0.80	-
<b>Total</b>		<b>192.11</b>	<b>-</b>		<b>89.15</b>	<b>-</b>
<b>Total investments</b>		<b>192.11</b>	<b>119.26</b>		<b>89.15</b>	<b>120.85</b>
<b>Other disclosures</b>						
Aggregate amount of unquoted investments		192.11	119.26		89.15	120.85
Aggregate amount of impairment in value of investments		-	-		-	-

**Details of investment in subsidiary :**

	As at 31 March 2024	As at 31 March 2023
Name	Global Automotive & Appliances Pte. Ltd	Global Automotive & Appliances Pte. Ltd
Principal place of business	Singapore	Singapore
Proportion of the ownership interest and voting rights held	100%	100%
Method used to account for above stated subsidiary	Cost	Cost

**6. Loans**

Particulars	As at 31 March 2024		As at 31 March 2023	
	Current	Non Current	Current	Non Current
	Rs. in crores	Rs. in crores	Rs. in crores	Rs. in crores
Unsecured, considered good				
- Loans to related parties (refer note 37) (#)	0.05	-	0.03	0.03
- Other loans to employees	0.45	0.50	0.53	0.52
<b>Total</b>	<b>0.50</b>	<b>0.50</b>	<b>0.56</b>	<b>0.55</b>

(#) Includes Nil (31 March 2023: Rs. 0.01 crores) as outstanding product loan to a director. In terms of percentage to the total loans and advances in the nature of loans the same stand at Nil (31 March 2023: 1%). This loan is given as per the Company policy and is applicable for all employees of the Company.



Notes to the standalone financial statements for the year ended 31 March 2024

7. Other financial assets

Particulars	As at 31 March 2024		As at 31 March 2023	
	Current	Non Current	Current	Non Current
	Rs. in crores	Rs. in crores	Rs. in crores	Rs. in crores
(a) Security deposits				
- to related parties (unsecured, considered good) - refer note 37	-	0.58	-	0.58
- to others				
(i) Unsecured, considered good	0.24	16.46	1.37	11.24
(ii) Unsecured, considered doubtful	-	0.14	-	0.14
Less: Allowance for doubtful deposits	-	0.14	-	0.14
(b) Margin money with more than 12 months maturity	-	-	-	0.41
(c) Bank deposit with more than 12 months maturity	-	-	-	0.31
(d) Others				
- Derivative instruments at fair value through profit or loss and not designated as hedges	5.00	-	5.73	4.20
- Interest accrued on fixed deposits	0.41	0.01	0.45	0.01
- Insurance claim receivable	0.02	-	-	-
- Other receivables	3.00	5.18	-	2.51
- Other receivables from related parties - refer note 37	8.60	-	3.90	-
<b>Total</b>	<b>17.27</b>	<b>22.23</b>	<b>11.45</b>	<b>19.26</b>

(a) Security deposit to related parties includes advances to private limited companies in which any director is a director or a member

(b) Other receivables - non-current represents excess funding of leave liability with insurance companies as at the year end

(c) Other receivables - current:

Production Linked Incentive Scheme (PLI) for White Goods (Air Conditioners and LED Lights) manufacturers in India has been notified by the Department for Promotion of Industry and Internal Trade (DPIIT) vide notification No. CG-DL-E-16042021-226671 dated 16.04.2021. The scheme is applicable from FY 2022-2023 to FY 2027-2028.

During 2021-22, the Company applied for the scheme and the same was approved by DPIIT and under the scheme the Company is eligible to receive a certain percentage of sale of eligible products as incentives during the above stated period.

Accordingly, under the scheme, the Company received a sanction of Rs. 3.00 crores from DPIIT during the year and the same has been recognised as a separate line item under Note 22 - "Other Income" in the statement of profit and loss for the financial year 2023-24 and has been shown under Note 7 - "Other current financial assets" in the Balance Sheet. The grant has since been received.

(d) The Company has not advanced or loaned or invested funds to any other persons or entities (intermediary) with the understanding that the intermediary shall directly or indirectly lend or invest in other persons or entities identified in any manner whatsoever by or on behalf of the Company or shall provide guarantee, security or the like to or on behalf of the Company.

8. Income tax assets /liabilities (net)

Particulars	As at 31 March 2024		As at 31 March 2023	
	Current	Non Current	Current	Non Current
	Rs. in crores	Rs. in crores	Rs. in crores	Rs. in crores
A) Advance tax (net of provision)	3.45	5.86	-	15.43
<b>Total</b>	<b>3.45</b>	<b>5.86</b>	<b>-</b>	<b>15.43</b>
B) Current tax (net of advance payment)	3.45	5.86	-	15.43
<b>Total</b>	<b>3.45</b>	<b>5.86</b>	<b>-</b>	<b>15.43</b>

Notes to the standalone financial statements for the year ended 31 March 2024

**9. Other assets**

Particulars	As at 31 March 2024		As at 31 March 2023	
	Current	Non Current	Current	Non Current
	Rs. in crores	Rs. in crores	Rs. in crores	Rs. in crores
Capital advances	-	4.76	-	7.58
Advances other than capital advance				
- deposit with statutory authorities	0.17	6.96	0.43	5.48
- advances with statutory authorities	47.53	0.15	30.11	0.15
- advances with related parties (refer note 37)	27.42	-	0.89	-
Other advances				
- advances for goods and services	13.42	0.14	19.72	0.14
less: allowance for doubtful advances	-	0.14	-	0.14
- prepaid expenses	5.69	1.67	7.84	1.05
<b>Total</b>	<b>94.23</b>	<b>13.54</b>	<b>58.99</b>	<b>14.26</b>
Advances with related parties includes advances to private limited companies in which any director is a director or a member	0.44	-	0.44	-

**10. Inventories (valued at lower of cost and net realisable value)**

Particulars	As at 31 March 2024	As at 31 March 2023
	Rs. in crores	Rs. in crores
Raw materials	180.95	197.93
Work-in-progress	34.25	33.93
Finished goods	195.43	225.47
Stock-in-trade	72.94	64.56
Stores and spares	52.41	44.93
<b>Total</b>	<b>535.98</b>	<b>566.82</b>

**The above includes goods in transit as under:**

Raw materials	28.87	58.22
Finished goods	12.67	9.23
Stock-in-trade	20.31	8.45
Stores and spares	0.85	2.12
	<b>62.70</b>	<b>78.02</b>

1. The cost of inventories recognised as an expense includes **Rs. 3.11 crores** (31 March 2023 : Rs.3.11 crores) in respect of write-downs of inventory to its net realisable value. Further a sum of **Rs. 2.99 crores** (31 March 2023: Rs. 2.91 crores) is in respect of reversal of such write-downs. The write downs have been reversed primarily as a result of increased sales price or subsequent disposals.
2. Cost of inventories carried at net realisable value **Rs. 4.36 crores** (31 March 2023: Rs. 4.41 crores). Carrying amount of inventories carried at net realisable value **Rs. 0.54 crores** (31 March 2023: Rs. 0.72 crores)
3. Working capital loan from a bank is secured by hypothecation of inventories of the Company's Steel Division. Value of inventory of the Company's Steel Division as at 31.03.2024 is **Rs. 14.95 crore**. For details of complete hypothecation refer Note 20 (note (e)(i)A).

Notes to the standalone financial statements for the year ended 31 March 2024

**11. Trade receivables**

Particulars	As at 31 March 2024 Rs. in crores	As at 31 March 2023 Rs. in crores
<b>Unsecured - considered good</b>		
- receivable from subsidiaries	0.78	0.12
- receivable from related parties other than subsidiaries(*) (refer note 37)	25.27	32.66
- receivable from others	405.38	359.26
<b>Unsecured - which have significant increase in credit risk</b>		
- receivable from others	2.21	1.85
Less: allowances for doubtful debts	(2.21)	(1.85)
<b>Total</b>	<b>431.43</b>	<b>392.04</b>
(*) Includes trade receivable from private limited companies in which any director is a director or a member	22.32	32.27

**Transfer of financial assets**

The Company discounted certain trade receivables with an aggregate carrying amount of **Rs. 4.53 crores** (31 March 2023: Rs. 1.89 crores) to a bank for cash proceeds of **Rs. 4.52 crores** (31 March 2023: Rs. 1.87 crores). If the trade receivables are not paid at maturity, the bank has the right to request the Company to pay the unsettled balance. As the Company has not transferred the significant risks and rewards relating to these trade receivables, it continues to recognise the full carrying value of the receivables and has recognised the cash received on the transfer as secured borrowings.

At the end of the reporting period, there were no trade receivables that have been transferred but have not been derecognised.

Trade receivables ageing as at 31 March, 2024						Rs. in crores
Particulars	Outstanding for the following periods from due date of payment					Total
	Less than 6 months	6 months - 1 year	1-2 years	2-3 years	More than 3 years	
(i) <b>Undisputed trade receivables:</b>						
Unsecured - considered good	405.92	20.66	4.06	0.77	0.02	431.43
Unsecured - which have significant increase in credit risk	0.10	0.20	0.05	-	0.64	0.99
(ii) <b>Disputed trade receivables:</b>						
Unsecured - considered good	-	-	-	-	-	-
Unsecured - which have significant increase in credit risk <sup>^</sup>	-	-	0.64	0.06	0.52	1.22
	<b>406.02</b>	<b>20.86</b>	<b>4.75</b>	<b>0.83</b>	<b>1.18</b>	<b>433.64</b>
Less: allowances for doubtful debts						(2.21)
<b>Total trade receivable</b>						<b>431.43</b>

<sup>^</sup> Ageing of unsecured disputed trade receivables have been considered from the invoice booking date and not from the date of dispute.

Notes to the standalone financial statements for the year ended 31 March 2024

11 Trade receivables (cont.)

Trade receivables ageing as at 31 March 2023

Rs. in crores

Particulars	Outstanding for the following periods from due date of payment					Total
	Less than 6 months	6 months - 1 year	1-2 years	2-3 years	More than 3 years	
(i) <b>Undisputed trade receivables:</b>						
Unsecured - considered good	377.26	12.69	1.43	0.20	0.46	<b>392.04</b>
Unsecured - which have significant increase in credit risk	0.07	0.03	0.03	0.02	0.44	<b>0.59</b>
(ii) <b>Disputed trade receivables:</b>						
Unsecured - considered good	-	-	-	-	-	-
Unsecured - which have significant increase in credit risk <sup>^</sup>	0.61	-	0.08	-	0.57	<b>1.26</b>
	<b>377.94</b>	<b>12.72</b>	<b>1.54</b>	<b>0.22</b>	<b>1.47</b>	<b>393.89</b>
Less: allowances for doubtful debts						<b>(1.85)</b>
<b>Total trade receivable</b>						<b>392.04</b>

<sup>^</sup> Ageing of unsecured disputed trade receivables have been considered from the invoice booking date and not from the date of dispute.

12. Cash and cash equivalents

Particulars	As at 31 March 2024	As at 31 March 2023
	Rs. in crores	Rs. in crores
Balances with banks		
- current account	75.28	67.12
- deposit account	22.62	3.03
Cheques on hand	0.62	1.26
Cash on hand	0.27	0.27
<b>Total</b>	<b>98.79</b>	<b>71.68</b>

13. Other bank balances

Particulars	As at 31 March 2024	As at 31 March 2023
	Rs. in crores	Rs. in crores
In deposit account	6.08	21.03
Margin money deposits	0.61	-
<b>Total</b>	<b>6.69</b>	<b>21.03</b>

Notes to the standalone financial statements for the year ended 31 March 2024

**14. Equity share capital**

Particulars	As at 31 March 2024		As at 31 March 2023	
	No. of shares	Rs. in crores	No. of shares	Rs. in crores
<b>Authorised share capital</b>				
Equity shares of Rs. 10 each	8,90,00,000	89.00	8,90,00,000	89.00
<b>Total</b>	<b>8,90,00,000</b>	<b>89.00</b>	<b>8,90,00,000</b>	<b>89.00</b>

Particulars	As at 31 March 2024		As at 31 March 2023	
	No. of shares	Rs. in crores	No. of shares	Rs. in crores
<b>Issued, subscribed and fully paid up</b>				
Equity shares of Rs. 10 each	4,05,18,796	40.52	4,05,18,796	40.52
<b>Forfeited shares</b>				
30,50,000 (31 March 2023: 30,50,000) equity shares of Rs. 10 each, Rs. 2.50 paid-up	–	0.76	–	0.76
<b>Total</b>	<b>4,05,18,796</b>	<b>41.28</b>	<b>4,05,18,796</b>	<b>41.28</b>

**There has been no change in equity share capital during the year.**

**Rights, preferences and restrictions attached to equity shares**

The Company has a single class of equity shares. Accordingly, all equity shares rank equally with regard to dividends and share in the Company's residual assets. The equity shares are entitled to receive dividend as declared from time to time. The voting rights of an equity shareholder on a poll (not on show of hands) are in proportion to its share of the paid-up equity capital of the Company.

Voting rights cannot be exercised in respect of shares on which any call or other sums presently payable have not been paid.

In the event of liquidation of the Company, the holders of equity shares will be entitled to receive the residual assets of the Company, remaining after distribution of all preferential amounts in proportion to the number of equity shares held.

**Details of shareholders holding more than 5% equity shares in the Company**

Particulars	As at 31 March 2024		As at 31 March 2023	
	%	No. of shares	%	No. of shares
1. IFB Automotive Private Limited	46.54%	1,88,56,833	46.54%	1,88,56,833
2. Nurpur Gases Private Limited	14.83%	60,10,416	14.83%	60,10,416
3. Asansol Bottling & Packaging Company Private Limited	8.31%	33,66,428	8.31%	33,66,428
4. Plutus Wealth Management LLP	Not	Not	7.40%	30,00,000
	<b>Applicable</b>	<b>Applicable</b>		

## Notes to the standalone financial statements for the year ended 31 March 2024

**14. Equity share capital (contd...)**
**Shareholding of promoters (equity shares)**

Promoters name	As at 31 March 2024			As at 31 March 2023	
	%	No. of shares	% Change during the year	%	No. of shares
1. Bijon Bhushan Nag	0.00%	–	-0.39%	0.39%	1,57,869
2. Preombada Nag	0.72%	2,89,771	0.39%	0.33%	1,31,902
3. Bikramjit Nag	0.01%	3,000	No change	0.01%	3,000
4. Zim Properties Private Limited	0.08%	34,300	No change	0.08%	34,300
5. Special Drinks Private Limited	0.04%	17,250	No change	0.04%	17,250
6. Asansol Bottling & Packaging Company Private Limited	8.31%	33,66,428	No change	8.31%	33,66,428
7. CPL Industries Limited	0.18%	74,813	No change	0.18%	74,813
8. Mac Consultants Private Limited	1.74%	7,06,197	No change	1.74%	7,06,197
9. IFB Automotive Private Limited	46.54%	1,88,56,833	No change	46.54%	1,88,56,833
10. CPL Projects Limited	1.29%	5,23,535	No change	1.29%	5,23,535
11. Windsor Marketiers Pvt Ltd	0.05%	19,600	No change	0.05%	19,600
12. IFB Agro Industries Limited	0.43%	1,72,733	No change	0.43%	1,72,733
13. Lupin Agencies Pvt Ltd	0.09%	37,600	No change	0.09%	37,600
14. Nurpur Gases Private Limited	14.83%	60,10,416	No change	14.83%	60,10,416
15. Shubh Engineering Limited	0.64%	2,60,723	No change	0.64%	2,60,723

**15. Non-current borrowings**

Particulars	As at 31 March 2024	As at 31 March 2023
	Rs. in crores	Rs. in crores
Term loans from banks - secured	21.50	63.65
<b>Total</b>	<b>21.50</b>	<b>63.65</b>

**(a) For sanction of term loan amounting to Rs. 16.85 crores by Federal Bank Ltd. (Balance as at 31 March, 2024 is Rs. 9.96 crores), the following securities have been created:**

The charge shall operate on first charge basis over the Company's Steel Division's entire current assets, documents of title to goods/ usance bills, receivables against SB discounted, title on the goods procured under LC, counter guarantee for BG with cash margin, and also plant & machineries as primary security; and by way of equitable mortgage of all that pieces and parcels of factory lands with buildings/ structures/ sheds constructed thereupon and located at Mouza: Bamunari, Pargana: Boro, P.D.: Dankuni, District: Hooghly, PIN-712250, West Bengal as collateral security until full repayment & settlement of the principal amount of loan(s)/ credit facility(ies) together with commission, interests, costs & other dues thereof.

The said loan is being paid in equal quarterly installments of Rs. 0.84 crores and with a final installment payment of Rs. 0.72 crores, the same would be discharged by January, 2027.

**(b) For sanction of credit facilities amounting to Rs. 20.00 crores (including Capex Letter of Credit amounting to Rs. 15 crores as its sublimit) and Rs. 30.00 crores by ICICI Bank Ltd. (Balance as at 31 March, 2024 is Rs. 22.00 crores), following securities have been created:**

- Exclusive charge over the movable properties including movable plant and machinery, machinery spares, tools and accessories and other movables, both present and future, whether installed or not and whether now lying loose or in cases or which are now lying or stored in or about or shall hereafter from time to time during the continuance of the security of these presents be brought into or upon or be stored or be in or about all the Company's stamping and

Notes to the standalone financial statements for the year ended 31 March 2024

motor business's factories, premises and godowns or wherever else the same may be or be held by any party to the order or disposition of the Company or in the course of transit or in high seas or on order, or delivery, howsoever and wheresoever in the possession of the Company and either by way of substitution or addition in such manner that the security cover of 1.25 times is maintained. For the limit utilised: (a) the Term Loan of Stamping Division is being repaid in 20 quarterly installments of Rs. 1.75 crores starting from 19 May, 2022. The same would be discharged by February 2027. (b) The Term Loan of Motor Division will be repaid in 20 quarterly installments of Rs. 0.50 crores starting from 7 December, 2024 and the same would be discharged by September 2029.

**(c) For sanction of credit facilities amounting to Rs. 60.00 crores and Rs. 10.00 crores by DBS Bank India Ltd. (Balance as at 31 March, 2024 is Rs. 3.10 crores), following securities have been created:**

- Hypothecation by way of first and exclusive floating charge over all present and future movables plant and machinery, equipment, appliances, furniture, vehicles, machinery, spares and stores, tools and accessories and other moveables whether or not installed and whether lying loose or in cases or which are now lying or stored in or about and may hereafter from time to time during the currency of this deed be brought into or upon or be stored in or about all the Company's factories, premises, warehouses and godowns or wherever else the same may be or be held by any party to the order or disposition of the Company or in the courses of transit or on high seas or on order, or delivery, howsoever and wheresoever in the possession of the Company and either by way of substitution or addition (all pertaining to Company's units located at Kolkata and Bangalore) stored or to be stored at the Company's Godowns or premises or wherever else the same may be except asset charged specifically for debt availed, if any for purchase of conventional press line subject to NOC being sought from DBS. The Term Loan was prepaid partially on few occasions and finally the balance amount of loan is being repaid in 7 equal quarterly installments starting from March, 2023. This loan would be discharged by September 2024.

**(d) For sanction of external commercial borrowings amounting to USD 2.00 crores by Standard Chartered Bank, London, following securities have been created:**

- Hypothecation by way of first and exclusive charge over all present and future moveable properties of the Company's manufacturing unit of air conditioners in Goa and on the existing plant and machinery of washing machine division at Goa (Verna) plant (except exclusive charge to term lenders), including without limitations its moveable plant and machinery, furniture and fittings, equipments, computers, hardware, computer software, machinery spares, tools and accessories and other movables, both whether now lying loose or in cases or which are now lying or stored in or about or shall hereafter from time to time during the continuance of the security of these presents be brought into or upon or be stored or be in or about all the Company's premises, warehouses, stockyards and godowns or those of the Company's agents, affiliates, associates or representatives or at various worksites or at any upcountry place or places wherever else the same may be or be held by any party including, without limitation, the following plot no. N-7, Phase IV, Survey No. 261/10, Verna Industrial Estate, Verna, Goa - 403722. The external commercial borrowings is standing at USD 0.37 crores as at 31 March, 2024. The loan is being repaid in 13 equal quarterly installments starting from 1 October, 2021. The same would be discharged by October, 2024.

The scheduled maturity of the Term loans from banks is as under:

Particulars	As at 31 March 2024 Rs. in crores	As at 31 March 2023 Rs. in crores
Repayable in first year	44.36	53.65
<b>Current maturities of long-term debt (refer note 20)</b>	<b>44.36</b>	<b>53.65</b>
In the second year	10.56	43.90
In the third to fifth year	10.84	17.97
Beyond fifth year	0.10	1.78
<b>Non-current borrowings</b>	<b>21.50</b>	<b>63.65</b>

The Company has used the borrowings from banks for the specific purpose for which they were taken at the balance sheet date.

All charges for the borrowings have been registered with the Registrar of Companies as at the balance sheet date.

Notes to the standalone financial statements for the year ended 31 March 2024

**Details of Authorised Capital of cumulative redeemable preference shares**

Particulars	As at 31 March 2024	As at 31 March 2023
	Rs. in crores	Rs. in crores
30,000,000 (31 March 2023: 30,000,000) cumulative redeemable preference shares of Rs.10 each	30.00	30.00
	<u>30.00</u>	<u>30.00</u>

There were no outstanding cumulative redeemable preference shares as at both the year ends.

**16. Other financial liabilities**

Particulars	As at 31 March 2024		As at 31 March 2023	
	Current	Non Current	Current	Non Current
	Rs. in crores	Rs. in crores	Rs. in crores	Rs. in crores
Interest accrued but not due on borrowings	0.48	-	1.87	-
Derivative instruments at fair value through profit and loss and not designated as hedges	1.36	-	1.60	-
Others				
- Security deposits	10.05	0.44	8.94	0.40
- Payable for property, plant and equipment and intangibles(*)	5.92	-	3.04	-
<b>Total</b>	<u>17.81</u>	<u>0.44</u>	<u>15.45</u>	<u>0.40</u>

(\*) Includes dues of micro enterprises and small enterprises amounting to Rs. 1.38 crores (31 March 2023: Nil) - (Refer note 38 for dues of micro enterprises and small enterprises)

**17. Other liabilities**

Particulars	As at 31 March 2024		As at 31 March 2023	
	Current	Non Current	Current	Non Current
	Rs. in crores	Rs. in crores	Rs. in crores	Rs. in crores
Income received in advance on annual maintenance contracts and extended warranty services	71.08	30.42	62.87	30.34
Deferred government grant (#)	1.76	16.81	1.84	18.52
Advance from customers	54.37	-	20.15	-
Others				
- Statutory liabilities	25.77	-	28.70	-
<b>Total</b>	<u>152.98</u>	<u>47.23</u>	<u>113.56</u>	<u>48.86</u>

(#) The Company has adopted the income approach as prescribed in Ind AS 20 - Accounting for Government Grants and Disclosure of Government Assistance. Government grants received (related to depreciable assets) are set up as deferred income and the same is recognised as income in the Statement of Profit and Loss on a systematic basis over the remaining useful life of the related asset. Any balance remaining as at the year end is shown in note no 17 - "Other Liabilities" as "Deferred government grant". There are no unfulfilled conditions or other contingencies attaching to any government grant that has been recognised. During the year no Government grants has been received related to depreciable assets.



Notes to the standalone financial statements for the year ended 31 March 2024

**18. Provisions**

Particulars	As at 31 March 2024		As at 31 March 2023	
	Current	Non Current	Current	Non Current
	Rs. in crores	Rs. in crores	Rs. in crores	Rs. in crores
Provision for employee benefits				
Gratuity (Refer note 32)	-	6.52	-	4.18
Sick Leave	0.70	3.77	0.83	3.79
Others				
Warranty and other service expenses	12.90	49.23	8.99	43.60
<b>Total</b>	<b>13.60</b>	<b>59.52</b>	<b>9.82</b>	<b>51.57</b>

**Details of movement in warranty and other service expense provisions**

	Rs. in crores
Balance as at 01 April 2022	49.15
Additional provisions recognised	18.88
Effect of unwinding of discount	2.66
Amounts used (i.e. incurred and charged against the provision) during the period	(18.10)
Balance as at 31 March 2023	52.59
Additional provisions recognised	26.64
Effect of unwinding of discount	4.11
Amounts used (i.e. incurred and charged against the provision) during the period	(21.21)
<b>Balance as at 31 March 2024</b>	<b>62.13</b>

- a. Provision is estimated in respect of warranty cost in the year of sale of goods and it represents the present value of the management's best estimate of the future outflow of economic benefit that will be required under the Company's obligation for warranties. It also includes provision in respect of warranty and installation cost in the year of sale of goods of an associate for which the Company has earned revenue for providing services. The revenue earned by the Company for the same is included under 'Sale of services' in Note 21.
- b. Provision for warranty is expected to be utilised over a period of 1 to 5 years.
- c. The estimates may vary as a result of product quality, availability of spare parts, price of raw materials, altered manufacturing processes and discount rates.
- d. Warranty costs are estimated by the management on the basis of a technical evaluation and based on specific warranties, claims and claim history.

**19. Deferred tax liabilities (net)**

Particulars	As at 31 March 2024	As at 31 March 2023
	Rs. in crores	Rs. in crores
Deferred tax liabilities	34.18	35.84
Less: Deferred tax assets	14.55	20.27
<b>Total Deferred tax liabilities - (net)</b>	<b>19.63</b>	<b>15.57</b>

Notes to the standalone financial statements for the year ended 31 March 2024

**Breakup of deferred tax liabilities / asset balances is as under:**

	As at 31 March 2024 Rs. in crores	As at 31 March 2023 Rs. in crores
<b>Deferred tax liabilities</b>		
On provision for warranty	3.18	2.83
On changes in fair value of investments	2.66	1.39
On property, plant and equipment and intangible assets	28.34	31.62
	<b>34.18</b>	<b>35.84</b>
<b>Deferred tax assets</b>		
On tax losses and unabsorbed depreciation	-	4.00
On allowance for doubtful debts and advances	0.63	0.54
On employee benefits	11.65	11.66
On government grants and other timing differences	2.27	4.07
	<b>14.55</b>	<b>20.27</b>
<b>Total Deferred tax liabilities - (net)</b>	<b>19.63</b>	<b>15.57</b>

**Movement of deferred tax (assets) / liabilities (net) is as under**

	As at 31 March 2024 Rs. in crores	As at 31 March 2023 Rs. in crores
<b>Particulars</b>		
<b>Deferred tax liabilities / (assets) as at the beginning of the year</b>	<b>15.57</b>	<b>(2.05)</b>
Deferred tax for the year recognised in profit and loss (@)	4.06	14.45
Deferred tax on Remeasurements of the defined benefit liabilities / (asset)	-	0.72
Minimum alternate tax credit related to previous years - Net (@)	-	(0.17)
Minimum alternate tax credit charged off	-	2.62
<b>Deferred tax liabilities as at the end of the year</b>	<b>19.63</b>	<b>15.57</b>

(@) refer note 30

Notes to the standalone financial statements for the year ended 31 March 2024

**20. Current borrowings**

Particulars	As at 31 March 2024 Rs. in crores	As at 31 March 2023 Rs. in crores
<b>Secured</b>		
Loans from banks		
- Working capital buyers credit	-	49.04
- Working capital demand loan (refer note (e)(i)A below)	1.50	32.81
Current maturities of long term borrowings (refer note 15)	44.36	53.65
<b>Total</b>	<b>45.86</b>	<b>135.50</b>

- (a) The Company has used the borrowings from banks for the specific purpose for which they were taken at the balance sheet date.
- (b) The Company has borrowings from banks on the basis of security of current assets and the final quarterly statements of current assets filed by the Company with the banks are materially in agreement with the books of accounts and there is no discrepancy that has been identified.
- (c) All charges for the borrowings have been registered with the Registrar of Companies as at the balance sheet date.
- (d) The Company has not received any fund from any other persons or entities (Funding Party) with the understanding that the Company shall directly or indirectly lend or invest in other persons or entities identified in any manner whatsoever by or on behalf of the Funding Party or shall provide guarantee, security or the like to or on behalf of the Funding Party.

**(e) Charge and hypothecation details are as follows:**

**(i) Credit facilities utilised as at 31 March, 2024**

**(A) Hypothecation details of working capital demand loan by Federal Bank Limited (Utilised as at 31 March, 2024 Rs. 1.50 crores) as at 31 March, 2024:**

Working capital facilities sanctioned by The Federal Bank Limited is Rs.38.00 crores Out of the sanctioned limit Rs. 32.00 crores can be used inter-changeably between fund based and non-fund based. Following securities has been created:

The charge shall operate on first charge basis over the Company's Steel Division's entire current assets, documents of title to goods/ usance bills, receivables against SB discounted, title on the goods procured under LC, counter guarantee for BG with cash margin, and also plant & machineries as primary security; and by way of equitable mortgage of all that pieces and parcels of factory lands with buildings/ structures/ sheds constructed thereupon and located at Mouza: Bamunari, Pargana: Boro, P.D.: Dankuni, District: Hooghly, PIN-712250, West Bengal as collateral security until full repayment & settlement of the principal amount of loan(s)/ credit facility(ies) together with commission, interests, costs & other dues thereof.

**(ii) Credit facilities unutilised as at 31 March 2024**

**(B) For sanction of working capital facility amounting to Rs 100 crores by Standard Chartered Bank (Unutilised as at 31 March, 2024) following securities have been created**

- (i) First pari passu charge on the entire current assets, both present and future.
- (ii) First and exclusive charge on the plant & machinery of washing machine division at Goa (Verna) plant (both present and future).
- (iii) First and exclusive charge over the plant & machinery of air-conditioner division at Goa, (both present and future).

Notes to the standalone financial statements for the year ended 31 March 2024

**(C) For sanction of capex facility amounting to Rs. 20.00 crores by Standard Chartered Bank** (Unutilised as at 31 March, 2023), **following securities have been created:**

- (i) First and exclusive charge on the plant & machinery of washing machine division at Goa (Verna) plant (both present and future).
- (ii) First and exclusive charge over the plant & machinery of air-conditioner division at Goa, (both present and future).

**(D) For sanction of credit facilities amounting to Rs. 50.00 crores by ICICI Bank Ltd.** (Unutilised as at 31 March, 2023), **following securities have been created:**

- First and pari passu charge on all the current assets of the Company - the whole of the Company's stocks of raw materials, good-in-process, semi-finished and finished goods, consumable stores and spares and such other movables, including book debts, bills whether documentary or clean, both present and future, whether in the possession or under the control of the Company or not, whether now lying loose or in cases or which are now lying or stored in or about or shall hereafter from time to time during the continuance of these presents be brought into or upon or be stored or be in or about all the Company's factories, premises and godowns situated at all places of business or wherever else the same may be or be held by any party to the order or disposition of the Company or in course of transit or on high seas or on order or delivery.
- Hypothecation by way of second charge on the moveable properties of the Company (save and except current assets) including its moveable plant and machinery, machinery spares, tools and accessories, non-trade receivables and other moveables both present and future whether in the possession or under the control of the Company or not, whether installed or not and whether now lying loose or in cases or which are now lying or stored in or about or shall hereafter from time to time during the continuance of these presents be brought into or upon or be stored or be in or about all the Company's factories, premises and godowns situated at all places of business or wherever else the same may be or be held by any party to the order or disposition of the Company or in course of transit or on high seas or on order or delivery.
- Hypothecation by way of first and pari passu charge on the receivables of the Company - all amounts owing to and received and / or receivable by, the Company and / or any person on its behalf, all book debts, all cash flows and receivables and proceeds arising from / in connection with business and all rights, titles, interest, benefits, claims and demand whatsoever of the Company into or in respect of all the aforesaid assets, including but not limited to the Company's cash-in-hand, both present and future. This facility remains unutilised as at 31 March, 2024.

**(E) For sanction of credit facilities amounting to Rs. 50.00 crores by HDFC Bank Ltd** (Unutilised as at 31 March, 2024), **following securities have been created:**

- First pari passu charge by way of hypothecation on all the stock in trade both present and future consisting of raw material, finished goods, goods in process of manufacturing and other goods, movable assets or merchandise whatsoever now.
- First pari passu charge by way of hypothecation on all the book debts, amounts outstanding, monies receivables, claims and bills which are now due and owing or which may at any time hereafter during the continuance of this security become due.

**(F) For sanction of credit facilities amounting to Rs. 35.00 crores by DBS Bank Ltd** (Unutilised as at 31 March, 2024), **following securities have been created:**

- Hypothecation by way of first pari passu and floating charge over goods being finished goods, semi-

Notes to the standalone financial statements for the year ended 31 March 2024

finished goods, stocks of raw materials, work in process located at various factories/warehouses/godowns of the Company and whether in transit or lying at any other place and hypothecation by way of first pari passu and floating charge over the Company's present and future book debts, outstanding monies receivables, claims, bills, contracts, engagements, securities, investments, rights and assets.

- Hypothecation by way of exclusive charge over all present and future movable fixed assets of the engineering division of the company including without limitation its movable plant and machinery, furniture and fittings, equipment, computer hardware, computer software, machinery spares, tools and accessories and other movables etc stored or to be stored at Company's godowns or premises situated at 14, Taratala Road, Kolkata and 16/17, Visveswaraiyah Industrial Estate, Whitefield Road, Bangalore-560048 (Engineering Division) or wherever else, the same may be.

**(G) For sanction of credit facilities amounting to Rs. 60.00 crores by Kotak Mahindra Bank Ltd (Unutilised as at 31 March, 2024), following securities have been created:**

- First Pari Passu hypothecation charge on all existing and future current assets of the Company including:
  - (i) book-debts, receivables, outstanding moneys, claims, demands, bills, contracts, engagements and securities belonging to or held by the borrower and which are now due and owing or accruing and which may at any time hereafter during the continuance of the security become due and owing or accrue to the borrower.
  - (ii) stocks of raw materials, finished and semi-finished goods, goods in process and consumable stores, which are now lying or stored in or which may hereafter from time to time during the continuance of the security be lying or stored in or brought into or be in or about the factories and godowns of the borrower or warehouses, whichever situate; and
  - (iii) related moveables in the course of transit or delivery, whether now belonging or which may hereafter belong to the borrower or which may be held by the person at any place within or outside India to the order or disposition of the borrower and all documents of title including bills of lading, shipping documents, policies of Insurance and other instruments and documents relating to such moveables together with benefits of all rights thereto.

**21. Revenue from operations**

	<b>For the year ended 31 March 2024 Rs. in crores</b>	<b>For the year ended 31 March 2023 Rs. in crores</b>
Gross revenue from sale of manufactured products	4,233.33	4,028.75
Revenue from sale of traded products	1,051.06	925.45
<b>Total sale of products</b>	<b>5,284.39</b>	<b>4,954.20</b>
Less: trade schemes and discounts	1,215.57	1,054.39
<b>Sale of products (net of trade schemes and discounts)</b>	<b>4,068.82</b>	<b>3,899.81</b>
Sale of services	134.77	105.17
Other operating revenues		
- Scrap sales	104.44	94.40
- Others^	3.65	4.67
	<b>4,311.68</b>	<b>4,104.05</b>

^ includes Revenue government grant received (refer footnote - c under Note no 7) amounting to Rs. 3.00 crores (31 March 2023 Nil)

Notes to the standalone financial statements for the year ended 31 March 2024

**Details of sale of products**

	<b>For the year ended 31 March 2024 Rs. in crores</b>	<b>For the year ended 31 March 2023 Rs. in crores</b>
<b>A. Finished goods</b>		
Press tools and dies	11.99	11.84
Fine blanked components	691.69	624.48
Motors	67.27	70.29
Home appliances		
- Washing machines	2,338.05	2,277.55
- Dryers	39.54	41.31
- Washer Dryer	81.48	92.82
- Industrial Launderette Equipments	79.35	63.97
- Cold rolled steel strips	61.26	56.53
- Air conditioners	856.99	782.90
Others	5.71	7.06
	<b>4,233.33</b>	<b>4,028.75</b>
<b>B. Stock-in-trade</b>		
Home appliances		
- Microwave ovens	375.16	344.42
- Accessories and additives	301.19	299.09
- Dishwashers	115.89	101.30
- Spares	145.84	141.79
- Refrigerator	72.88	-
- Kitchen appliances	28.41	29.82
Others	11.69	9.03
	<b>1,051.06</b>	<b>925.45</b>
<b>Details of sale of services:</b>		
Annual maintenance/ service contracts income	109.67	91.10
Extended warranty income	2.59	3.57
Others	22.51	10.50
	<b>134.77</b>	<b>105.17</b>

Notes to the standalone financial statements for the year ended 31 March 2024

**22. Other income**

	For the year ended 31 March 2024 Rs. in crores	For the year ended 31 March 2023 Rs. in crores
<b>Interest income</b>		
- Interest on financial assets measured at amortised cost(#)	2.54	3.16
<b>Dividend from investments in mutual funds</b>	-	0.01
<b>Other non-operating income</b>		
(i) Rental income derived from investment property (Refer note 4)	0.06	0.06
(ii) Operating lease rental income (Refer note 34)	0.10	0.10
(iii) Net gain on disposal of property, plant and equipment	0.14	0.03
(iv) Net foreign exchange loss	10.00	(3.95)
(v) Net gain arising on financial instruments measured at fair value through profit and loss (FVTPL)		
- Mutual funds	10.66	8.88
- Equity investments	(1.59)	-
- Derivative instruments	(4.68)	3.21
(vi) Net gain on disposal of mutual funds measured at FVTPL	0.31	0.49
(vii) Insurance claim received	2.08	1.26
(viii) Write back of liabilities no longer required (@)	5.88	1.18
(ix) Write back of provision on debts/advances no longer required	0.22	0.30
(x) Income in respect of deferred revenue from government grant (Refer note 17)	1.79	1.53
(xi) Miscellaneous income	4.80	5.94
	<u>32.31</u>	<u>22.20</u>

(@) includes write back of lease liability amounting to **Rs. 4.12 crores** (31 March, 2023: Rs. 0.36 crores) (Refer note 34)

(#) includes interest on discounting of security deposit - leased premises amounting to **Rs. 0.80 crores** (31 March, 2023: Rs. 1.51 crores)

**23. Cost of materials consumed**

	For the year ended 31 March 2024 Rs. in crores	For the year ended 31 March 2023 Rs. in crores
<b>Raw material consumed</b>		
Raw material inventory at the beginning of the year	197.93	239.10
Add: Purchases during the year	2,082.79	2,133.79
	<u>2,280.72</u>	<u>2,372.89</u>
Raw material inventory at the end of the year	180.95	197.93
<b>Cost of materials consumed</b>	<u>2,099.77</u>	<u>2,174.96</u>

Notes to the standalone financial statements for the year ended 31 March 2024

**24. Purchases of stock-in-trade**

	For the year ended 31 March 2024 Rs. in crores	For the year ended 31 March 2023 Rs. in crores
Home appliances		
- Microwave ovens	163.32	164.49
- Accessories and additives	120.21	125.65
- Dishwashers	71.73	42.27
- Refrigerator	50.92	-
- Kitchen appliances	10.07	13.66
- Industrial launderete equipments	7.09	5.86
- Others	0.14	0.34
	<u>423.48</u>	<u>352.27</u>

**25. Changes in inventories of finished goods, stock-in-trade and work-in-progress**

	For the year ended 31 March 2024 Rs. in crores	For the year ended 31 March 2023 Rs. in crores
<b>Inventories as at the end of the year</b>		
Stock-in-trade	72.94	64.56
Work-in-progress	34.25	33.93
Finished goods	195.43	225.47
	<b>(A)</b> <u>302.62</u>	<u>323.96</u>
<b>Inventories as at the beginning of the year</b>		
Stock-in-trade	64.56	85.85
Work-in-progress	33.93	35.31
Finished goods	225.47	167.80
	<b>(B)</b> <u>323.96</u>	<u>288.96</u>
	<b>(B – A)</b> <u>21.34</u>	<u>(35.00)</u>
<b>Details of inventories</b>		
<b>Stock-in-trade</b>		
- Microwave ovens	20.88	26.71
- Dishwashers	26.08	16.93
- Accessories and additives	8.91	7.98
- Kitchen Appliances	5.16	6.22
- Refrigerator	4.67	-
- Others	7.24	6.72
	<u>72.94</u>	<u>64.56</u>



Notes to the standalone financial statements for the year ended 31 March 2024

	For the year ended 31 March 2024 Rs. in crores	For the year ended 31 March 2023 Rs. in crores
<b>Finished goods</b>		
- Air conditioners	83.76	118.85
- Washing machines	73.50	73.82
- Fine blanked components	19.06	16.47
- Cold rolled steel strips	6.77	6.17
- Washer Dryer	5.46	3.55
- Dryers	2.70	2.44
- Press tools and dies	2.24	3.10
- Others	1.94	1.07
	<u>195.43</u>	<u>225.47</u>
<b>26. Employee benefits expense</b>		
	For the year ended 31 March 2024 Rs. in crores	For the year ended 31 March 2023 Rs. in crores
Salaries and wages	338.70	322.33
Contribution to provident and other funds	33.04	31.71
Staff welfare expenses	56.90	41.76
	<u>428.64</u>	<u>395.80</u>
<b>27. Other finance costs</b>		
	For the year ended 31 March 2024 Rs. in crores	For the year ended 31 March 2023 Rs. in crores
Effect of unwinding of discount due to passage of time for warranty provision	4.11	2.66
Interest on lease liabilities (refer note 34)	12.77	12.45
Others	0.51	0.21
	<u>17.39</u>	<u>15.32</u>
<b>28. Depreciation and amortisation expense</b>		
	For the year ended 31 March 2024 Rs. in crores	For the year ended 31 March 2023 Rs. in crores
Depreciation of property, plant and equipment	75.79	75.11
Amortisation of intangible assets	9.97	10.31
Amortisation of right of use assets	36.39	34.02
	<u>122.15</u>	<u>119.44</u>

Notes to the standalone financial statements for the year ended 31 March 2024

**29. Other expenses**

	<b>For the year ended 31 March 2024 Rs. in crores</b>	<b>For the year ended 31 March 2023 Rs. in crores</b>
Consumption of stores and spare parts	238.77	235.48
Rent	7.46	8.55
Insurance	5.24	4.65
Freight, octroi and carriage	134.29	134.09
Power and fuel	44.65	42.52
Ancillary cost	105.47	91.48
Rates and taxes	6.32	6.77
Expenditure on corporate social responsibility	0.39	0.42
Office expenses	65.71	62.95
Advertisement and sales promotion	301.91	266.10
Travelling	40.47	39.81
Repairs		
Buildings	1.64	1.84
Plant and machinery	12.11	13.48
Others	10.51	9.59
Write-off of property, plant and equipment	0.62	1.22
Write-off of debts/ advances	0.16	0.68
Allowances for doubtful debts	0.58	0.28
Bank charges	2.72	3.73
Directors' sitting fees	0.86	0.83
Service expenses	77.91	78.58
Warranty and other service expenses	26.64	18.88
Miscellaneous expenses	46.11	33.30
	<b>1,130.54</b>	<b>1,055.23</b>
<b>Payment to statutory auditors included under office expenses (excluding taxes)</b>		
As auditors		
Audit fees*	0.55	0.54
Tax audit fees*	0.24	0.20
Limited review fees*	0.26	0.22
Others	0.14	0.13
Reimbursement of expenses	0.02	0.04
	<b>1.21</b>	<b>1.13</b>

\* includes fees related to earlier year Rs. 0.08 crores.

Notes to the standalone financial statements for the year ended 31 March 2024

**29. Other expenses (Contd...)**

	For the year ended 31 March 2024 Rs. in crores	For the year ended 31 March 2023 Rs. in crores
<b>Expenditure on corporate social responsibility</b>		
(a) Gross amount required to be spent by the Company during the year	0.37	0.34
(b) Amount spent during the year on purpose other than construction/acquisition of assets in cash	0.39	0.42
(c) Shortfall at the end of the year	-	-
(d) Total of previous years shortfall (^)	-	-
(e) Reason for shortfall	NA	NA
(f) Nature of CSR activities	<b>Activities relating to promoting education, health care and skill development programme</b>	Activities relating to promoting education, health care and skill development programme
(g) Details of related party transactions (Refer note 37)	0.05	0.08
(h) Where a provision is made with respect to a liability incurred by entering into a contractual obligation, the movement in the provision during the year	NA	NA

(^) total of previous years shortfall have been considered starting from the year from which Companies (CSR Policy) Amendment Rules, 2021 became effective

Amount available for set off in succeeding financial years is Rs. 0.12 crores (31 March 2023: Rs. 0.09 crores)

**30. Tax expense**

	For the year ended 31 March 2024 Rs. in crores	For the year ended 31 March 2023 Rs. in crores
<b>A. Amount recognised in statement of profit and loss</b>		
<b>Current tax</b>		
Income tax for the year	17.41	-
Adjustments related to previous years (net)	0.01	0.26
<b>Total current tax</b>	<b>17.42</b>	<b>0.26</b>
<b>Deferred tax</b>		
Deferred tax for the year	4.06	14.45
Minimum alternate tax credit charged off during the year	-	2.62
Minimum alternate tax credit related to previous years (net)	-	(0.17)
<b>Total deferred tax</b>	<b>4.06</b>	<b>16.90</b>
	<b>21.48</b>	<b>17.16</b>

Notes to the standalone financial statements for the year ended 31 March 2024

	For the year ended 31 March 2024 Rs. in crores	For the year ended 31 March 2023 Rs. in crores
<b>B. Amount recognised in other comprehensive income</b>		
<b>Current tax:</b>		
On items that will not be reclassified to profit or loss		
- Remeasurements of the defined benefit liabilities / (asset)	0.22	0.34
<b>(A)</b>	<b>0.22</b>	<b>0.34</b>
<b>Deferred tax:</b>		
On items that will not be reclassified to profit or loss		
- Remeasurements of the defined benefit liabilities / (asset)	-	0.72
<b>(B)</b>	<b>-</b>	<b>0.72</b>
<b>Total</b>	<b>(B) - (A) 0.22</b>	<b>0.72</b>
<b>C. Reconciliation of effective tax rate</b>		
The income tax expense for the year can be reconciled to the accounting profit as follows:		
<b>Profit / (Loss) before tax</b>	<b>90.36</b>	<b>34.40</b>
Income tax expense calculated @ 25.168% (31 March 2023 - 25.168%) (*)	<b>22.74</b>	8.66
Effect of additional deductions under tax		(1.54)
Effect of carry forward of losses	<b>(5.22)</b>	1.81
Effect of different tax rate on certain items	<b>(0.37)</b>	4.35
Effect of change in tax rate from 34.944% to 25.168%	-	2.94
Effect of non allowable expenses	<b>0.35</b>	0.29
Effect of changes in deferred tax provision on property, plant and equipment and statutory returns filed	<b>4.08</b>	(0.24)
Effect of interest on tax short-payments	-	-
Effect of tax differences on account of Ind AS 116	<b>0.11</b>	1.52
Effect of amount recognised in other comprehensive income	<b>(0.22)</b>	(0.72)
Effect of adjustments relating to earlier year	<b>0.01</b>	0.09
<b>Income tax recognised in Statement of Profit and Loss</b>	<b>21.48</b>	<b>17.16</b>
Tax rate used for current tax	<b>25.1680%</b>	25.1680%
Tax rate used for deferred tax	<b>25.1680%</b>	25.1680%

(\*) The applicable tax rate is as prescribed by the Income Tax Act 1961

Notes to the standalone financial statements for the year ended 31 March 2024

**31. Earnings per share**

	<u>For the year ended 31 March 2024</u>	<u>For the year ended 31 March 2023</u>
(a) Profit after taxes available to equity shareholders (Rs. in crores)	68.88	17.24
(b) Weighted average number of equity shares outstanding	4,05,18,796	4,05,18,796
(c) Basic and diluted earnings per equity share of face value Rs. 10 each (in Rs.) [(a)/(b)]	17.00	4.25

**32. Defined benefit plan - Gratuity**

The Company operates a defined benefit plan for gratuity for its employees. It is administered through approved trust in accordance with its trust deeds and rules. The concerned trust is managed by trustees who provide guidance with regard to the management of their assets and liabilities and review their performance periodically. Risk mitigation systems are in place to ensure that the health of the portfolio is regularly reviewed and the investments do not pose any significant risk of impairment. Periodic audits are conducted to ensure the adequacy of internal controls.

The liability arising in the defined benefit plan is determined by an independent professionally qualified actuary using the projected unit credit method.

**Risk management**

The risks commonly affecting the gratuity liability and the financial results are expected to be:

1. Interest rate risk - The defined benefit obligation calculated uses a discount rate based on government bonds. If bond yield falls, the defined benefit obligations will tend to increase.
2. Salary inflation risk - Higher the expected increase in salary, higher the defined benefit obligation.
3. Demographic risk - This is the risk of variability of results due to unsystematic nature of decrements that include mortality, withdrawal, disability and retirement. The effect of these decrements on the defined benefit obligation is not straight forward and depends upon the combination of salary increase, discount rate and vesting criteria. It is important not to overstate withdrawals because in the financial analysis the retirement benefit of a short career employee typically costs less per year as compared to a long service employee.

		<b>Rs. In crores</b>	
<b>I.</b>	<b>Changes in defined benefit obligations</b>	<b>Gratuity (funded)</b>	
		<b>31 March 2024</b>	<b>31 March 2023</b>
1.	Defined benefit obligations at the beginning of the year	82.31	76.99
2.	Current service cost	7.08	6.78
3.	Interest costs	5.39	4.74
4.	Acquisition cost / (credit)	0.18	0.06
5.	Effect of experience adjustment	(1.06)	0.84
6.	Effect of assumption change	0.84	(3.49)
7.	Benefits paid	(12.77)	(3.61)
8.	Defined benefit obligations at the end of the year	81.97	82.31

## Notes to the standalone financial statements for the year ended 31 March 2024

		Rs. In crores	
II.	Changes in fair value of plan assets	Gratuity (funded)	
		31 March 2024	31 March 2023
1.	Fair value of assets at the beginning of the year	78.13	70.86
2.	Interest income on plan assets	5.24	4.55
3.	Employer contribution	4.18	6.13
4.	Return on plan assets (less than discount rate)	0.67	0.20
5.	Benefits paid	(12.77)	(3.61)
6.	Fair value of assets at the end of the year	75.45	78.13
7.	Actual returns	5.91	4.75

		Rs. In crores	
III.	Net assets / (liabilities) recognised in balance sheet	Gratuity (funded)	
		31 March 2024	31 March 2023
1.	Defined benefit obligations	81.97	82.31
2.	Fair value of plan assets	75.45	78.13
3.	Funded status - deficit	6.52	4.18
4.	Net liability recognised in balance sheet		
	– Current	–	–
	– Non current	6.52	4.18

		Rs. In crores	
IV.	Components of employer expenses	Gratuity (funded)	
		31 March 2024	31 March 2023
<b>Recognised in profit or loss</b>			
1.	Current service cost	7.08	6.78
2.	Net interest costs	0.15	0.19
3.	Total recognised in profit or loss (*)	7.23	6.97
<b>Recognised in other comprehensive income</b>			
1.	Effect of experience adjustment	(1.06)	0.84
2.	Effect of assumption change	0.84	(3.49)
3.	Return on plan assets (less than discount rate)	(0.67)	(0.20)
4.	Total recognised in other comprehensive income	(0.89)	(2.85)
<b>Total expense recognised in total comprehensive income</b>		<b>6.34</b>	<b>4.12</b>

(\*) recognised in "Contribution to provident and other funds" in "Employee benefits expense" under note 26

V.	Actuarial assumptions	Gratuity (funded)	
		31 March 2024	31 March 2023
	Discount rate	6.9%	7.1%
	Rate of salary increase	10.0%	10.0%
	Mortality rate	Indian Assured Lives Mortality (2006-08) Ultimate	Indian Assured Lives Mortality (2006-08) Ultimate
	Withdrawal rate	10.0%	10.0%

The estimates of rate of escalation in salary considered in actuarial valuation, take into account inflation, seniority, promotion and other relevant factors including supply and demand in employment market.

Notes to the standalone financial statements for the year ended 31 March 2024

**VI. Plan asset information**

	Gratuity (funded)	
	31 March 2024	31 March 2023
Cash	1%	1%
Scheme of insurance - conventional products	99%	99%

In the absence of detailed information regarding plan assets which is funded with insurance companies, the composition of each major category of plan assets, the percentage or amount for each category to the fair value of plan assets has not been disclosed.

			Rs. In crores	
VII.	Net asset / (liability) recognised in balance sheet (including experience adjustment impact)	Gratuity (funded)		
		31 March 2024	31 March 2023	
	1. Present value of defined benefit obligations	81.97	82.31	
	2. Fair value of plan assets	75.45	78.13	
	3. Funded Status - deficit	6.52	4.18	
	4. Return on plan assets (less than discount rate)	0.67	0.20	
	5. Experience adjustment of obligations - (loss)	1.06	(0.84)	

VIII. Expected employer contribution for the next year (Rs. in crores) 6.52                      4.18

**IX. Sensitivity analysis**

The sensitivity results below determine their individual impact on the plan's year end defined benefit obligations. In reality, the plan is subject to multiple external experience items which may move the defined benefit obligations in similar or opposite directions, while the plans's sensitivity to such changes can vary over time.

			Rs. In crores	
			Gratuity (funded)	
			31 March 2024	31 March 2023
Defined benefit obligations on base assumptions (refer point no V)			81.97	82.31
a.	1% increase in discount rate		77.96	78.35
	<i>Percentage impact</i>		-4.90%	-4.80%
b.	1% decrease in discount rate		86.45	86.72
	<i>Percentage impact</i>		5.50%	5.40%
c.	1% increase in salary escalation rate		85.65	86.05
	<i>Percentage impact</i>		4.50%	4.50%
d.	1% decrease in salary escalation rate		78.45	78.76
	<i>Percentage impact</i>		-4.30%	-4.30%

			Rs. In crores	
X.	Maturity analysis of benefit payments	Gratuity (funded)		
		31 March 2024	31 March 2023	
	Year 1	10.98	10.37	
	Year 2	13.35	13.55	
	Year 3	11.41	13.81	
	Year 4	11.39	15.18	
	Year 5	8.76	13.74	
	Next 5 years	29.34	51.50	

The Company has contributed **Rs. 25.81 crores** (31 March, 2023: Rs. 24.73 crores) to defined contribution schemes.

Notes to the standalone financial statements for the year ended 31 March 2024

**33. Segment reporting**

Rs. in crores

		Engineering	Home Appliances	Motor	Steel	Un-allocated	Inter-segment	Total
Revenue from sale of products and services	<b>31 March 2024</b>	705.93	3,377.80	66.71	148.34	–	(95.19)	4,203.59
	31 March 2023	639.24	3,250.42	70.66	131.75	–	(87.09)	4,004.98
Other operating revenue	<b>31 March 2024</b>	70.30	28.63	0.12	9.04	–	–	108.09
	31 March 2023	67.49	20.70	0.27	10.68	–	(0.07)	99.07
Revenue from operations	<b>31 March 2024</b>	776.23	3,406.43	66.83	157.38	–	(95.19)	4,311.68
	31 March 2023	706.73	3,271.12	70.93	142.43	–	(87.16)	4,104.05
Other income	<b>31 March 2024</b>	3.31	14.34	0.12	0.22	14.32	–	32.31
	31 March 2023	(0.06)	12.28	0.04	0.20	9.74	–	22.20
Total income	<b>31 March 2024</b>	779.54	3,420.77	66.95	157.60	14.32	(95.19)	4,343.99
	31 March 2023	706.67	3,283.40	70.97	142.63	9.74	(87.16)	4,126.25
Segment results before finance costs	<b>31 March 2024</b>	87.64	75.81	0.18	(1.24)	(44.09)	(0.23)	118.07
	31 March 2023	54.53	39.47	2.15	1.55	(34.46)	0.31	63.55
Less: finance costs	<b>31 March 2024</b>							27.71
	31 March 2023							29.15
Profit before tax	<b>31 March 2024</b>							90.36
	31 March 2023							34.40
Tax expense	<b>31 March 2024</b>							21.48
	31 March 2023							17.16
Profit for the year	<b>31 March 2024</b>							68.88
	31 March 2023							17.24
Segment assets	<b>31 March 2024</b>	329.84	1,366.32	33.88	65.36	367.45	–	2,162.85
	31 March 2023	390.90	1,339.14	31.98	68.97	240.71	–	2,071.70
Segment liabilities	<b>31 March 2024</b>	153.97	1,188.74	19.83	31.63	42.57	–	1,436.74
	31 March 2023	209.24	1,120.29	18.80	35.19	31.62	–	1,415.14

**Other information**

Depreciation and amortisation expense	<b>31 March 2024</b>	30.04	86.88	0.99	2.65	1.59	–	122.15
	31 March 2023	32.67	83.18	0.94	1.42	1.23	–	119.44
Capital expenditure	<b>31 March 2024</b>	7.93	69.71	16.12	7.28	0.35	–	101.39
	31 March 2023	11.04	97.39	0.97	14.38	1.47	–	125.25
Non cash expenditure other than depreciation and amortisation	<b>31 March 2024</b>	0.05	1.23	–	0.07	0.01	–	1.36
	31 March 2023	0.16	1.83	–	0.12	0.07	–	2.18



Notes to the standalone financial statements for the year ended 31 March 2024

33. Segment reporting (Contd.)

		Rs. in crores
<b>Geographical information</b>		
<b>Revenue from external customers</b>		
- Within India	<b>31 March 2024</b>	<b>4,323.08</b>
	31 March 2023	4,108.53
- Outside India	<b>31 March 2024</b>	<b>20.91</b>
	31 March 2023	17.72
<b>Total</b>	<b>31 March 2024</b>	<b>4,343.99</b>
	31 March 2023	4,126.25
<b>Non - Current assets excluding financial assets and deferred tax assets</b>		
- Within India	<b>31 March 2024</b>	<b>640.41</b>
	31 March 2023	719.32
- Outside India	<b>31 March 2024</b>	<b>-</b>
	31 March 2023	-
<b>Total</b>	<b>31 March 2024</b>	<b>640.41</b>
	31 March 2023	719.32

(\*) excluding EOU sales amounting to Rs. 3.37 crores (31 March 2023 Rs. 2.54 crores)

**NOTES :**

- The Company is primarily engaged in business of engineering (fine blanked components and stamping), home appliances, motors and steel. Accordingly the Company considers the above business segment as the primary segment. Segment revenue, segment result, segment asset and segment liabilities include the respective amount identifiable to each of the segments as also amounts allocated on reasonable basis. The expenses, which are not directly relatable to the business segment, are shown as unallocable corporate cost and grouped as "Unallocated". Assets and liabilities that cannot be allocated between the segments are shown as unallocable corporate assets and liabilities and are grouped as "Unallocated". These segments have been reported in the manner consistent with the internal reporting to divisional CEO's, who are the chief operating decision makers.
- The geographical information considered for disclosure are revenue within India and revenue outside India.
- The Company is not reliant on revenues from transactions with any single external customer and does not receive 10% or more of its revenues from transactions with any single external customer.

## Notes to the standalone financial statements for the year ended 31 March 2024

### 34. Leases

The Company is obligated under cancellable leases for residential, office premises, land, warehouses, etc. Total rental expense under cancellable short term operating lease amounted to **Rs. 7.46 crores** (31 March 2023: Rs. 8.55 crores).

In applying Ind AS 116 - "Leases", the Company has applied a single discount rate to a portfolio of leases with reasonably similar characteristics. The leases with remaining lease term of less than 12 months are considered as "short term leases".

**The movement of lease liabilities during the year is as under:-**

	As at 31 March 2024 Rs. in crores	As at 31 March 2023 Rs. in crores
<b>Opening Balance</b>	148.87	124.44
Addition during the year	26.56	52.80
Adjustment for leases closed / expired / terminated (Refer note 51)	(45.69)	(0.40)
Write back of liabilities no longer required (Refer note 22)	(4.12)	(0.36)
Interest expenses	12.77	12.45
Payments	(43.83)	(40.06)
<b>Closing Balance</b>	<u>94.56</u>	<u>148.87</u>
Current lease liabilities	29.52	28.56
Non-current lease liabilities	65.04	120.31

**The undiscounted maturity analysis of lease liabilities is as under:**

Within one year	36.50	40.25
One to five years	63.72	82.47
Five to ten years	8.89	44.47
Beyond ten year	19.57	83.67
	<u>128.68</u>	<u>250.86</u>

#### Leases as a Lessor

The Company has an operating lease arrangement for one of its office premises.

**The undiscounted minimum lease payments to be received over the remaining non-cancellable terms on an annual basis are as under:**

	As at 31 March 2024 Rs. in crores	As at 31 March 2023 Rs. in crores
<b>Term</b>		
1st year	0.10	0.10
2nd year	-	0.10

As on date there are no undiscounted minimum lease payments to be received beyond 31.03.2025.

Notes to the standalone financial statements for the year ended 31 March 2024

**35. Commitments**

	As at 31 March 2024 Rs. in crores	As at 31 March 2023 Rs. in crores
(i) Outstanding capital commitments for tangible assets	4.84	15.68
(ii) Outstanding capital commitments for intangible assets	1.92	0.37

**36. Contingent Liabilities :**

	As at 31 March 2024 Rs. in crores	As at 31 March 2023 Rs. in crores
Disputed sales tax matters, goods and service tax matters, excise matters, income tax matters and other matters contested in appeals.	16.68	53.30
(These disputes mostly relate to arbitrary disallowances of claims of the Company under various laws, which are under appeal. The management is of the view that these demands are not sustainable in law and is hopeful of succeeding in appeals.)		

**37. Related party disclosures**

**(A) The Company has the following related parties**

<b>Investor Company :</b>	IFB Automotive Private Limited
<b>Subsidiary Companies :</b>	Global Automotive and Appliances Pte Limited (GAAL) Thai Automotive and Appliances Limited (TAAL) - subsidiary of GAAL
<b>Associate Company :</b>	IFB Refrigeration Limited
<b>Key Management Personnel (KMP) :</b>	- <b>Mr. Bijon Bhushan Nag</b> - Executive Chairman (demised on 28 January, 2024) - <b>Mr. Bikramjit Nag</b> - Chairman - <b>Mr. Prabir Chatterjee</b> - Director and Chief Financial Officer (last working date 31 March, 24) - <b>Mr. Soumitra Goswami</b> - AVP and advisor to Chairman's Office (redesignated as Interim Chief Financial Officer w.e.f. 01.04.2024) - <b>Mr. G. Ray Chowdhury</b> - Senior Vice-President - <b>Mr. A. K. Nag</b> - Senior President - <b>Mr. Ritesh Agarwal</b> - Company Secretary - <b>Mr. Siddhartha Chatterjee</b> - Vice-President - Real Estate and Leased Assets - <b>Mr. Rajat Paul</b> - AVP, IT - <b>Ms. Smita Agarwal</b> - General Manager - Finance, Tax and Accounts - <b>Mr. Rajeev Mundhra</b> - Head - Internal Audit - <b>Mr. Subhankar Banerjee</b> - AVP - Human Resource - Corporate

Notes to the standalone financial statements for the year ended 31 March 2024

	<b>Home Appliance division and motor division:</b>
	- Mr. Rajshankar Ray - Managing Director and Chief Executive Officer
	- Mr. A. S. Negi - Executive Director and Service Business Head
	- Mr. B. M. Shetye - Senior Vice President, Technical Advisor (retires on 30.06.24)
	- Mr. Pawan Koul - Head of Goa Factory - Washing Machine Plant
	- Mr. Milind Wasudeorao Bhojar - Head of Goa factory - AC Plant
	- Mr. Ranjan Mohan Mathur - National Sales Head Home Appliances
	- Mr. R. Anand - Head, Motor Division
	- Mr. C. S. Govindaraj - CEO, Industrial Business & Projects
	- Mr. B. Krishnamoorthy - Head Service Delivery
	- Mr. Vilas Sanjeev Kamath - Vice President - Strategic Sourcing (retires on 30.06.24)
	- Mr. Kartik Ishwar Muchandi - Head, Finance and Accounts, Marketing
	- Mr. Ashish Singh - Head, Finance and Accounts, Goa Factory
	- Mr. Ashutosh Verma - Regional Accounts Head- South
	- Mr. Saurabh Uppal - Regional Accountant- North 1
	- Mr. Rohit Dhupar - Regional Accountant- North 2
	- Mr. Sankar Pal - Regional Manager sales - East
	- Mr. Damodar Narendra Kale - Product Head, A.C.
	- Mr. V Lakshman Kumar - Product Head - WM & Interim Head R&D - Washing Machine
	- Mr. Anthony Francis D'Souza - Product Sourcing and Imports
	- Mr. P Nandan - Manufacturing Head for W. M.
	- Ms. Tekke Cheruvat Manjima - Head Training - Sales & Service
	- Mr. Seungki Bae - Industrial Head Design
	- Mr. Hwan Myung - Head of R&D (last working date 31.03.24)
	- Mr. Jin Kim - Head, R&D, Motor Division
	- Mr. Rajan Rahi - Sales Head- Industrial Product
	- Mr. Ashok Hazra - CFO, Industrial Division
	- Mr. Sandeep Haribhau Patil - AVP - Head Channel excellence, West
	- Mr. M V Nanjundeswara Prasad - Head Ewaste Management
	- Mr. Hemant Arora - Regional Sales Manager - North 1
	- Mr. Taeyun Lim - Head Electronics
	- Mr. Sandeep Tyagi - Head Sales, AC
	- Mr. Abhijit Basak - AGM, Analytics and Finance - Motor Division
	<b>Engineering division :</b>
	- Mr. P H Narayanan - Managing Director
	- Mr. Arup Das - Head Marketing (redesignated as Head of M&A and New business w.e.f. 01.04.2024)

Notes to the standalone financial statements for the year ended 31 March 2024

	- <b>Mr. Alope Kumar Sarkar</b> - Plant Head, Fine Blanking Kolkata
	- <b>Mr. Shantanu Chakraborty</b> - Head of Production and Ancillary
	- <b>Mr. Anit Kumar Ghosh</b> - DGM Sales and Marketing
	- <b>Mr. Arup Chatterjee</b> - Senior Manager Business Development
	- <b>Mr. K. R. K. Prasad</b> - CEO, Bengaluru Plant
	- <b>Mr. Jayanta Chanda</b> - CFO Engineering business
	- <b>Mr. Srinivas U</b> - GM-Quality
	- <b>Mr. Buragadda Jaya Panduranga Kalyan</b> - Senior Manager Finance and Accounts
	<b>Steel division :</b>
	- <b>Mr. Sourav Dutta</b> - CEO - Special Steel Unit
<b>Other related parties</b>	- IFB Agro Industries Limited - IFB Agro Marine FZE (100% subsidiary of IFB Agro Industries Limited) - Travel Systems Limited - IFB Global Limited - IFB Appliances Limited - Anjali foundation
<b>Employee trusts where there is significant influence (Employee trusts) :</b>	- The IFBIL Employees' Gratuity Fund (IFBILEGF) (erst while Indian Fine Blank Limited Employees Gratuity Fund) - The IFBL Group Superannuation Scheme (IFBLSAF)

(B) Transactions with related parties

		<b>For the year ended 31 March 2024 Rs. in crores</b>	For the year ended 31 March 2023 Rs. in crores
1	<b>Sales, service and other income</b>		
	- Investor Company	69.46	65.32
	- Subsidiaries	2.29	0.41
	- Associate	1.99	-
	- KMP	0.02	0.05
	- Other related parties	0.39	0.93
	<b>Total</b>	<b>74.15</b>	<b>66.71</b>
2	<b>Purchase of inventories</b>		
	- Investor Company	18.57	14.29
	- Subsidiaries	0.07	0.23
	- Associate	52.09	-
	- Other related parties	0.57	0.12
	<b>Total</b>	<b>71.30</b>	<b>14.64</b>

Notes to the standalone financial statements for the year ended 31 March 2024

		For the year ended 31 March 2024 Rs. in crores	For the year ended 31 March 2023 Rs. in crores
3	<b>Expenditure on other services</b>		
	- Investor Company	0.15	0.24
	- Subsidiaries	-	-
	- Other related parties	113.02	113.27
	<b>Total</b>	<b>113.17</b>	<b>113.51</b>
4	<b>Expenditure on corporate social responsibility</b>		
	- Other related parties	0.05	0.08
	<b>Total</b>	<b>0.05</b>	<b>0.08</b>
5	<b>Purchase of investments</b>		
	- Associate Company	-	97.00
	<b>Total</b>	<b>-</b>	<b>97.00</b>
6	<b>Purchase of duty entitlement pass book license</b>		
	- Other related parties	3.23	11.25
	<b>Total</b>	<b>3.23</b>	<b>11.25</b>
7	<b>Sale of property, plant and equipment</b>		
	- Investor Company	-	0.02
	<b>Total</b>	<b>-</b>	<b>0.02</b>
8	<b>Purchase of property, plant and equipment</b>		
	- Associate Company <sup>^</sup>	-	-
	<b>Total</b>	<b>-</b>	<b>-</b>
9	<b>Contribution to employees' benefit plans</b>		
	- Employee trusts	6.36	4.23
	<b>Total</b>	<b>6.36</b>	<b>4.23</b>
10	<b>Expenses recovered</b>		
	- Other related parties	-	0.06
	<b>Total</b>	<b>-</b>	<b>0.06</b>
11	<b>Remuneration</b>		
	(a) Short term benefits - KMP	45.45	47.72
	(b) Post employment benefits - KMP #	1.30	1.00
	(c) Other long term benefits - KMP #	1.91	0.18
	<b>Total</b>	<b>48.66</b>	<b>48.90</b>

<sup>^</sup> current year amount represents amount less than Rs. 50,000.

# actuarially determined.

Notes to the standalone financial statements for the year ended 31 March 2024

(C) Outstanding balances with related parties

		As at 31 March 2024 Rs. in crores	As at 31 March 2023 Rs. in crores
1	<b>Trade Receivables</b>		
	- Investor Company	22.32	32.27
	- Subsidiaries	0.78	0.12
	- Associate	2.31	-
	- Other related parties	0.64	0.39
	<b>Total</b>	<b>26.05</b>	<b>32.78</b>
2	<b>Security deposits given</b>		
	- Investor Company	0.50	0.50
	- Other related parties	0.08	0.08
	<b>Total</b>	<b>0.58</b>	<b>0.58</b>
3	<b>Advances given</b>		
	- Investor Company	0.44	0.44
	- Associate	19.40	-
	- KMP	0.04	0.04
	- Other related parties	7.54	0.41
	<b>Total</b>	<b>27.42</b>	<b>0.89</b>
4	<b>Loans given</b>		
	- KMP	0.05	0.06
	<b>Total</b>	<b>0.05</b>	<b>0.06</b>
5	<b>Other receivables</b>		
	- Employee trusts	8.60	3.90
	<b>Total</b>	<b>8.60</b>	<b>3.90</b>
6	<b>Trade payables</b>		
	- Investor Company	1.27	0.70
	- Associate	4.83	-
	- Other related parties	12.13	4.96
	<b>Total</b>	<b>18.23</b>	<b>5.66</b>
7	<b>Other payables</b>		
	- Employee trusts	6.52	4.18
	<b>Total</b>	<b>6.52</b>	<b>4.18</b>
8	<b>Guarantees given</b>		
	- Subsidiaries	12.51	20.82
	<b>Total</b>	<b>12.51</b>	<b>20.82</b>

Notes to the standalone financial statements for the year ended 31 March 2024

(D) Party-wise details of significant transactions with related parties

		For the year ended 31 March 2024 Rs. in crores	For the year ended 31 March 2023 Rs. in crores
1	<b>Sales, service and other income</b>		
	- TAAL	2.29	0.41
	- IFB Agro Industries Limited	0.28	0.93
	- Travel Systems Limited	0.11	-
2	<b>Purchase of inventories</b>		
	- TAAL	0.07	0.23
	- Anjali foundation	0.57	0.12
3	<b>Expenditure on other services</b>		
	- Travel Systems Limited	13.12	16.34
	- IFB Agro Marine FZE	0.60	0.28
	- IFB Appliances Limited	93.20	90.66
	- IFB Agro Industries Limited	0.61	0.61
	- IFB Global Limited	5.49	5.18
	- Anjali foundation	-	0.20
4	<b>Expenditure on corporate social responsibility</b>		
	- Anjali foundation	0.05	0.08
5	<b>Purchase of duty entitlement pass book license</b>		
	- IFB Agro Industries Limited	3.23	11.25
6	<b>Contribution to employees' benefit plans</b>		
	- IFBILEGF	6.34	4.18
	- IFBLSAF	0.02	0.05
7	<b>Expenses recovered</b>		
	- IFB Global Limited (*)	-	-
	- Travel Systems Limited	-	0.06

^ current year and previous year amount represents amount less than Rs. 50,000

(E) Party-wise details of significant balances with related parties

		As at 31 March 2024 Rs. in crores	As at 31 March 2023 Rs. in crores
1	<b>Trade Receivables</b>		
	- TAAL	0.78	0.12
	- IFB Agro Industries Limited	0.64	0.39
2	<b>Security deposits given</b>		
	- IFB Agro Industries Limited	0.08	0.08



Notes to the standalone financial statements for the year ended 31 March 2024

	As at 31 March 2024 Rs. in crores	As at 31 March 2023 Rs. in crores
3 <b>Advances given</b>		
- IFB Agro Industries Limited	0.39	0.41
- Travel Systems Limited	0.65	-
- IFB Appliances Limited	6.50	-
4 <b>Other receivables</b>		
- IFBILEGF	8.60	3.90
5 <b>Trade payables</b>		
- IFB Agro Marine FZE	0.10	-
- IFB Appliances Limited	10.37	3.68
- Travel Systems Limited	1.01	0.82
- IFB Global Limited	0.65	0.46
- Anjali foundation*	-	-
6 <b>Other payables</b>		
- IFBILEGF	6.52	4.18
- IFBLSAF**	-	-
7 <b>Guarantees given</b>		
- TAAL	4.17	12.61
- GAAL^	8.34	8.21

\* current year and previous year amount represents amount less than Rs. 50,000

\*\* current year and previous year amounts represent amounts less than Rs. 50,000

^ current year Guarantees given have subsequently been withdrawn

**38. Dues to micro, small and medium enterprises**

The Ministry of micro, small and medium enterprises has issued an office memorandum dated 26 August 2008 which recommends that the micro and small enterprises should mention in their correspondence with its customers the Entrepreneurs Memorandum Number as allocated after filing of the Memorandum in accordance with the 'Micro, Small and Medium Enterprise Development Act, 2006' ('MSMED Act, 2006'). Accordingly, the disclosure in respect of the amounts payable to such enterprises has been made in the financial statements based on the information received and available with the Company. Further, in view of the management, the impact of the interest, if any, that may be payable in accordance with the provisions of the Act is not expected to be material. The Company has not received any claim for interest from any supplier as at the balance sheet date.

	As at 31 March 2024 Rs. in crores	As at 31 March 2023 Rs. in crores
(a) Principal amount remaining unpaid to any supplier as at the end of the accounting year		
- On account of trade payables	32.80	45.76
- On account of other financial liabilities (refer note 16)	1.38	-
(b) Interest due thereon remaining unpaid to any supplier as at the end of the accounting year	-	-

Notes to the standalone financial statements for the year ended 31 March 2024

		As at 31 March 2024 Rs. in crores	As at 31 March 2023 Rs. in crores
(c)	Amount of interest paid under the MSMED Act, 2006, along with the amounts of the payment made to the supplier beyond the appointed day during the accounting year	-	-
(d)	Amount of interest due and payable for the period of delay in making payment (which have been paid but beyond the appointed day during the year) but without adding the interest specified under the MSMED Act, 2006	-	-
(e)	Amount of interest accrued and remaining unpaid at the end of each accounting year	-	-
(f)	Amount of further interest remaining due and payable even in the succeeding years, until such date when the interest dues above are actually paid to the small enterprise	-	-

**39. Financial instruments and related disclosures**

**i) Capital management**

The Company's capital management policy is focused on business growth and creating value for shareholders. The Company determines the amount of capital required on the basis of annual business plans and the funding needs are met through internal accruals and bank borrowings.

**ii) Categories of financial instruments**

Particulars	Note	As at 31 March 2024		As at 31 March 2023	
		Carrying value	Fair value	Carrying value	Fair value
		Rs. in crores	Rs. in crores	Rs. in crores	Rs. in crores
<b>A. Financial assets</b>					
<b>a) Measured at amortised cost:</b>					
i) Trade receivables	11	431.43	431.43	392.04	392.04
ii) Cash and cash equivalents	12	98.79	98.79	71.68	71.68
iii) Other bank balances	13	6.69	6.69	21.03	21.03
iv) Loans	6	1.00	1.00	1.11	1.11
v) Other financial assets		34.50	34.50	20.78	20.78
<b>b) Measured at fair value through Profit and Loss:</b>					
i) Investments	5	192.77	192.77	91.40	91.40
<b>c) Derivatives measured at fair value through Profit and Loss:</b>					
i) Derivatives not designated as hedges	7	5.00	5.00	9.93	9.93

Notes to the standalone financial statements for the year ended 31 March 2024

Particulars	Note	As at 31 March 2024		As at 31 March 2023	
		Carrying value	Fair value	Carrying value	Fair value
		Rs. in crores	Rs. in crores	Rs. in crores	Rs. in crores
<b>B. Financial liabilities</b>					
<b>a) Measured at amortised cost:</b>					
i) Term loans from banks	15	21.50	21.50	63.65	63.65
ii) Working capital buyers credit from banks	20	-	-	49.04	49.04
iii) Working capital demand loan	20	1.50	32.81	32.81	32.81
iv) Current maturities of long term borrowings	20	44.36	44.36	53.65	53.65
v) Lease Liabilities		94.56	94.56	148.87	148.87
vi) Trade payables		961.62	961.62	811.63	811.63
vii) Other financial liabilities		16.89	16.89	14.25	14.25
<b>b) Derivatives measured at fair value through Profit and Loss:</b>					
i) Derivative instruments not designated as hedges	16	1.36	1.36	1.60	1.60

Investments exclude investment in subsidiaries amounting to **Rs. 21.60 crores** (31 March 2023: Rs. 21.60 crores) and in an associate amounting to **Rs. 97.00 crores** (31 March 2023: Rs. 97.00 crores) which are shown at cost in balance sheet as per Ind AS 27 - 'Separate Financial Statements'.

**(iii) Financial risk management objectives**

The Company has a system-based approach to risk management, anchored to policies and procedures and internal financial controls aimed at ensuring early identification, evaluation and management of key financial risks (such as market risk, credit risk and liquidity risk) that may arise as a consequence of its business operations as well as its investing and financing activities. Accordingly, the Company's risk management framework has the objective of ensuring that such risks are managed within acceptable and approved risk parameters in a disciplined and consistent manner and in compliance with applicable regulation. It also seeks to drive accountability in this regard.

**a) Liquidity risks**

Liquidity risk refers to the risk that the Company cannot meet its financial obligations. The objective of liquid risk management is to maintain sufficient liquidity and ensure that funds are available for use as per requirements.

The Company has obtained fund and non-fund based working capital lines from banks. Furthermore, the Company has sufficient quantities of finished goods and stock-in-trade which are liquid and readily saleable. Hence the risk that the Company may not be able to settle its financial liabilities as they become due does not exist.

The following tables shows a maturity analysis of the anticipated cash flows for the Company's derivative and non-derivative financial liabilities.

**As at 31 March 2024**

	Total	Due within one year	Due after one year
	Rs. in crores	Rs. in crores	Rs. in crores
Borrowings	67.36	45.86	21.50
Lease liabilities	94.56	29.52	65.04
Trade payables	961.62	961.62	-
Other financial liabilities	16.89	16.45	0.44
Derivative financial liabilities	1.36	1.36	-
<b>Total</b>	<b>1,141.79</b>	<b>1,054.81</b>	<b>86.98</b>

## Notes to the standalone financial statements for the year ended 31 March 2024

### As at 31 March 2023

	Total	Due within one year	Due after one year
	Rs. in crores	Rs. in crores	Rs. in crores
Borrowings	199.15	135.50	63.65
Lease liabilities	148.87	28.56	120.31
Trade payables	811.63	811.63	-
Other financial liabilities	14.25	13.85	0.40
Derivative financial liabilities	1.60	1.60	-
<b>Total</b>	<b>1,175.50</b>	<b>991.14</b>	<b>184.36</b>

### b) Market risks

The Company does not trade in equities. Treasury activities, focused on managing investments in debt instruments, are decentralised but administered under a set of approved policies and procedures guided by the tenets of liquidity, safety and returns. This ensures that investments are only made within the acceptable risk parameters after due evaluation.

The Company's investments are predominantly held in debt mutual funds. Such investments are susceptible to market risks that arise mainly from changes in interest rate which may impact the return and value of such investments. Mark to market movements in respect of these investments are measured at fair value through Profit and Loss.

Fixed deposits are held with highly rated banks and generally have a short tenure and are not subject to interest rate volatility.

The Company has short-term borrowings which are generally not susceptible to interest rate volatility since they are for short tenure. Long term loans from banks are at highly competitive rates. Hence interest rate fluctuations on borrowings does not affect the Company significantly.

### c) Foreign currency risk

The Company undertakes transactions denominated in foreign currency (mainly US Dollar, Euro, RMB, JPY and AED) which are subject to the risk of exchange rate fluctuations.

The carrying amount of foreign currency denominated financial assets and liabilities, are as follows:

	As at 31 March 2024		As at 31 March 2023	
	Financial Assets	Financial Liabilities	Financial Assets	Financial Liabilities
	Rs. in crores	Rs. in crores	Rs. in crores	Rs. in crores
USD	2.48	132.37	0.48	192.84
Euro	0.68	29.37	0.97	12.65
RMB	0.03	66.63	-	42.54
JPY	-	0.07	-	0.08
<b>Total</b>	<b>3.19</b>	<b>228.44</b>	<b>1.45</b>	<b>248.11</b>

The Company uses forward exchange contracts and currency swaps to hedge its exposure in foreign currency.

Notes to the standalone financial statements for the year ended 31 March 2024

- i) **Forward exchange contracts / Currency swaps that were outstanding for financial liabilities and firm commitments as at the end of respective reporting dates:**

Particulars	No. of contracts	USD (crores)	No. of contracts	Euro (crores)	No. of contracts	RMB (crores)	No. of contracts	JPY (crores)
As at 31 March 2024	84	1.76	25	0.32	120	6.71	1	0.92
As at 31 March 2023	99	2.61	15	0.14	66	4.83	-	-

The aforesaid forwards / currency swaps have a maturity before 1 October, 2024.

- ii) **Unhedged foreign currency exposure (excluding derivatives) as at the end of the respective reporting dates:**

	As at 31 March 2024		As at 31 March 2023	
	Financial Assets	Financial Liabilities	Financial Assets	Financial Liabilities
USD in crores	0.03	-	0.01	-
Rs. in crores	2.48	-	0.48	-
EURO in crores	0.01	0.01	0.01	-
Rs. in crores	0.68	0.91	0.97	-
JPY in crores	-	-	-	0.12
Rs. in crores	-	-	-	0.08
RMB in crores*	-	-	-	-
Rs. in crores	0.03	-	-	-
<b>Total Rs. in crores</b>	<b>3.19</b>	<b>0.91</b>	<b>1.45</b>	<b>0.08</b>

\* current year amount in RMB represent amounts less than 50,000

- iii) **Foreign currency sensitivity**

For every percentage point change in the underlying exchange rate of the outstanding foreign currency denominated assets and liabilities, holding all other variables constant, the profit before tax would change by **Rs. 2.25 crores** for the year ended **31 March 2024** (31 March 2023: Rs 2.47 crores).

- d) **Credit risk**

Credit risk arise from the possibility that the counter party may not be able to settle their obligations. Financial instruments that are subject to such risk primarily consists of investments, trade receivables, bank deposits, loans, derivative instruments and other financial assets.

Bank deposits are primarily held with highly rated and different banks.

The Company's customer base is large and diverse limiting the risk arising out of credit concentration. Further the credit is extended in business interest in accordance with guidelines issued centrally and business-specific credit policies that are consistent with such guidelines. Exceptions are managed and approved by appropriate authorities after due consideration of the counter parties credentials and financial capacity, trade practices and prevailing business and economic conditions.

In respect of financial guarantees provided by the Company to banks/financial institutions, the maximum exposure which the Company is exposed to is the maximum amount which the Company would have to pay if the guarantee is called upon. Based on the expectation at the end of the reporting period, the Company considers that it is more likely than not that such an amount will not be payable under the guarantees provided.

The Company's historical experience of collecting receivables and the level of default indicates that the credit risk is low and generally uniform across markets. Loss allowances are recognised where considered appropriate by the management.

## Notes to the standalone financial statements for the year ended 31 March 2024

The movement of allowance for doubtful advances and receivables is as under:-

	As at 31 March 2024 Rs. in crores	As at 31 March 2023 Rs. in crores
<b>Balance at beginning of the year</b>	<b>1.99</b>	2.01
Provision recognised in the year	<b>0.58</b>	0.28
Amounts written off during the year as uncollectible	<b>(0.13)</b>	(0.24)
Amounts recovered during the year	<b>(0.09)</b>	(0.06)
Provisions written back	-	-
<b>Balance at end of the year</b>	<b>2.35</b>	1.99

Other than financial assets mentioned above, none of the Company's financial assets are either impaired or past due, and there were no indications that defaults in payment would occur.

### e) Fair value hierarchy

The following table provides an analysis of financial instruments that are measured subsequent to initial recognition at fair value and have been grouped into Level 1, Level 2 and Level 3 below:

	Fair value hierarchy (Level)	Fair Value	
		As at 31 March 2024 Rs. in crores	As at 31 March 2023 Rs. in crores
<b>A. Financial Assets</b>			
<b>a) Measured at FVTPL:</b>			
Investment in mutual funds	1	192.11	89.15
Investment in equity instruments (other than subsidiary)	2	0.66	2.25
<b>b) Derivatives measured at FVTPL:</b>			
Derivatives not designated as hedges	2	5.00	9.93
<b>B. Financial Liabilities</b>			
<b>a) Derivatives measured at FVTPL:</b>			
Derivatives not designated as hedges	2	1.36	1.60

### 40. Goodwill

A reconciliation of the carrying amount of goodwill at the beginning and end of the reporting period showing separately:

	As at 31 March 2024 Rs. in crores	As at 31 March 2023 Rs. in crores
Amount as at the beginning of the year (net of accumulated impairment loss of Nil)	13.55	13.55
Amount as at the end of the year (net of accumulated impairment loss of Nil)	13.55	13.55
Allocated to Home appliance division	13.55	13.55

Goodwill as stated above is carried at cost and annually tested for impairment in line with applicable Accounting Standards. Impairment testing for goodwill has been carried out considering their recoverable amounts which, inter-alia, includes

## Notes to the standalone financial statements for the year ended 31 March 2024

estimation of their value-in-use based on management projections. These projections have been made for a period of five years and consider various factors, such as market scenario, growth trends, growth and margin projections and terminal growth rates specific to the business. For such projections, discount rate of 15% and long-term growth rate of 3% have been considered. Discount rate has been determined considering the Weighted Average Cost of Capital (WACC) of market benchmarks. Based on the above assessment, no impairment has been recognised during the year.

41. The Company has disaggregated revenues from contract with customers for the year by the type of goods and services. The Company believes that this disaggregation best depicts how the nature, amount, timing and uncertainty of revenues and cash flows are affected by industry, market and other economic factors. Refer note 21 for revenue disaggregation.

The following table includes revenue expected to be recognised in the future related to annual maintenance contracts and extended warranty services and advance from customers.

	Year ended 31 March 2025	Year ended 31 March 2026	Year ended 31 March 2027	Year ended 31 March 2028	Beyond 31 March 2028
	Rs. in crores	Rs. in crores	Rs. in crores	Rs. in crores	Rs. in crores
Income received in advance on annual maintenance contracts	61.25	8.10	0.12	0.04	-
Income received in advance on extended warranty services	9.83	7.93	4.97	3.90	5.36
Advance from customers	54.37	-	-	-	-
	<b>125.45</b>	<b>16.03</b>	<b>5.09</b>	<b>3.94</b>	<b>5.36</b>

The Company recognized revenue of **Rs. 83.02 crores** (31 March 2023 : Rs. 70.60 crores) arising from contract liability balances comprising of income received in advance on annual maintenance contracts and extended warranty services and advance from customers at the beginning of the year.

The below table shows the movement of income received in advance on annual maintenance contracts and extended warranty services and advance from customers :

	As at 31 March 2024 Rs. in crores	As at 31 March 2023 Rs. in crores
<b>Opening Balance</b>	<b>113.36</b>	89.99
Progress billing during the year	<b>4,246.10</b>	4,028.35
Less: Revenue recognised during the year	<b>4,203.59</b>	4,004.98
<b>Closing Balance</b>	<b>155.87</b>	113.36

Invoicing in excess of revenues from sale of services are classified as "Income received in advance on annual maintenance contracts and extended warranty services" and Invoicing in excess of revenues from sale of goods are classified as "Advance from customers" in note no 17.

Notes to the standalone financial statements for the year ended 31 March 2024

**42. Ratios:**

		As at 31 March 2024	As at 31 March 2023
1	Current ratio (no of times)	1.13	1.09
2	Debt-equity ratio (no of times) <sup>a</sup>	0.09	0.30
3	Debt service coverage ratio(no of times) <sup>b</sup>	4.11	2.31
4	Return on equity ratio(%) <sup>c</sup>	9.49	2.63
5	Inventory turnover ratio (no of days)	37	42
6	Trade receivables turnover ratio (no of days)	39	37
7	Trade payables turnover ratio (no of days)	72	63
8	Net capital turnover ratio(no of times) <sup>d</sup>	26.76	41.31
9	Net profit ratio(%) <sup>e</sup>	1.59	0.42
10	Return on capital employed(%) <sup>e</sup>	12.57	6.64
11	Return on investment (%) <sup>f</sup>	7.80	5.92

**Reasons where the change in the ratios is more than 25% as compared to preceding years:**

- a) Debt-equity ratio has reduced due to repayments of borrowings and increase in equity (mainly attributable to profit for the year)
- b) Earnings before depreciation, interest and tax (EBDITA) has increased due to higher income and decrease in material cost as a % of income. EBDITA being the numerator for the debt service coverage ratio, hence the increase in the ratio.
- c) The ratios have been impacted due to increase in profits for the year for reasons stated in (b) above.
- d) The increase in working capital for the period is more than the increase in sales and service income (both in no of times), hence the ratio has decreased.
- e) Capital employed has not changed significantly, however earnings before interest and tax has increased for reasons stated (b) above
- f) There has been a fall in average current investment for the year. This being the denominator for the return on investment. Hence the increase in the ratio

**Items included in numerator and denominator:**

		Numerator	Denominator
1	Current ratio	Current assets	Current liabilities
2	Debt-equity ratio	Total debt	Shareholders equity
3	Debt service coverage ratio	Earnings before depreciation, interest and tax	Finance cost on borrowings + Principal repayments of loans
4	Return on equity ratio	Net (loss) / profit after tax	Shareholders equity
5	Inventory turnover ratio (no of days)	Gross sales of product	Closing inventory
6	Trade receivables turnover ratio (no of days)	Net sales	Closing trade receivables
7	Trade payables turnover ratio (no of days)	Net purchases	Closing trade payable for goods
8	Net capital turnover ratio	Net sales and service income	Working capital
9	Net profit ratio	Net profit after tax	Total Income
10	Return on capital employed	Earnings before interest and tax	Capital employed
11	Return on investment	Net gain/loss arising on current investments measured at FVTPL + Net gain on disposal of current investment	Average current investments



Notes to the standalone financial statements for the year ended 31 March 2024

43. Trade payables ageing Rs. Crores

Particulars	As at 31 March, 2024					Total
	Not Due	Less than 1 year	1-2 years	2-3 years	More than 3 years	
<b>Undisputed trade payables:</b>						
Dues of micro enterprises and small enterprises	2.72	30.08	-	-	-	32.80
Dues of creditors other than micro enterprises and small enterprises	15.13	909.31	1.27	1.31	1.80	928.82
<b>Disputed trade payables:</b>						
Dues of micro enterprises and small enterprises	-	-	-	-	-	-
Dues of creditors other than micro enterprises and small enterprises	-	-	-	-	-	-
		<b>939.39</b>	<b>1.27</b>	<b>1.31</b>	<b>1.80</b>	<b>961.62</b>

As on 31st March 2024, trade payables includes Rs. 15.63 crores for liabilities under supplier financing. The weighted average of which have extended the settlement of original payable to 87 days after physical supply and are due for settlement with 47 days after the year end.

Rs. Crores

Particulars	As at 31 March, 2023					Total
	Not Due	Less than 1 year	1-2 years	2-3 years	More than 3 years	
<b>Undisputed trade payables:</b>						
Dues of micro enterprises and small enterprises	-	45.76	-	-	-	45.76
Dues of creditors other than micro enterprises and small enterprises	5.01	751.45	3.07	0.10	6.24	765.87
<b>Disputed trade payables:</b>						
Dues of micro enterprises and small enterprises	-	-	-	-	-	-
Dues of creditors other than micro enterprises and small enterprises	-	-	-	-	-	-
	<b>5.01</b>	<b>797.21</b>	<b>3.07</b>	<b>0.10</b>	<b>6.24</b>	<b>811.63</b>

As on 31st March 2023, trade payables includes Rs. 0.88 crores for liabilities under supplier financing. The weighted average of which have extended the settlement of original payable to 61 days after physical supply and are due for settlement with 48 days after the year end.

The Company has entered into supplier financing arrangement to ensure easy access of credit to its supplier. The arrangement is mostly operating in nature as the financing element in the transaction is insignificant and the time frame in the financing arrangement is mostly consistent with the supplier terms available to the Company. The amount payable w.r.t. such supplier financing is classified as trade payables.

## Notes to the standalone financial statements for the year ended 31 March 2024

44. As per the E-Waste (Management) Rules, 2016, as amended, Companies dealing in certain categories of products as specified in Schedule-I therein are required to undertake Extended Producer Responsibility (EPR) for its end-of-life products. The obligation for a financial year is measured based on sales made in the preceding 9th/10th year and the Company has met its obligations for the current year. In accordance with Appendix B of Ind AS 37, 'Provisions, Contingent Liabilities and Contingent Assets', the Company will have an e-waste obligation for future years, only if it participates in the market in those years.
45. No proceedings have been initiated or is pending against the Company for holding any benami property under the 'Benami Transactions (Prohibition) Act, 1988 (45 of 1988) and rules made thereunder.
46. The Company has not been declared a wilful defaulter by any banks.
47. Balance outstanding with nature of transaction with struck off companies as per section 248 of the Companies Act, 2013

Name of struck off company	Nature of transactions with struck - off companies	Balance as at 31st March 2024 (Rs. In crores)	Relationship with struck-off companies
Sutek Systems (India) Private Limited	Trade payables	(*)	None
Fortis Hospital Management Limited	Trade payables	(*)	None
Arrow18 Corporate Solutions Private Limited	Trade payables	0.1	None
Pure Logistics Private Limited	Trade payables	0.07	None
KVR Warehousing & Logistics (India) Private Limited	Trade payables	0.01	None
Just Dial Global Private Limited	Advance for goods and services	(*)	None

(\*) amount less than Rs. 50,000

48. The Company has complied with the number of layers prescribed under (87) of section 2 of the Companies Act, 2013 read with the Companies (Restriction on number of Layers) Rules, 2017.
49. All transactions have been recorded in the books of accounts and there are no unrecorded income that have been disclosed during the year in the tax assessments under the Income Tax Act, 1961. Moreover there are no unrecorded income and related assets pertaining to previous years.
50. The Company has not traded or invested in Crypto Currency or Virtual Currency during the financial year.
51. The Bangalore factory of Engineering Division at Malur is situated on a leased premises. In the current year, in view of the anticipated increase in volume of business in near future, the Company decided to acquire a plot of land at Malur and construct a factory with adequate infrastructure including deploying robotics to absorb the anticipated workload. The Board of Directors in its meeting held on 2nd November 2023 accorded approval to buy a land with a capital outlay of around Rs. 48.00 crores.
- The existing leasing agreement at Malur, has a termination clause, which provides that the lessee (Company) can terminate the said agreement without cause by giving three months written notice to the lessor expressing its intention to terminate the lease deed. The Company has decided to exercise the same and discontinue the lease arrangement at Malur by March 2026 and shift to new location.
- Consequent to the above decision for short closing the lease arrangement, the Company has given effect of the same in the financials for FY 23-24 as per INDAS 116 and accordingly the lease liability is remeasured and an amount of Rs. 43.59 crore is recorded as an adjustment to the right-of-use asset, while the excess of lease liability over right-of-use asset of Rs. 4.12 crore is included under 'Other Income' in the Statement of Profit and loss.
52. The standalone financial statements were approved by the Board of Directors on 28 May 2024.

## Independent Auditor's Report to the Members of IFB INDUSTRIES LIMITED

### **Report on the Audit of the Consolidated Financial Statements**

#### **Opinion**

We have audited the accompanying consolidated financial statements of IFB Industries Limited ("the Parent") and its subsidiaries, (the Parent and its subsidiaries together referred to as "the Group") which includes the Group's share of loss in its associate, which comprise the Consolidated Balance Sheet as at 31 March 2024, and the Consolidated Statement of Profit and Loss (including Other Comprehensive Income), the Consolidated Cash Flow Statement and the Consolidated Statement of Changes in Equity for the year on that date, and notes to the financial statements including a summary of material accounting policies and other explanatory information.

In our opinion and to the best of our information and according to the explanations given to us, and based on the consideration of reports of other auditors on separate financial information/statements of the subsidiaries and associate referred to in the Other Matters section below, the aforesaid consolidated financial statements give the information required by the Companies Act, 2013 ("the Act") in the manner so required and give a true and fair view in conformity with the Indian Accounting Standards prescribed under section 133 of the Act, ("Ind AS") and other accounting principles generally accepted in India, of the consolidated state of affairs of the Group as at 31 March 2024, and their consolidated profit, their consolidated total comprehensive income, their consolidated cash flows and their consolidated changes in equity for the year ended on that date.

#### **Basis for Opinion**

We conducted our audit of the consolidated financial statements in accordance with the Standards on Auditing ("SAs") specified under section 143 (10) of the Act. Our responsibilities under those Standards are further described in the Auditor's Responsibility for the Audit of the Consolidated Financial Statements section of our report. We are independent of the Group and its associate in accordance with the Code of Ethics issued by the Institute of Chartered Accountants of India ("ICAI") together with the ethical requirements that are relevant to our audit of the consolidated financial statements under the provisions of the Act and the Rules made thereunder, and we have fulfilled our other ethical responsibilities in accordance with these requirements and the ICAI's Code of Ethics. We believe that the audit evidence obtained by us and the audit evidence obtained by other auditors in terms of their reports referred to in the sub-paragraph (a) of the Other Matters section below, is sufficient and appropriate to provide a basis for our audit opinion on the consolidated financial statements.

#### **Key Audit Matters**

Key audit matters are those matters that, in our professional judgment, were of most significance in our audit of the consolidated financial statements of the current period. These matters were addressed in the context of our audit of the consolidated financial statements as a whole, and in forming our opinion thereon, and we do not provide a separate opinion on these matters. We have determined the matters described below to be the key audit matters to be communicated in our report.

Sr. No.	Key Audit Matter	Auditor's Response
1	<p><b>Recognition of Revenue</b></p> <p>Revenue is recognised when performance obligations are satisfied by transferring promised goods to customers.</p> <p>Goods are considered transferred when the customer obtains 'control' of the promised goods. Control is the ability to direct the use of and obtain, substantially all the benefits from the goods.</p> <p>There is a risk of revenue not being recorded in the correct accounting period on account of the ability to establish with certainty the point of time when control has passed.</p> <p>Refer to 1(B)(d) for the accounting policy on recognition on revenue.</p>	<p>Our audit approach was a combination of test of internal controls and substantive procedures including:</p> <ul style="list-style-type: none"> <li>• Assessing the appropriateness of the relevant accounting policy.</li> <li>• Evaluation of the design and implementation of internal controls over management's assertion with respect to 'cut-off' to establish that control of promised goods has passed to customers.</li> <li>• Testing the operating effectiveness of the said internal controls for selected sample of sales.</li> <li>• Substantive tests on a sample of sales to confirm that 'cut-off' has been properly applied, in particular, just before and after close of the accounting period.</li> <li>• Assessed the relevant disclosures made in the Ind AS financial statements.</li> </ul>

**Information Other than the Financial Statements and Auditor's Report Thereon**

- The Parent's Board of Directors is responsible for the other information. The other information comprises the information included in the Director's report including Annexures to Board's report, Management Discussions and Analysis report, Business Responsibility and Sustainability report, but does not include the consolidated financial statements, standalone financial statements and our auditor's report thereon.
- Our opinion on the consolidated financial statements does not cover the other information and we do not express any form of assurance conclusion thereon.
- In connection with our audit of the consolidated financial statements, our responsibility is to read the other information, compare with the financial statements of the subsidiaries and associate audited by the other auditors, to the extent it relates to these entities and, in doing so, place reliance on the work of the other auditors and consider whether the other information is materially inconsistent with the consolidated financial statements or our knowledge obtained during the course of our audit or otherwise appears to be materially misstated. Other information so far as it relates to the subsidiaries and associate, is traced from their financial statements audited by other auditors.
- If, based on the work we have performed, we conclude that there is a material misstatement of this other information, we are required to report that fact. We have nothing to report in this regard.

**Responsibilities of Management and Those Charged with Governance for the Consolidated Financial Statements**

The Parent's Board of Directors is responsible for the matters stated in section 134(5) of the Act with respect to the preparation of these consolidated financial statements that give a true and fair view of the consolidated financial position, consolidated financial performance including other comprehensive income, consolidated cash flows and consolidated changes in equity of the Group including its associate in accordance with the Ind AS and other accounting principles generally accepted in India. The respective Board of Directors of the companies included in the Group and of its associate are responsible for maintenance of adequate accounting records in accordance with the provisions of the Act for safeguarding the assets of the Group and its associate and for preventing and detecting frauds and other irregularities; selection and application of appropriate accounting policies; making judgments and estimates that are reasonable and prudent; and design, implementation and maintenance of adequate internal financial controls, that were operating effectively for ensuring the accuracy and completeness of the accounting records, relevant to the preparation and presentation of the financial statements that give a true and fair view and are free from material misstatement, whether due to fraud or error, which have been used for the purpose of preparation of the consolidated financial statements by the Directors of the Parent, as aforesaid.

In preparing the consolidated financial statements, the respective Management and Board of Directors of the companies included in the Group (and of its associate) are responsible for assessing the ability of the respective entities to continue as a going concern, disclosing, as applicable, matters related to going concern and using the going concern basis of accounting unless the respective Board of Directors either intend to liquidate their respective entities or to cease operations, or has no realistic alternative but to do so.

The respective Board of Directors of the companies included in the Group and of its associate are also responsible for overseeing the financial reporting process of the Group and of its associate.

#### **Auditor's Responsibility for the Audit of the Consolidated Financial Statements**

Our objectives are to obtain reasonable assurance about whether the consolidated financial statements as a whole are free from material misstatement, whether due to fraud or error, and to issue an auditor's report that includes our opinion. Reasonable assurance is a high level of assurance but is not a guarantee that an audit conducted in accordance with SAs will always detect a material misstatement when it exists. Misstatements can arise from fraud or error and are considered material if, individually or in the aggregate, they could reasonably be expected to influence the economic decisions of users taken on the basis of these consolidated financial statements.

As part of an audit in accordance with SAs, we exercise professional judgment and maintain professional skepticism throughout the audit. We also:

- Identify and assess the risks of material misstatement of the consolidated financial statements, whether due to fraud or error, design and perform audit procedures responsive to those risks, and obtain audit evidence that is sufficient and appropriate to provide a basis for our opinion. The risk of not detecting a material misstatement resulting from fraud is higher than for one resulting from error, as fraud may involve collusion, forgery, intentional omissions, misrepresentations, or the override of internal control.
- Obtain an understanding of internal financial controls relevant to the audit in order to design audit procedures that are appropriate in the circumstances. Under section 143(3)(i) of the Act, we are also responsible for expressing our opinion on whether the Parent has adequate internal financial controls with reference to consolidated financial statements in place and the operating effectiveness of such controls.
- Evaluate the appropriateness of accounting policies used and the reasonableness of accounting estimates and related disclosures made by the management.
- Conclude on the appropriateness of management's use of the going concern basis of accounting and, based on the audit evidence obtained, whether a material uncertainty exists related to events or conditions that may cast significant doubt on the ability of the Group and its associate to continue as a going concern. If we conclude that a material uncertainty exists, we are required to draw attention in our auditor's report to the related disclosures in the consolidated financial statements or, if such disclosures are inadequate, to modify our opinion. Our conclusions are based on the audit evidence obtained up to the date of our auditor's report. However, future events or conditions may cause the Group and its associate to cease to continue as a going concern.
- Evaluate the overall presentation, structure and content of the consolidated financial statements, including the disclosures, and whether the consolidated financial statements represent the underlying transactions and events in a manner that achieves fair presentation.
- Obtain sufficient appropriate audit evidence regarding the financial information of the entities or business activities within the Group and its associate to express an opinion on the consolidated financial statements. We are responsible for the direction, supervision and performance of the audit of the financial statements of such entities or business activities included in the consolidated financial statements of which we are the independent auditors. For the other entities or business activities included in the consolidated financial statements, which have been audited by other auditors, such other auditors remain responsible for the direction, supervision and performance of the audits carried out by them. We remain solely responsible for our audit opinion.

Materiality is the magnitude of misstatements in the consolidated financial statements that, individually or in aggregate, makes it probable that the economic decisions of a reasonably knowledgeable user of the consolidated financial statements may be influenced. We consider quantitative materiality and qualitative factors in (i) planning the scope of our audit work and in evaluating the results of our work; and (ii) to evaluate the effect of any identified misstatements in the consolidated financial statements.

We communicate with those charged with governance of the Parent of which we are the independent auditors regarding, among other matters, the planned scope and timing of the audit and significant audit findings, including any significant deficiencies in internal financial controls that we identify during our audit.

We also provide those charged with governance with a statement that we have complied with relevant ethical requirements regarding independence, and to communicate with them all relationships and other matters that may reasonably be thought to bear on our independence, and where applicable, related safeguards.

From the matters communicated with those charged with governance, we determine those matters that were of most significance in the audit of the consolidated financial statements of the current period and are therefore the key audit matters. We describe these matters in our auditor's report unless law or regulation precludes public disclosure about the matter or when, in extremely rare circumstances, we determine that a matter should not be communicated in our report because the adverse consequences of doing so would reasonably be expected to outweigh the public interest benefits of such communication.

#### **Other Matters**

We did not audit the financial information of two subsidiaries, whose financial information reflect total assets of Rs. 95.74 crore as at 31 March 2024, total revenues of Rs. 128.55 crore and net cash inflows amounting to Rs. 0.37 crore for the year ended on that date, as considered in the consolidated financial statements. The consolidated financial statements also include the Group's share of net loss of Rs. 24.16 crore for the year ended 31 March 2024, as considered in the consolidated financial statements, in respect of an associate, whose financial statements have not been audited by us. These financial information/statements have been audited by other auditors whose reports have been furnished to us by the Management and our opinion on the consolidated financial statements, in so far as it relates to the amounts and disclosures included in respect of these subsidiaries and the associate, and our report in terms of subsection (3) of Section 143 of the Act, in so far as it relates to the aforesaid subsidiaries and the associate is based solely on the reports of the other auditors.

Our opinion on the consolidated financial statements above and our report on Other Legal and Regulatory Requirements below, is not modified in respect of the above matters with respect to our reliance on the work done and the reports of other auditors.

#### **Report on Other Legal and Regulatory Requirements**

1. As required by Section 143(3) of the Act, based on our audit and on the consideration of the reports of other auditors on the separate financial information/statements of the subsidiaries and the associate referred to in the Other Matter section above, we report, to the extent applicable that:
  - a) We have sought and obtained all the information and explanations which to the best of our knowledge and belief were necessary for the purposes of our audit of the aforesaid consolidated financial statements.
  - b) In our opinion, proper books of account as required by law relating to preparation of the aforesaid consolidated financial statements have been kept so far as it appears from our examination of those books and the reports of the other auditors.
  - c) The Consolidated Balance Sheet, the Consolidated Statement of Profit and Loss including Other Comprehensive Income, the Consolidated Cash Flow Statement and the Consolidated Statement of Changes in Equity dealt with by this Report are in agreement with the relevant books of account maintained for the purpose of preparation of the consolidated financial statements.
  - d) In our opinion, the aforesaid consolidated financial statements comply with the Ind AS specified under Section 133 of the Act.

- e) On the basis of the written representations received from the directors of the Parent as on 31 March 2024 taken on record by the Board of Directors of the Company and the report of the statutory auditors of the associate company incorporated in India, none of the directors of the Parent and its associate company incorporated in India is disqualified as on 31 March 2024 from being appointed as a director in terms of Section 164 (2) of the Act.
- f) With respect to the adequacy of the internal financial controls with reference to consolidated financial statements and the operating effectiveness of such controls, refer to our separate Report in “Annexure A” which is based on the auditors’ reports of the Parent and the associate company incorporated in India. Our report expresses an unmodified opinion on the adequacy and operating effectiveness of internal financial controls with reference to consolidated financial statements of those companies.
- g) With respect to the other matters to be included in the Auditor’s Report in accordance with the requirements of section 197(16) of the Act, as amended, in our opinion and to the best of our information and according to the explanations given to us, the remuneration paid by the Parent to their directors during the year is in accordance with the provisions of section 197 of the Act.
- h) With respect to the other matters to be included in the Auditor’s Report in accordance with Rule 11 of the Companies (Audit and Auditors) Rules, 2014, as amended in our opinion and to the best of our information and according to the explanations given to us:
  - i) The consolidated financial statements disclose the impact of pending litigations on the consolidated financial position of the Group, refer Note 35 to the consolidated financial statements; Further, there were no pending litigation which would impact the consolidated financial position of its associate.
  - ii) The Group and its associatedid not have any material foreseeable losses on long-term contracts including derivative contracts.
  - iii) There were no amounts which were required to be transferred to the Investor Education and Protection Fund by the Parent and its associate company incorporated in India.
  - iv) (a) The respective Managements of the Parent and the associate, which is a company incorporated in India, whose financial statements have been audited under the Act, have represented to us and to the other auditors of associate respectively that, to the best of their knowledge and belief, no funds have been advanced or loaned or invested (either from borrowed funds or share premium or any other sources or kind of funds) by the Parent or the associate to or in any other person(s) or entity(ies), including foreign entities (“Intermediaries”), with the understanding, whether recorded in writing or otherwise, that the Intermediary shall, directly or indirectly lend or invest in other persons or entities identified in any manner whatsoever by or on behalf of the Parent or the associate (“Ultimate Beneficiaries”) or provide any guarantee, security or the like on behalf of the Ultimate Beneficiaries.
  - (b) The respective Managements of the Parent and its associate, which is a company incorporated in India, whose financial statements have been audited under the Act, have represented to us and to the other auditors of such associate respectively that, to the best of their knowledge and belief, no funds have been received by the Parent or the associate from any person(s) or entity(ies), including foreign entities (“Funding Parties”), with the understanding, whether recorded in writing or otherwise, that the Parent or the associate shall, directly or indirectly, lend or invest in other persons or entities identified in any manner whatsoever by or on behalf of the Funding Party (“Ultimate Beneficiaries”) or provide any guarantee, security or the like on behalf of the Ultimate Beneficiaries.
  - (c) Based on the audit procedures performed that have been considered reasonable and appropriate in the circumstances performed by us and that performed by the auditors of the associate which is a company incorporated in India whose financial statements have been audited under the Act, nothing has come to our or other auditor’s notice that has caused us or the other auditors to believe that the representations under sub-clause (i) and (ii) of Rule 11(e), as provided under (a) and (b) above, contain any material misstatement.

- v) The Parent and its associate which is a company incorporated in India, whose financial statements have been audited under the Act, have not declared or paid any dividend during the year and have not proposed final dividend for the year.
- vi) Based on our examination which included test checks and based on other auditor's report of its associate company incorporated in India whose financial statements have been audited under the Act, the Parent and its associate company incorporated in India have used accounting software(s) for maintaining their respective books of account for the financial year ended March 31, 2024 which has a feature of recording audit trail (edit log) facility and the same has operated throughout the year for all relevant transactions recorded in the software(s). Further, during the course of audit, we and respective other auditors, whose reports have been furnished to us by the Management of the Parent, have not come across any instance of the audit trail feature being tampered with.

As proviso to Rule 3(1) of the Companies (Accounts) Rules, 2014 is applicable from April 1, 2023, reporting under Rule 11 (g) of the Companies (Audit and Auditors) Rules, 2014 on preservation of audit trail as per the statutory requirements for record retention is not applicable for the financial year ended March 31, 2024.

- 2. With respect to the matters specified in clause (xxi) of paragraph 3 and paragraph 4 of the Companies (Auditor's Report) Order, 2020 ("CARO"/ "the Order") issued by the Central Government in terms of Section 143(11) of the Act, according to the information and explanations given to us, and based on the CARO report issued by us and the auditors of the associate company included in the consolidated financial statements to which reporting under CARO is applicable, as provided to us by the Management of the Parent, we report that there are no qualifications or adverse remarks by the auditors in the CARO report of the said associate company included in the consolidated financial statements.

For **Deloitte Haskins & Sells**  
*Chartered Accountants*  
(Firm Registration No. 302009E)

**Varsha A. Fadte**  
*Partner*

(Membership No. 103999)  
UDIN: 24103999BKENFD5404

Kolkata, 28 May 2024



## ANNEXURE “A” to the Independent Auditor’s Report

(Referred to in paragraph 1(f) under ‘Report on Other Legal and Regulatory Requirements’ section of our report of even date)

### **Report on the Internal Financial Controls with reference to consolidated financial statements under Clause (i) of Sub-section 3 of Section 143 of the Companies Act, 2013 (“the Act”)**

In conjunction with our audit of the consolidated Ind AS financial statements of the Company as of and for the year ended 31 March 2024, we have audited the internal financial controls with reference to consolidated financial statements of IFB Industries Limited (hereinafter referred to as “Parent”), which includes internal financial controls with reference to consolidated financial statements of its associate company, which is a company incorporated in India, as of that date.

#### **Management’s Responsibility for Internal Financial Controls**

The Board of Directors of the Parent, its associate company, which are companies incorporated in India, are responsible for establishing and maintaining internal financial controls with reference to consolidated financial statements based on the internal control with reference to consolidated financial statements criteria established by the Company considering the essential components of internal control stated in the Guidance Note on Audit of Internal Financial Controls Over Financial Reporting issued by the Institute of Chartered Accountants of India (“ICAI”). These responsibilities include the design, implementation and maintenance of adequate internal financial controls that were operating effectively for ensuring the orderly and efficient conduct of its business, including adherence to the Parent’s policies, the safeguarding of its assets, the prevention and detection of frauds and errors, the accuracy and completeness of the accounting records, and the timely preparation of reliable financial information, as required under the Companies Act, 2013.

#### **Auditor’s Responsibility**

Our responsibility is to express an opinion on the internal financial controls with reference to consolidated financial statements of the Parent, its associate company, which are companies incorporated in India, based on our audit. We conducted our audit in accordance with the Guidance Note on Audit of Internal Financial Controls Over Financial Reporting (the “Guidance Note”) issued by the Institute of Chartered Accountants of India and the Standards on Auditing, prescribed under Section 143(10) of the Companies Act, 2013, to the extent applicable to an audit of internal financial controls with reference to consolidated financial statements. Those Standards and the Guidance Note require that we comply with ethical requirements and plan and perform the audit to obtain reasonable assurance about whether adequate internal financial controls with reference to consolidated financial statements was established and maintained and if such controls operated effectively in all material respects.

Our audit involves performing procedures to obtain audit evidence about the adequacy of the internal financial controls with reference to consolidated financial statements and their operating effectiveness. Our audit of internal financial controls with reference to consolidated financial statements included obtaining an understanding of internal financial controls with reference to consolidated financial statements, assessing the risk that a material weakness exists, and testing and evaluating the design and operating effectiveness of internal control based on the assessed risk. The procedures selected depend on the auditor’s judgement, including the assessment of the risks of material misstatement of the financial statements, whether due to fraud or error.

We believe that the audit evidence we have obtained, and the audit evidence obtained by other auditors of the associate company, which is a company incorporated in India, in terms of their report referred to in the Other Matters paragraph below, is sufficient and appropriate to provide a basis for our audit opinion on the internal financial controls with reference to consolidated financial statements of the Parent and its associate company, which are companies incorporated in India.

#### **Meaning of Internal Financial Controls with reference to consolidated financial statements**

A company’s internal financial control with reference to consolidated financial statements is a process designed to provide reasonable assurance regarding the reliability of financial reporting and the preparation of financial statements for external purposes in accordance with generally accepted accounting principles. A company’s internal financial control with reference

to consolidated financial statements includes those policies and procedures that (1) pertain to the maintenance of records that, in reasonable detail, accurately and fairly reflect the transactions and dispositions of the assets of the company; (2) provide reasonable assurance that transactions are recorded as necessary to permit preparation of financial statements in accordance with generally accepted accounting principles, and that receipts and expenditures of the company are being made only in accordance with authorisations of management and directors of the company; and (3) provide reasonable assurance regarding prevention or timely detection of unauthorised acquisition, use, or disposition of the company's assets that could have a material effect on the financial statements.

#### **Inherent Limitations of Internal Financial Controls with reference to consolidated financial statements**

Because of the inherent limitations of internal financial controls with reference to consolidated financial statements, including the possibility of collusion or improper management override of controls, material misstatements due to error or fraud may occur and not be detected. Also, projections of any evaluation of the internal financial controls with reference to consolidated financial statements to future periods are subject to the risk that the internal financial control with reference to consolidated financial statements may become inadequate because of changes in conditions, or that the degree of compliance with the policies or procedures may deteriorate.

#### **Opinion**

In our opinion to the best of our information and according to the explanations given to us and based on the consideration of the report of other auditors referred to in the Other Matters paragraph below, the Parent and its associate company, which are companies incorporated in India, have, in all material respects, an adequate internal financial controls with reference to consolidated financial statements and such internal financial controls with reference to consolidated financial statements were operating effectively as at 31 March 2024, based on the criteria for internal financial control with reference to consolidated financial statements established by the respective companies considering the essential components of internal control stated in the Guidance Note on Audit of Internal Financial Controls Over Financial Reporting issued by the Institute of Chartered Accountants of India.

#### **Other Matters**

Our aforesaid report under Section 143(3)(i) of the Act on the adequacy and operating effectiveness of the internal financial controls with reference to consolidated financial statements insofar as it relates to the associate company, which is a company incorporated in India, is based solely on the corresponding report of the auditors of such company incorporated in India.

Our opinion is not modified in respect of the above matters.

For **Deloitte Haskins & Sells**  
*Chartered Accountants*  
(Firm Registration No. 302009E)

**Varsha A. Fadte**  
*Partner*  
(Membership No. 103999)  
UDIN: 24103999BKENFD5404

Kolkata, 28 May 2024

## Consolidated Balance Sheet

	Notes	As at 31 March 2024 Rs. in crores	As at 31 March 2023 Rs. in crores
<b>ASSETS</b>			
<b>1. Non-current assets</b>			
(a) Property, plant and equipment	3A	487.59	501.97
(b) Capital work-in-progress	3A	13.30	12.34
(c) Right of use assets	3C	99.42	151.08
(d) Investment property	4	0.11	0.11
(e) Goodwill	3D	20.17	20.01
(f) Other intangible assets	3B	22.19	21.64
(g) Intangible assets under development	3B	2.67	8.54
(h) Financial assets			
(i) Investments	5	70.86	96.84
(ii) Loans	6	0.50	0.55
(iii) Others	7	22.73	19.71
(i) Income tax assets (net)	8A	5.86	15.43
(j) Other non-current assets	9	13.56	14.32
<b>2. Current assets</b>			
(a) Inventories	10	539.19	573.09
(b) Financial assets			
(i) Investments	5	192.11	89.15
(ii) Trade receivables	11	463.05	413.37
(iii) Cash and cash equivalents	12	103.89	76.02
(iv) Other bank balances	13	6.69	21.03
(v) Loans	6	0.50	0.56
(vi) Others	7	17.27	11.45
(c) Income tax assets (net)	8A	3.45	-
(d) Other current assets	9	94.68	59.58
<b>Total assets</b>		<b>2,179.79</b>	<b>2,106.79</b>
<b>EQUITY AND LIABILITIES</b>			
<b>Equity</b>			
(a) Equity share capital	14	41.28	41.28
(b) Other equity		676.33	626.19
<b>Liabilities</b>			
<b>1. Non-current liabilities</b>			
(a) Financial liabilities			
(i) Borrowings	15	21.50	63.65
(ii) Lease Liabilities	33	65.05	120.31
(iii) Other financial liabilities	16	0.44	0.40
(b) Provisions	18	59.52	51.57
(c) Deferred tax liabilities (net)	19	19.63	15.57
(d) Other non-current liabilities	17	47.23	48.86
<b>2. Current liabilities</b>			
(a) Financial liabilities			
(i) Borrowings	20	47.92	140.44
(ii) Lease Liabilities	33	29.67	28.56
(iii) Trade payables	42		
(A) total outstanding dues of micro enterprises and small enterprises	38	32.80	45.76
(B) total outstanding dues of creditors other than micro enterprises and small enterprises		950.44	784.57
(iv) Other financial liabilities	16	17.81	15.45
(b) Other current liabilities	17	153.51	114.01
(c) Provisions	18	13.60	9.82
(d) Income tax liabilities (Net)	8B	3.06	0.35
<b>Total equity and liabilities</b>		<b>2,179.79</b>	<b>2,106.79</b>

The accompanying notes 1 to 51 are an integral part of the financial statements

In terms of our report attached  
For **Deloitte Haskins & Sells**  
Chartered Accountants

**Varsha A Fadte**  
Partner  
Kolkata  
28 May 2024

For and on behalf of the Board of Directors of **IFB Industries Limited**

*Chairman*  
*Managing Director and CEO, Home Appliances Division*  
*Managing Director, Engineering Division*  
*Chief Financial Officer*  
*Company Secretary*

Kolkata  
28 May 2024

**Bikramjit Nag**  
**Rajshankar Ray**  
**P H Narayanan**  
**Soumitra Goswami**  
**Ritesh Agarwal**

## Consolidated Statement of Profit and Loss

	Notes	For the year ended 31 March 2024 Rs. in crores	For the year ended 31 March 2023 Rs. in crores	
I	Revenue from operations	21	4,437.84	4,194.99
II	Other income	22	32.37	22.75
III	<b>Total income (I + II)</b>		<b>4,470.21</b>	<b>4,217.74</b>
IV	<b>Expenses</b>			
	(a) Cost of materials consumed	23	2,133.80	2,199.50
	(b) Purchases of stock-in-trade		478.60	393.85
	(c) Changes in inventories of finished goods, stock-in-trade and work-in-progress	24	23.41	(35.15)
	(d) Employee benefits expense	26	439.40	405.07
	(e) Finance costs (i) On borrowings		10.33	13.85
	(ii) Other finance costs	26	17.57	15.59
	(f) Depreciation and amortisation expense	27	124.39	121.50
	(g) Other expenses	28	1,145.56	1,068.94
	<b>Total expenses (IV)</b>		<b>4,373.06</b>	<b>4,183.15</b>
V	<b>Profit before share of loss of an associate and tax (III - IV)</b>		<b>97.15</b>	<b>34.59</b>
VI	Share of loss of an associate		(24.16)	(2.41)
VII	<b>Profit before tax (V+ VI)</b>		<b>72.99</b>	<b>32.18</b>
VIII	<b>Tax expense</b>			
	(a) Current tax	30A	18.57	0.34
	(b) Deferred tax	30A	4.06	16.90
			<b>22.63</b>	<b>17.24</b>
IX	<b>Profit for the year (VII - VIII)</b>		<b>50.36</b>	<b>14.94</b>
X	<b>Other comprehensive income</b>			
	A (i) Items that will not be reclassified to profit or loss			
	- Remeasurements of the defined benefit plan	31	0.89	2.85
	- Share of OCI in Associates and Joint Ventures		(0.23)	-
	(ii) Income tax relating to items that will not be reclassified to profit or loss	30B	(0.22)	(0.72)
	B (i) Items that will be reclassified to profit and loss			
	- Exchange differences in translating the financial statements of foreign operations		(0.66)	2.14
	<b>Total other comprehensive income</b>		<b>(0.22)</b>	<b>4.27</b>
XI	<b>Total comprehensive income for the year (IX + X)</b>		<b>50.14</b>	<b>19.21</b>
	<b>Profit for the year</b>			
	Attributable to:			
	Owners of the parent		50.36	14.94
	Non-controlling interests		-	-
	<b>Total comprehensive income for the year</b>			
	Attributable to:			
	Owners of the parent		50.14	19.21
	Non-controlling interests		-	-
XII	<b>Earnings per equity share (Face value Rs. 10 each)</b>			
	(a) Basic (in Rs.)	30	12.43	3.69
	(b) Diluted (in Rs.)	30	12.43	3.69

The accompanying notes 1 to 51 are an integral part of the financial statements

In terms of our report attached  
For **Deloitte Haskins & Sells**  
Chartered Accountants

**Varsha A Fadte**  
Partner  
Kolkata  
28 May 2024

For and on behalf of the Board of Directors of **IFB Industries Limited**

Chairman  
Managing Director and CEO, Home Appliances Division  
Managing Director, Engineering Division  
Chief Financial Officer  
Company Secretary  
Kolkata  
28 May 2024

**Bikramjit Nag**  
**Rajshankar Ray**  
**P H Narayanan**  
**Soumitra Goswami**  
**Ritesh Agarwal**

## Consolidated Statement of Changes in Equity

### A. Equity share capital

	As at the beginning of the reporting year	Changes in equity share capital during the year	As at the end of the reporting year
	Rs. in crores	Rs. in crores	Rs. in crores
For the year ended 31 March 2023	41.28	-	41.28
For the year ended 31 March 2024	41.28	-	41.28

### B. Other equity

	Reserves and Surplus					Other comprehensive income	Attributable to owners of the parent	Non-controlling interest	Total
	Capital Reserve	Securities Premium	Capital Redemption Reserve	Debt Restructuring Reserve	Retained earnings				
	Rs. in crores	Rs. in crores	Rs. in crores	Rs. in crores	Rs. in crores	Foreign currency translation reserve	Rs. in crores	Rs. in crores	Rs. in crores
Balance as at 01 April 2022	5.22	174.33	16.05	89.81	317.07	4.50	606.98	-	606.98
Profit for the year	-	-	-	-	14.94	-	14.94	-	14.94
Other comprehensive income (net of tax)	-	-	-	-	2.13	2.14	4.27	-	4.27
Total comprehensive income for the year	-	-	-	-	17.07	2.14	19.21	-	19.21
Balance as at 31 March 2023	5.22	174.33	16.05	89.81	334.14	6.64	626.19	-	626.19
Profit for the year	-	-	-	-	50.36	-	50.36	-	50.36
Other comprehensive income (net of tax)	-	-	-	-	0.44	(0.66)	(0.22)	-	(0.22)
<b>Total comprehensive income for the year</b>	-	-	-	-	50.80	(0.66)	50.14	-	50.14
Balance as at 31 March 2024	5.22	174.33	16.05	89.81	384.94	5.98	676.33	-	676.33

**Capital reserve** : This reserve represents the difference between the value of net assets acquired by the Group in the course of business combinations and the consideration paid for such combinations.

**Securities premium** : This reserve represents premium on issue of shares and expenses on employee stock purchase scheme and can be utilised in accordance with the provisions of the Companies Act, 2013.

**Capital redemption reserve** : This reserve has been created under the Companies Act, 1956 on redemption of redeemable preference shares and can be utilised in accordance with the provisions of the Companies Act, 2013.

**Debt restructuring reserve** : This reserve represents the principal loan amount that were waived off in earlier years.

**Retained earnings** : This reserve represents the cumulative profits of the Group and effects of remeasurement of defined benefit plans. This can be utilised in accordance with the provisions of the Companies Act, 2013.

The accompanying notes 1 to 51 are an integral part of the financial statements

In terms of our report attached  
For **Deloitte Haskins & Sells**  
Chartered Accountants

**Varsha A Fadte**  
Partner

Kolkata  
28 May 2024

For and on behalf of the Board of Directors of **IFB Industries Limited**

*Chairman*  
*Managing Director and CEO, Home Appliances Division*  
*Managing Director, Engineering Division*  
*Chief Financial Officer*  
*Company Secretary*

Kolkata  
28 May 2024

**Bikramjit Nag**  
**Rajshankar Ray**  
**P H Narayanan**  
**Soumitra Goswami**  
**Ritesh Agarwal**

## Consolidated Cash Flow Statement

	For the year ended 31 March 2024 Audited Rs. in crores	For the year ended 31 March 2023 Audited Rs. in crores
<b>A. Cash flows from operating activities</b>		
<b>Profit before tax</b>	72.99	32.18
Adjustments for:		
Depreciation and amortisation expense	124.39	121.50
Gain on disposal of property, plant and equipment	(0.14)	(0.04)
Write-off of property, plant and equipment	0.62	1.22
Write-off of debts/ advances	0.18	0.68
Write-down of inventory (net)	0.12	0.96
Allowances for doubtful debts and advances	0.58	0.28
Dividend from investments in mutual fund	-	(0.01)
Net gain on disposal of mutual funds measured at fair value through profit and loss (FVTPL)	(0.31)	(0.49)
Write back of liabilities no longer required	(5.88)	(1.18)
Write back of provision on assets no longer required	(0.22)	(0.30)
Unrealised exchange loss/(gain)	(11.23)	4.55
Interest income on financial assets	(2.54)	(3.16)
Net gain arising on mutual funds measured at FVTPL	(10.66)	(8.88)
Loss arising on equity investments measured at fair value through statement of profit and loss (FVTPL)	1.59	-
Net gain arising on derivative instruments measured at FVTPL	4.68	(3.21)
Share of loss in an associate	24.16	2.41
Income in respect to deferred revenue from government grant	(1.79)	(1.53)
Finance cost on financial liabilities measured at amortised cost	10.33	13.85
Other finance costs	16.96	15.11
<b>Operating profit before working capital changes</b>	223.83	173.94
Adjustments for:		
Trade payables	156.59	18.27
Provisions	5.84	(0.11)
Other financial liabilities	1.15	1.31
Other liabilities	39.68	28.14
Trade receivables	(48.84)	(102.26)
Other financial assets	(14.06)	(4.59)
Other assets	(37.17)	(9.42)
Loans	0.11	0.10
Inventories	33.61	3.15
<b>Cash generated from operations</b>	360.74	108.53
Income tax paid (net of refunds)	(10.14)	(3.00)
<b>Net cash generated from operating activities</b>	350.60	105.53
<b>B. Cash flows from investing activities</b>		
Purchase of property, plant and equipment and intangible assets	(65.11)	(66.61)
Proceeds from sale of property, plant and equipment	0.18	0.76
Investment in equity shares of an associate	-	(97.00)
Government grant received	-	6.31
Purchase of current investments (mutual funds)	(226.59)	(119.96)
Sale of current investments (mutual funds)	137.86	267.41
Fixed/restricted deposit with bank realised (net)	14.34	1.49
Interest income on financial assets	1.78	1.56
<b>Net cash used in investing activities</b>	(137.54)	(6.04)

## Consolidated Cash Flow Statement

	<b>For the year ended 31 March 2024 Audited Rs. in crores</b>	<b>For the year ended 31 March 2023 Audited Rs. in crores</b>
<b>C. Cash flows from financing activities</b>		
Movements in short term borrowings (net)	(80.90)	18.74
Proceeds from long term borrowings	1.76	9.21
Repayments of long term borrowings	(50.83)	(67.69)
Lease rent paid - principal portion	(31.91)	(28.25)
Lease rent paid - interest portion	(11.98)	(11.81)
Interest on financial liabilities measured at amortised cost	(11.72)	(14.34)
<b>Net cash used in financing activities</b>	<b>(185.58)</b>	<b>(94.14)</b>
<b>Net change in cash and cash equivalents (A+B+C)</b>	<b>27.48</b>	<b>5.35</b>
<b>Cash and cash equivalents at the beginning of the year</b>	<b>76.02</b>	<b>70.35</b>
Foreign currency translation adjustment on cash and cash equivalent	0.39	0.32
<b>Cash and cash equivalents at the end of the year (Refer note 12)</b>	<b>103.89</b>	<b>76.02</b>

Note :

The above cash flow statement has been prepared under the "Indirect Method" as set out in Ind AS 7 - Statement of Cash Flows.

The accompanying notes 1 to 51 are an integral part of the financial statements

In terms of our report attached

For **Deloitte Haskins & Sells**  
Chartered Accountants

**Varsha A Fadte**  
Partner

Kolkata  
28 May 2024

For and on behalf of the Board of Directors of **IFB Industries Limited**

*Chairman*  
*Managing Director and CEO, Home Appliances Division*  
*Managing Director, Engineering Division*  
*Chief Financial Officer*  
*Company Secretary*

Kolkata  
28 May 2024

**Bikramjit Nag**  
**Rajshankar Ray**  
**P H Narayanan**  
**Soumitra Goswami**  
**Ritesh Agarwal**

## Notes to the consolidated financial statements for the year ended 31 March 2024

### 1A. GROUP INFORMATION :

IFB Industries Limited (“the Holding Company”) with CIN: L51109WB1974PLC029637 and its subsidiaries (together, “the Group”) are engaged in the business of manufacturing of fine blanked components and stamping, manufacturing and trading of home appliances and the manufacture of cold rolled steel strips and motors.

### 1B. MATERIAL ACCOUNTING POLICIES :

#### a. Statement of compliance

The consolidated financial statements have been prepared in all material respects in accordance with Indian Accounting Standards (Ind ASs) notified under the Companies Act, 2013 (‘Act’), read together with the Companies (Indian Accounting Standards) Rules, 2015 and other relevant provisions of the Act as amended from time to time.

The Group has consistently applied accounting policies to all periods.

#### b. Basis of preparation

The consolidated financial statements are prepared in accordance with the historical cost convention, except for certain items that are measured at fair values at the end of each reporting period, as explained in the accounting policies. Historical cost is generally based on the fair value of the consideration given in exchange for goods and services.

The financial statements are prepared in Indian rupees and all amounts are rounded off to the nearest crores unless otherwise stated.

Fair value is the price that would be received to sell an asset or paid to transfer a liability in an orderly transaction between market participants at the measurement date, regardless of whether that price is directly observable or estimated using another valuation technique. In estimating the fair value of an asset or a liability, the Group takes into account the characteristics of the asset or liability if market participants would take those characteristics into account when pricing the asset or liability at the measurement date. Fair value for measurement and/or disclosure purposes in these consolidated financial statements is determined on such basis, except measurements that have some similarities to fair value but are not fair value, such as net realisable value in Ind AS 2 - Inventories or value in use in Ind AS 36 - Impairment of Assets.

In addition, for financial reporting purposes, fair value measurements are categorised into Level 1, 2 or 3 based on the degree to which the inputs to the fair value measurements are observable and the significance of the inputs to the fair value measurement in its entirety, which are described as follows:

- Level 1 inputs are quoted prices (unadjusted) in active markets for identical assets or liabilities that the Group can access at the measurement date;
- Level 2 inputs are inputs, other than quoted prices included within Level 1, that are observable for the asset or liability, either directly or indirectly; and
- Level 3 inputs are unobservable inputs for the asset or liability.

The preparation of consolidated financial statements in conformity with Ind AS requires management to make judgements, estimates and assumptions (such estimates and judgements are reviewed every year) that affect the application of the accounting policies and the reported amounts of assets and liabilities, the disclosure of contingent assets and liabilities at the date of the consolidated financial statements, and the reported amounts of revenues and expenses during the year. Actual results could differ from those estimates. The estimates and underlying assumptions are reviewed on an ongoing basis. Revisions to accounting estimates are recognised in the period in which the estimate is revised if the revision affects only that period; they are recognised in the period of the revision and future periods if the revision affects both current and future periods.

All assets and liabilities have been classified as current or non-current as per Group’s normal operating cycle



## Notes to the consolidated financial statements for the year ended 31 March 2024

and other criteria set out in Schedule III to the Companies Act 2013 and Ind AS 1- Presentation of Financial Statements based on the nature of products and the time between the acquisition of assets for processing and their realisation in cash and cash equivalents.

### c. **Basis of consolidation**

The consolidated financial statements incorporate the financial statements of the Holding Company and its subsidiaries together with the share of the total comprehensive income of an associate. Subsidiaries are entities controlled by the Group. Associates are entities over which the Group exercise significant influence but does not control.

Control is achieved when the Holding Company:

- has the power over the investee;
- is exposed, or has rights, to variable return from its involvement with the investee; and
- has the ability to use its power to affect its return.

Generally, there is a presumption that a majority of voting rights result in control. To support this presumption and when the Group has less than a majority of the voting or similar rights of an investee, the Group considers all relevant facts and circumstances in assessing whether it has power over an investee, including:

- The contractual arrangement with the other vote holders of the investee
- Rights arising from other contractual arrangements
- The Group's voting rights and potential voting rights
- The size of the Group's holding of voting rights relative to the size and dispersion of the holdings of the other voting rights holders.

The Group re-assesses whether or not it controls an investee if facts and circumstances indicate that there are changes to one or more of the three elements of control. Consolidation of a subsidiary begins when the Group obtains control over the subsidiary and ceases when the Group loses control of the subsidiary. Assets, liabilities, income and expenses of a subsidiary acquired or disposed off during the year are included in the consolidated financial statements from the date the Group gains control until the date the Group ceases to control the subsidiary.

Consolidated financial statements are prepared using uniform accounting policies for like transactions and other events in similar circumstances. If a member of the Group uses accounting policies other than those adopted in the consolidated financial statements for like transactions and events in similar circumstances, appropriate adjustments are made to that Group member's financial statements in preparing the consolidated financial statements to ensure conformity with the Group's accounting policies.

The financial statements of all entities used for the purpose of consolidation are drawn up to same reporting date as that of the holding company. When the end of the reporting period of the parent is different from that of a subsidiary, the subsidiary prepares, for consolidation purposes, additional financial information as of the same date as the financial statements of the parent to enable the parent to consolidate the financial information of the subsidiary, unless it is impracticable to do so.

#### Consolidation procedure:

- (a) Combine like items of assets, liabilities, equity, income, expenses and cash flows of the parent with those of its subsidiaries.
- (b) Offset (eliminate) the carrying amount of the parent's investment in each subsidiary and the parent's portion of equity of each subsidiary. Business combinations policy explains how to account for any related goodwill.

## Notes to the consolidated financial statements for the year ended 31 March 2024

(c) Eliminate in full intraGroup assets and liabilities, equity, income, expenses and cash flows relating to transactions between entities of the Group (profits or losses resulting from intraGroup transactions that are recognised in assets, such as inventory and property, plant and equipment, are eliminated in full). IntraGroup losses may indicate an impairment that requires recognition in the consolidated financial statements. Ind AS 12 Income Taxes applies to temporary differences that arise from the elimination of profits and losses resulting from intraGroup transactions.

Profit or loss and each component of other comprehensive income (OCI) are attributed to the equity holders of the parent of the Group and to the non-controlling interests, even if this results in the non-controlling interests having a deficit balance. All intra-Group assets and liabilities, equity, income, expenses and cash flows relating to transactions between members of the Group are eliminated in full on consolidation.

A change in the ownership interest of a subsidiary, without a loss of control, is accounted for as an equity transaction. If the Group loses control over a subsidiary, it:

- Derecognises the assets (including goodwill) and liabilities of the subsidiary
- Derecognises the carrying amount of any non-controlling interests
- Derecognises the cumulative translation differences recorded in equity
- Recognises the fair value of the consideration received
- Recognises the fair value of any investment retained
- Recognises any surplus or deficit in profit or loss

Reclassifies the parent's share of components previously recognised in OCI to profit or loss or retained earnings, as appropriate, as would be required if the Group had directly disposed of the related assets or liabilities.

### **d. Going Concern**

The directors have, at the time of approving the financial statements, a reasonable expectation that the Group has adequate resources to continue in operational existence for the foreseeable future. Thus, they continue to adopt the going concern basis of accounting in preparing the financial statements.

### **e. Revenue recognition**

Revenue from contract with customers is recognised when the Group satisfies performance obligation by transferring promised goods and services to the customer. Performance obligations are satisfied at a point of time or over a period of time. Performance obligations satisfied over a period of time are recognised as per the terms of relevant contractual agreements/ arrangements. Performance obligations are said to be satisfied at a point of time when the customer obtains control of the asset.

Revenue towards satisfaction of a performance obligation is measured at the amount of transaction price (net of variable consideration) allocated to that performance obligation., Transaction price of goods sold is net of variable consideration on account of discounts, incentives and schemes offered by the company.

Revenue from services rendered over a period of time, such as annual maintenance contracts, are recognised on straight line basis over the period or as per the terms of the contract.

Dividend income from investments is recognised when the shareholder's right to receive dividend has been established provided that it is probable that the economic benefits will flow to the Group and the amount of income can be measured reliably.

Interest income from financial assets is recognized when it is probable that the economic benefit will flow to the Group and the amount can be measured reliably. Interest income is accrued on time basis, by reference to the principal outstanding and at the effective interest rate applicable, which is the rate that exactly discounts estimated future cash receipts through the expected life of the financial asset to that asset's net carrying amount on initial recognition.

Notes to the consolidated financial statements for the year ended 31 March 2024

Rental income from operating leases is accounted for on a straight-line basis over the lease term.

**f. Property, plant and equipment**

Property, plant and equipment are stated at cost of acquisition or construction less accumulated depreciation and impairment, if any.

Cost is inclusive of inward freight, duties and taxes and incidental expenses related to acquisition. In respect of major projects involving construction, related pre-operational expenses form part of the value of assets capitalised. Expenses capitalised also include applicable borrowing costs for qualifying assets, if any. All upgradation / enhancements are charged off as revenue expenditure unless they bring significant additional benefits.

Properties in course of construction for production, supply or administrative purposes, or for purposes not yet determined, are carried at cost, less any recognised impairment loss. Cost includes professional fees and, for qualifying assets, borrowing costs capitalised in accordance with Group's policy. Depreciation on these assets commences when they are ready for their intended use.

Depreciation on property, plant and equipment has been provided on the straight-line method less residual values as per the useful life stated below.

Freehold land is not depreciated.

The estimated useful lives, residual values and depreciation method are reviewed at the end of each reporting period, with the effect of any changes in estimate accounted for on a prospective basis.

The estimated useful lives of property, plant and equipment of the Group are as follows:

Buildings	30 years
Buildings (Roads and Fences)	5 years
Building (improvements)	6 years
Plant and equipment	10 – 20 years
Plant and equipment (tools and moulds)	5years / number of outputs
Furniture and fixtures	10 years
Office equipment	3, 5, 10 years
Vehicles	5, 8 years
Computers	3 - 6 years

An item of property, plant and equipment is derecognised upon disposal or when no future economic benefits are expected to arise from the continued use of the asset. Any gain or loss arising on the disposal or retirement of an item of property, plant and equipment is determined as the difference between the sales proceeds and the carrying amount of the asset and is recognised in the statement of profit and loss.

**g. Goodwill on consolidation**

Goodwill on consolidation is stated at cost (substituted for restated cost where applicable) less impairment loss, where applicable. On disposal of a subsidiary, attributable amount of goodwill is included in the determination of the profit and loss recognised in the statement of profit and loss. Impairment loss, if any to the extent the carrying amount exceeds the recoverable amount is charged off to the statement of profit and loss as it arises and is not reversed.

For impairment testing, goodwill is allocated to cash generating unit (CGU) or Group of CGUs to which it relates, which is not larger than an operating segment.

## Notes to the consolidated financial statements for the year ended 31 March 2024

### **h. Investment property**

Investment property are properties held to earn rentals and/or for capital appreciation (including property under construction for such purposes). Investment properties are measured initially at cost, including transaction costs. Subsequent to initial recognition, investment properties are measured in accordance with Ind AS 16 – Property, Plant and Equipment requirements for cost model, other than those that meet the criteria to be classified as held for sale (or are included in a disposal Group that is classified as held for sale) in accordance with Ind AS 105 – Non-current Assets Held for Sale and Discontinued Operations.

An investment property is derecognised upon disposal or when the investment property is permanently withdrawn from use and no future economic benefits are expected from the disposal. Any gain or loss arising on de-recognition of the property (calculated as the difference between the net disposal proceeds and the carrying amount of the asset) is included in statement of profit and loss in the period in which the property is de-recognised.

For transition to Ind AS, the Group has elected to continue with the carrying value of its investment property recognised as of 01 April 2016 (transition date) measured as per the previous GAAP and use that carrying value as its deemed cost as of the transition date.

### **i. Intangible assets**

Intangible assets that the Group acquires separately and from which it expects future economic benefits are capitalised upon acquisition and measured initially at cost comprising the purchase price (including import duties and non-refundable taxes) and directly attributable costs to prepare the asset for its intended use.

Internally generated assets for which the cost is clearly identifiable are capitalised at cost. All directly attributable expenditure incurred to prepare the asset for its intended use are recognised as the cost of such assets.

Research expenditure is recognised as an expense when it is incurred. Development costs are capitalised only after the technical and commercial feasibility of the asset for sale or use has been established. All directly attributable expenditure incurred to prepare the asset for its intended use are recognised as the cost of such assets.

The useful life of an intangible asset is considered finite where the rights to such assets are limited to a specified period of time by contract or law (e.g., patents, licences, trademarks, franchise and servicing rights) or the likelihood of technical, technological obsolescence (e.g., computer software, design, prototypes) or commercial obsolescence (e.g., lesser known brands are those to which adequate marketing support may not be provided).

Intangible assets that have finite lives are amortized over their estimated useful lives by the straight-line method unless it is practical to reliably determine the pattern of benefits arising from the asset. An intangible asset with an indefinite useful life is not amortized.

The estimated useful lives of intangible assets of the Group are as follows:

Computer software	3 years
Technical knowhow	3 / 5 / 7 / 10 years
Brand	5 years
Non-Compete Agreement	10 years

Amortisation expenses, impairment losses and reversal of impairment losses are taken to the statement of profit and loss. Thus, after initial recognition, an intangible asset is carried at its cost less accumulated amortisation and / or impairment losses.

The useful lives of intangible assets are reviewed annually to determine if a reset of such useful life is required for assets with finite lives and to confirm that business circumstances continue to support an indefinite useful life

## Notes to the consolidated financial statements for the year ended 31 March 2024

assessment for assets so classified. Based on such review, the useful life may change or the useful life assessment may change from indefinite to finite. The impact of such changes is accounted for as a change in accounting estimate.

An intangible asset is derecognised on disposal or when no future economic benefits are expected from use or disposal. Gains or losses from derecognition are measured as the difference between the net disposal proceeds and the carrying amount of the assets, and are recognised in the statement of profit and loss when the asset is derecognised.

### **j. Impairment of tangible and intangible assets**

At the end of each reporting period, the Group reviews the carrying amounts of its tangible and intangible assets to determine whether there is any indication that those assets have suffered an impairment loss. If any such indication exists, the recoverable amount of the asset is estimated in order to determine the extent of the impairment loss (if any). When it is not possible to estimate the recoverable amount of an individual asset, the Group estimates the recoverable amount of the CGU to which the asset belongs.

Intangible assets with indefinite useful lives and intangible assets not yet available for use are tested for impairment at least annually, and whenever there is an indication that the asset may be impaired.

Recoverable amount is the higher of fair value less costs of disposal and value in use. In assessing value in use, the estimated future cash flows are discounted to their present value using a pre-tax discount rate that reflects current market assessments of the time value of money and the risks specific to the asset for which the estimates of future cash flows have not been adjusted.

If the recoverable amount of an asset (or CGU) is estimated to be less than its carrying amount, the carrying amount of the asset (or CGU) is reduced to its recoverable amount. An impairment loss is recognised immediately in the statement of profit and loss.

When an impairment loss subsequently reverses, the carrying amount of the asset (or a CGU) is increased to the revised estimate of its recoverable amount, but so that the increased carrying amount does not exceed the carrying amount that would have been determined had no impairment loss been recognised for the asset (or CGU) in prior years. A reversal of an impairment loss is recognised immediately in statement of profit and loss.

### **k. Borrowing costs**

Borrowing costs directly attributable to the acquisition, construction or production of qualifying assets, which are assets that necessarily take a substantial period of time to get ready for their intended use or sale, are added to the cost of those assets, until such time as the assets are substantially ready for their intended use or sale.

Investment income earned on the temporary investment of specific borrowings pending their expenditure on qualifying assets is deducted from the borrowing costs eligible for capitalisation.

All other borrowing costs are recognised in the statement of profit and loss in the period in which they are incurred.

### **l. Foreign currency transactions**

The presentation currency of the Group is Indian Rupee.

Foreign currency transactions are recorded at the exchange rate prevailing on the date of the respective transactions. Gains / losses arising on foreign currency transactions settled during the year are recognised in the statement of profit and loss.

At each reporting date, monetary assets and liabilities that are denominated in foreign currencies are retranslated at the rates prevailing at that date. Exchange differences arising on translation of monetary items are recognised in the statement of profit and loss. Non-monetary items denominated in foreign currency are carried at cost.

## Notes to the consolidated financial statements for the year ended 31 March 2024

Exchange differences arising on monetary items that, in substance, form part of the Group's net investment in a foreign operation (having a functional currency other than Indian Rupee) are accumulated in foreign currency translation reserve.

For the preparation of the consolidated financial statements: -

- assets and liabilities of foreign operations, together with goodwill and fair value adjustments assumed on acquisition thereon, are translated to Indian Rupees at exchange rate prevailing at the reporting period end.

- income and expense items are translated at the average exchange rate prevailing during the period; when exchange rates fluctuate significantly the rates prevailing on the transaction date are used instead.

Differences arising on such translation are accumulated in foreign currency translation reserve and attributed to non-controlling interests proportionately.

On the disposal of foreign operation, all of the exchange differences accumulated in equity in respect of that operating attributable to the owners of the Group is reclassified to the statement of profit and loss. In relation to partial disposal, that does not result in losing control over the subsidiary, the proportionate exchange differences accumulated in equity is reclassified to the statement of profit and loss.

### **m. Derivatives**

The Group enters into derivative financial instruments, primarily foreign exchange forward contracts and currency swaps, to manage its exposure to foreign exchange risks.

Derivatives are initially recognised at fair value and are subsequently re-measured to their fair value at the end of each reporting period. The resulting gains / losses is recognised in the statement of profit and loss.

### **n. Inventories**

Inventories are valued at the lower of cost and net realisable value except for raw material, work-in-progress which are valued at cost and scrap which is valued at market price of a foreign subsidiary

Costs of inventories are determined using weighted average method. Cost comprises expenditure incurred in the normal course of business in bringing such inventories to its present location and condition and includes, where applicable, appropriate overheads based on normal level of activity. Net realisable value represents the estimated selling price for inventories less all estimated costs of completion and costs necessary to make the sale.

Obsolete, slow moving and defective inventories are identified from time to time and, where necessary, a provision is made for such inventories.

### **o. Employee benefits**

#### **Retirement benefit costs**

Contribution payable for provident fund and superannuation fund, which are defined contribution schemes are recognised as an employee benefits expense in the statement of profit and loss.

For retirement benefit – defined benefit plan i.e., gratuity, other long-term employee benefits i.e. leave encashment and sick leave, the cost of providing benefits is determined using the projected unit credit method, with actuarial valuations being carried out at the end of each annual reporting period.

Re-measurement gains and losses is recognised immediately through other comprehensive income for gratuity and statement of profit and loss for leave encashment and sick leave in the period in which they occur.

Re-measurement recognised in other comprehensive income is reflected immediately in retained earnings and is not reclassified to profit and loss. Net interest is calculated by applying the discount rate at the beginning of the period to the net defined benefit liability or asset. Defined benefit costs are categorised as follows:

- service cost (including current service cost, past service cost, as well as gains and losses on curtailments and settlements);

## Notes to the consolidated financial statements for the year ended 31 March 2024

- net interest expense or income; and
- re-measurement

The Group presents the first two components of defined benefit costs in statement of profit and loss in the line item 'Employee benefits expense.'

The retirement benefit obligation recognised in the balance sheet represents the actual deficit or surplus in the Group's defined benefit plans. Any surplus resulting from this calculation is limited to the present value of any economic benefits available in the form of reductions in future contributions to the plans.

For an overseas subsidiary, annual leave is recognised when they accrue to the employee. An accrual is made for the estimated liability for annual leave as a result of services rendered by the employee upto the year-end date.

### **Short-term employee benefits**

A liability is recognised for benefits accruing to employees in respect of wages and salaries.

Liabilities recognised in respect of short-term employee benefits are measured at the undiscounted amount of the benefits expected to be paid in exchange for the related service.

### **p. Taxation**

Tax expenses comprises current and deferred tax.

#### **Current tax**

Current tax is measured at the amount expected to be paid to tax authorities in accordance with the Income Tax Act, 1961. The Group's current tax is calculated using tax rates and tax laws that have been enacted during the period, together with any adjustment to tax payable in respect of previous years. Current tax assets and tax liabilities are offset where the Group has a legally enforceable right to offset and intends either to settle on net basis, or to realize the asset and settle the liability simultaneously.

#### **Deferred tax**

Deferred tax is recognised on temporary differences between the carrying amounts of assets and liabilities in the consolidated financial statements and the corresponding tax bases used in the computation of taxable profit. Deferred tax liabilities are generally recognised for all taxable temporary differences. Deferred tax assets are generally recognised for all deductible temporary differences to the extent that it is probable that taxable profits will be available against which those deductible temporary differences can be utilised. Such deferred tax assets and liabilities are not recognised if the temporary difference arises from the initial recognition of assets and liabilities in a transaction that affects neither the taxable profit nor the accounting profit.

The carrying amount of deferred tax assets is reviewed at the end of each reporting period and reduced to the extent that it is no longer probable that sufficient taxable profits will be available to allow all or part of the asset to be recovered.

Deferred tax liabilities and assets are measured at the tax rates that are expected to apply in the period in which the liability is settled or the asset realised, based on tax rates and tax laws that have been enacted or substantively enacted by the end of the reporting period.

Income tax, in so far as it relates to items disclosed under other comprehensive income or equity, are disclosed separately under other comprehensive income or equity, as applicable.

Deferred tax assets and liabilities are offset when there is legally enforceable right to offset current tax assets and liabilities and when the deferred tax balances are related to the same taxation authority.

### **q. Government grants**

Government grants are recognised when there is reasonable assurance that the grant will be received, and the Group will comply with the conditions attached to the grant. Accordingly, government grants:

## Notes to the consolidated financial statements for the year ended 31 March 2024

- a) related to or used for assets are included in the balance sheet as deferred income and recognised as income over the useful life of the assets.
- b) related to incurring specific expenditures are taken to the statement of profit and loss on the same basis and in the same periods as the expenditures incurred.
- c) by way of financial assistance on the basis of certain qualifying criteria are recognised as they become receivable.

**r. Warranties**

Warranty costs are estimated by the Management on the basis of a technical evaluation and based on specific warranties, claims and claim history. Provision is made for estimated liability in respect of warranty cost in the year of sale of goods. Warranty provisions are measured at discounted amounts. The Group discounts its provision for warranty to present value at reporting dates. Consequently, the unwinding of discount is recognised in the statement of profit and loss.

Provision for warranty is expected to be utilized over a period of one to five years.

**s. Provisions and contingent liabilities**

The Group recognizes a provision when there is a present obligation as a result of an obligating event that probably requires outflow of resources and a reliable estimate can be made of the amount of the obligation. When some or all of the economic benefits required to settle a provision are expected to be recovered from a third party, a receivable is recognised as an asset if it is virtually certain that reimbursement will be received and the amount of the receivable can be measured reliably. When a provision is measured using the cash flows estimated to settle the present obligation, its carrying amount is the present value of those cash flows (when the effect of the time value of money is material).

A disclosure of a contingent liability is made when there is a possible obligation or a present obligation that may, but probably will not, require an outflow of resources. When there is a possible obligation or a present obligation and the likelihood of outflow of resources is remote, no provision or disclosure of contingent liability is made.

**t. Leases**

**Group as a lessee:**

At the inception of a contract, the Group assesses whether the contract is a lease or not. A contract is, or contains, a lease if the contract conveys the right to control the use of an identified asset for a time in exchange for a consideration.

The Group recognises a right-of-use asset and corresponding lease liability at the lease commencement date with respect to all lease arrangements in which it is a lessee, except for short-term leases (defined as leases with a lease term of 12 months or less) and leases of low value assets. For these leases, the Group recognises the lease payments as an operating expense on a straight-line basis over the term of the lease unless another systematic basis is more representative of the time pattern in which economic benefits from the leased assets are consumed. The right-of-use asset is initially measured at cost, which comprises the initial amount of the lease liability adjusted for any lease payments made at or before the commencement date, plus any initial direct costs incurred and an estimate of costs to dismantle and remove the underlying asset or to restore the underlying asset or the site on which it is located, less any lease incentives received.

The right-of-use asset is subsequently depreciated using the straight-line method from the commencement date to the end of the lease term and evaluated for any impairment losses.

The Group applies Ind AS 36 to determine whether a right-of-use asset is impaired and accounts for any identified impairment loss as described in the policy for 'Impairment of Tangible and Intangible assets'.



## Notes to the consolidated financial statements for the year ended 31 March 2024

Whenever the Group incurs an obligation for costs to dismantle and remove leased assets, restore the site on which it is located or restore the underlying asset to the condition required by the terms and conditions of the lease, a provision is recognised and measured under Ind AS 37. To the extent those costs relate to a right-of-use asset, the costs are included in the right-of-use asset, unless the costs are incurred to produce inventories.

The lease liability is initially measured at the present value of the lease payments that are not paid at the commencement date, discounted using the Group's incremental borrowing rate. It is re-measured when there is a change in future lease payments arising from a change in an index or rate, if there is a change in the Group's estimate of the amount expected to be payable under a residual value guarantee, or if the Group changes its assessment of whether it will exercise a purchase, extension or termination option. When the lease liability is re-measured in this way, a corresponding adjustment is made to the carrying amount of the right-of-use asset, or is recorded in statement of profit and loss if the carrying amount of the right-of-use asset has been reduced to zero.

Variable rents that do not depend on an index or rate are not included in the measurement of the lease liability and right-of-use asset. The related payments are recognised as an expense in the period in which the event or condition that triggers those payments occurs and are presented in the line 'Other Expenses' in the statement of profit and loss.

The right-of-use assets and lease liabilities are presented as a separate line item in the balance sheet.

### **Group as a lessor:**

Leases for which the Group does not transfer substantially all the risks and rewards of ownership of the assets to the lessee are classified as operating leases.

Lease receipts under operating leases are recognised as an income, on a straight-line basis in the statement of profit and loss over the lease term except where the lease payments are structured to increase in line with expected general inflation.

The Group does not have any finance lease arrangements.

### **u. Operating segments**

Operating segments are reported in a manner consistent with the internal reporting provided to the chief operating decision-maker (CODM). The CODM, who is responsible for allocating resources and assessing performance of the operating segments, has been identified as the Chief Executive Officer's.

Segments are organised based on business which have similar economic characteristics as well as exhibit similarities in nature of products and services offered, the nature of production processes, the type and class of customer and distribution methods.

Segment revenue arising from third party customers is reported on the same basis as revenue in the consolidated financial statements. Inter-segment revenue is reported on the basis of transactions which are primarily market led. Segment results represent profits before finance charges, unallocated expenses and taxes.

"Unallocated expenses" represents revenue and expenses attributable to the Group as a whole and are not attributable to segments.

### **v. Financial instruments**

A financial instrument is any contract that gives rise to a financial asset of one entity and a financial liability or equity instrument of another entity. Financial assets and financial liabilities are recognised when the Group becomes a party to the contractual provisions of the instruments. Financial assets and financial liabilities are initially measured at fair value except for trade receivables that do not have a significant financing component which are measured at transaction price.

## Notes to the consolidated financial statements for the year ended 31 March 2024

Transaction costs that are directly attributable to the acquisition or issue of financial assets and financial liabilities (other than financial assets and financial liabilities at fair value through profit and loss) are added to or deducted from the fair value of the financial assets or financial liabilities, as appropriate, on initial recognition. Transaction costs directly attributable to the acquisition of financial assets or financial liabilities at fair value through profit and loss are recognised immediately in statement of profit and loss.

Financial assets and liabilities are offset and the net amount is included in the balance sheet where there is a legally enforceable right to offset the recognised amounts and there is an intention to settle on a net basis or realise the asset and settle the liability simultaneously.

### w. **Financial assets**

All regular way purchases or sales of financial assets are recognised and derecognised on a trade date basis. Regular way purchases or sales are purchases or sales of financial assets that require delivery of assets within the time frame established by regulation or convention in the marketplace concerned.

All recognised financial assets are subsequently measured in their entirety at either amortised cost or fair value, depending on the classification of the financial assets.

#### **Classification**

Management determines the classification of an asset at initial recognition depending on the purpose for which the assets were acquired. The subsequent measurement of financial assets depends on such classification.

Financial assets are classified as those measured at:

- (a) Amortised cost, where the financial assets are held solely for collection of cash flows arising from payments of principal and / or interest.
- (b) Fair value through other comprehensive income, where the financial assets are held not only for collection of cash flows arising from payments of principal and interest but also from the sale of such assets. Such assets are subsequently measured at fair value, with unrealised gains and losses arising from changes in the fair value being recognised in other comprehensive income.
- (c) Fair value through profit and loss, where the assets are managed in accordance with an approved investment strategy that triggers purchase and sale decisions based on the fair value of such assets. Such assets are subsequently measured at fair value, with unrealised gains and losses arising from changes in the fair value being recognised in the statement of profit and loss in the period in which they arise.

Trade receivables, cash and cash equivalents, other bank balances, loans and other financial assets are classified for measurement at amortised cost. Derivative instruments are measured at fair value through profit and loss while investments may fall under any of the aforesaid classes. However, in respect of particular investments in equity instruments that would otherwise be measured at fair value through profit and loss, an irrevocable election at initial recognition may be made to present subsequent changes in fair value through other comprehensive income.

Financial assets at amortised cost are subsequently measured at amortised cost using effective interest method. The effective interest method is a method of calculating the amortised cost of an instrument and of allocating interest income over the relevant period. The effective interest rate is the rate that exactly discounts estimated future cash receipts (including all fees and points paid or received that form an integral part of the effective interest rate, transaction costs and other premiums or discounts) through the expected life of the debt instrument, or, where appropriate, a shorter period, to the net carrying amount on initial recognition.

## Notes to the consolidated financial statements for the year ended 31 March 2024

### **Recognition**

Financial assets include investments, trade receivables, derivative instruments, cash and cash equivalents, other bank balances, loans and other financial assets. Such assets are initially recognised at transaction price when the Group becomes party to contractual obligations. The transaction price includes transaction costs unless the asset is being fair valued through the statement of profit and loss.

### **Impairment**

At each reporting date a financial asset such as investment, trade receivable, loans and other financial assets held at amortised cost and financial assets that are measured at fair value through other comprehensive income are tested for impairment based on evidence or information that is available without undue cost or effort. Expected credit loss is assessed and loss allowance is recognised if the credit quality of that financial asset has deteriorated significantly since initial recognition.

Loss allowances for financial assets measured at amortised cost are deducted from the gross carrying amount of the assets. For debt securities at fair value through other comprehensive income, the loss allowance is recognised in other comprehensive income and is not reduced from the carrying amount of the financial asset in the balance sheet.

The gross carrying amount of a financial asset is written off (either partially or in full) to the extent that there is no realistic prospect of recovery. This is generally the case when the Group determines that the trade receivable does not have assets or sources of income that could generate sufficient cash flows to repay the amounts subject to the write-off. However, financial assets that are written off could still be subject to enforcement activities under the Group's recovery procedures, taking into account legal advice where appropriate. Any recoveries made are recognised in the statement of profit and loss.

### **Reclassification**

When and only when the business model is changed the Group shall reclassify all affected financial assets prospectively from the reclassification date as subsequently measured at amortised cost, fair value through other comprehensive income, fair value through profit and loss without restating the previously recognised gains, losses or interest and in terms of the reclassification principles laid down in the Ind AS relating to financial instruments.

### **De-recognition**

Financial assets are derecognised when the right to receive cash flows from the assets has expired, or has been transferred, and the Group has transferred substantially all of the risks and rewards of ownership. Consequently, if the asset is one that is measured at

- (a) Amortised cost, the gain or loss is recognised in the statement of profit and loss.
- (b) Fair value through other comprehensive income, the cumulative fair value adjustments previously taken to reserves are reclassified to the statement of profit and loss unless the asset represents an equity investment in which case the cumulative fair value adjustments previously taken to reserves is reclassified within equity.

## x. **Financial liabilities and equity instruments**

### **Classification:**

Debt and equity instruments issued by the Group are classified as either financial liabilities or as equity in accordance with the substance of the contractual arrangements and the definitions of a financial liability and an equity instrument.

## Notes to the consolidated financial statements for the year ended 31 March 2024

### **Equity instruments**

An equity instrument is any contract that evidences a residual interest in the assets of an entity after deducting all of its liabilities. Equity instruments issued by the Holding company are recognised at the proceeds received.

### **Financial liabilities**

Borrowings, trade payables and other financial liabilities are initially recognised at the value of the respective contractual obligations. They are subsequently measured at amortised cost. Any discount or premium on redemption / settlement is recognised in the statement of profit and loss as finance cost over the life of the liability using the effective interest method and adjusted to the liability figure disclosed in the balance sheet.

Financial liabilities are derecognised when the liability is extinguished, i.e., when the contractual obligation is discharged, cancelled and on expiry.

#### **y. Earnings per share**

Basic earnings per share are calculated by dividing the profit and loss for the year attributable to owners of the parent of the Group by the weighted average number of shares outstanding during the year. For the purpose of calculating diluted earnings per share, the net profit and loss for the year attributable to owners of the parent of the Group and weighted average number of shares outstanding during the year is adjusted for the effects of all dilutive potential shares.

#### **z. Business combinations**

Acquisitions of businesses are accounted for using the acquisition method. The consideration transferred in a business combination is measured at fair value, which is calculated as the sum of the acquisition-date value of the assets transferred by the Group, liabilities incurred by the Group to the former owners of the acquiree and the equity interest issued by the Group in exchange of control of the acquiree.

Acquisition related costs are generally recognised in the statement of profit and loss as incurred. The identifiable assets acquired and liabilities assumed are recognised at fair value except deferred tax assets or liabilities and liabilities related to employee benefit arrangements which are recognised and measured in accordance with Ind AS 12 and Ind AS 19 respectively.

Goodwill is measured as the excess of the sum of the consideration transferred, the amount of non-controlling interest in the acquiree and the fair value of the Group's previously held equity interest in the acquiree over the net of the acquisition date amounts of the identifiable assets acquired and the liabilities assumed. If the net of the acquisition-date amounts of the identifiable assets acquired and liabilities assumed exceeds the sum of the consideration transferred, the amount of any non-controlling interests in the acquiree and the fair value of the acquirer's previously held interest in the acquiree (if any), the excess, after reassessment, is recognised in capital reserve through other comprehensive income or directly depending on whether there exists clear evidence of the underlying reason for classifying the business combination as a bargain purchase.

Business combinations arising from acquisition of net assets from entities that are under common control are accounted for using the pooling of interest method. The difference between any consideration transferred and the aggregate historical carrying values of assets and liabilities of the acquired entity are recognised in shareholders' equity.

### **2A. USE OF ESTIMATES AND JUDGEMENTS:**

The preparation of consolidated financial statements in conformity with generally accepted accounting principles requires management to make estimates and assumptions that affect the reported amounts of assets and liabilities and disclosure of contingent liabilities at the date of the consolidated financial statements and the results of operations during the reporting period end. Although these estimates are based upon management's best knowledge of current events and actions, actual results could differ from these estimates.

## Notes to the consolidated financial statements for the year ended 31 March 2024

The estimates and underlying assumptions are reviewed on an ongoing basis. Revisions to accounting estimates are recognised in the period in which the estimate is revised if the revision affects only that period, or in the period of the revision and future periods if the revision affects both current and future periods.

In particular, information about the significant areas of estimation, uncertainty and critical judgements in applying accounting policies that have the most significant effect on the amounts recognised in the consolidated financial statements are related to:

- (i) Useful life of property, plant and equipment and intangible assets
- (ii) Provision for product warranties
- (iii) Provision for employee benefits
- (iv) Fair value of financial assets / liabilities
- (v) Provisions and contingent liabilities
- (vi) Control

### **Useful life of property, plant and equipment and intangible assets**

As described in the material accounting policies, the Group reviews the estimated useful lives of property, plant and equipment and intangible assets at the end of each reporting period. The Group is required to determine whether its intangible assets have indefinite or finite life which is a subject matter of judgement.

### **Provision for product warranties:**

Provision is estimated in respect of warranty cost in the year of sale of goods and it represents the present value of the management's best estimate of the future outflow of economic benefit that will be required under the Group's obligation for warranties. It is estimated by the management on the basis of a technical evaluation and based on specific warranties, claims and claim history.

The determination of provision for product warranties takes into account assumptions which is a subject matter of judgement.

### **Provision for employee benefits**

The determination of Group's liability towards defined benefit obligation and other long-term employee benefits to employees is made through independent actuarial valuation including determination of amounts to be recognized in the statement of profit and loss and in other comprehensive income. Such valuation depends upon assumptions determined after taking into account inflation, seniority, promotion and other relevant factors such as supply and demand factors in the employment market. Information about such valuation is provided in notes to accounts.

### **Fair value measurements and valuation processes**

Some of the Group's assets and liabilities are measured at fair value for financial reporting purposes. In estimating the fair value of an asset or a liability, the Group uses market-observable data to the extent it is available. Where Level 1 inputs are not available, the Group engages third party qualified valuers to perform the valuation, if required.

### **Provisions and contingent liabilities**

The Group has ongoing litigations with various regulatory authorities and third parties. Where an outflow of funds is believed to be probable and a reliable estimate of the outcome of the dispute can be made based on management's assessment of specific circumstances of each dispute and relevant external advice, management provides for its best estimate of the liability. Such accruals are by nature complex and can take number of years to resolve and can involve estimation uncertainty.

### **Control**

The Group assessed whether or not it has control on its investees based on whether, as an investor, it has the power/ rights and consequently the practical ability to direct the relevant activities of its investees unilaterally. In making

## Notes to the consolidated financial statements for the year ended 31 March 2024

this judgement, the Group considered the absolute size of its holding, the relative size of and dispersion of other shareholders, and whether any contractual arrangements exist between the Group and other shareholders of the investees. Based on this, and in accordance with its accounting policy, the Group has determined that the entities listed in notes to the consolidated financial statements are the only entities over which Group has control.

### **Significant influence**

The Group assessed whether or not it has significant influence on its investees based on its practical ability to participate in the financial and operating policy decisions of the investee, though it is not in control or in joint control of these policies. Based on such assessment, the Group determines the entities over which the Group has significant influence and accordingly associates.

### **Impairment of goodwill**

Determining whether goodwill is impaired requires an estimation of the value in use of the cash generating units to which goodwill has been allocated. The value in use calculation requires the Group to estimate the future cash flows expected to arise from the cash-generating unit and a suitable discount rate in order to calculate present value which is a subject matter of judgement.

Notes to the consolidated financial statements for the year ended 31 March 2024

3A Property, plant and equipment	Rs. in crores										
	Gross Block					Depreciation and amortisation			Net Book Value		
	As at 1 April 2023	Additions	Adjustments / disposals	Foreign currency translation reserve adjustment	As at 31 March 2024	As at 1 April 2023	For the year	Adjustments / disposals	Foreign currency translation reserve adjustment	As at 31 March 2024	As at 31 March 2023
(a) Land	14.05	0.93	-	-	14.98	-	-	-	-	14.98	14.05
Previous year	14.05	-	-	-	14.05	-	-	-	-	14.05	14.05
(b) Buildings	131.00	0.56	-	(0.05)	131.51	28.88	7.10	-	(0.04)	35.94	95.57
Previous year	129.57	1.41	(0.03)	0.05	131.00	21.90	6.94	-	0.04	28.88	102.12
(c) Plant and equipment	693.65	56.39	(1.18)	(1.94)	746.92	343.64	62.45	(0.90)	(1.05)	404.14	342.78
Previous year	644.60	50.30	(3.41)	2.16	693.65	282.44	61.96	(1.89)	1.13	343.64	350.01
(d) Furniture and fixtures	38.66	3.98	(0.90)	(0.01)	41.73	16.42	3.63	(0.64)	(0.01)	19.40	22.33
Previous year	35.74	3.49	(0.58)	0.01	38.66	13.33	3.45	(0.37)	0.01	16.42	22.41
(e) Vehicles	1.90	-	(0.07)	(0.01)	1.82	0.65	0.16	(0.07)	(0.01)	0.73	1.09
Previous year	1.00	0.99	(0.10)	0.01	1.90	0.62	0.13	(0.10)	-	0.65	1.25
(f) Office equipment	8.38	1.79	(0.40)	(0.02)	9.75	5.13	1.17	(0.37)	(0.01)	5.92	3.83
Previous year	7.80	0.95	(0.40)	0.03	8.38	4.41	1.02	(0.33)	0.03	5.13	3.25
(g) Computers	24.79	1.50	(0.94)	(0.02)	25.33	15.74	3.45	(0.85)	(0.02)	18.32	7.01
Previous year	20.85	4.67	(0.75)	0.02	24.79	12.72	3.65	(0.64)	0.01	15.74	9.05
Total	912.43	65.15	(3.49)	(2.05)	972.04	410.46	77.96	(2.83)	(1.14)	484.45	487.59
Previous year	853.61	61.81	(5.27)	2.28	912.43	335.42	77.15	(3.33)	1.22	410.46	501.97
Capital work-in-progress	12.34	18.18	(17.18)	(0.04)	13.30	-	-	-	-	13.30	12.34
Previous year	11.85	9.90	(9.44)	0.03	12.34	-	-	-	-	12.34	11.85

1. Amount of borrowing cost capitalised during the period Rs. 0.32 crores (31 March, 2023 - Nil)

2. All the title deeds of immovable properties are held in the name of the Company

Capital work-in-progress ageing schedule:

Projects in progress - 31 March, 2024	Rs. in crores			
	Amount in capital work-in-progress for a period of			Total
	Less than 1 year	1 - 2 years	2 - 3 years	More than 3 years
Projects in progress - 31 March, 2024	12.80	0.28	0.22	13.30
Previous year	9.90	1.77	0.59	12.34

Notes to the consolidated financial statements for the year ended 31 March 2024

3B Intangible assets	Rs. in crores											
	Gross Block					Amortisation			Net Book Value			
	As at 1 April 2023	Additions	Adjustments / disposals	Foreign currency translation reserve adjustment	As at 31 March 2024	As at 1 April 2023	For the year	Adjustments / disposals	Foreign currency translation reserve adjustment	As at 31 March 2024	As at 31 March 2023	
(a) Brand	3.82	-	-	-	3.82	3.40	0.42	-	-	3.82	-	0.42
Previous year	3.82	-	-	-	3.82	2.63	0.77	-	-	3.40	0.42	1.19
(b) Computer software	23.91	2.28	(0.03)	(0.03)	26.13	21.44	1.66	(0.03)	(0.03)	23.04	3.09	2.47
Previous year	23.03	0.85	(0.01)	0.04	23.91	19.15	2.26	(0.01)	0.04	21.44	2.47	3.88
(c) Technical knowhow	48.58	8.25	-	-	56.83	33.25	7.28	-	-	40.53	16.30	15.33
Previous year	46.54	2.04	-	-	48.58	26.56	6.69	-	-	33.25	15.33	19.98
(d) Non-competete agreement	6.17	-	-	-	6.17	2.75	0.62	-	-	3.37	2.80	3.42
Previous year	6.17	-	-	-	6.17	2.14	0.61	-	-	2.75	3.42	4.03
<b>Total</b>	<b>82.48</b>	<b>10.53</b>	<b>(0.03)</b>	<b>(0.03)</b>	<b>92.95</b>	<b>60.84</b>	<b>9.98</b>	<b>(0.03)</b>	<b>(0.03)</b>	<b>70.76</b>	<b>22.19</b>	<b>21.64</b>
Previous year	79.56	2.89	(0.01)	0.04	82.48	50.48	10.33	(0.01)	0.04	60.84	21.64	29.08
<b>Intangible assets under development</b>	<b>8.54</b>	<b>2.01</b>	<b>(7.88)</b>	<b>-</b>	<b>2.67</b>	<b>-</b>	<b>-</b>	<b>-</b>	<b>-</b>	<b>-</b>	<b>2.67</b>	<b>8.54</b>
Previous year	3.28	6.29	(1.03)	-	8.54	-	-	-	-	-	8.54	3.28

- The amortisation of intangible assets is disclosed in the face of Statement of Profit and Loss under the heading "Depreciation and amortisation expenses"
- None of the above stated intangible assets are internally generated
- The remaining useful life of significant intangible assets are as under:-
 

Description	Remaining useful life as at 31 March 2024
(a) Draining cost of BLDC air conditioner motor	The entire net block would be amortised in 9 years.
(b) Technology purchase for Industrial washing machine	The entire net block would be amortised in 4 years.
(c) Engineering design and process for Industrial Laundrette Equipments	The entire net block would be amortised in 2 years.
(d) Design cost for air conditioner	The entire net block would be amortised in 1 year.
(e) Design cost for washer dryer	The entire net block would be amortised in 1 year.
(f) Technical knowhow for air conditioner controller	The entire net block would be amortised in 3 years.
(g) Non-competete agreement	The entire net block would be amortised in 5 years.
(h) Technology for sensorless motor for washing machine	The entire net block would be amortised in 5 years.
(i) Technical knowhow for air conditioner controller	The entire net block would be amortised in 5 years.
(j) Computer software - SAP CRM Software	The entire net block would be amortised in 3 years.

Intangible assets under development ageing schedule:	Rs. in crores				
	Amount in intangible assets under development for a period of				
	Less than 1 year	1 - 2 years	2 - 3 years	More than 3 years	Total
Projects in progress - 31 March, 2024	1.93	0.22	0.18	0.34	2.67
Previous year	6.29	1.92	0.29	0.04	8.54



Notes to the consolidated financial statements for the year ended 31 March 2024

	Rs. in crores									
	Gross Block				Amortisation			Net Book Value		
	As at 01 April 2023	Additions	Adjustments/ disposals	As at 31 March 2024	As at 01 April 2023	For the year	Adjustments/ disposals	As at 31 March 2024	As at 31 March 2024	As at 31 March 2023
<b>Land</b>	78.61	5.29	(45.11)	38.79	7.44	3.28	-	10.72	28.07	71.17
<i>Previous year</i>	78.61	-	-	78.61	4.19	3.25	-	7.44	71.17	74.42
<b>Buildings</b>	134.79	22.24	(33.11)	123.92	55.86	31.77	(31.02)	56.61	67.31	78.93
<i>Previous year</i>	115.60	53.47	(34.28)	134.79	59.33	30.41	(33.88)	55.86	78.93	56.27
<b>Vehicles</b>	1.34	-	-	1.34	0.36	0.74	-	1.10	0.24	0.98
<i>Previous year</i>	-	1.34	-	1.34	-	0.36	-	0.36	0.98	-
<b>Computers</b>	-	4.46	(0.10)	4.36	-	0.66	(0.10)	0.56	3.80	-
<i>Previous year</i>	-	-	-	-	-	-	-	-	-	-
<b>Total</b>	<b>214.74</b>	<b>31.99</b>	<b>(78.32)</b>	<b>168.41</b>	<b>63.66</b>	<b>36.45</b>	<b>(31.12)</b>	<b>68.99</b>	<b>99.42</b>	<b>151.08</b>
<i>Previous year</i>	194.21	54.81	(34.28)	214.74	63.52	34.02	(33.88)	63.66	151.08	130.69

**3D Goodwill**

Particulars	As at 31 March 2024 Rs. in crores	As at 31 March 2023 Rs. in crores
Balance as at the beginning of the year	20.01	19.56
Translation differences	0.16	0.45
	<b>20.17</b>	<b>20.01</b>

**The carrying amount of goodwill has been allocated as follows:**

Home appliances division	13.55	13.55
Engineering division	6.62	6.46
	<b>20.17</b>	<b>20.01</b>

Goodwill is annually tested for impairment in line with applicable Accounting Standards. Impairment testing for goodwill has been carried out considering their recoverable amounts which, *inter-alia*, includes estimation of their value-in-use based on management projections. These projections have been made for a period of 3/5 years and consider various factors, such as market scenario, growth trends, growth and margin projections and terminal growth rates specific to the business. For such projections, the following discount rate and long-term growth rate have been considered:

Home appliances division	15.03% discount rate	3% long-term growth rate
Engineering division	18.75% discount rate	2% long-term growth rate

Discount rate has been determined considering the Weighted Average Cost of Capital (WACC) of market benchmarks. Based on the above assessment, no impairment has been recognised during the year.

Notes to the consolidated financial statements for the year ended 31 March 2024

Rs. in crores

**4. Investment property**

Particulars	Gross Block / Net Book Value			
	As at 1 April 2023	Additions	Adjustments/ disposals	As at 31 March 2024
Land	0.11	-	-	<b>0.11</b>
<b>Total</b>	0.11	-	-	<b>0.11</b>

- Investment properties consist of lands in India and includes an amount of Rs. 0.07 crores (31 March 2023: Rs. 0.07 crores) being assets given on an lease.
- As at 31 March 2024 and 31 March 2023 the fair values of the properties are Rs. 12.25 crores and Rs. 10.26 crores respectively. These fair values are based on valuations performed by NagChowdhury Associates, an accredited independent registered valuer. NagChowdhury Associates is a specialist in valuing these types of investment properties. A valuation model (market approach) has been adopted and the valuation is in accordance with that recommended by the International Valuation Standards. The fair value measurement can be categorised into level 3 category. There has been no change in the valuation technique as compared to 31 March, 2023.
- There are no restrictions on the realisability of its investment properties and no contractual obligations to either purchase, construct or develop investment properties or for repairs, maintenance and enhancements. All the title deeds of the investment properties are held in the name of the Holding Company.
- Information regarding income and expenditure of investment property:

Particulars	Year ended	
	31 March 2024 Rs. in crores	31 March 2023 Rs. in crores
Rental income derived from investment property	0.06	0.06
Total profit arising from investment property	0.06	0.06

**5. Investments**

Particulars	As at 31 March 2024			As at 31 March 2023		
	Nos	Current	Non Current	Nos	Current	Non Current
		Rs. in crores	Rs. in crores		Rs. in crores	Rs. in crores
<b>(A) INVESTMENT IN EQUITY INSTRUMENTS</b>						
<b>Unquoted investments (fully paid)</b>						
<b>(i) Investment in associate (carrying amount determined using the equity method of accounting)</b>						
IFB Refrigeration Limited(Ordinary Shares of Rs 10/- each)	97,000,000			97,000,000		
Cost of acquisition (including goodwill of Rs. 5.30 Crores) :						
Less: Group Share of losses : Rs. 26.80 crores			70.20			94.59
<b>(ii) Investment in others (at fair value through profit and loss)</b>						
Astrea Greentech Private Ltd (equity shares of Rs. 10/- each)	15,000	-	0.66	15,000	-	2.25
		-	<b>70.86</b>		-	<b>96.84</b>

Notes to the consolidated financial statements for the year ended 31 March 2024

5. **Investments (Contd.)**

Particulars	As at 31 March 2024			As at 31 March 2023		
	Nos	Current	Non Current	Nos	Current	Non Current
		Rs. in crores	Rs. in crores		Rs. in crores	Rs. in crores
<b>(B) INVESTMENT IN MUTUAL FUNDS</b>						
<b>Unquoted investments</b>						
<b>At fair value through statement of profit and loss</b>						
a) Aditya Birla Sun Life Money Manager Fund - Direct plan- growth	707,254	24.10	-	341,075	10.79	-
b) Axis Liquid fund-Direct Plan- Growth	1,602	0.43	-	1,602	0.40	-
c) Axis Short Term Fund - Direct Plan - Growth	3,458,480	10.46	-	1,608,378	4.51	-
d) Axis Strategic Bond Fund - Direct Growth	2,079,812	5.71	-	-	-	-
e) Axis Treasury Advantage Fund -Direct Growth	17,343	5.10	-	-	-	-
f) Bandhan Liquid Fund-Growth-(Direct Plan)	3,458	1.01	-	-	-	-
g) Bandhan Ultra Short Term Fund - Direct Plan - Growth	22,742	0.03	-	-	-	-
h) ICICI Prudential All Seasons Fund - Direct Plan Growth	872,780	3.11	-	-	-	-
i) ICICI Prudential Liquid Plan - Direct Plan Growth	99,161	3.54	-	-	-	-
j) ICICI Prudential LongTerm Bond Fund - Direct Plan Growth	234,429	2.06	-	-	-	-
k) ICICI Prudential Medium Term Bond Fund - Direct Plan Growth	232,751	1.02	-	-	-	-
l) ICICI Prudential Money Market fund-Growth-Direct plan Growth	6,921	0.24	-	124,678	4.04	-
m) ICICI Prudential Short term fund - Direct plan- growth	3,119,119	18.38	-	4,063,115	22.09	-
n) ICICI Prudential Ultra Short term fund - Direct plan- Growth	8,590,823	23.39	-	2,888,546	7.31	-
o) Kotak Bond Fund (Short Term) - Direct Plan - Growth	1,060,666	5.47	-	-	-	-
p) Kotak Dynamic Bond Fund Direct Growth	574,611	2.11	-	-	-	-
q) Kotak Equity Arbitrage fund - Direct plan-growth	1,114,547	4.06	-	6,907,042	23.17	-
r) Kotak Money Market Fund - Direct plan-growth	55,355	22.82	-	29,074	11.13	-
s) Nippon India Corporate Bond Fund - Direct Plan Growth	800,343	4.51	-	-	-	-

Notes to the consolidated financial statements for the year ended 31 March 2024

**5. Investments (Contd.)**

Particulars	As at 31 March 2024			As at 31 March 2023		
	Nos	Current	Non Current	Nos	Current	Non Current
		Rs. in crores	Rs. in crores		Rs. in crores	Rs. in crores
t) Nippon India Money Market Fund - Direct Plan Growth	34,437	13.16	-	-	-	-
u) SBI Magnum Constant Maturity Fund - Direct Growth Plan	345,696	2.04	-	-	-	-
v) SBI Liquid Fund Direct Growth	6,572	2.48	-	1,137	0.40	-
w) SBI Magnum Ultra Short Duration Fund Direct Growth	59	0.03	-	-	-	-
x) SBI Overnight Fund Direct Growth	10,276	4.01	-	-	-	-
y) SBI Savings Fund - Direct Plan - Growth	5,899	0.02	-	-	-	-
z) SBI Short Term Debt Fund - Direct plan-growth	4,361,667	13.38	-	-	-	-
aa) UTI Banking & PSU Debt Fund - Direct Plan Growth	3,708,106	7.47	-	2,402,661	4.51	-
ab) UTI Short Duration Fund - Direct Plan Growth	1,196,656	3.65	-	-	-	-
ac) UTI Liquid Fund - Direct Growth Plan	21,011	8.32	-	2,172	0.80	-
<b>Total</b>		<b>192.11</b>	<b>-</b>		<b>89.15</b>	<b>-</b>
<b>Total investments</b>		<b>192.11</b>	<b>70.86</b>		<b>89.15</b>	<b>96.84</b>
<b>Other disclosures</b>						
Aggregate amount of unquoted investments		192.11	70.86		89.15	96.84
Aggregate amount of impairment in value of investments		-	-		-	-

**6. Loans**

Particulars	As at 31 March 2024		As at 31 March 2023	
	Current	Non Current	Current	Non Current
	Rs. in crores	Rs. in crores	Rs. in crores	Rs. in crores
Unsecured, considered good				
- Loans to related parties (refer note 36) (#)	0.05	-	0.03	0.03
- Other loans to employees	0.45	0.50	0.53	0.52
<b>Total</b>	<b>0.50</b>	<b>0.50</b>	<b>0.56</b>	<b>0.55</b>

(#) Includes Nil (31 March 2023: Rs. 0.01 crores) as outstanding product loan to a director. In terms of percentage to the total loans and advances in the nature of loans the same stand at Nil (31 March 2023: 1%). This loan is given as per the Holding Company's policy and is applicable for all employees of the Holding Company.

Notes to the consolidated financial statements for the year ended 31 March 2024

7. Other financial assets

Particulars	As at 31 March 2024		As at 31 March 2023	
	Current	Non Current	Current	Non Current
	Rs. in crores	Rs. in crores	Rs. in crores	Rs. in crores
(a) Security deposits				
- to related parties (unsecured, considered good) - refer note 36	-	0.58	-	0.58
- to others				
(i) Unsecured, considered good	0.24	16.96	1.37	11.69
(ii) Unsecured, considered doubtful	-	0.14	-	0.14
Less: Allowance for doubtful deposits	-	0.14	-	0.14
(b) Margin money with more than 12 months maturity	-	-	-	0.41
(c) Bank deposit with more than 12 months maturity	-	-	-	0.31
(d) Others				
- Derivative instruments at fair value through profit or loss and not designated as hedges	5.00	-	5.73	4.20
- Interest accrued on fixed deposits	0.41	0.01	0.45	0.01
- Insurance claim receivable	0.02	-	-	-
- Other receivables	3.00	5.18	-	2.51
- Other receivables from related parties - refer note 36	8.60	-	3.90	-
<b>Total</b>	<b>17.27</b>	<b>22.73</b>	<b>11.45</b>	<b>19.71</b>

(a) Security deposit to related parties includes advances to private limited companies in which any director is a director or a member - 0.50

(b) Other receivables - non-current represents excess funding of leave liability with insurance companies as at the year end.

(c) Other receivables - current:

Production Linked Incentive Scheme (PLI) for White Goods (Air Conditioners and LED Lights) manufacturers in India has been notified by the Department for Promotion of Industry and Internal Trade (DPIIT) vide notification No. CG-DL-E-16042021-226671 dated 16.04.2021. The scheme is applicable from FY 2022-2023 to FY 2027-2028.

During 2021-22, the Group applied for the scheme and the same was approved by DPIIT and under the scheme the Group is eligible to receive a certain percentage of sale of eligible products as incentives during the above stated period.

Accordingly, under the scheme, the Group received a sanction of Rs. 3.00 crores from DPIIT during the year and the same has been recognised as a separate line item under Note 22 - "Other Income" in the statement of profit and loss for the financial year 2023-24 and has been shown under Note 7 - "Other current financial assets" in the Balance Sheet. The grant has since been received.

(d) The Group has not advanced or loaned or invested funds to any other persons or entities (intermediary) with the understanding that the intermediary shall directly or indirectly lend or invest in other persons or entities identified in any manner whatsoever by or on behalf of the Group or shall provide guarantee, security or the like to or on behalf of the Group.

8. Income tax assets/liabilities (net)

Particulars	As at 31 March 2024		As at 31 March 2023	
	Current	Non Current	Current	Non Current
	Rs. in crores	Rs. in crores	Rs. in crores	Rs. in crores
(A) Advance tax (net of provision)	3.45	5.86	-	15.43
<b>Total Income tax assets (net) 8(A)</b>	<b>3.45</b>	<b>5.86</b>	<b>-</b>	<b>15.43</b>
(B) Current tax (net of advance payment)	3.06	-	0.35	-
<b>Total Income tax liabilities (net) 8(B)</b>	<b>3.06</b>	<b>-</b>	<b>0.35</b>	<b>-</b>

Notes to the consolidated financial statements for the year ended 31 March 2024

**9. Other assets**

Particulars	As at 31 March 2024		As at 31 March 2023	
	Current	Non Current	Current	Non Current
	Rs. in crores	Rs. in crores	Rs. in crores	Rs. in crores
Capital advance	-	4.76	-	7.58
Advances other than capital advance				
– deposit with statutory authorities	0.17	6.96	0.43	5.48
– advances with statutory authorities	47.76	0.17	30.33	0.21
– advances with related parties (refer note 36)	27.42	-	0.89	-
Other advances				
– advances for goods and services	13.48	0.14	19.89	0.14
less: allowance for doubtful advances	-	0.14	-	0.14
– prepaid expenses	5.85	1.67	8.04	1.05
<b>Total</b>	<b>94.68</b>	<b>13.56</b>	<b>59.58</b>	<b>14.32</b>
Advances with related parties includes advances to private limited companies in which any director is a director or a member	0.44	-	0.44	-

**10. Inventories (valued at lower of cost and net realisable value)**

Particulars	As at 31 March 2024	As at 31 March 2023
	Rs. in crores	Rs. in crores
Raw materials	181.92	199.75
Work-in-progress	36.02	36.25
Finished goods	195.73	226.34
Stock-in-trade	73.11	65.82
Stores and spares	52.41	44.93
<b>Total</b>	<b>539.19</b>	<b>573.09</b>
<b>The above includes goods in transit as under:</b>		
Raw materials	28.87	58.22
Finished goods	12.67	9.23
Stock-in-trade	20.31	8.45
Stores and spares	0.85	2.12
	<b>62.70</b>	<b>78.02</b>

- The cost of inventories recognised as an expense includes **Rs. 3.11 crores** (31 March 2023 : Rs. 3.87 crores) in respect of write-downs of inventory to its net realisable value. Further a sum of **Rs. 3.36 crores** (31 March 2023 : Rs. 2.91 crores) is in respect of reversal of such write-downs. The write downs have been reversed primarily as a result of increased sales price or subsequent disposals.
- Cost of inventories carried at net realisable value **Rs. 4.36 crores** (31 March 2023 : Rs. 4.41 crores). Carrying amount of inventories carried at net realisable value **Rs. 0.54 crores** (31 March 2023 : Rs. 0.72 crores).
- Working capital loan from a bank is secured by hypothecation of inventories of the Group's Steel Division. Value of inventory of the Group's Steel Division as at 31.03.2024 is **Rs. 14.95 crore**. For details of complete hypothecation refer Note 20 (note (e)(i)A).

Notes to the consolidated financial statements for the year ended 31 March 2024

**11. Trade receivables**

Particulars	As at 31 March 2024 Rs. in crores	As at 31 March 2023 Rs. in crores
<b>Unsecured – considered good</b>		
- receivable from related parties(*) (refer note 36)	25.27	32.66
- receivable from others	437.78	380.71
<b>Unsecured - which have significant increase in credit risk</b>		
- receivable from others	2.21	1.85
Less: allowances for doubtful debts	(2.21)	(1.85)
<b>Total</b>	<b>463.05</b>	<b>413.37</b>
(*) Includes trade receivable from private limited companies in which any director is a director or a member	22.32	32.27

**Transfer of financial assets**

The Group discounted certain trade receivables with an aggregate carrying amount of **Rs. 4.53 crores** (31 March 2023: Rs. 1.89 crores) to a bank for cash proceeds of **Rs. 4.52 crores** (31 March 2023: Rs. 1.87 crores). If the trade receivables are not paid at maturity, the bank has the right to request for payment of the unsettled balance. As the Group has not transferred the significant risks and rewards relating to these trade receivables, it continues to recognise the full carrying value of the receivables and has recognised the cash received on the transfer as secured borrowings.

At the end of the reporting period, there were no trade receivables that have been transferred but have not been derecognised.

Trade receivables ageing as at 31 March, 2024						Rs. in crores
Particulars	Outstanding for the following periods from due date of payment					Total
	Less than 6 months	6 months - 1 year	1-2 years	2-3 years	More than 3 years	
(i) <b>Undisputed trade receivables:</b>						
Unsecured - considered good	437.44	20.46	3.37	0.78	1.00	463.05
Unsecured - which have significant increase in credit risk	0.10	0.20	0.05	-	0.64	0.99
(ii) <b>Disputed trade receivables:</b>						
Unsecured - considered good	-	-	-	-	-	-
Unsecured - which have significant increase in credit risk <sup>^</sup>	-	-	0.64	0.06	0.52	1.22
	<b>437.54</b>	<b>20.66</b>	<b>4.06</b>	<b>0.84</b>	<b>2.16</b>	<b>465.26</b>
Less: allowances for doubtful debts						(2.21)
<b>Total trade receivable</b>						<b>463.05</b>

<sup>^</sup> Ageing of unsecured disputed trade receivables have been considered from the invoice booking date and not from the date of dispute.

Notes to the consolidated financial statements for the year ended 31 March 2024

**11 Trade receivables (cont..)**

**Trade receivables ageing as at 31 March 2023**

Rs. in crores

Particulars	Outstanding for the following periods from due date of payment					Total
	Less than 6 months	6 months - 1 year	1-2 years	2-3 years	More than 3 years	
(i) <b>Undisputed trade receivables:</b>						
Unsecured - considered good	397.69	13.39	1.63	0.20	0.46	<b>413.37</b>
Unsecured - which have significant increase in credit risk	0.07	0.03	0.03	0.02	0.44	<b>0.59</b>
(ii) <b>Disputed trade receivables:</b>						
Unsecured - considered good	-	-	-	-	-	-
Unsecured - which have significant increase in credit risk <sup>^</sup>	0.61	-	0.08	-	0.57	<b>1.26</b>
	<b>398.37</b>	<b>13.42</b>	<b>1.74</b>	<b>0.22</b>	<b>1.47</b>	<b>415.22</b>
Less: allowances for doubtful debts						<b>(1.85)</b>
<b>Total trade receivable</b>						<b>413.37</b>

<sup>^</sup> Ageing of unsecured disputed trade receivables have been considered from the invoice booking date and not from the date of dispute.

**12. Cash and cash equivalents**

Particulars	As at 31 March 2024 Rs. in crores	As at 31 March 2023 Rs. in crores
Balances with banks		
– current account	80.38	71.46
– deposit account	22.62	3.03
Cheques on hand	0.62	1.26
Cash on hand	0.27	0.27
<b>Total</b>	<b>103.89</b>	<b>76.02</b>

**13. Other bank balances**

Particulars	As at 31 March 2024 Rs. in crores	As at 31 March 2023 Rs. in crores
In deposit account	6.08	21.03
Margin money deposits	0.61	-
<b>Total</b>	<b>6.69</b>	<b>21.03</b>



Notes to the consolidated financial statements for the year ended 31 March 2024

**14. Equity share capital**

Particulars	As at 31 March 2024		As at 31 March 2023	
	No. of shares	Rs. in crores	No. of shares	Rs. in crores
<b>Authorised share capital</b>				
Equity shares of Rs. 10 each	89,000,000	89.00	89,000,000	89.00
<b>Total</b>	<b>89,000,000</b>	<b>89.00</b>	<b>89,000,000</b>	<b>89.00</b>

Particulars	As at 31 March 2024		As at 31 March 2023	
	No. of shares	Rs. in crores	No. of shares	Rs. in crores
<b>Issued, subscribed and fully paid up</b>				
Equity shares of Rs. 10 each	40,518,796	40.52	40,518,796	40.52
<b>Forfeited shares</b>				
30,50,000 (31 March 2023: 30,50,000) equity shares of Rs. 10 each, Rs. 2.50 paid-up	-	0.76	-	0.76
<b>Total</b>	<b>40,518,796</b>	<b>41.28</b>	<b>40,518,796</b>	<b>41.28</b>

There has been no change in equity share capital during the year.

**Rights, preferences and restrictions attached to equity shares**

The Holding Company has a single class of equity shares. Accordingly, all equity shares rank equally with regard to dividends and share in the Holding Company's residual assets. The equity shares are entitled to receive dividend as declared from time to time. The voting rights of an equity shareholder on a poll (not on show of hands) are in proportion to its share of the paid-up equity capital of the Holding Company.

Voting rights cannot be exercised in respect of shares on which any call or other sums presently payable have not been paid.

In the event of liquidation of the Holding Company, the holders of equity shares will be entitled to receive the residual assets of the Holding Company, remaining after distribution of all preferential amounts in proportion to the number of equity shares held.

**Details of shareholders holding more than 5% equity shares in the Holding Company**

Particulars	As at 31 March 2024		As at 31 March 2023	
	%	No. of shares	%	No. of shares
1. IFB Automotive Private Limited	46.54%	18,856,833	46.54%	18,856,833
2. Nurpur Gases Private Limited	14.83%	6,010,416	14.83%	6,010,416
3. Asansol Bottling & Packaging Company Private Limited	8.31%	3,366,428	8.31%	3,366,428
4. Plutus Wealth Management LLP	Not Applicable	Not Applicable	7.40%	3,000,000

## Notes to the consolidated financial statements for the year ended 31 March 2024

**14. Equity share capital (cont...)**
**Shareholding of promoters (equity shares)**

Promoters name	As at 31 March 2024			As at 31 March 2023	
	%	No. of shares	% Change during the year	%	No. of shares
1. Bijon Bhushan Nag	0.00%	–	-0.39%	0.39%	1,57,869
2. Preombada Nag	0.72%	2,89,771	-0.39%	0.33%	1,31,902
3. Bikramjit Nag	0.01%	3,000	No change	0.01%	3,000
4. Zim Properties Private Limited	0.08%	34,300	No change	0.08%	34,300
5. Special Drinks Private Limited	0.04%	17,250	No change	0.04%	17,250
6. Asansol Bottling & Packaging Company Private Limited	8.31%	33,66,428	No change	8.31%	33,66,428
7. CPL Industries Limited	0.18%	74,813	No change	0.18%	74,813
8. Mac Consultants Private Limited	1.74%	7,06,197	No change	1.74%	7,06,197
9. IFB Automotive Private Limited	46.54%	1,88,56,833	No change	46.54%	1,88,56,833
10. CPL Projects Limited	1.29%	5,23,535	No change	1.29%	5,23,535
11. Windsor Marketiers Pvt Ltd	0.05%	19,600	No change	0.05%	19,600
12. IFB Agro Industries Limited	0.43%	1,72,733	No change	0.43%	1,72,733
13. Lupin Agencies Pvt Ltd	0.09%	37,600	No change	0.09%	37,600
14. Nurpur Gases Private Limited	14.83%	60,10,416	No change	14.83%	60,10,416
15. Shubb Engineering Limited	0.64%	2,60,723	No change	0.64%	2,60,723

There has been no change in the shareholding of promoters during the year.

**15. Non-current borrowings**

Particulars	As at 31 March 2024	As at 31 March 2023
	Rs. in crores	Rs. in crores
Term loans from banks - secured	21.50	63.65
<b>Total</b>	<b>21.50</b>	<b>63.65</b>

- (a) **For sanction of term loan amounting to Rs. 16.85 crores by Federal Bank Ltd. (Balance as at 31 March, 2024 is Rs. 9.96 crores), the following securities have been created:**

The charge shall operate on first charge basis over the Group's Steel Division's entire current assets, documents of title to goods/ usance bills, receivables against SB discounted, title on the goods procured under LC, counter guarantee for BG with cash margin, and also plant & machineries as primary security; and by way of equitable mortgage of all that pieces and parcels of factory lands with buildings/ structures/ sheds constructed thereupon and located at Mouza: Bamunari, Pargana: Boro, P.D.: Dankuni, District: Hooghly, PIN-712250, West Bengal as collateral security until full repayment & settlement of the principal amount of loan(s)/ credit facility(ies) together with commission, interests, costs & other dues thereof.

The said loan is being paid in equal quarterly installments of Rs. 0.84 crores and with a final installment payment of Rs. 0.72 crores, the same would be discharged by January, 2027.

- (b) **For sanction of credit facilities amounting to Rs. 20.00 crores (including Capex Letter of Credit amounting to Rs. 15 crores as its sublimit) and Rs. 30.00 crores by ICICI Bank Ltd. (Balance as at 31 March, 2024 is Rs. 22.00 crores), following securities have been created:**

- Exclusive charge over the movable properties including movable plant and machinery, machinery spares, tools and accessories and other movables, both present and future, whether installed or not and whether now lying loose or in cases or which are now lying or stored in or about or shall hereafter from time to time during the continuance of the

Notes to the consolidated financial statements for the year ended 31 March 2024

security of these presents be brought into or upon or be stored or be in or about all the Holding Company's stamping and motor business's factories, premises and godowns or wherever else the same may be or be held by any party to the order or disposition of the Holding Company or in the course of transit or in high seas or on order, or delivery, howsoever and wheresoever in the possession of the Holding Company and either by way of substitution or addition in such manner that the security cover of 1.25 times is maintained. For the limit utilised: (a) the Term Loan of Stamping Division is being repaid in 20 quarterly installments of Rs. 1.75 crores starting from 19 May, 2022. The same would be discharged by February 2027. (b) The Term Loan of Motor Division will be repaid in 20 quarterly installments of Rs. 0.50 crores starting from 7 December, 2024 and the same would be discharged by September 2029.

- (c) **For sanction of credit facilities amounting to Rs. 60.00 crores and Rs. 10.00 crores by DBS Bank India Ltd. (Balance as at 31 March, 2024 is Rs. 3.10 crores), following securities have been created:**

- Hypothecation by way of first and exclusive floating charge over all present and future movables plant and machinery, equipment, appliances, furniture, vehicles, machinery, spares and stores, tools and accessories and other moveables whether or not installed and whether lying loose or in cases or which are now lying or stored in or about and may hereafter from time to time during the currency of this deed be brought into or upon or be stored in or about all the Holding Company's factories, premises, warehouses and godowns or wherever else the same may be or be held by any party to the order or disposition of the Holding Company or in the courses of transit or on high seas or on order, or delivery, howsoever and wheresoever in the possession of the Holding Company and either by way of substitution or addition (all pertaining to Holding Company's units located at Kolkata and Bangalore) stored or to be stored at the Holding Company's Godowns or premises or wherever else the same may be except asset charged specifically for debt availed, if any for purchase of conventional press line subject to NOC being sought from DBS. The Term Loan was prepaid partially on few occasions and finally the balance amount of loan is being repaid in 7 equal quarterly installments starting from March, 2023. This loan would be discharged by September 2024.

- (d) **For sanction of external commercial borrowings amounting to USD 2.00 crores by Standard Chartered Bank, London, following securities have been created:**

- Hypothecation by way of first and exclusive charge over all present and future moveable properties of the Holding Company's manufacturing unit of air conditioners in Goa and on the existing plant and machinery of washing machine division at Goa (Verna) plant (except exclusive charge to term lenders), including without limitations its moveable plant and machinery, furniture and fittings, equipments, computers, hardware, computer software, machinery spares, tools and accessories and other movables, both whether now lying loose or in cases or which are now lying or stored in or about or shall hereafter from time to time during the continuance of the security of these presents be brought into or upon or be stored or be in or about all the Holding Company's premises, warehouses, stockyards and godowns or those of the Holding Company's agents, affiliates, associates or representatives or at various worksites or at any upcountry place or places wherever else the same maybe or be held by any party including, without limitation, the following plot no. N-7, Phase IV, Survey No. 261/10, Verna Industrial Estate, Verna, Goa - 403722. The external commercial borrowings is standing at USD 0.37 crores as at 31 March, 2024. The loan is being repaid in 13 equal quarterly installments starting from 1 October, 2021. The same would be discharged by October, 2024.

The scheduled maturity of the Term loans from banks is as under:

Particulars	As at 31 March 2024	As at 31 March 2023
	Rs. in crores	Rs. in crores
Repayable in first year	44.36	56.42
<b>Current maturities of long-term debt (refer note 20)</b>	<b>44.36</b>	<b>56.42</b>
In the second year	10.56	43.90
In the third to fifth year	10.84	17.97
Beyond fifth year	0.10	1.78
<b>Non-current borrowings</b>	<b>21.50</b>	<b>63.65</b>

The Group has used the borrowings from banks for the specific purpose for which they were taken at the balance sheet date. All charges for the borrowings of the Holding Company has been registered with the Registrar of Companies as at the balance sheet date.

## Notes to the consolidated financial statements for the year ended 31 March 2024

### Details of Authorised Capital of cumulative redeemable preference shares

Particulars	As at 31 March 2024	As at 31 March 2023
	Rs. in crores	Rs. in crores
30,000,000 (31 March 2023: 30,000,000) cumulative redeemable preference shares of Rs.10 each	30.00	30.00
	<u>30.00</u>	<u>30.00</u>

There were no outstanding cumulative redeemable preference shares as at both the year ends.

### 16. Other financial liabilities

Particulars	As at 31 March 2024		As at 31 March 2023	
	Current	Non Current	Current	Non Current
	Rs. in crores	Rs. in crores	Rs. in crores	Rs. in crores
Interest accrued but not due on borrowings	0.48	-	1.87	-
Derivative instruments at fair value through profit and loss and not designated as hedges	1.36	-	1.60	-
Others				
- Security deposit	10.05	0.44	8.94	0.40
- Payable for property, plant and equipment and intangibles(*)	5.92	-	3.04	-
<b>Total</b>	<u>17.81</u>	<u>0.44</u>	<u>15.45</u>	<u>0.40</u>

(\*) Includes dues of micro enterprises and small enterprises amounting to Rs. 1.38 crores (31 March 2023: Nil) - (Refer note 38 for dues of micro enterprises and small enterprises).

### 17. Other liabilities

Particulars	As at 31 March 2024		As at 31 March 2023	
	Current	Non Current	Current	Non Current
	Rs. in crores	Rs. in crores	Rs. in crores	Rs. in crores
Income received in advance on annual maintenance contracts and extended warranty services	71.08	30.42	62.87	30.34
Deferred government grant (#)	1.76	16.81	1.84	18.52
Advance from customers	54.62	-	20.42	-
Others				
- Statutory liabilities	26.05	-	28.88	-
<b>Total</b>	<u>153.51</u>	<u>47.23</u>	<u>114.01</u>	<u>48.86</u>

(#) The Group has adopted the income approach as prescribed in Ind AS 20 - Accounting for Government Grants and Disclosure of Government Assistance. Government grants received (related to depreciable assets) are set up as deferred income and the same is recognised as income in the Statement of Profit and Loss on a systematic basis over the remaining useful life of the related asset. Any balance remaining as at the year end is shown in note no 17 - "Other Liabilities" as "Deferred government grant". There are no unfulfilled conditions or other contingencies attaching to any government grant that has been recognised. During the year no Government grants has been received related to depreciable assets.

Notes to the consolidated financial statements for the year ended 31 March 2024

**18. Provisions**

Particulars	As at 31 March 2024		As at 31 March 2023	
	Current	Non Current	Current	Non Current
	Rs. in crores	Rs. in crores	Rs. in crores	Rs. in crores
Provision for employee benefits				
Gratuity (Refer note 31)	–	6.52	–	4.18
Sick Leave	0.70	3.77	0.83	3.79
Others				
Warranty and other service expenses	12.90	49.23	8.99	43.60
<b>Total</b>	<b>13.60</b>	<b>59.52</b>	<b>9.82</b>	<b>51.57</b>

**Details of movement in warranty and other service expense provisions**

	Rs. in crores
Balance as at 01 April 2022	49.15
Additional provisions recognised	18.88
Effect of unwinding of discount	2.66
Amounts used (i.e. incurred and charged against the provision) during the period	(18.10)
Balance as at 31 March 2023	52.59
Additional provisions recognised	26.64
Effect of unwinding of discount	4.11
Amounts used (i.e. incurred and charged against the provision) during the period	(21.21)
<b>Balance as at 31 March 2024</b>	<b>62.13</b>

- a. Provision is estimated in respect of warranty cost in the year of sale of goods and it represents the present value of the management's best estimate of the future outflow of economic benefit that will be required under the Group's obligation for warranties. It also includes provision in respect of warranty and installation cost in the year of sale of goods of an associate for which the Holding Company has earned revenue for providing services. The revenue earned by the Group for the same is included under 'Sale of services' in Note 21.
- b. Provision for warranty is expected to be utilised over a period of 1 to 5 years.
- c. The estimates may vary as a result of product quality, availability of spare parts, price of raw materials, altered manufacturing processes and discount rates.
- d. Warranty costs are estimated by the management on the basis of a technical evaluation and based on specific warranties, claims and claim history.

**19. Deferred tax liabilities (net)**

Particulars	As at 31 March 2024 Rs. in crores	As at 31 March 2023 Rs. in crores
Deferred tax liabilities	34.18	35.84
Less: Deferred tax assets	14.55	20.27
<b>Total Deferred tax liabilities - (net)</b>	<b>19.63</b>	<b>15.57</b>

Notes to the consolidated financial statements for the year ended 31 March 2024

**Breakup of deferred tax liabilities/asset balances is as under:**

	<u>As at 31 March 2024</u>	<u>As at 31 March 2023</u>
	<u>Rs. in crores</u>	<u>Rs. in crores</u>
<b>Deferred tax liabilities</b>		
On provision for warranty	3.18	2.83
On changes in fair value of investments	2.66	1.39
On property, plant and equipment and intangible assets	<u>28.34</u>	<u>31.62</u>
	<u><b>34.18</b></u>	<u><b>35.84</b></u>
<b>Deferred tax assets</b>		
On tax losses and unabsorbed depreciation	-	4.00
On allowance for doubtful debts and advances	0.63	0.54
On employee benefits	11.65	11.66
On government grants and other timing differences	<u>2.27</u>	<u>4.07</u>
	<u><b>14.55</b></u>	<u><b>20.27</b></u>
<b>Total Deferred tax (assets) / liabilities - (net)</b>	<u><b>19.63</b></u>	<u><b>15.57</b></u>

**Movement of deferred tax (assets) / liabilities (net) is as under**

<b>Particulars</b>	<u>As at 31 March 2024</u>	<u>As at 31 March 2023</u>
	<u>Rs. in crores</u>	<u>Rs. in crores</u>
<b>Deferred tax liabilities / (assets) as at the beginning of the year</b>	<b>15.57</b>	<b>(2.05)</b>
Deferred tax for the year recognised in profit and loss (@)	<b>4.06</b>	<b>14.45</b>
Deferred tax on Remeasurements of the defined benefit liabilities / (asset)	-	0.72
Minimum alternate tax credit related to previous years - Net (@)	-	(0.17)
Minimum alternate tax credit charged off	<u>-</u>	<u>2.62</u>
<b>Deferred tax liabilities as at the end of the year</b>	<u><b>19.63</b></u>	<u><b>15.57</b></u>

(@) refer note 29

Notes to the consolidated financial statements for the year ended 31 March 2024

**20. Current borrowings**

	<u>As at 31 March 2024</u> Rs. in crores	<u>As at 31 March 2023</u> Rs. in crores
<b>Secured</b>		
Loans from banks		
– Working capital buyers credit	–	49.04
– Working capital demand loan (refer note (e)(i)A below)	1.50	32.81
– Short term loan (refer note (e)(i)B below)	2.06	2.17
Current maturities of long term borrowings (refer note 15)	<u>44.36</u>	<u>56.42</u>
<b>Total</b>	<u><u>47.92</u></u>	<u><u>140.44</u></u>

- (a) The Group has used the borrowings from banks for the specific purpose for which they were taken at the balance sheet date.
- (b) The Holding Company has borrowings from banks on the basis of security of current assets and the final quarterly statements of current assets filed by the Holding Company with the banks are materially in agreement with the books of accounts and there is no discrepancy that has been identified.
- (c) All charges for the borrowings of the Holding Company have been registered with the Registrar of Companies as at the balance sheet date.
- (d) The Group has not received any fund from any other persons or entities (Funding Party) with the understanding that the Group shall directly or indirectly lend or invest in other persons or entities identified in any manner whatsoever by or on behalf of the Funding Party or shall provide guarantee, security or the like to or on behalf of the Funding Party.
- (e) **Charge and hypothecation details are as follows:**
- (i) **Credit facilities utilised as at 31 March, 2024**

**(A) Hypothecation details of working capital demand loan by Federal Bank Limited (Utilised as at 31 March, 2024 Rs. 1.50 crores) as at 31 March, 2024:**

Working capital facilities sanctioned by The Federal Bank Limited is Rs.38.00 crores. Out of the sanctioned limit Rs. 32.00 crores can be used inter-changeably between fund based and non-fund based. Following securities has been created:

The charge shall operate on first charge basis over the Group's Steel Division's entire current assets, documents of title to goods/ usance bills, receivables against SB discounted, title on the goods procured under LC, counter guarantee for BG with cash margin, and also plant & machineries as primary security; and by way of equitable mortgage of all that pieces and parcels of factory lands with buildings/ structures/ sheds constructed thereupon and located at Mouza: Bamunari, Pargana: Boro, P.D.: Dankuni, District: Hooghly, PIN-712250, West Bengal as collateral security until full repayment & settlement of the principal amount of loan(s)/ credit facility(ies) together with commission, interests, costs & other dues thereof.

**(B) Hypothecation details of short term loan from Bangkok Bank (Utilised as at 31 March, 2024: THB 0.90 crores) as at 31 March, 2024:**

Collateral security:- Standby Letter of Credit which was issued under credit facility of the Holding Company.

## Notes to the consolidated financial statements for the year ended 31 March 2024

### 20. Current borrowings (cont...)

#### (ii) Credit facilities unutilised as at 31 March 2024

**(A) For sanction of working capital facility amounting to Rs 100 crores by Standard Chartered Bank** (Unutilised as at 31 March, 2024) **following securities have been created**

- (i) First pari passu charge on the entire current assets, both present and future of the Holding Company.
- (ii) First and exclusive charge on the plant & machinery of washing machine division at Goa (Verna) plant (both present and future).
- (iii) First and exclusive charge over the plant & machinery of air-conditioner division at Goa, (both present and future).

**(B) For sanction of capex facility amounting to Rs. 20.00 crores by Standard Chartered Bank** (Unutilised as at 31 March, 2023), **following securities have been created:**

- (i) First and exclusive charge on the plant & machinery of washing machine division at Goa (Verna) plant (both present and future).
- (ii) First and exclusive charge over the plant & machinery of air-conditioner division at Goa, (both present and future).

**(C) For sanction of credit facilities amounting to Rs. 50.00 crores by ICICI Bank Ltd.** (Unutilised as at 31 March, 2023), **following securities have been created:**

- First and pari passu charge on all the current assets of the Holding Company - the whole of the Holding Company's stocks of raw materials, good-in-process, semi-finished and finished goods, consumable stores and spares and such other movables, including book debts, bills whether documentary or clean, both present and future, whether in the possession or under the control of the Holding Company or not, whether now lying loose or in cases or which are now lying or stored in or about or shall hereafter from time to time during the continuance of these presents be brought into or upon or be stored or be in or about all the Holding Company's factories, premises and godowns situated at all places of business or wherever else the same may be or be held by any party to the order or disposition of the Holding Company or in course of transit or on high seas or on order or delivery.

- Hypothecation by way of second charge on the moveable properties of the Holding Company (save and except current assets) including its moveable plant and machinery, machinery spares, tools and accessories, non-trade receivables and other moveables both present and future whether in the possession or under the control of the Holding Company or not, whether installed or not and whether now lying loose or in cases or which are now lying or stored in or about or shall hereafter from time to time during the continuance of these presents be brought into or upon or be stored or be in or about all the Holding Company's factories, premises and godowns situated at all places of business or wherever else the same may be or be held by any party to the order or disposition of the Holding Company or in course of transit or on high seas or on order or delivery.

- Hypothecation by way of first and pari passu charge on the receivables of the Holding Company - all amounts owing to and received and/or receivable by, the Holding Company and / or any person on its behalf, all book debts, all cash flows and receivables and proceeds arising from / in connection with business and all rights, titles, interest, benefits, claims and demand whatsoever of the Holding Company into or in respect of all the aforesaid assets, including but not limited to the Holding Company's cash-in-hand, both present and future. This facility remains unutilised as at 31 March, 2024.



Notes to the consolidated financial statements for the year ended 31 March 2024

**(D) For sanction of credit facilities amounting to Rs. 50.00 crores by HDFC Bank Ltd (Unutilised as at 31 March, 2024), following securities have been created:**

- First pari passu charge by way of hypothecation on all the stock in trade of the Holding Company both present and future consisting of raw material, finished goods, goods in process of manufacturing and other goods, movable assets or merchandise whatsoever now.
- First pari passu charge by way of hypothecation on all the Holding Company's book debts, amounts outstanding, monies receivables, claims and bills which are now due and owing or which may at any time hereafter during the continuance of this security become due.

**(E) For sanction of credit facilities amounting to Rs. 35.00 crores by DBS Bank Ltd (Unutilised as at 31 March, 2024), following securities have been created:**

- Hypothecation by way of first pari passu and floating charge over goods being finished goods, semi-finished goods, stocks of raw materials, work in process located at various factories/warehouses/godowns of the Company and whether in transit or lying at any other place and hypothecation by way of first pari passu and floating charge over the Holding Company's present and future book debts, outstanding monies receivables, claims, bills, contracts, engagements, securities, investments, rights and assets.
- Hypothecation by way of exclusive charge over all present and future movable fixed assets of the engineering division of the Group including without limitation its movable plant and machinery, furniture and fittings, equipment, computer hardware, computer software, machinery spares, tools and accessories and other movables etc stored or to be stored at Holding Company's godowns or premises situated at 14, Taratala Road, Kolkata and 16/17, Visveswaraiyah Industrial Estate, Whitefield Road, Bangalore-560048 (engineering division) or wherever else, the same may be.

**(F) For sanction of credit facilities amounting to Rs. 60.00 crores by Kotak Mahindra Bank Ltd (Unutilised as at 31 March, 2024), following securities have been created:**

- First Pari Passu hypothecation charge on all existing and future current assets of the Holding Company including:
  - (i) book-debts, receivables, outstanding moneys, claims, demands, bills, contracts, engagements and securities belonging to or held by the borrower and which are now due and owing or accruing and which may at any time hereafter during the continuance of the security become due and owing or accrue to the borrower.
  - (ii) stocks of raw materials, finished and semi-finished goods, goods in process and consumable stores, which are now lying or stored in or which may hereafter from time to time during the continuance of the security be lying or stored in or brought into or be in or about the factories and godowns of the borrower or warehouses, whichever situate; and
  - (iii) related moveables in the course of transit or delivery, whether now belonging or which may hereafter belong to the borrower or which may be held by the person at any place within or outside India to the order or disposition of the borrower and all documents of title including bills of lading, shipping documents, policies of Insurance and other instruments and documents relating to such moveables together with benefits of all rights thereto.

Notes to the consolidated financial statements for the year ended 31 March 2024

**21. Revenue from operations**

	For the year ended 31 March 2024 Rs. in crores	For the year ended 31 March 2023 Rs. in crores
Gross revenue from sale of manufactured products	4,291.48	4,073.91
Revenue from sale of traded products	1,116.49	969.00
<b>Total sale of products</b>	<b>5,407.97</b>	<b>5,042.91</b>
Less: trade schemes and discounts	1,215.57	1,054.39
<b>Sale of products (net of trade schemes and discounts)</b>	<b>4,192.40</b>	<b>3,988.52</b>
Sale of services	134.77	105.17
Other operating revenues		
– Scrap sales	107.02	96.63
– Others	3.65	4.67
	<b>4,437.84</b>	<b>4,194.99</b>

^ includes Revenue government grant received (refer footnote - c under Note no 7) amounting to Rs. 3.00 crores (31 March 2023 Nil)

**22. Other income**

	For the year ended 31 March 2024 Rs. in crores	For the year ended 31 March 2023 Rs. in crores
<b>Interest income</b>		
- Interest on financial assets measured at amortised cost (#)	2.54	3.16
<b>Dividend from investments in mutual funds</b>	–	0.01
<b>Other non-operating income</b>		
(i) Operating lease rental income		
– Investment property	0.06	0.06
– Others	0.10	0.10
(ii) Net gain on disposal of property, plant and equipment	0.14	0.04
(iii) Net foreign exchange loss	10.04	(4.14)
(iv) Net gain arising on financial instruments measured at fair value through profit and loss (FVTPL)		
– Mutual funds	10.66	8.88
– Equity investments	(1.59)	–
– Derivative instruments	(4.68)	3.21
(v) Net gain on disposal of mutual funds measured at FVTPL	0.31	0.49
(vi) Insurance claim received	2.08	1.26
(vii) Write back of liabilities no longer required (@)	5.88	1.18
(viii) Write back of provision on debts/advances no longer required	0.22	0.30
(ix) Income in respect of deferred revenue from government grant (Refer note 17)	1.79	1.53
(x) Miscellaneous income	4.82	6.67
	<b>32.37</b>	<b>22.75</b>

(@) includes write back of lease liability amounting to Rs. 4.12 crores (31 March, 2023: Rs. 0.36 crores) (Refer note 33)

(#) includes interest on discounting of security deposit - leased premises amounting to Rs. 0.80 crores (31 March, 2023: Rs. 1.51 crores)

Notes to the consolidated financial statements for the year ended 31 March 2024

**23. Cost of materials consumed**

	For the year ended 31 March 2024 Rs. in crores	For the year ended 31 March 2023 Rs. in crores
<b>Raw material consumed</b>		
Raw material inventory at the beginning of the year	199.75	240.22
Add: Purchases during the year	2,116.04	2,158.93
Translation differences	(0.07)	0.10
	<u>2,315.72</u>	<u>2,399.25</u>
Raw material inventory at the end of the year	181.92	199.75
<b>Cost of materials consumed</b>	<u>2,133.80</u>	<u>2,199.50</u>

**24. Changes in inventories of finished goods, stock-in-trade and work-in-progress**

	For the year ended 31 March 2024 Rs. in crores	For the year ended 31 March 2023 Rs. in crores
<b>Inventories as at the end of the year</b>		
Stock-in-trade	73.11	65.82
Work-in-progress	36.02	36.25
Finished goods	195.73	226.34
	<u>(A) 304.86</u>	<u>328.41</u>
<b>Inventories as at the beginning of the year</b>		
Stock-in-trade	65.82	85.85
Work-in-progress	36.25	38.25
Finished goods	226.34	168.91
	<u>(B) 328.41</u>	<u>293.01</u>
<b>Translation Differences</b>	<u>(C) (0.14)</u>	<u>0.25</u>
	<u>(B+C - A) 23.41</u>	<u>(35.15)</u>

**25. Employee benefits expense**

	For the year ended 31 March 2024 Rs. in crores	For the year ended 31 March 2023 Rs. in crores
Salaries and wages	349.02	331.20
Contribution to provident and other funds	33.11	31.77
Staff welfare expenses	57.27	42.10
	<u>439.40</u>	<u>405.07</u>

Notes to the consolidated financial statements for the year ended 31 March 2024

**26. Other finance costs**

	For the year ended 31 March 2024 Rs. in crores	For the year ended 31 March 2023 Rs. in crores
Effect of unwinding of discount due to passage of time for warranty provision	4.11	2.66
Interest on lease liabilities (refer note 33)	12.77	12.45
Others	0.69	0.48
	17.57	15.59

**27. Depreciation and amortisation expense**

	For the year ended 31 March 2024 Rs. in crores	For the year ended 31 March 2023 Rs. in crores
Depreciation of property, plant and equipment	77.96	77.15
Amortisation of intangible assets	9.98	10.33
Amortisation of right of use assets	36.45	34.02
	124.39	121.50

**28. Other expenses**

	For the year ended 31 March 2024 Rs. in crores	For the year ended 31 March 2023 Rs. in crores
Consumption of stores and spare parts	238.93	235.89
Rent	8.38	9.49
Insurance	5.38	4.74
Freight, octroi and carriage	134.66	134.39
Power and fuel	46.20	44.03
Ancillary cost	107.45	92.92
Rates and taxes	6.34	6.80
Expenditure on corporate social responsibility	0.39	0.42
Office expenses	66.96	63.89
Advertisement and sales promotion	301.94	266.15
Travelling	40.86	40.15
Repairs		
Buildings	1.64	1.84
Plant and machinery	13.56	14.39
Others	10.54	9.64
Write-off of property, plant and equipment	0.62	1.22
Write-off of debts/advances	0.18	0.68
Allowances for doubtful debts	0.58	0.28
Bank charges	2.77	3.77
Directors' sitting fees	0.86	0.83
Service expenses	77.91	78.58
Warranty and other service expenses	26.64	18.88
Miscellaneous expenses	52.77	39.96
	1,145.56	1,068.94

Notes to the consolidated financial statements for the year ended 31 March 2024

29. Tax expense

	For the year ended 31 March 2024 Rs. in crores	For the year ended 31 March 2023 Rs. in crores
<b>A. Amount recognised in statement of profit and loss</b>		
<b>Current tax</b>		
Income tax for the year	18.55	0.08
Adjustments related to previous years (net)	<u>0.02</u>	<u>0.26</u>
<b>Total current tax</b>	<u><u>18.57</u></u>	<u><u>0.34</u></u>
<b>Deferred tax</b>		
Deferred tax for the year	4.06	14.45
Minimum alternate tax credit charged off during the year	-	2.62
Minimum alternate tax credit related to previous years (net)	<u>-</u>	<u>(0.17)</u>
<b>Total deferred tax</b>	<u><u>4.06</u></u>	<u><u>16.90</u></u>
	<u><u>22.63</u></u>	<u><u>17.24</u></u>
<b>B. Amount recognised in other comprehensive income</b>		
<b>Current tax:</b>		
On items that will not be reclassified to profit or loss		
- Remeasurements of the defined benefit liabilities / (asset)	<u>0.22</u>	<u>-</u>
	(A) <u><u>0.22</u></u>	<u><u>-</u></u>
<b>Deferred tax:</b>		
On items that will not be reclassified to profit or loss		
- Remeasurements of the defined benefit liabilities / (asset)	<u>-</u>	<u>0.72</u>
	(B) <u><u>-</u></u>	<u><u>0.72</u></u>
<b>Total</b>	(B) - (A) <u><u>0.22</u></u>	<u><u>0.72</u></u>
<b>C. Reconciliation of effective tax rate</b>		
The income tax expense for the year can be reconciled to the accounting profit as follows:		
<b>Profit / (Loss) before tax</b>	72.99	32.18
Income tax expense calculated @ 25.168% (31 March 2023 - 25.168%) (*)	18.37	8.10
Effect of additional deductions under tax	-	(1.54)
Effect of difference in tax rates of subsidiary companies	(0.71)	(0.08)
Effect of difference in tax rates due to inclusion of an associate	6.21	0.72
Effect of carry forward of losses	(5.22)	1.81
Effect of different tax rate on certain items	(0.37)	4.35
Effect of change in tax rate from 34.944% to 25.168%	-	2.94
Effect of non allowable expenses	0.36	0.29
Effect of changes in deferred tax provision on property, plant and equipment and statutory returns filed	4.08	(0.24)
Effect of interest on tax short-payments	-	-
Effect of tax differences on account of Ind AS 116	0.11	1.52
Effect of amount recognised in other comprehensive income	(0.22)	(0.72)
Effect of adjustments relating to earlier year	<u>0.02</u>	<u>0.09</u>
<b>Income tax recognised in Statement of Profit and Loss</b>	<u><u>22.63</u></u>	<u><u>17.24</u></u>
Tax rate used for current tax	25.1680%	25.1680%
Tax rate used for deferred tax	25.1680%	25.1680%

(\*) The applicable tax rate is as prescribed by the Income Tax Act 1961

Notes to the consolidated financial statements for the year ended 31 March 2024

**30. Earnings per share**

	<b>For the year ended 31 March 2024</b>	For the year ended 31 March 2023
(a) Profit after taxes available to equity shareholders (Rs. in crores)	<b>50.36</b>	14.94
(b) Weighted average number of equity shares outstanding	<b>4,05,18,796</b>	4,05,18,796
(c) Basic and diluted earnings per equity share of face value Rs. 10 each (in Rs.) [(a)/(b)]	<b>12.43</b>	3.69

**31. Defined benefit plan – Gratuity**

The Holding Company operates a defined benefit plan for gratuity for its employees. It is administered through approved trust in accordance with its trust deeds and rules. The concerned trust is managed by trustees who provide guidance with regard to the management of their assets and liabilities and review their performance periodically. Risk mitigation systems are in place to ensure that the health of the portfolio is regularly reviewed and the investments do not pose any significant risk of impairment. Periodic audits are conducted to ensure the adequacy of internal controls.

The liability arising in the defined benefit plan is determined by an independent professionally qualified actuary using the projected unit credit method.

**Risk management**

The risks commonly affecting the gratuity liability and the financial results are expected to be:

1. Interest rate risk – The defined benefit obligation calculated uses a discount rate based on government bonds. If bond yield falls, the defined benefit obligations will tend to increase.
2. Salary inflation risk – Higher the expected increase in salary, higher the defined benefit obligation.
3. Demographic risk – This is the risk of variability of results due to unsystematic nature of decrements that include mortality, withdrawal, disability and retirement. The effect of these decrements on the defined benefit obligation is not straight forward and depends upon the combination of salary increase, discount rate and vesting criteria. It is important not to overstate withdrawals because in the financial analysis the retirement benefit of a short career employee typically costs less per year as compared to a long service employee.

**Rs. in crores**

I.	Changes in defined benefit obligations	Gratuity (funded)	
		31 March 2024	31 March 2023
1.	Defined benefit obligations at the beginning of the year	<b>82.31</b>	76.99
2.	Current service cost	<b>7.08</b>	6.78
3.	Interest costs	<b>5.39</b>	4.74
4.	Acquisition cost / (credit)	<b>0.18</b>	0.06
5.	Effect of experience adjustment	<b>(1.06)</b>	0.84
6.	Effect of assumption change	<b>0.84</b>	(3.49)
7.	Benefits paid	<b>(12.77)</b>	(3.61)
8.	Defined benefit obligations at the end of the year	<b>81.97</b>	82.31

Notes to the consolidated financial statements for the year ended 31 March 2024

II. Changes in fair value of plan assets		Rs. in crores	
		Gratuity (funded)	
		31 March 2024	31 March 2023
1.	Fair value of assets at the beginning of the year	78.13	70.86
2.	Interest income on plan assets	5.24	4.55
3.	Employer contribution	4.18	6.13
4.	Return on plan assets (less than discount rate)	0.67	0.20
5.	Benefits paid	(12.77)	(3.61)
6.	Fair value of assets at the end of the year	75.45	78.13
7.	Actual returns	5.91	4.75

III. Net assets/(liabilities) recognised in balance sheet		Rs. in crores	
		Gratuity (funded)	
		31 March 2024	31 March 2023
1.	Defined benefit obligations	81.97	82.31
2.	Fair value of plan assets	75.45	78.13
3.	Funded status – deficit	6.52	4.18
4.	Net liability recognised in balance sheet		
	– Current	–	–
	– Non current	6.52	4.18

IV. Components of employer expenses		Rs. in crores	
		Gratuity (funded)	
		31 March 2024	31 March 2023
<b>Recognised in profit or loss</b>			
1.	Current service cost	7.08	6.78
2.	Net interest costs	0.15	0.19
3.	Total recognised in profit or loss (*)	7.23	6.97
<b>Recognised in other comprehensive income</b>			
1.	Effect of experience adjustment	(1.06)	0.84
2.	Effect of assumption change	0.84	(3.49)
3.	Return on plan assets (less than discount rate)	(0.67)	(0.20)
4.	Total recognised in other comprehensive income	(0.89)	(2.85)
<b>Total expense recognised in total comprehensive income</b>		<b>6.34</b>	<b>4.12</b>

(\*) recognised in "Contribution to provident and other funds" in "Employee benefits expense" under note 25

V. Actuarial assumptions		Gratuity (funded)	
		31 March 2024	31 March 2023
		Discount rate	6.9%
Rate of salary increase	10.0%	10.0%	
Mortality rate	<b>Indian Assured Lives Mortality (2006–08) Ultimate</b>	Indian Assured Lives Mortality (2006–08) Ultimate	
Withdrawal rate	10.0%	10.0%	

The estimates of rate of escalation in salary considered in actuarial valuation, take into account inflation, seniority, promotion and other relevant factors including supply and demand in employment market.

## Notes to the consolidated financial statements for the year ended 31 March 2024

**VI. Plan asset information**

	Gratuity (funded)	
	31 March 2024	31 March 2023
Cash	1%	1%
Scheme of insurance – conventional products	99%	99%

In the absence of detailed information regarding plan assets which is funded with insurance companies, the composition of each major category of plan assets, the percentage or amount for each category to the fair value of plan assets has not been disclosed.

**Rs. in crores**

VII. Net asset / (liability) recognised in balance sheet (including experience adjustment impact)	Gratuity (funded)	
	31 March 2024	31 March 2023
1. Present value of defined benefit obligations	81.97	82.31
2. Fair value of plan assets	75.45	78.13
3. Funded Status – deficit	6.52	4.18
4. Return on plan assets (less than discount rate)	0.67	0.20
5. Experience adjustment of obligations – (loss)	1.06	(0.84)

VIII. Expected employer contribution for the next year (Rs. in crores) 6.52      4.18

**IX. Sensitivity analysis**

The sensitivity results below determine their individual impact on the plan's year end defined benefit obligations. In reality, the plan is subject to multiple external experience items which may move the defined benefit obligations in similar or opposite directions, while the plans's sensitivity to such changes can vary over time.

**Rs. In crores**

	Gratuity (funded)	
	31 March 2024	31 March 2023
Defined benefit obligations on base assumptions (refer point no V)	81.97	82.31
a. 1% increase in discount rate	77.96	78.35
<i>Percentage impact</i>	-4.90%	-4.80%
b. 1% decrease in discount rate	86.45	86.72
<i>Percentage impact</i>	5.50%	5.40%
c. 1% increase in salary escalation rate	85.65	86.05
<i>Percentage impact</i>	4.50%	4.50%
d. 1% decrease in salary escalation rate	78.45	78.76
<i>Percentage impact</i>	-4.30%	-4.30%

**Rs. in crores**

X. Maturity analysis of benefit payments	Gratuity (funded)	
	31 March 2024	31 March 2023
Year 1	10.98	10.37
Year 2	13.35	13.55
Year 3	11.41	13.81
Year 4	11.39	15.18
Year 5	8.76	13.74
Next 5 years	29.34	51.50

The Holding Company has contributed **Rs. 25.81 crores** (31 March, 2023: Rs. 24.73 crores) to defined contribution schemes.



Notes to the consolidated financial statements for the year ended 31 March 2024

**32. Segment reporting**

Rs. in crores

		Engineering	Home Appliances	Motor	Steel	Un-allocated	Inter-segment	Total
Revenue from sale of products and services	<b>31 March 2024</b>	<b>764.08</b>	<b>3,443.23</b>	<b>66.71</b>	<b>148.34</b>	<b>-</b>	<b>(95.19)</b>	<b>4,327.17</b>
	31 March 2023	684.40	3,293.97	70.66	131.75	-	(87.09)	4,093.69
Other operating revenue	<b>31 March 2024</b>	<b>72.88</b>	<b>28.63</b>	<b>0.12</b>	<b>9.04</b>	<b>-</b>	<b>-</b>	<b>110.67</b>
	31 March 2023	69.72	20.70	0.27	10.68	-	(0.07)	101.30
Revenue from operations	<b>31 March 2024</b>	<b>836.96</b>	<b>3,471.86</b>	<b>66.83</b>	<b>157.38</b>	<b>-</b>	<b>(95.19)</b>	<b>4,437.84</b>
	31 March 2023	754.12	3,314.67	70.93	142.43	-	(87.16)	4,194.99
Other income	<b>31 March 2024</b>	<b>3.39</b>	<b>14.32</b>	<b>0.12</b>	<b>0.22</b>	<b>14.32</b>	<b>-</b>	<b>32.37</b>
	31 March 2023	0.51	12.26	0.04	0.20	9.74	-	22.75
Total income	<b>31 March 2024</b>	<b>840.35</b>	<b>3,486.18</b>	<b>66.95</b>	<b>157.60</b>	<b>14.32</b>	<b>(95.19)</b>	<b>4,470.21</b>
	31 March 2023	754.63	3,326.93	70.97	142.63	9.74	(87.16)	4,217.74
Segment results before finance costs	<b>31 March 2024</b>	<b>88.42</b>	<b>82.48</b>	<b>0.18</b>	<b>(1.24)</b>	<b>(44.56)</b>	<b>(0.23)</b>	<b>125.05</b>
	31 March 2023	54.33	40.15	2.15	1.55	(34.46)	0.31	64.03
Less: finance costs	<b>31 March 2024</b>							<b>27.90</b>
	31 March 2023							29.44
Less: Share of loss of an associate	<b>31 March 2024</b>							<b>24.16</b>
	31 March 2023							2.41
Profit before tax	<b>31 March 2024</b>							<b>72.99</b>
	31 March 2023							32.18
Tax expense	<b>31 March 2024</b>							<b>22.63</b>
	31 March 2023							17.24
Profit for the year	<b>31 March 2024</b>							<b>50.36</b>
	31 March 2023							14.94
Segment assets	<b>31 March 2024</b>	<b>362.30</b>	<b>1,393.05</b>	<b>33.88</b>	<b>65.36</b>	<b>325.20</b>	<b>-</b>	<b>2,179.79</b>
	31 March 2023	426.22	1,356.46	31.98	68.97	223.16	-	2,106.79
Segment liabilities	<b>31 March 2024</b>	<b>167.13</b>	<b>1,201.02</b>	<b>19.83</b>	<b>31.63</b>	<b>42.57</b>	<b>-</b>	<b>1,462.18</b>
	31 March 2023	224.74	1,128.97	18.80	35.19	31.62	-	1,439.32

**Other information**

Depreciation and amortisation expense	<b>31 March 2024</b>	<b>32.22</b>	<b>86.94</b>	<b>0.99</b>	<b>2.65</b>	<b>1.59</b>	<b>-</b>	<b>124.39</b>
	31 March 2023	34.73	83.18	0.94	1.42	1.23	-	121.50
Capital expenditure	<b>31 March 2024</b>	<b>9.12</b>	<b>69.71</b>	<b>16.12</b>	<b>7.28</b>	<b>0.57</b>	<b>-</b>	<b>102.80</b>
	31 March 2023	11.02	97.39	0.97	14.38	1.47	-	125.23
Non cash expenditure other than depreciation and amortisation	<b>31 March 2024</b>	<b>0.07</b>	<b>1.23</b>	<b>-</b>	<b>0.07</b>	<b>0.01</b>	<b>-</b>	<b>1.38</b>
	31 March 2023	0.16	1.83	-	0.12	0.07	-	2.18

Notes to the consolidated financial statements for the year ended 31 March 2024

32. Segment reporting (Contd.)

		Rs. in crores
<b>Geographical information</b>		
<b>Revenue from external customers</b>		
– Within India	<b>31 March 2024</b>	<b>4,323.46</b>
	31 March 2023	4,151.82
– Outside India (*)	<b>31 March 2024</b>	<b>146.75</b>
	31 March 2023	65.92
<b>Total</b>	<b>31 March 2024</b>	<b>4,470.21</b>
	31 March 2023	4,217.74
<b>Non – Current assets excluding financial assets and deferred tax assets</b>		
– Within India	<b>31 March 2024</b>	<b>640.41</b>
	31 March 2023	719.32
– Outside India	<b>31 March 2024</b>	<b>24.46</b>
	31 March 2023	26.12
<b>Total</b>	<b>31 March 2024</b>	<b>664.87</b>
	31 March 2023	745.44

(\*) excluding EOU sales amounting to Rs. 3.37 crores (31 March 2023 Rs. 2.54 crores)

**NOTES :**

- The Group is primarily engaged in business of engineering (fine blanked components and stamping), home appliances, motors and steel. Accordingly the Group considers the above business segment as the primary segment. Segment revenue, segment result, segment asset and segment liabilities include the respective amount identifiable to each of the segments as also amounts allocated on reasonable basis. The expenses, which are not directly relatable to the business segment, are shown as unallocable corporate cost and grouped as “Unallocated”. Assets and liabilities that cannot be allocated between the segments are shown as unallocable corporate assets and liabilities and are grouped as “Unallocated”. These segments have been reported in the manner consistent with the internal reporting to divisional CEO's, who are the chief operating decision makers.
- The geographical information considered for disclosure are revenue within India and revenue outside India.
- The Group is not reliant on revenues from transactions with any single external customer and does not receive 10% or more of its revenues from transactions with any single external customer.

33. Leases

**Leases as a Lessee**

The Group is obligated under cancellable leases for residential, office premises, land, warehouses, etc. Total rental expense under cancellable short term operating lease amounted to **Rs. 8.38 crores** (31 March 2023: Rs. 9.49 crores).

In applying Ind AS 116 – "Leases", the Group has applied a single discount rate to a portfolio of leases with reasonably similar characteristics. The leases with remaining lease term of less than 12 months are considered as "short term leases".

Notes to the consolidated financial statements for the year ended 31 March 2024

**The movement of lease liabilities during the year is as under:-**

	As at 31 March 2024 Rs. in crores	As at 31 March 2023 Rs. in crores
Opening Balance	148.87	124.44
Addition during the year	26.78	52.80
Adjustment for leases closed / expired / terminated (Refer note 50)	(45.69)	(0.40)
Write back of liabilities no longer required (Refer note 22)	(4.12)	(0.36)
Interest expenses	12.77	12.45
Payments	(43.89)	(40.06)
Translation difference (*)	-	-
<b>Closing Balance</b>	<b>94.72</b>	<b>148.87</b>
<i>(*) current year amount represents amount less than Rs. 50,000</i>		
Current lease liabilities	29.67	28.56
Non-current lease liabilities	65.05	120.31

**The undiscounted maturity analysis of lease liabilities is as under:**

Within one year	36.65	40.25
One to five years	63.73	82.47
Five to ten years	8.89	44.47
Beyond ten year	19.57	83.67
	<b>128.84</b>	<b>250.86</b>

**Leases as a Lessor**

The Group has an operating lease arrangement for one of its office premises.

**The undiscounted minimum lease payments to be received over the remaining non-cancellable terms on an annual basis are as under:**

Term	As at 31 March 2024 Rs. in crores	As at 31 March 2023 Rs. in crores
1st year	0.10	0.10
2nd year	-	0.10

As on date there are no undiscounted minimum lease payments to be received beyond 31.03.2025

**34. Commitments**

	As at 31 March 2024 Rs. in crores	As at 31 March 2023 Rs. in crores
(i) Outstanding capital commitments for tangible assets	4.84	15.68
(ii) Outstanding capital commitments for intangible assets	1.92	0.37

Notes to the consolidated financial statements for the year ended 31 March 2024

35. Contingent Liabilities :

	As at 31 March 2024 Rs. in crores	As at 31 March 2023 Rs. in crores
Disputed sales tax matters, goods and service tax matters, excise matters, income tax matters and other matters contested in appeals.	16.68	53.30

(These disputes mostly relate to arbitrary disallowances of claims of the Group under various laws, which are under appeal. The management is of the view that these demands are not sustainable in law and is hopeful of succeeding in appeals.)

36. Related party disclosures

(A) The Group has the following related parties

<b>Investor Company :</b>	IFB Automotive Private Limited
<b>Associate Company :</b>	IFB Refrigeration Limited
<b>Key Management Personnel (KMP) :</b>	<ul style="list-style-type: none"> <li>- Mr. Bijon Bhushan Nag – Executive Chairman (demised on 28 January, 2024)</li> <li>- Mr. Bikramjit Nag – Chairman</li> <li>- Mr. Prabir Chatterjee – Director and Chief Financial Officer (last working date 31 March, 24)</li> <li>- Mr. Soumitra Goswami – AVP and advisor to Chairman’s Office (redesignated as interim Chief Financial Officer w.e.f. 01.04.2024)</li> <li>- Mr. G. Ray Chowdhury – Senior Vice-President</li> <li>- Mr. A. K. Nag – Senior President</li> <li>- Mr. Ritesh Agarwal – Company Secretary</li> <li>- Mr. Siddhartha Chatterjee – Vice-President – Real Estate and Leased Assets</li> <li>- Mr. Rajat Paul – AVP, IT</li> <li>- Ms. Smita Agarwal – General Manager – Finance, Tax and Accounts</li> <li>- Mr. Rajeev Mundhra – Head – Internal Audit</li> <li>- Mr. Subhankar Banerjee – AVP – Human Resource – Corporate</li> </ul>
	<b>Home Appliance division and motor division:</b>
	<ul style="list-style-type: none"> <li>- Mr. Rajshankar Ray – Managing Director and Chief Executive Officer</li> <li>- Mr. A. S. Negi – Executive Director and Service Business Head</li> <li>- Mr. B. M. Shetye – Senior Vice President, Technical Advisor (retires on 30.06.24)</li> <li>- Mr. Pawan Koul – Head of Goa Factory – Washing Machine Plant</li> <li>- Mr. Milind Wasudeorao Bhoyar – Head of Goa Factory – AC Plant</li> <li>- Mr. Ranjan Mohan Mathur – National Sales Head Home Appliances</li> <li>- Mr. R. Anand – Head, Motor Division</li> <li>- Mr. C.S.Govindaraj – CEO, Industrial Business &amp; Projects</li> <li>- Mr. B. Krishnamoorthy – Head Service Delivery</li> <li>- Mr. Vilas Sanjeev Kamath – Vice President – Strategic sourcing (retires on 30.06.24)</li> </ul>

Notes to the consolidated financial statements for the year ended 31 March 2024

	<b>Home Appliance division and motor division: (contd..)</b>
	- Mr. Kartik Ishwar Muchandi – Head, Finance and Accounts, Marketing
	- Mr. Ashish Singh – Head, Finance and Accounts, Goa Factory
	- Mr. Ashutosh Verma – Regional Accounts Head– South
	- Mr. Saurabh Uppal – Regional Accountant– North 1
	- Mr. Rohit Dhupar – Regional Accountant– North 2
	- Mr. Sankar Pal – Regional Manager sales – East
	- Mr. Damodar Narendra Kale – Product Head, A.C.
	- Mr. V Lakshman Kumar – Product Head – WM & Interim Head R&D – Washing Machine
	- Mr. Anthony Francis D’Souza – Product Sourcing and Imports
	- Mr. P Nandan – Manufacturing Head for W.M.
	- Ms. Tekke Cheruvat Manjima – Head Training – Sales & Service
	- Mr. Seungki Bae – Industrial Head Design
	- Mr. Hwan Myung – Head of R&D (last working date 31.03.24)
	- Mr. Jin Kim – Head, R&D, Motor Division
	- Mr. Rajan Rahi – Sales Head– Industrial Product
	- Mr. Ashok Hazra – CFO, Industrial Division
	- Mr.Sandeep Haribhau Patil – AVP – Head Channel excellence, West
	- Mr. M V Nanjundeswara Prasad – Head Ewaste Management
	- Mr. Hemant Arora – Regional Sales Manager – North1
	- Mr. Taeyun Lim – Head Electronics
	- Mr. Sandeep Tyagi – Head Sales, AC
	- Mr. Abhijit Basak – AGM, Analytics and Finance – Motor Division
	<b>Engineering division :</b>
	- Mr. P H Narayanan – Managing Director
	- Mr. Arup Das – Head Marketing (redesignated as Head of M&A and New business w.e.f. 01.04.2024)
	- Mr. Alope Kumar Sarkar – Plant Head, Fine Blanking Kolkata
	- Mr. Shantanu Chakraborty – Head of Production and Ancillary
	- Mr. Anit Kumar Ghosh – DGM Sales and Marketing
	- Mr. Arup Chatterjee – Senior Manager Business Development
	- Mr. K. R. K. Prasad – CEO, Bengaluru Plant
	- Mr. Jayanta Chanda – CFO Engineering business
	- Mr. Srinivas U – GM–Quality
	- Mr. Buragadda Jaya Panduranga Kalyan – Senior Manager Finance and Accounts
	<b>Steel division :</b>
	- Mr. Sourav Dutta – CEO Special Steel Unit

Notes to the consolidated financial statements for the year ended 31 March 2024

<b>Other related parties</b>	<ul style="list-style-type: none"> <li>– IFB Agro Industries Limited</li> <li>– IFB Agro Marine FZE (100% subsidiary of IFB Agro Industries Limited)</li> <li>– Travel Systems Limited</li> <li>– IFB Global Limited</li> <li>– IFB Appliances Limited</li> <li>– Anjali Foundation</li> </ul>
<b>Employee trusts where there is significant influence (Employee trusts):</b>	<ul style="list-style-type: none"> <li>– The IFBIL Employees' Gratuity Fund (IFBILEGF) (erst while Indian Fine Blank Limited Employees Gratuity Fund)</li> <li>– The IFBL Group Superannuation Scheme (IFBLSAF)</li> </ul>

**(B) Transactions with related parties**

		For the year ended 31 March 2024 Rs. in crores	For the year ended 31 March 2023 Rs. in crores
1	<b>Sales, service and other income</b>		
	– Investor Company	69.46	65.32
	– Associate	1.99	–
	– KMP	0.02	0.05
	– Other related parties	0.39	0.93
	<b>Total</b>	<b>71.86</b>	<b>66.30</b>
2	<b>Purchase of inventories</b>		
	– Investor Company	18.57	14.29
	– Associate	52.09	–
	– Other related parties	0.57	0.12
	<b>Total</b>	<b>71.23</b>	<b>14.41</b>
3	<b>Expenditure on other services</b>		
	– Investor Company	0.15	0.24
	– Other related parties	113.02	113.27
	<b>Total</b>	<b>113.17</b>	<b>113.51</b>
4	<b>Expenditure on corporate social responsibility</b>		
	– Other related parties	0.05	0.08
	<b>Total</b>	<b>0.05</b>	<b>0.08</b>
5	<b>Purchase of investments</b>		
	– Associate Company	–	97.00
	<b>Total</b>	<b>–</b>	<b>97.00</b>
6	<b>Purchase of duty entitlement pass book license</b>		
	– Other related parties	3.23	11.25
	<b>Total</b>	<b>3.23</b>	<b>11.25</b>
7	<b>Sale of property, plant and equipment</b>		
	– Investor Company	–	0.02
	<b>Total</b>	<b>–</b>	<b>0.02</b>

Notes to the consolidated financial statements for the year ended 31 March 2024

		For the year ended 31 March 2024 Rs. in crores	For the year ended 31 March 2023 Rs. in crores
8	<b>Purchase of property, plant and equipment</b>		
	– Associate Company ^	–	–
	<b>Total</b>	–	–
9	<b>Contribution to employees' benefit plans</b>		
	– Employee trusts	6.36	4.23
	<b>Total</b>	6.36	4.23
10	<b>Expenses recovered</b>		
	– Other related parties	–	0.06
	<b>Total</b>	–	0.06
11	<b>Remuneration</b>		
	(a) Short term benefits - KMP	45.45	47.72
	(b) Post employment benefits - KMP#	1.30	1.00
	(c) Other long term benefits - KMP#	1.91	0.18
	<b>Total</b>	48.66	48.90

^ current year amount represents amount less than Rs. 50,000

# actuarially determined

**(C) Outstanding balances with related parties**

		As at 31 March 2024 Rs. in crores	As at 31 March 2023 Rs. in crores
1	<b>Trade Receivables</b>		
	– Investor Company	22.32	32.27
	– Associate	2.31	–
	– Other related parties	0.64	0.39
	<b>Total</b>	25.27	32.66
2	<b>Security deposits given</b>		
	– Investor Company	0.50	0.50
	– Other related parties	0.08	0.08
	<b>Total</b>	0.58	0.58
3	<b>Advances given</b>		
	– Investor Company	0.44	0.44
	– Associate	19.40	–
	– KMP	0.04	0.04
	– Other related parties	7.54	0.41
	<b>Total</b>	27.42	0.89
4	<b>Loans given</b>		
	– KMP	0.05	0.06
	<b>Total</b>	0.05	0.06

Notes to the consolidated financial statements for the year ended 31 March 2024

	As at 31 March 2024 Rs. in crores	As at 31 March 2023 Rs. in crores
5 <b>Other receivables</b>		
– Employee trusts	8.60	3.90
<b>Total</b>	<b>8.60</b>	<b>3.90</b>
6 <b>Trade payables</b>		
– Investor Company	1.27	0.70
– Associate	4.83	–
– Other related parties	12.13	4.96
<b>Total</b>	<b>18.23</b>	<b>5.66</b>
7 <b>Other payables</b>		
– Employee trusts	6.52	4.18
<b>Total</b>	<b>6.52</b>	<b>4.18</b>

(D) Party-wise details of significant transactions with related parties

	For the year ended 31 March 2024 Rs. in crores	For the year ended 31 March 2023 Rs. in crores
1 <b>Sales, service and other income</b>		
– IFB Agro Industries Limited	0.28	0.93
– Travel Systems Limited	0.11	–
2 <b>Purchase of inventories</b>		
– Anjali Foundation	0.57	0.12
3 <b>Expenditure on other services</b>		
– Travel Systems Limited	13.12	16.34
– IFB Agro Marine FZE	0.60	0.28
– IFB Appliances Limited	93.20	90.66
– IFB Agro Industries Limited	0.61	0.61
– IFB Global Limited	5.49	5.18
– Anjali Foundation	–	0.20
4 <b>Expenditure on corporate social responsibility</b>		
– Anjali Foundation	0.05	0.08
5 <b>Purchase of duty entitlement pass book license</b>		
– IFB Agro Industries Limited	3.23	11.25
6 <b>Contribution to employees' benefit plans</b>		
– IFBILEGF	6.34	4.18
– IFBLSAF	0.02	0.05
7 <b>Expenses recovered</b>		
– IFB Global Limited (^)	–	–
– Travel Systems Limited	–	0.06

^ current year and previous year amount represents amount less than Rs. 50,000



Notes to the consolidated financial statements for the year ended 31 March 2024

(E) Party-wise details of significant balances with related parties

		As at 31 March 2024 Rs. in crores	As at 31 March 2023 Rs. in crores
1	<b>Trade Receivables</b> – IFB Agro Industries Limited	0.64	0.39
2	<b>Security deposits given</b> – IFB Agro Industries Limited	0.08	0.08
3	<b>Advances given</b> – IFB Agro Industries Limited – Travel Systems Limited – IFB Appliances Limited	0.39 0.65 6.50	0.41 – –
4	<b>Other receivables</b> – IFBILEGF	8.60	3.90
5	<b>Trade payables</b> – IFB Agro Marine FZE – IFB Appliances Limited – Travel Systems Limited – IFB Global Limited – Anjali Foundation*	0.10 10.37 1.01 0.65 –	– 3.68 0.82 0.46 –
6	<b>Other payables</b> – IFBILEGF – IFBLSAF**	6.52 –	4.18 –

\* current year and previous year amount represents amount less than Rs. 50,000

\*\* current year and previous year amounts represent amounts less than Rs. 50,000

37. Other information

(a) Subsidiaries consolidated in the consolidated financial statements are as under:

Name of the company	Country of incorporation	Effective voting power held by the Holding company (%) as at 31 March 2024	Effective voting power held by the Holding company (%) as at 31 March 2023
Global Automotive and Appliances Pte. Limited (GAAL)	Singapore	100.00%	100.00%
Thai Automotive and Appliances Limited (subsidiary of GAAL)	Thailand	100.00%	100.00%

The financial statements of the above subsidiaries considered in the Consolidated Accounts are drawn upto 31 March, 2024

There are no significant restrictions to access or use the assets and to settle the liabilities of the Group.

Notes to the consolidated financial statements for the year ended 31 March 2024

**(b) Investment in associate:**

Name of the company	Country of incorporation	Percentage of ownership interest (%) as at 31 March 2024	Percentage of ownership interest (%) as at 31 March 2023
IFB Refrigeration Limited	India	41.40%	44.44%

IFB Industries Limited's shareholding in IFB Refrigeration Limited as on 31.03.2024 is 41.40%. Consequently IFB Refrigeration Limited is an associate of IFB Industries Limited.

IFB Refrigeration Limited is engaged in the business of manufacturing, selling and other services related to refrigerators.

The investment in the above stated associate is measured used the equity method.

The financial statements of the above associate considered in the Consolidated Accounts are drawn upto 31 March, 2024.

Summarised financial information for IFB Refrigeration Limited:

		As at 31 March 2024 Rs. in crores	As at 31 March 2023 Rs. in crores
(i)	Current assets	103.20	82.43
(ii)	Non-current assets	358.65	341.68
(iii)	Current liabilities	112.62	45.91
(iv)	Non-current liabilities	192.48	177.28
(v)	Revenue	162.84	1.87
(vi)	Loss after tax	(59.63)	(15.16)
(vii)	Total comprehensive loss	(60.19)	(15.16)
Net assets (i)+(ii) – (iii) – (iv)		156.75	200.92
Proportion of ownership Interest in associate as at year end		64.90	89.29
Add: goodwill included in carrying amount on interest in associate		5.30	5.30
Carrying amount of interest in associate as at year end		70.20	94.59

Notes to the consolidated financial statements for the year ended 31 March 2024

**Additional information as required by Schedule III to the Companies Act, 2013**

Name of the entity		Net assets		Share in profit or loss		Share in other comprehensive income (OCI)		Share in total comprehensive income (TCI)	
		As a % of net assets	Amount (Rs. In crores)	As a % of profit or loss	Amount (Rs. In crores)	As a % of OCI	Amount (Rs. In crores)	As a % of TCI	Amount (Rs. In crores)
<b>Parent :</b>									
IFB Industries Ltd	31 March 2024	93.02%	629.11	136.78%	68.88	-304.55%	0.67	138.71%	69.55
	31 March 2023	83.84%	559.56	115.38%	17.24	49.88%	2.13	100.84%	19.37
<b>Foreign Subsidiaries:</b>									
Global Automotive and Appliances Pte. Limited (including subsidiary)	31 March 2024	2.78%	18.77	12.23%	6.16	300.00%	(0.66)	10.97%	5.50
	31 March 2023	9.53%	63.62	-0.94%	(0.14)	50.12%	2.14	10.41%	2.00
<b>Associate:</b>									
IFB Refrigeration Limited	31 March 2024	10.38%	70.20	-47.97%	(24.16)	104.55%	(0.23)	-48.64%	(24.39)
	31 March 2023	14.17%	94.59	-16.13%	(2.41)	-	-	-12.55%	(2.41)
<b>Consolidation adjustments</b>									
	31 March 2024	-6.18%	(41.75)	-1.04%	(0.52)	0.00%	-	-1.04%	(0.52)
	31 March 2023	-7.54%	(50.30)	1.69%	0.25	0.00%	-	1.30%	0.25
<b>Total</b>									
	31 March 2024	100.00%	676.33	100.00%	50.36	100.00%	(0.22)	100.00%	50.14
	31 March 2023	100.00%	667.47	100.00%	14.94	100.00%	4.27	100.00%	19.21

**38. Dues to micro, small and medium enterprises**

The Ministry of micro, small and medium enterprises has issued an office memorandum dated 26 August 2008 which recommends that the micro and small enterprises should mention in their correspondence with its customers the Entrepreneurs Memorandum Number as allocated after filing of the Memorandum in accordance with the 'Micro, Small and Medium Enterprise Development Act, 2006' ('MSMED Act, 2006'). Accordingly, the disclosure in respect of the amounts payable to such enterprises has been made in the financial statements based on the information received and available with the Group. Further, in view of the management, the impact of the interest, if any, that may be payable in accordance with the provisions of the Act is not expected to be material. The Group has not received any claim for interest from any supplier as at the balance sheet date.

		As at 31 March 2024 Rs. in crores	As at 31 March 2023 Rs. in crores
(a)	Principal amount remaining unpaid to any supplier as at the end of the accounting year		
	– On account of trade payables	32.80	45.76
	– On account of other financial liabilities (refer note 16)	1.38	-
(b)	Interest due thereon remaining unpaid to any supplier as at the end of the accounting year	-	-
(c)	Amount of interest paid under the MSMED Act, 2006, along with the amounts of the payment made to the supplier beyond the appointed day during the accounting year	-	-

Notes to the consolidated financial statements for the year ended 31 March 2024

	As at 31 March 2024 Rs. in crores	As at 31 March 2023 Rs. in crores
(d) Amount of interest due and payable for the period of delay in making payment (which have been paid but beyond the appointed day during the year) but without adding the interest specified under the MSMED Act, 2006	-	-
(e) Amount of interest accrued and remaining unpaid at the end of each accounting year	-	-
(f) Amount of further interest remaining due and payable even in the succeeding years, until such date when the interest dues above are actually paid to the small enterprise	-	-

**39. Financial instruments and related disclosures**

**i) Capital management**

The Company's capital management policy is focused on business growth and creating value for shareholders. The Company determines the amount of capital required on the basis of annual business plans and the funding needs are met through internal accruals and bank borrowings.

**ii) Categories of financial instruments**

Particulars	Note	As at 31 March 2024		As at 31 March 2023	
		Carrying value	Fair value	Carrying value	Fair value
		Rs. in crores	Rs. in crores	Rs. in crores	Rs. in crores
<b>A. Financial assets</b>					
<b>a) Measured at amortised cost:</b>					
i) Trade receivables	11	463.05	463.05	413.37	413.37
ii) Cash and cash equivalents	12	103.89	103.89	76.02	76.02
iii) Other bank balances	13	6.69	6.69	21.03	21.03
iv) Loans	6	1.00	1.00	1.11	1.11
v) Other financial assets		35.00	35.00	21.23	21.23
<b>b) Measured at fair value through Profit and Loss:</b>					
i) Investments	5	192.11	192.11	89.15	89.15
<b>c) Derivatives measured at fair value through Profit and Loss:</b>					
i) Derivatives not designated as hedges	7	5.00	5.00	9.93	9.93
<b>B. Financial liabilities</b>					
<b>a) Measured at amortised cost:</b>					
i) Term loans from banks	15	21.50	21.50	63.65	63.65
ii) Working capital buyers credit from banks	20	-	-	49.04	49.04
iii) Working capital demand loan	20	1.50	32.81	32.81	32.81
iv) Short term loan	20	2.06	32.81	2.17	2.17
v) Current maturities of long term borrowings	20	44.36	44.36	56.42	56.42
vi) Lease Liabilities		94.72	94.72	148.87	148.87
vii) Trade payables		983.24	983.24	830.33	830.33
viii) Other financial liabilities		16.89	16.89	14.25	14.25

Notes to the consolidated financial statements for the year ended 31 March 2024

Particulars	Note	As at 31 March 2024		As at 31 March 2023	
		Carrying value	Fair value	Carrying value	Fair value
		Rs. in crores	Rs. in crores	Rs. in crores	Rs. in crores
<b>b) Derivatives measured at fair value through Profit and Loss:</b>					
i) Derivative instruments not designated as hedges	16	1.36	1.36	1.60	1.60

**(iii) Financial risk management objectives**

The Group has a system-based approach to risk management, anchored to policies and procedures and internal financial controls aimed at ensuring early identification, evaluation and management of key financial risks (such as market risk, credit risk and liquidity risk) that may arise as a consequence of its business operations as well as its investing and financing activities. Accordingly, the Group's risk management framework has the objective of ensuring that such risks are managed within acceptable and approved risk parameters in a disciplined and consistent manner and in compliance with applicable regulation. It also seeks to drive accountability in this regard.

**a) Liquidity risks**

Liquidity risk refers to the risk that the Group cannot meet its financial obligations. The objective of liquid risk management is to maintain sufficient liquidity and ensure that funds are available for use as per requirements.

The Group has obtained fund and non-fund based working capital lines from banks. Furthermore, the Group has sufficient quantities of finished goods and stock-in-trade which are liquid and readily saleable. Hence the risk that the Group may not be able to settle its financial liabilities as they become due does not exist.

The following tables shows a maturity analysis of the anticipated cash flows for the Group's derivative and non-derivative financial liabilities.

**As at 31 March 2024**

	Total	Due within one year	Due after one year
	Rs. in crores	Rs. in crores	Rs. in crores
Borrowings	69.42	47.92	21.50
Lease liabilities	94.72	29.67	65.05
Trade payables	983.24	983.24	-
Other financial liabilities	16.89	16.45	0.44
Derivative financial liabilities	1.36	1.36	-
<b>Total</b>	<b>1,165.63</b>	<b>1,078.64</b>	<b>86.99</b>

**As at 31 March 2023**

	Total	Due within one year	Due after one year
	Rs. in crores	Rs. in crores	Rs. in crores
Borrowings	204.09	140.44	63.65
Lease liabilities	148.87	28.56	120.31
Trade payables	830.33	830.33	-
Other financial liabilities	14.25	13.85	0.40
Derivative financial liabilities	1.60	1.60	-
<b>Total</b>	<b>1,199.14</b>	<b>1,014.78</b>	<b>184.36</b>

## Notes to the consolidated financial statements for the year ended 31 March 2024

### b) Market risks

The Group does not trade in equities. Treasury activities, focused on managing investments in debt instruments, are decentralised and administered under a set of approved policies and procedures guided by the tenets of liquidity, safety and returns. This ensures that investments are only made within the acceptable risk parameters after due evaluation.

The Group's investments are predominantly held in debt mutual funds. Such investments are susceptible to market risks that arise mainly from changes in interest rate which may impact the return and value of such investments. Mark to market movements in respect of these investments are measured at fair value through Profit and Loss.

Fixed deposits are held with highly rated banks and generally have a short tenure and are not subject to interest rate volatility.

The Group has short-term borrowings which are generally not susceptible to interest rate volatility since they are for short tenure. Long term loans from banks are at highly competitive rates. Hence interest rate fluctuations on borrowings does not affect the Company significantly.

### c) Foreign currency risk

The Group undertakes transactions denominated in foreign currency (mainly US Dollar, Euro, RMB, THB, JPY, SGD and AED) which are subject to the risk of exchange rate fluctuations.

The carrying amount of foreign currency denominated financial assets and liabilities, are as follows:

	As at 31 March 2024		As at 31 March 2023	
	Financial Assets	Financial Liabilities	Financial Assets	Financial Liabilities
	Rs. in crores	Rs. in crores	Rs. in crores	Rs. in crores
USD	1.76	132.37	0.36	192.84
Euro	0.68	29.37	0.97	12.65
RMB	0.03	66.63	-	42.54
JPY	-	0.07	-	0.08
SGD	0.22	0.62	0.24	1.02
<b>Total</b>	<b>2.69</b>	<b>229.06</b>	<b>1.57</b>	<b>249.13</b>

The Group uses forward exchange contracts and currency swaps to hedge its exposure in foreign currency.

#### i) Forward exchange contracts / Currency swaps that were outstanding for financial liabilities and firm commitments as at the end of respective reporting dates:

Particulars	No. of contracts	USD (crores)	No. of contracts	Euro (crores)	No. of contracts	RMB (crores)	No. of contracts	JPY (crores)
As at 31 March 2024	84	1.76	25	0.32	120	6.71	1	0.92
As at 31 March 2023	99	2.61	15	0.14	66	4.83	-	-

The aforesaid forwards / currency swaps have a maturity before 1 October, 2024

Notes to the consolidated financial statements for the year ended 31 March 2024

ii) **Unhedged foreign currency exposure (excluding derivatives) as at the end of the respective reporting dates:**

	As at 31 March 2024		As at 31 March 2023	
	Financial Assets	Financial Liabilities	Financial Assets	Financial Liabilities
USD in crores	0.02	–	(*)	–
Rs. in crores	1.76	–	0.36	–
EURO in crores	0.01	0.01	0.01	–
Rs. in crores	0.68	0.91	0.97	–
JPY in crores	–	–	–	0.12
Rs. in crores	–	–	–	0.08
RMB in crores	(*)	–	–	–
Rs. in crores	0.03	–	–	–
SGD in crores	(*)	0.01	(*)	0.01
Rs. in crores	0.22	0.62	0.24	1.02
<b>Total Rs. in crores</b>	<b>2.69</b>	<b>1.53</b>	<b>1.57</b>	<b>1.10</b>

\* represents amounts less than 50,000 in the respective currencies

iii) **Foreign currency sensitivity**

For every percentage point change in the underlying exchange rate of the outstanding foreign currency denominated assets and liabilities, holding all other variables constant, the profit before tax would change by **Rs. 2.27 crores** for the year ended **31 March 2024** (31 March 2023: Rs 2.48 crores).

d) **Credit risk**

Credit risk arise from the possibility that the counter party may not be able to settle their obligations. Financial instruments that are subject to such risk primarily consists of investments, trade receivables, bank deposits, loans, derivative instruments and other financial assets.

Bank deposits are primarily held with highly rated and different banks.

The Group's customer base is large and diverse limiting the risk arising out of credit concentration. Further the credit is extended in business interest in accordance with guidelines issued centrally and business-specific credit policies that are consistent with such guidelines. Exceptions are managed and approved by appropriate authorities after due consideration of the counter parties credentials and financial capacity, trade practices and prevailing business and economic conditions.

The Group's historical experience of collecting receivables and the level of default indicates that the credit risk is low and generally uniform across markets. Loss allowances are recognised where considered appropriate by the management.

The movement of allowance for doubtful advances and receivables is as under:-

	As at 31 March 2024 Rs. in crores	As at 31 March 2023 Rs. in crores
<b>Balance at beginning of the year</b>	<b>1.99</b>	<b>2.01</b>
Provision recognised in the year	0.58	0.28
Amounts written off during the year as uncollectible	(0.13)	(0.24)
Amounts recovered during the year	(0.09)	(0.06)
Provisions written back	–	–
<b>Balance at end of the year</b>	<b>2.35</b>	<b>1.99</b>

Other than financial assets mentioned above, none of the Company's financial assets are either impaired or past due, and there were no indications that defaults in payment would occur.

Notes to the consolidated financial statements for the year ended 31 March 2024

e) **Fair value hierarchy**

The following table provides an analysis of financial instruments that are measured subsequent to initial recognition at fair value and have been grouped into Level 1, Level 2 and Level 3 below:

		Fair value hierarchy (Level)	Fair Value	
			As at 31 March 2024	As at 31 March 2023
			Rs. in crores	Rs. in crores
<b>A.</b>	<b>Financial Assets</b>			
	<b>a) Measured at FVTPL:</b>			
	Investment in mutual funds	1	192.11	89.15
	Investment in equity instruments (other than subsidiary)	2	0.66	2.25
	<b>b) Derivatives measured at FVTPL:</b>			
	Derivatives not designated as hedges	2	5.00	9.93
<b>B.</b>	<b>Financial Liabilities</b>			
	<b>a) Derivatives measured at FVTPL:</b>			
	Derivatives not designated as hedges	2	1.36	1.60

40. The Group has disaggregated revenues from contract with customers for the year by the type of goods and services. The Group believes that this disaggregation best depicts how the nature, amount, timing and uncertainty of revenues and cash flows are affected by industry, market and other economic factors. Refer note 21 for revenue disaggregation.

The following table includes revenue expected to be recognised in the future related to annual maintenance contracts and extended warranty services and advance from customers.

	Year ended 31 March 2025	Year ended 31 March 2026	Year ended 31 March 2027	Year ended 31 March 2028	Beyond 31 March 2028
	Rs. in crores	Rs. in crores	Rs. in crores	Rs. in crores	Rs. in crores
Income received in advance on annual maintenance contracts	61.25	8.10	0.12	0.04	-
Income received in advance on extended warranty services	9.83	7.93	4.97	3.90	5.36
Advance from customers	54.62	-	-	-	-
	<b>125.70</b>	<b>16.03</b>	<b>5.09</b>	<b>3.94</b>	<b>5.36</b>

The Group recognized revenue of **Rs. 83.29 crores** (31 March 2023 : Rs. 71.58 crores) arising from contract liability balances comprising of income received in advance on annual maintenance contracts and extended warranty services and advance from customers at the beginning of the year.

The below table shows the movement of income received in advance on annual maintenance contracts and extended warranty services and advance from customers.

	As at 31 March 2024 Rs. in crores	As at 31 March 2023 Rs. in crores
<b>Opening Balance</b>	<b>113.63</b>	90.97
Progress billing during the year	4,369.66	4,116.35
Less: Revenue recognised during the year	4,327.17	4,093.69
<b>Closing Balance</b>	<b>156.12</b>	113.63



Notes to the consolidated financial statements for the year ended 31 March 2024

Invoicing in excess of revenues from sale of services are classified as "Income received in advance on annual maintenance contracts and extended warranty services" and Invoicing in excess of revenues from sale of goods are classified as "Advance from customers" in note no 17.

**41. Ratios:**

		As at 31 March 2024	As at 31 March 2023
1	Current ratio (no of times)	1.14	1.09
2	Debt-equity ratio (no of times) <sup>a</sup>	0.10	0.31
3	Debt service coverage ratio(no of times) <sup>b</sup>	3.68	2.25
4	Return on equity ratio(%) <sup>c</sup>	7.02	2.24
5	Inventory turnover ratio (no of days)	36	41
6	Trade receivables turnover ratio (no of days)	40	38
7	Trade payables turnover ratio (no of days)	284	283
8	Net capital turnover ratio(no of times) <sup>d</sup>	25.16	38.88
9	Net profit ratio(%) <sup>e</sup>	1.13	0.35
10	Return on capital employed(%) <sup>e</sup>	10.84	6.37
11	Return on investment (%) <sup>f</sup>	7.80	5.92

**Reasons where the change in the ratios is more than 25% as compared to preceding years:**

- a) Debt-equity ratio has reduced due to repayments of borrowings and increase in equity (mainly attributable to profit for the year).
- b) Earnings before depreciation, interest and tax (EBDITA) has increased due to higher income and decrease in material cost as a % of income. EBDITA being the numerator for the debt service coverage ratio, hence the increase in the ratio.
- c) The ratios have been impacted due to increase in profits for the year for reasons stated in (b) above.
- d) The increase in working capital for the period is more than the increase in sales and service income (both in no of times), hence the ratio has decreased.
- e) Capital employed has not changed significantly, however earnings before interest and tax has increased for reasons stated (b) above.
- f) There has been a fall in average current investment for the year. This being the denominator for the return on investment. Hence the increase in the ratio.

**Items included in numerator and denominator:**

		Numerator	Denominator
1	Current ratio	Current assets	Current liabilities
2	Debt-equity ratio	Total debt	Shareholders equity
3	Debt service coverage ratio	Earnings before depreciation, interest and tax	Finance cost on borrowings + Principal repayments of loans
4	Return on equity ratio	Net (loss) / profit after tax	Shareholders equity

Notes to the consolidated financial statements for the year ended 31 March 2024

		<b>Numerator</b>	<b>Denominator</b>
5	Inventory turnover ratio (no of days)	Gross sales of product	Closing inventory
6	Trade receivables turnover ratio (no of days)	Net sales	Closing trade receivables
7	Trade payables turnover ratio (no of days)	Net purchases	Closing trade payable for goods
8	Net capital turnover ratio	Net sales and service income	Working capital
9	Net profit ratio	Net profit after tax	Total Income
10	Return on capital employed	Earnings before interest and tax	Capital employed
11	Return on investment	Net gain/loss arising on current investments measured at FVTPL + Net gain on disposal of current investment	Average current investments

42. Trade payables ageing

Rs. Crores

Particulars	As at 31 March, 2024					Total
	Not Due	Less than 1 year	1-2 years	2-3 years	More than 3 years	
<b>Undisputed trade payables:</b>						
Dues of micro enterprises and small enterprises	2.72	30.08	-	-	-	32.80
Dues of creditors other than micro enterprises and small enterprises	15.13	930.66	1.48	1.37	1.80	950.44
<b>Disputed trade payables:</b>						
Dues of micro enterprises and small enterprises	-	-	-	-	-	-
Dues of creditors other than micro enterprises and small enterprises	-	-	-	-	-	-
	<b>17.85</b>	<b>960.74</b>	<b>1.48</b>	<b>1.37</b>	<b>1.80</b>	<b>983.24</b>

As on 31st March 2023, trade payables includes Rs. 15.67 crores for liabilities under supplier financing. The weighted average of which have extended the settlement of original payable to 87 days after physical supply and are due for settlement with 47 days after the year end.

Notes to the consolidated financial statements for the year ended 31 March 2024

Rs. Crores

Particulars	As at 31 March, 2023					Total
	Not Due	Less than 1 year	1-2 years	2-3 years	More than 3 years	
<b>Undisputed trade payables:</b>						
Dues of micro enterprises and small enterprises	-	45.76	-	-	-	45.76
Dues of creditors other than micro enterprises and small enterprises	5.01	769.45	3.63	0.24	6.24	784.57
<b>Disputed trade payables:</b>						
Dues of micro enterprises and small enterprises	-	-	-	-	-	-
Dues of creditors other than micro enterprises and small enterprises	-	-	-	-	-	-
	<b>5.01</b>	<b>815.21</b>	<b>3.63</b>	<b>0.24</b>	<b>6.24</b>	<b>830.33</b>

As on 31st March 2023, trade payables includes Rs. 0.88 crores for liabilities under supplier financing. The weighted average of which have extended the settlement of original payable to 61 days after physical supply and are due for settlement with 48 days after the year end.

The Group has entered into supplier financing arrangement to ensure easy access of credit to its supplier. The arrangement is mostly operating in nature as the financing element in the transaction is insignificant and the time frame in the financing arrangement is mostly consistent with the supplier terms available to the Company. The amount payable w.r.t. such supplier financing is classified as trade payables.

43. As per the E-Waste (Management) Rules, 2016, as amended, Companies dealing in certain categories of products as specified in Schedule-I therein are required to undertake Extended Producer Responsibility (EPR) for its end-of-life products. The obligation for a financial year is measured based on sales made in the preceding 9th/10th year and the Group has met its obligations for the current year. In accordance with Appendix B of Ind AS 37, 'Provisions, Contingent Liabilities and Contingent Assets', the Group will have an e-waste obligation for future years, only if it participates in the market in those years.
44. No proceedings have been initiated or is pending against the Group for holding any benami property under the 'Benami Transactions (Prohibition) Act, 1988 (45 of 1988) and rules made thereunder.
45. The Group has not been declared a wilful defaulter by any banks.
46. Balance outstanding with nature of transaction with struck off companies as per section 248 of the Companies Act, 2013

Name of struck off company	Nature of transactions with struck – off companies	Balance as at 31st March 2024 (Rs. In crores)	Relationship with struck-off companies
Sutek Systems (India) Private Limited	Trade payables	(*)	None
Fortis Hospital Management Limited	Trade payables	(*)	None
Arrow18 Corporate Solutions Private Limited	Trade payables	0.1	None
Pure Logistics Private Limited	Trade payables	0.07	None
KVR Warehousing & Logistics (India) Private Limited	Trade payables	0.01	None
Just Dial Global Private Limited	Advance for goods and services	(*)	None

(\*) amount less than Rs. 50,000

## Notes to the consolidated financial statements for the year ended 31 March 2024

47. The Group has complied with the number of layers prescribed under (87) of section 2 of the Companies Act, 2013 read with the Companies (Restriction on number of Layers) Rules, 2017.
48. All transactions have been recorded in the books of accounts and there are no unrecorded income that have been disclosed during the year in the tax assessments under the Income Tax Act, 1961. Moreover there are no unrecorded income and related assets pertaining to previous years.
49. The Group has not traded or invested in Crypto Currency or Virtual Currency during the financial year.
50. The Bangalore factory of Engineering Division at Malur is situated on a leased premises. In the current year, in view of the anticipated increase in volume of business in near future, the Holding Company decided to acquire a plot of land at Malur and construct a factory with adequate infrastructure including deploying robotics to absorb the anticipated workload. The Board of Directors in its meeting held on 2nd November 2023 accorded approval to buy a land with a capital outlay of around Rs. 48.00 crores.  

The existing leasing agreement at Malur, has a termination clause, which provides that the lessee (Holding Company) can terminate the said agreement without cause by giving three months written notice to the lessor expressing its intention to terminate the lease deed. The Holding Company has decided to exercise the same and discontinue the lease arrangement at Malur by March 2026 and shift to new location.

Consequent to the above decision for short closing the lease arrangement the Group has given effect of the same in the financials for FY 23-24 as per INDAS 116 and accordingly the lease liability is remeasured and an amount of Rs. 43.59 crore is recorded as an adjustment to the right-of-use asset, while the excess of lease liability over right-of-use asset of Rs. 4.12 crore is included under 'Other Income' in the Statement of Profit and loss.
51. The consolidated financial statements were approved by the Board of Directors on 28 May 2024.



(TEAR HEAR)



# IFB INDUSTRIES LTD.

CIN: L51109WB1974PLC029637

Registered Office: 14 Taratolla Road, Kolkata -700 088

Tel: 91 33 30489299, Fax: 91 33 30489230, E-mail: investors@ifbglobal.com

Website: www.ifbindustries.com

## PROXY FORM – MGT -11

[Pursuant to Section 105(6) of the Companies Act, 2013 and Rule 19(3) of the Companies (Management and Administration) Rules, 2014]

### Annexure to the Notice dated 27th June, 2024 of the 48th Annual General Meeting to be held on 29th July, 2024

Name of the Member(s) : .....

Registered Address : .....

E-mail ID : .....

Registered Folio / Client ID : ..... DP ID : .....

No. of Equity Share(s) held : .....

I / We, being the member(s), holding ..... shares of abovementioned Company hereby appoint :

- (1) Name ..... Address .....  
 E-mail ID ..... Signature ..... or failing him / her;
- (2) Name ..... Address .....  
 E-mail ID ..... Signature ..... or failing him / her;
- (3) Name ..... Address .....  
 E-mail ID ..... Signature .....

as my/our proxy to attend and vote through electronic mode for me/us and on my/our behalf at the **48th Annual General Meeting** of the Company, to be held on Monday, the 29th day of July, 2024 at 10:00 A.M. at the Club EcoHub, Eco Space Business Park, Plot No. IIF/11, Action Area-II, Rajarhat, Newtown, Kolkata-7000160 and at any adjournment thereof in respect of all such resolutions as are indicated below:

Resolution Number	Description
<b>Ordinary Business</b>	
1.	To receive, consider and adopt the Audited Standalone Financial Statements of the Company for the year ended March 31, 2024, including the audited Balance Sheet as at March 31, 2024, the statement of Profit and Loss for the year ended on that date and the reports of the Board of Directors and Auditors' thereon.
2.	To receive, consider and adopt Audited Consolidated Financial Statements of the Company for the year ended March 31, 2024 and the Report of the Auditors thereon.
3.	To appoint a Director in place of Mr. Rajshankar Ray (DIN: 03498696), who retires by rotation and being eligible, offers himself for re-appointment as a Director.
4.	To appoint a Director in place of Mr. Sudip Banerjee (DIN: 05245757), who retires by rotation and being eligible, offers himself for re-appointment as a Director.
5.	To appoint M/s Price Waterhouse & Co Chartered Accountants LLP, Chartered Accountants, having Firm Registration No. 304026E/E-300009 as Statutory Auditors of the for a period of 5 consecutive years from the conclusion of the 48th Annual General Meeting till the conclusion of the 53rd Annual General Meeting. (Ordinary Resolution)
<b>Special Business</b>	
6.	To ratify the remuneration of M/s Shome & Banerjee, Cost Accountants (Firm Registration Number - 000001) as Cost Auditor of the Company, appointed to conduct the audit of the cost records maintained by the Company for the Financial Year ending March 31, 2025 (Ordinary Resolution)

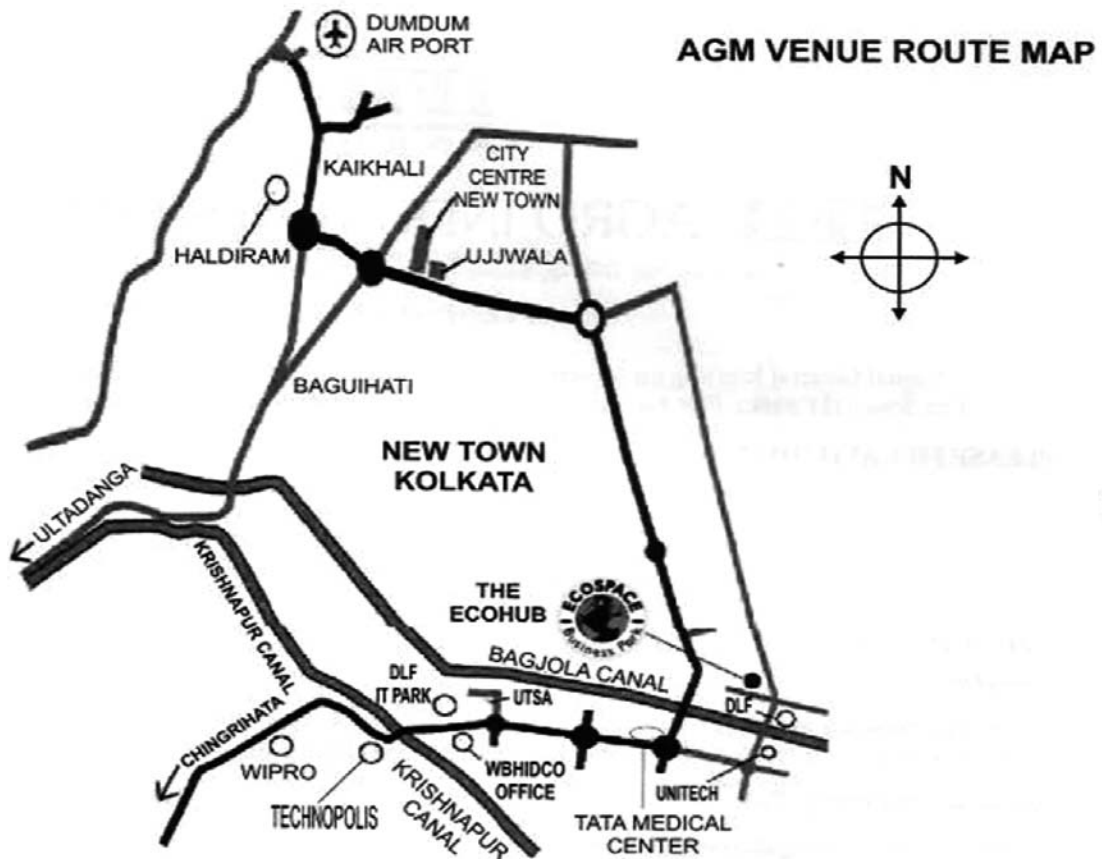
Signed this ..... day of ....., 2024.

Signature of Shareholder(s) .....

Signature of Proxy holders(s) .....

**Affix  
Re.1/-  
Revenue  
Stamp**

- Note :**
- This form of proxy in order to be effective should be duly completed and deposited at the Registered Office of the Company, not less than 48 hours before the commencement of the meeting.
  - For the Resolutions and Notes, please refer to the Notice of the Annual General Meeting dated 27th June, 2024. Please complete all details including details of member(s) in above box before submission.
  - A person can act as Proxy on behalf of Members not exceeding fifty (50) and holding in the aggregate not more than 10% of the total Paid up Share Capital of the Company. In case a proxy is proposed to be appointed by a Member holding more than 10% of the Paid-up Share Capital of the Company, then such proxy shall not act as a proxy for any other person or Member.



**Venue Address :**

Club Ecohub, Ecospace Business Park, Plot No. IIF/11,  
Action Area II, Rajarhat, New Town, Kolkata - 700 160

**Route from Salt Lake :**

Cross Technopolis, DLF, Home Town, Techno India College, Tata Memorial Hospital and before hitting Bengal Unitech, turn left, cross the flyover and reach Ecospace.

**Route from Airport :**

Cross Space Town residence flyover, cross New Town City Centre, go straight and turn left, go straight till Narkel Bagan and turn left, cross Techno India College, Tata Memorial Hospital and before hitting Bengal Unitech, turn left and cross the flyover and reach Ecospace.

(TEAR HEAR)



IFB INDUSTRIES LTD.

CIN: L51109WB1974PLC029637

Registered Office: 14 Taratolla Road, Kolkata -700 088

Tel: 91 33 30489299, Fax: 91 33 30489230, E-mail: investors@ifbglobal.com

Website: www.ifbindustries.com

ATTENDANCE SLIP

Annexure to the Notice dated 27th June, 2024 of the 48th Annual General Meeting to be held on 29th July, 2024

Name of the Member(s) : .....

Registered Address : .....

.....

.....

E-mail ID : .....

Registered Folio / Client ID : ..... DP ID : .....

No. of Equity Share(s) held : .....

I/We hereby record my/our presence at the 48th Annual General Meeting of the Company held on Monday, the 29th July, 2024 at 10.00 A.M. at Club EcoHub, Eco Space Business Park, Plot No. IIF/11, Action Area-II, Rajarhat, New Town, Kolkata - 700 160.

.....

Member's/ Proxy's name in Block Letters

.....

Member's/ Proxy's Signature

Note: Please complete the Name, Address and Folio/ DP ID & Client ID No., sign this Attendance Slip and hand it over at the Attendance Verification Counter at the entrance of the Meeting Hall.

ELECTRONIC VOTING PARTICULARS		
EVEN (E - Voting Event Number)	User ID	Password
129072		

Note: Please read carefully the instructions printed under the Note No. 18 to the Notice of 48th Annual General Meeting dated 29th July, 2024. The e-Voting period starts from 9:00 A.M. on 26th July, 2024 and ends at 5:00 P.M. on 28th July, 2024. At the end of the e-Voting period, the portal where the votes are cast shall forthwith be blocked by NSDL.






# ULTRAMILES

HI-PERFORMANCE

Precision  
at High Speed  
FINE BLANKING



ISO 9001:2008  
Certified Company

FOR MORE INFORMATION, PLEASE CONTACT CUSTOMER CARE  
E [ultramiles@ifbglobal.com](mailto:ultramiles@ifbglobal.com) P +91 80 3058 9620

OVER  
**7 MILLION**  
SATISFIED CUSTOMERS



Microwave Oven

Built-in-Oven

Dishwasher

DC & FF Refrigerators

Chimney | Built-in-Hob

Top Load

Front Load

100% Clothes Dryer

Air Conditioner

If undelivered please return to

**IFB**

IFB Industries Limited

Plot No IND-5, Sector 1, East Kolkata Township, Kolkata 700107