



Ref. No.: NCCL/ Regulation 30/2024

Date : November 7, 2024

National Stock Exchange of India Ltd

Exchange Plaza, C-1, Block G

Bandra – Kurla Complex

Bandra (E)

MUMBAI - 400 051.

Symbol: NCC

BSE Limited

Phiroze Jeejeebhoy Towers

Dalal Street,

Fort

M U M B A I – 400 001.

Code: 500294

Dear Sir(s),

Sub: Presentations for Analyst/ Investor Conference call on the Un-Audited financial Results for the Second Quarter and Half year ended September 30, 2024.

Pursuant to Regulations 30 of the SEBI (Listing Obligations and Disclosure Requirements) Regulations, 2015 and with reference to our letter dated November 4, 2024, please find enclosed presentation for Analyst/ Investor Conference call on the Un-Audited financial Results for the Second Quarter and Half year ended September 30, 2024 scheduled to be held today at 5.00 PM (IST).

The presentation being uploaded on the website of the Company at <https://www.ncclimited.com/analyst-column.html>.

We request you to please take the same on record.

Thanking you,

Yours sincerely,

For NCC Limited

Sisir K Mishra

Company Secretary

Encl: as above



NCC LIMITED
INVESTOR PRESENTATION
November 07, 2024



Financial
Resilience,
Sustainable
Growth

Disclaimer

This presentation contains certain forward looking statements concerning NCC's future business prospects and business profitability, which are subject to a number of risks and uncertainties and the actual results could materially differ from those in such forward looking statements.

The risks and uncertainties relating to these statements include, but are not limited to, risks and uncertainties regarding fluctuations in earnings, our ability to manage growth, competition (both domestic and international), economic growth in India and ability to attract and retain highly skilled professionals, time and cost over runs on contracts, our ability to manage operations, government policies and actions with respect to investments, fiscal deficits, regulations and geopolitical risks, interest and other fiscal costs generally prevailing in the economy etc. Past performance of the company may not be indicative of future performance.

The company does not undertake to make any announcement in case any of these forward-looking statements become materially incorrect in future or update any forward looking statements made from time to time by or on behalf of the company.

COMPANY OVERVIEW

4

FINANCIALS


9

PROJECTS SNAPSHOT

20

MAJOR PROJECTS

22





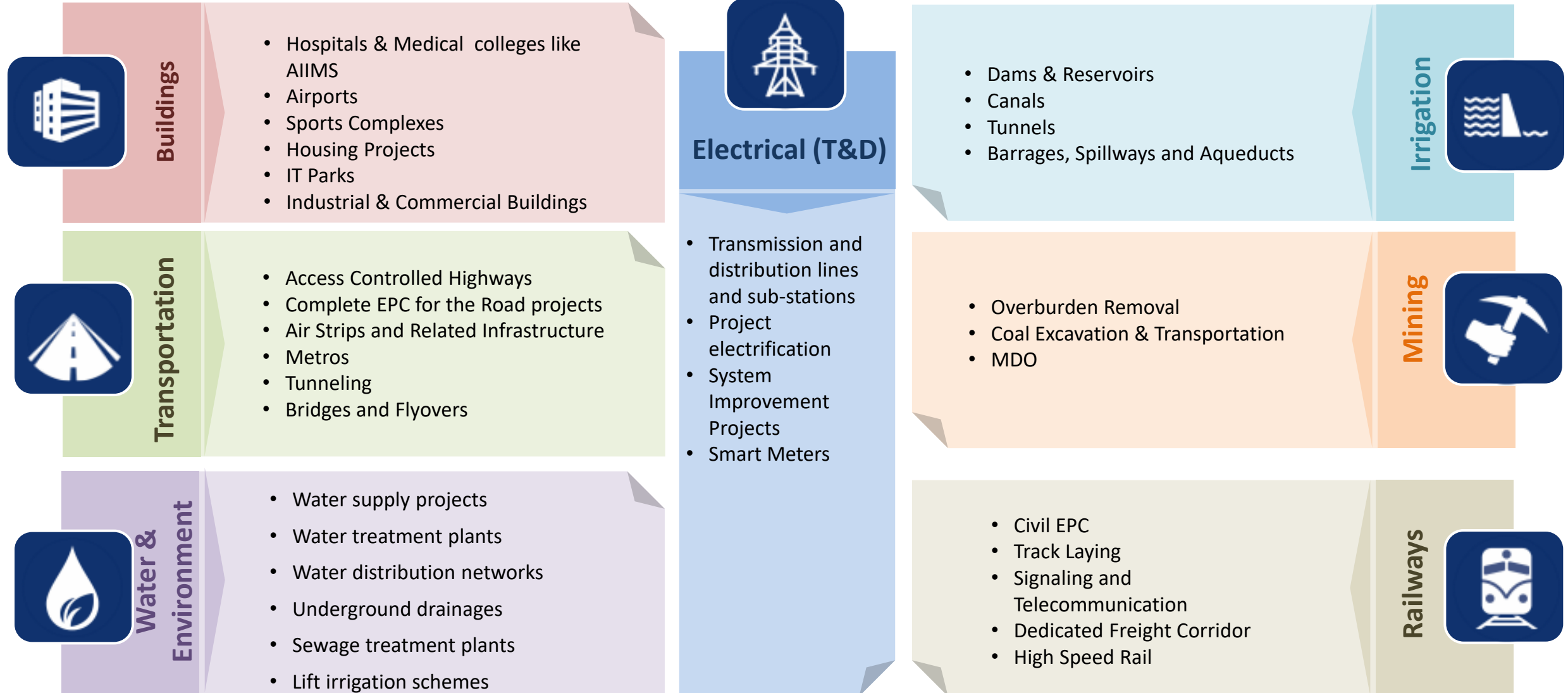
Company Overview

Amrut Nandyal
WSP

Company Overview



Company Overview: Business Verticals



Company Overview: Group Structure

S. No.	Particulars	Q2FY25 Revenue Mix
1	Construction	
	i) NCC Limited	85%
	ii) Pachhwara Coal Mining Private Limited	13%
2	Real Estate	
	i) NCC Urban Infrastructure Limited	2%
3	Others	
	i) BOT Roads	-
	Total	100%

Company Overview: Client List



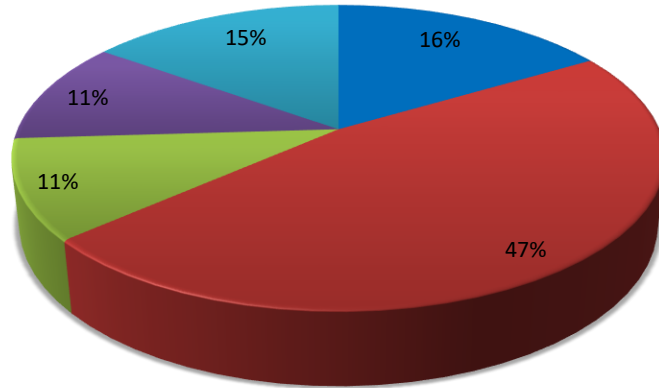


Financials

Rubbar Dam

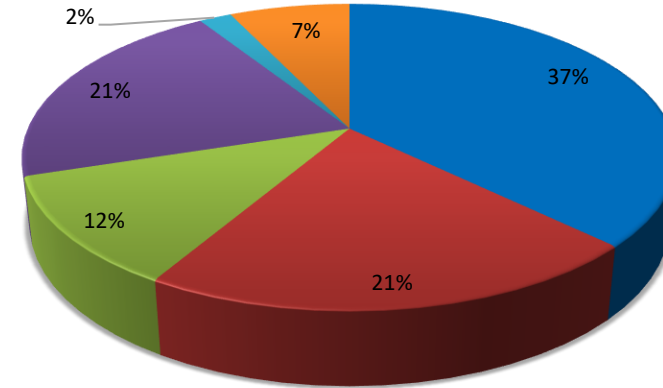
Financials: Order Book & Revenue mix (Q2FY25)

Order Inflow Q2FY25 Rs. 4,760 Cr



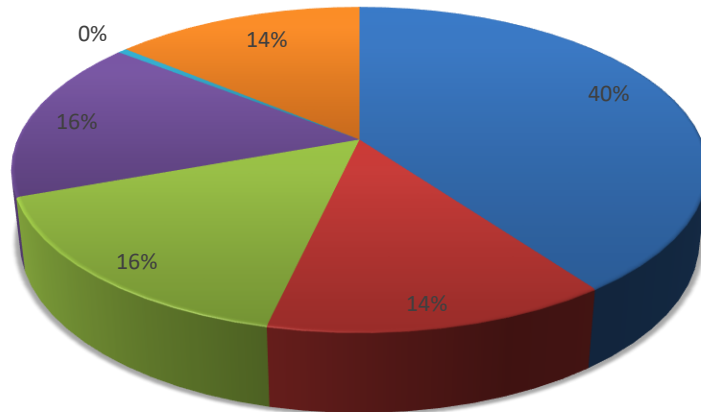
Buildings Transportation Water & Railways Electrical (T&D) Irrigation & Others

Division Wise Order Book Q2FY25 Rs.52,370 Cr



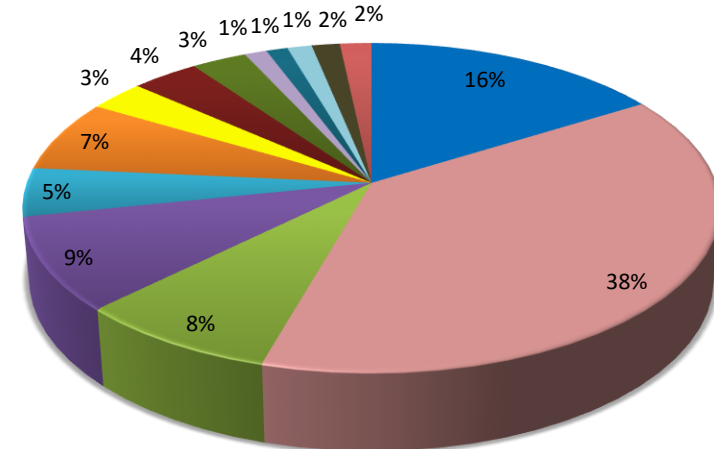
Buildings Transportation Water & Railways Electrical (T&D) Irrigation & Others Mining

Order Execution Q2FY25 Rs 5,017 Cr



Buildings Transportation Water+Railways Electrical (T&D) Irrigation & Others Mining

State wise Order Book Q2FY25 Rs. 52,370 Cr



Uttar Pradesh Maharashtra Karnataka Jharkhand Andhra Pradesh
 Bihar Odisha Haryana Telangana MP
 J&K Assam Gujarat Other states

Key Financial Nos: Q2FY25 (Standalone)

Order Book

Rs **48,028** crore



Revenue

Rs **4480** crore

3.9% Y-o-Y



EBIDTA

Rs **401** crore

9.0% of Revenue



Profit after Tax

Rs **161** crore

3.6% of Revenue



Earnings per Share

Rs **2.55**



Net Debt

Rs **1,624** crore



Key Financial Nos: Q2FY25 (Consolidated)

Order Book

Rs **52,370** crore



Revenue

Rs **5,224** crore

10.1% Y-o-Y



EBIDTA

Rs **443** crore

8.5% of Revenue



Profit after Tax

Rs **163** crore

3.1% of Revenue



Earnings per Share

Rs **2.60**



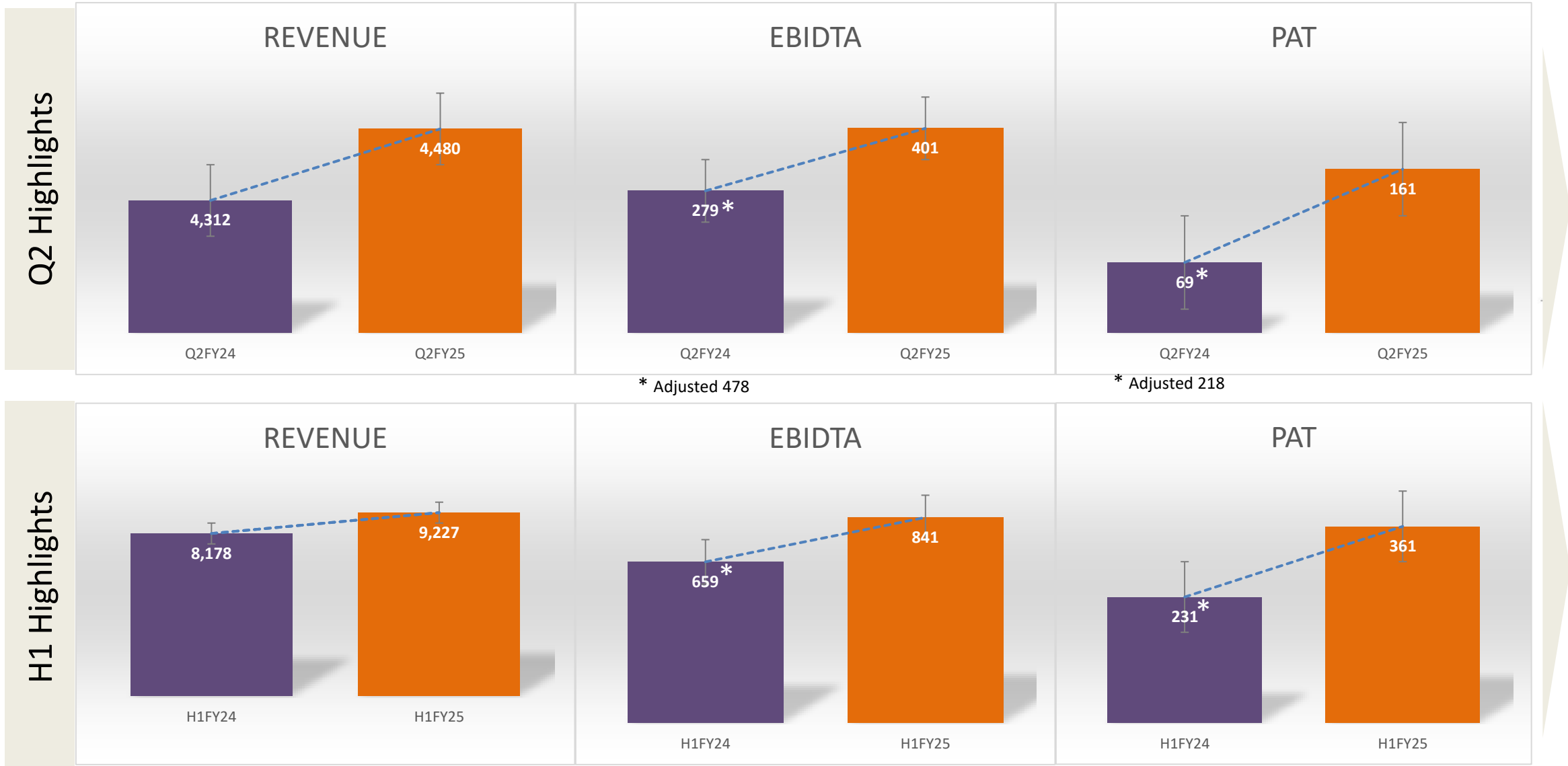
Net Debt

Rs **1,528** crore



Financials: Q2 & H1 (Standalone)

Rs. Crore



* Adjusted 478

* Adjusted 218

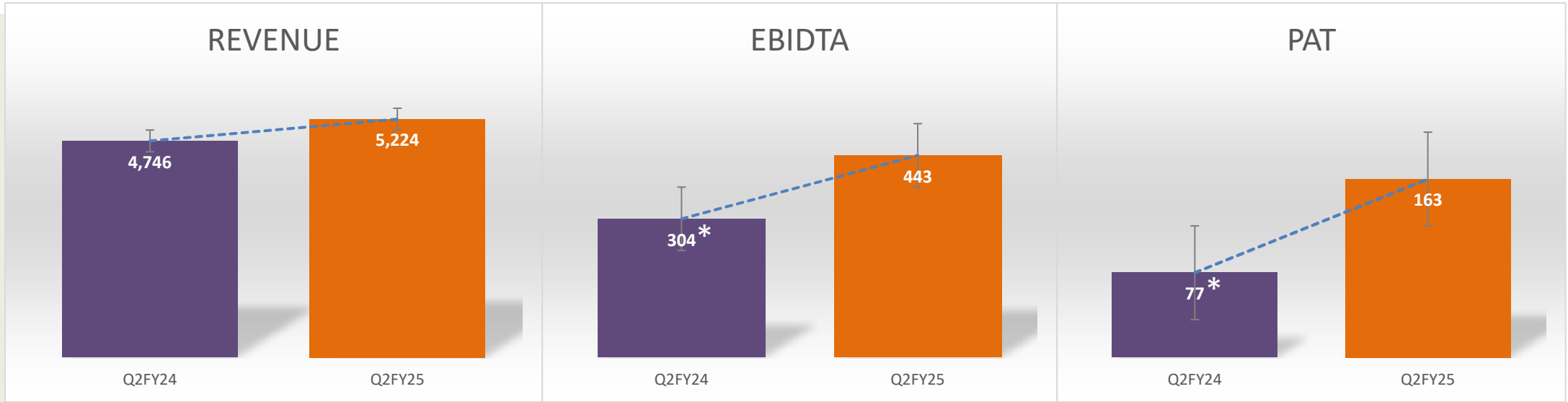
* Adjusted 858

* Adjusted 380

Financials: Q2 & H1 (Consolidated)

Rs. Crore

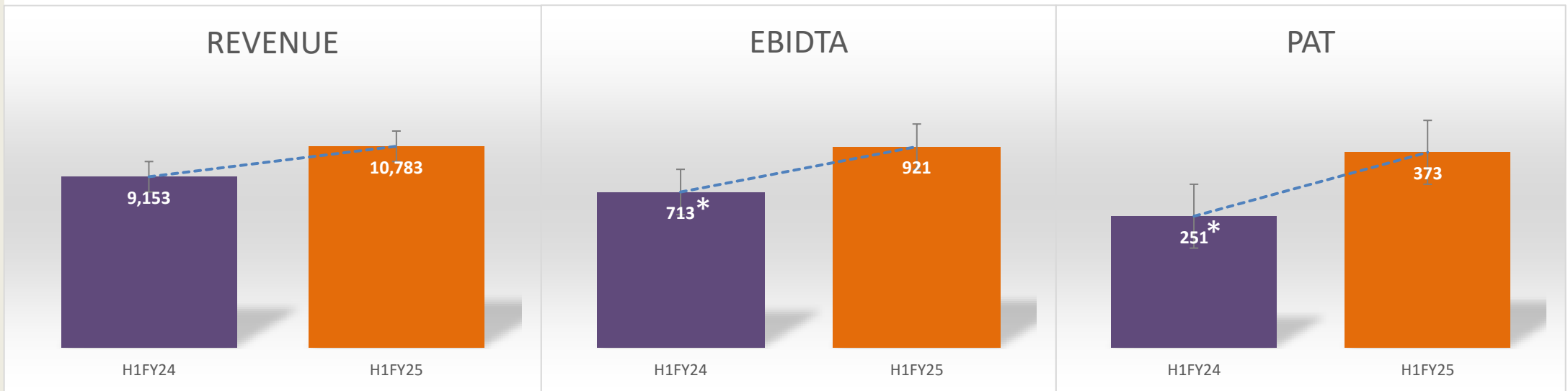
Q2 Highlights



* Adjusted 503

* Adjusted 226


H1 Highlights



* Adjusted 912

* Adjusted 400

Financials: SPV - Pachhwara Coal Mining



Activity	Mine Developer & Operator (MDO)
Operative Since	12 Dec 2018
Presently Operating @	Pachhwara North Coal Block, Pakur District, Jharkhand
NCC Share in SPV (%)	51%
Client	West Bengal Power Development Corporation Ltd (WBPDCL)
Project Duration	30 years
Project Cost	Initial Value - Rs 30,000 crore, increased to Rs 50,000 crore at current Price
Rated Capacity	Achieved rated capacity of 15 million tonne per annum (MTPA) in FY23
Revenue (H1FY25)	Rs 1350 Crore
PBT (H1FY25)	Rs 53 Crore

Financials: Subsidiary Companies - NCC Urban

T&C apply*

ARTISTIC IMPRESSION

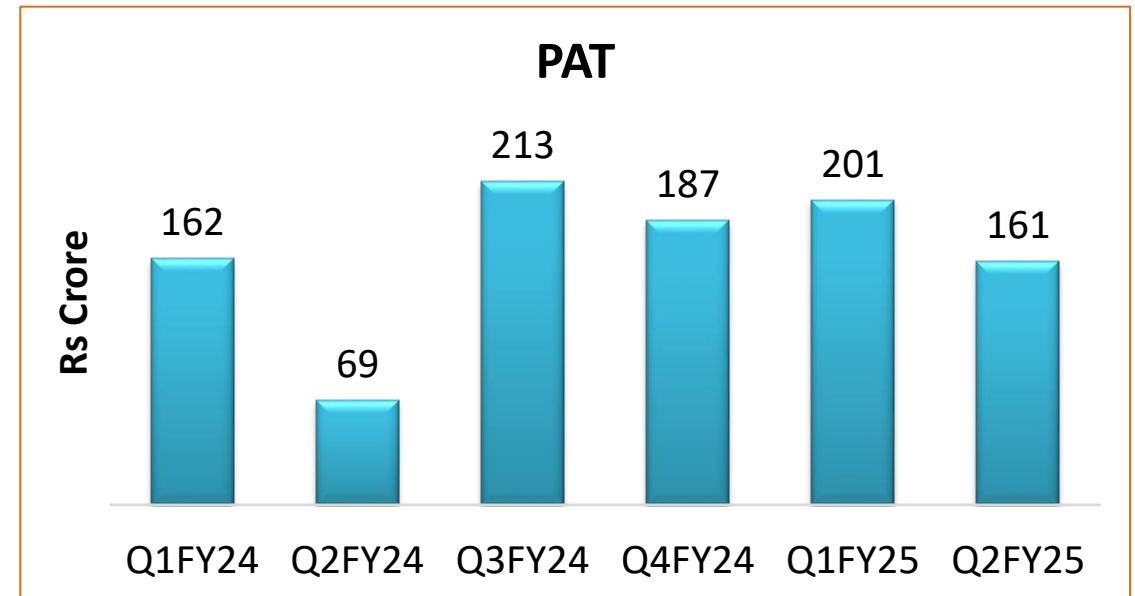
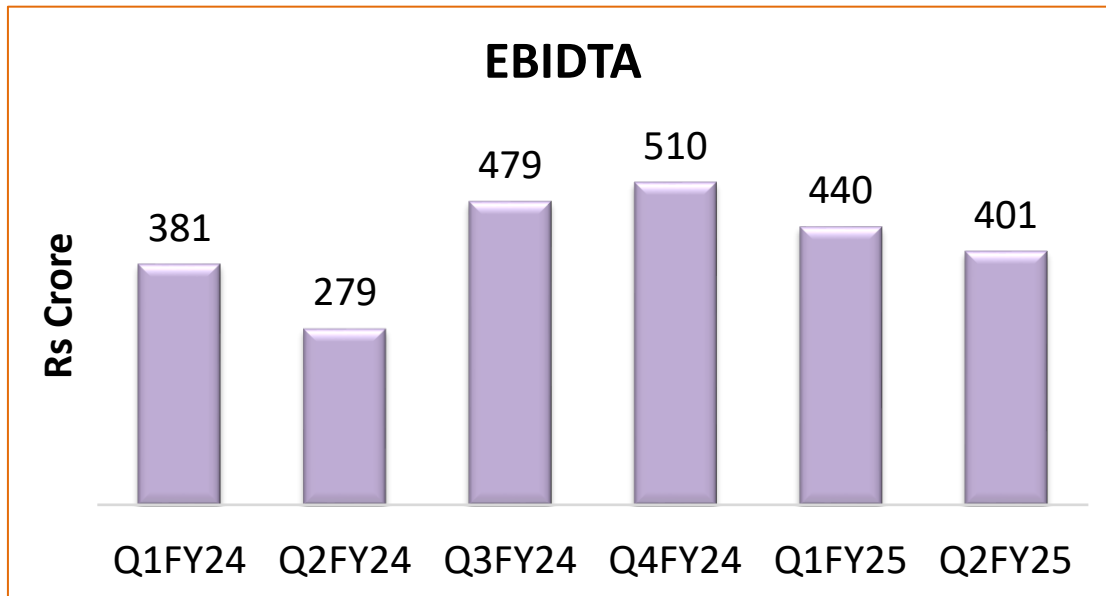
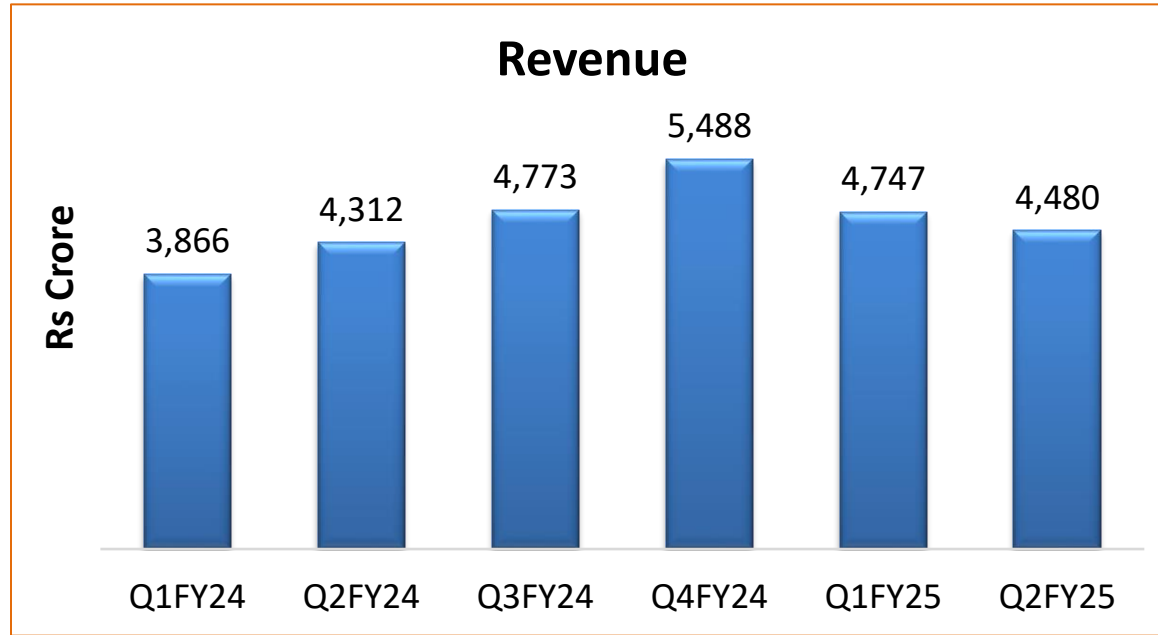
Operative Since	08 Dec 2005		
Activity	Real Estate		
Presently Operating @	Bengaluru,	Hyderabad,	Chennai,
	Ranchi,	Mumbai	
NCC Share (%)	80%		
Financials KPI	Particulars	Q2FY25	Q2FY24
	Revenue	92.03	93.90
	PAT	13.92	9.58
	Net worth	436.13	414.83
	Total Debt	62.92	33.18
	Investment by NCC	229.33	240.00



Brief list of completed projects:

- NCC Gardenia, Hyderabad
- Green Province, Bengaluru
- Mayfair, Yelahanka, Bengaluru
- Park View, Bengaluru
- NCC Urban Nakshatra, Chennai
- ❖ Completed 11.7 million sft of built-up area.
- ❖ Under Construction 2.8 million sft of built-up area.
- ❖ Future Pipeline 3.1 million sft.

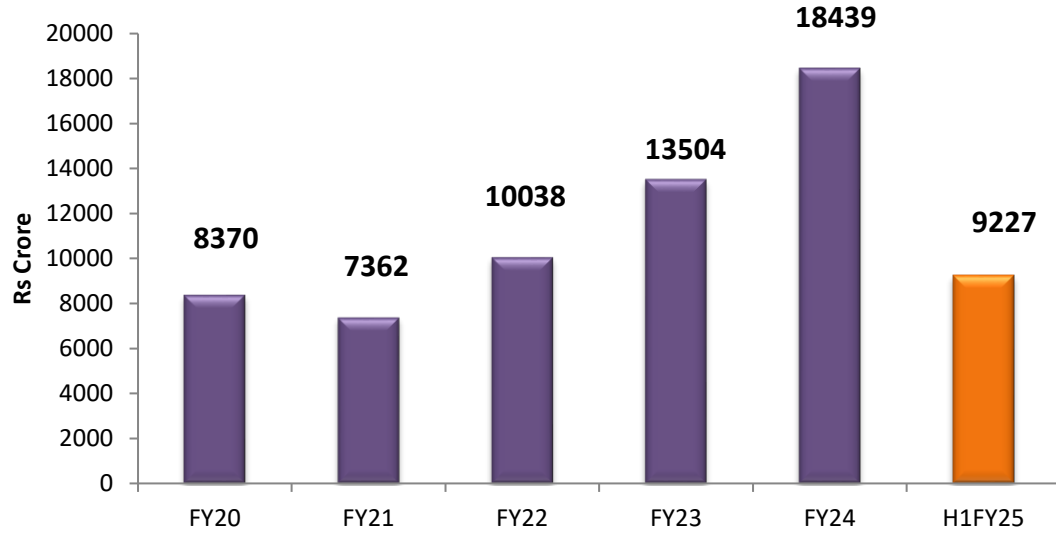
Financials: Operating Performance - Standalone (Quarter wise)



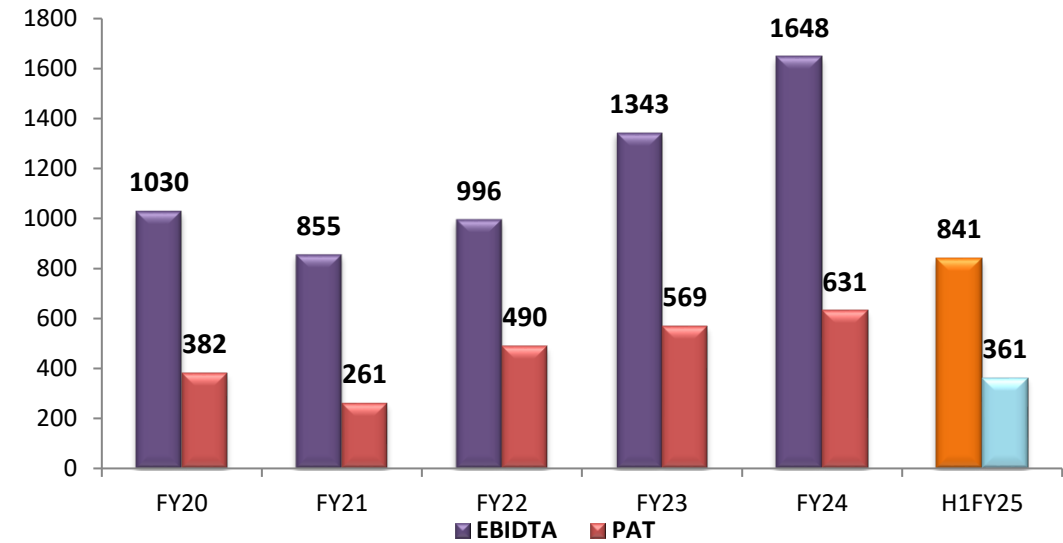
Financials: Historical (Standalone)

Rs. Crore

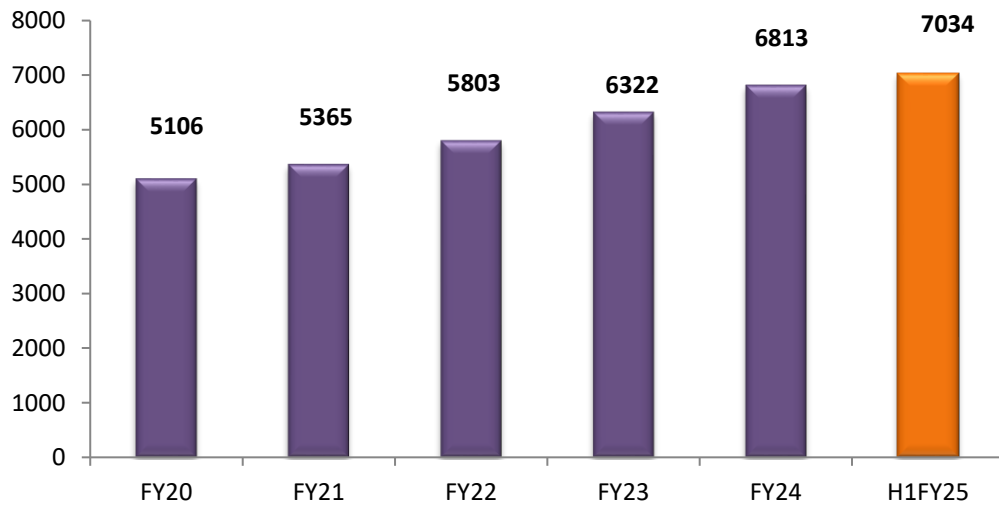
TURNOVER



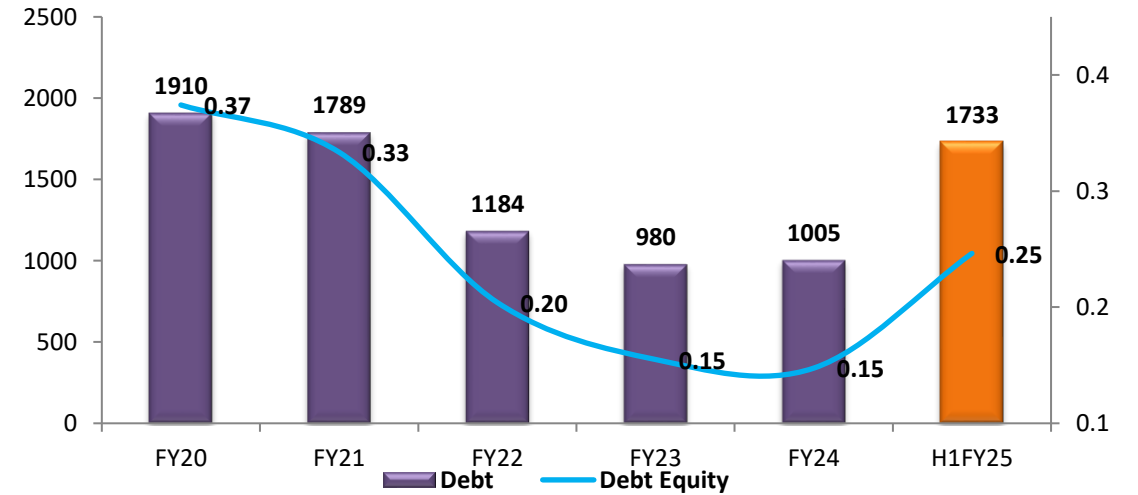
EBIDTA & PAT



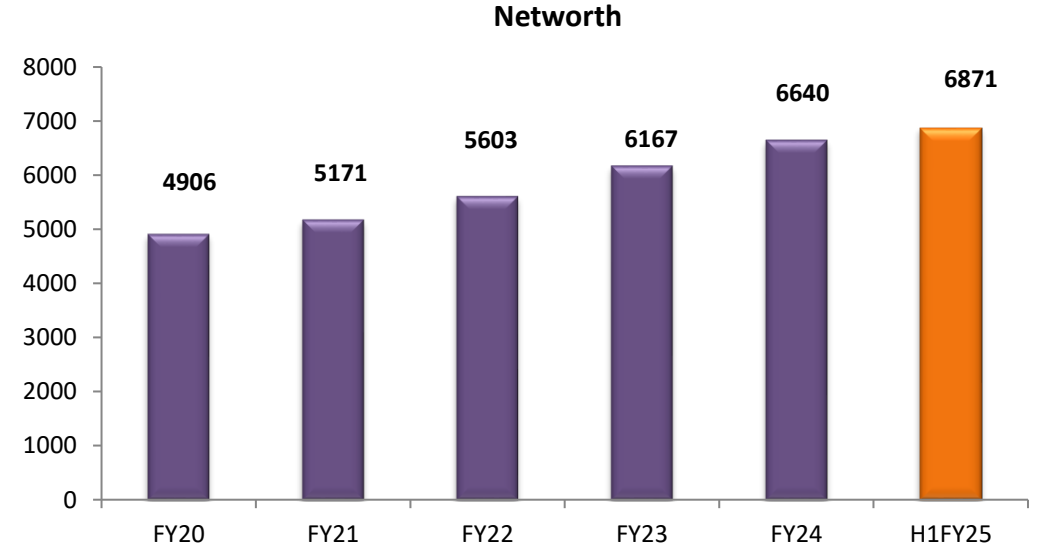
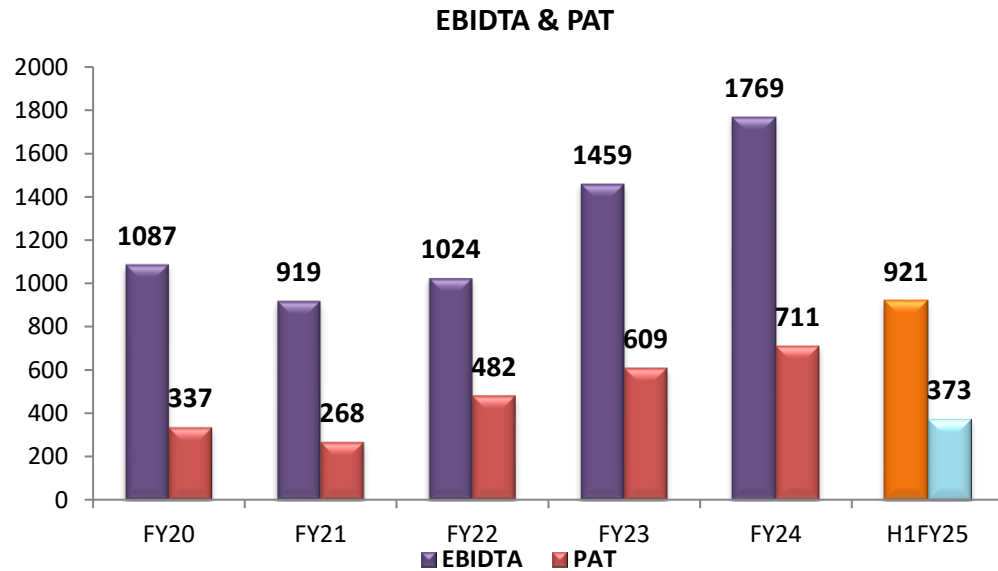
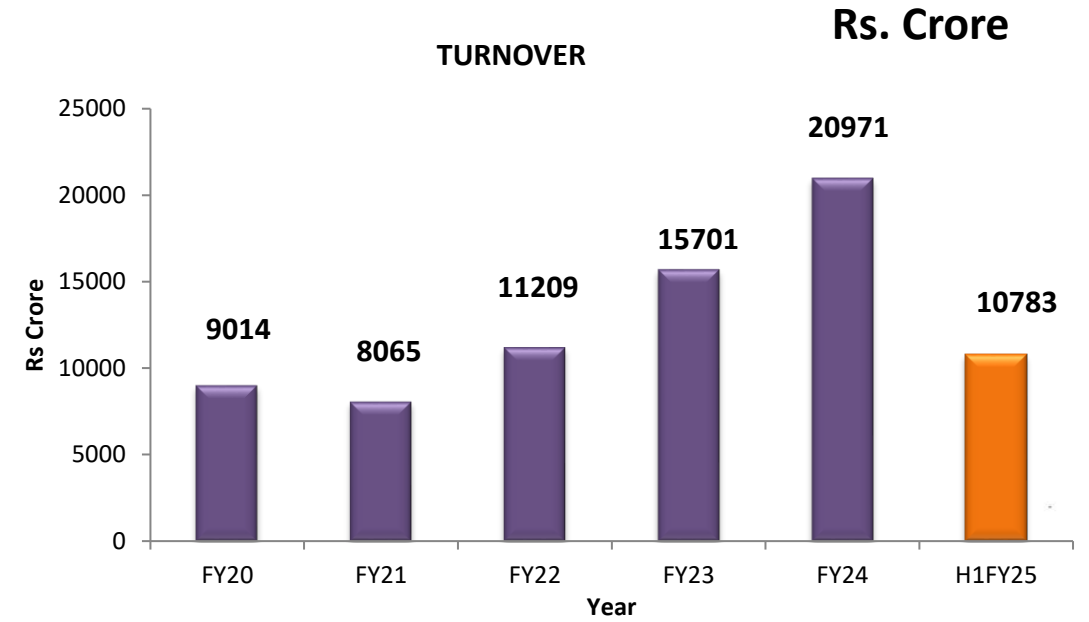
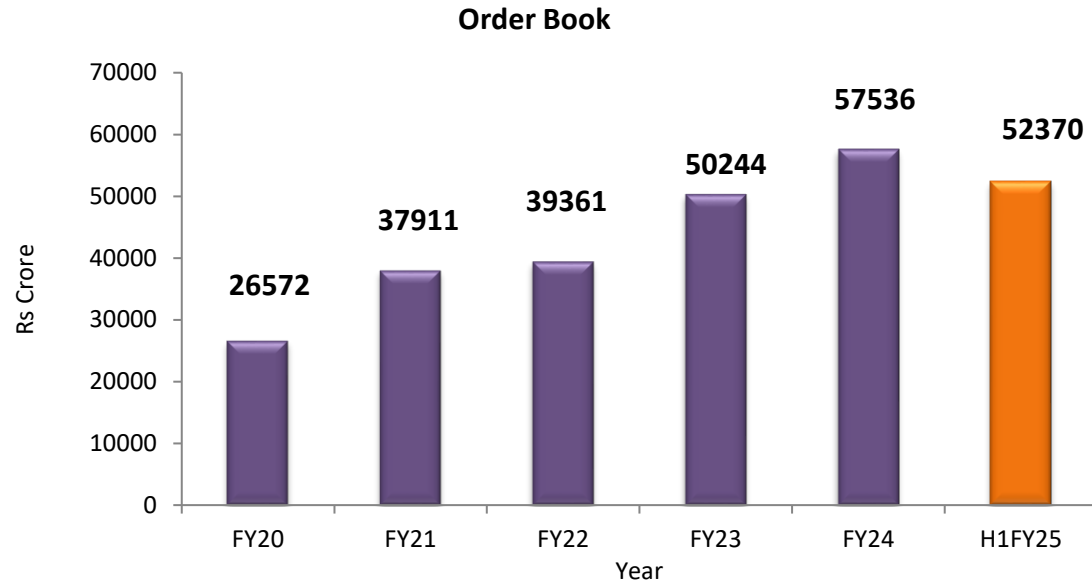
Networth



Debt & D/E Ratio



Financials: Historical (Consolidated)





Projects Snapshot

Nagpur Mining

Projects Snapshot: Major Projects ▶


Biswa Bangla Biswabidyalay



Jabalpur Flyover



Shakti Bhawan, Bhubaneswar



Mirzapur, Barhula



Major Projects under Execution

Design, supply, install & commission Advance Metering Infrastructure (AMI) in Maharashtra	5,756 Cr	Construction of Viaduct & Stations for Bangalore Metro Rail, Bangalore	2,167 Cr
Construction of One of the Largest Waste water treatment plants in Malad, Mumbai	3,833 Cr	International Trade Towers, Nauroji Nagar, New Delhi	1,652 Cr
Construction of twin tunnel from Goregaon to Khindipada, Mulund in Mumbai.	3,214 Cr	All India Institute of Medical Sciences at Awantipora, Jammu & Kashmir	1,649 Cr
Develop India International Horticulture Market at Ganaur, Sonapat, Haryana	2,199 Cr	Survey, Design, Drawings & Construction of multi group of villages water supply scheme in Agra	1,635 Cr
Residential Buildings/ Towers & Townships including O&M at Karwar, Karnataka	2,467 Cr	Mumbai Coastal Road Project North - Bangur Nagar to Mindspace Malad Interchange & GMLR Connector in Mumbai, Maharashtra	1,304 Cr
Design, supply, install & commission Advance Metering Infrastructure (AMI) in Bihar	2,324 Cr	Mine Development & Operation at Pachhwara North Coal Block in Jharkhand	3,043 Cr*

* The value represents projected turnover for next 3 years

Thank you

www.ncclimited.com
investors@nccltd.in

