

Date: 30/05/2024

The Manager
National Stock Exchange of India
Limited,
Exchange Plaza, Bandra Kurla Complex
Bandra,
Mumbai- 400051 MH
NSE Scrip Code: BBTCL

The Manager,
Department of Corporate Services
BSE Limited Phiroze Jeejeebhoy
Towers,
Dalal Street,
Mumbai- 400001.
BSE Scrip Code: 543668

Dear sir/ma'am,

Subject: - Disclosure of events & information pursuant to Regulation 30 SEBI (Listing Obligations and Disclosure Requirements) Regulations, 2015 - Outcome of the Board Meeting held on Thursday, May 30th, 2024.

Time of Commencement of the Board Meeting: 3:00 pm IST.

Time of Conclusion of the Board Meeting: 06:00 pm IST.

We wish to inform you that the Board of Directors of the Company, at its meeting held today, inter alia, has approved the following: -

- A. Audited Standalone Financial Results and Consolidated Financial Results for the quarter and year ended March 31, 2024.
- B. Audited Standalone Financial Statements and Consolidated Financial Statements for the year ended March 31, 2024.
- C. Recommendation of Final Dividend at Rs. 1.00/- per equity share of Rs. 10/ each (10%) for FY 2023-24, subject to declaration of the same by members at the ensuing Annual General Meeting ("AGM") of the Company to be held within the stipulated timeline as per the Companies Act, 2013 and the Rules made thereunder. The dividend, if declared by the members at the AGM will be paid within the statutory timeline as per the Companies Act, 2013 & the Rules made thereunder.
- D. Recommendation of Final Dividend of 1.5% per preference share of Rs. 1000/ each for FY 2023-24, subject to declaration of the same by members at the ensuing Annual General Meeting ("AGM") of the Company to be held within the stipulated timeline as per the Companies Act, 2013 and the Rules made thereunder. The dividend, if declared by the members at the AGM will be paid

within the statutory timeline as per the Companies Act, 2013 & the Rules made thereunder.

Kindly take the same on your records.

Thanking you.

Yours faithfully,

FOR B&B TRIPLEWALL CONTAINERS LIMITED

MANISH BOTHRA

DIN: 07153582

Director

Enclosing herewith the following documents:

1. Audited Financial Results (Standalone & Consolidated) for the fourth quarter year and financial year ended March 31st, 2024,
2. Auditors' Reports with unmodified opinions on the aforesaid Audited Financial Results (Standalone & Consolidated),

DATE: 30/05/2024

The Manager
National Stock Exchange of India
Limited,
Exchange Plaza, Bandra Kurla Complex
Bandra,
Mumbai- 400051 MH
NSE Scrip Code: BBTCL

The Manager,
Department of Corporate Services
BSE Limited Phiroze Jeejeebhoy
Towers,
Dalal Street,
Mumbai- 400001.
BSE Scrip Code: 543668

Subject: - Declaration pursuant to Regulation 33(3)(d) of the Securities and Exchange Board of India (Listing Obligations and Disclosure Requirements) Regulations, 2015 [the SEBI (LODR) Regulations]

Dear Sir / Madam,

We, Manish Kumar Gupta, Managing Director and Ravi Agarwal, Chief Financial Officer of B&B Triplewall Containers Limited, having its Registered Office at Sy. No. 263/2/3, Marsur Madivala, Kasaba Hobli Anekal Taluk, Bangalore, Bangalore, Karnataka, India, 562106, hereby declare that, the Statutory Auditors of the Company, Sharma & Pagaria (FRN: 008217S) have issued an Audit Report with unmodified opinion on the Audited Financial Results of the Company (Consolidated & Standalone) for the quarter and year ended March 31, 2024.

This declaration is given in compliance to Regulation 33(3)(d) of the SEBI (LODR) Regulations, 2015, as amended by the SEBI (LODR) (Amendment) Regulations, 2016, SEBI/HO/CFD/PoD2/CIR/P/2023/120 dated July 11, 2023.

Kindly take this declaration on your record.

Thanking you.

Yours faithfully,

FOR B&B TRIPLEWALL CONTAINERS LIMITED

SD/-
Ravi Agarwal
DIN: 00636684
Director cum CFO

SD/-
Manish Kumar Gupta
DIN: 03568502
Managing Director



PARY & CO

(CHARTERED ACCOUNTANTS)

Independent Auditor's Report on Audit of the Standalone Financial Results of B&B Triplewall Containers Limited ("the Company") Pursuant to the requirements of Regulation 33 and 52 of the SEBI (Listing Obligation and Disclosure Requirements) Regulation 2015, as amended

To,
The Board of Directors
B&B Triplewall Containers Limited

Opinion

We have audited the accompanying Statement of Standalone Financial Results of **B&B Triplewall Containers Limited** ("the Company") for the quarter and year ended March, 31 2024, (the "Statement"), being submitted by the Company pursuant to the requirement of Regulation 33 and 52 of the SEBI (Listing Obligations and Disclosure Requirements) Regulations, 2015, as amended (the "Listing Regulations").

In our opinion and to the best of our information and according to the explanations given to us, the Statement:

- i. is presented in accordance with the requirements of Regulation 33 Regulation 52 Listing Regulations; and
- ii. gives a true and fair view in conformity with recognition and measurement principles laid down in the Indian Accounting Standards ("Ind AS") prescribed and other accounting principles generally accepted in India of the net profit and total comprehensive income, and other financial information of the company for the quarter and year ended March 31, 2024.

Basis for Opinion

We conducted our audit in accordance with the Standards on Auditing (SAs) specified under section 143(10) of the Companies Act, 2013, as amended ("the Act"). Our responsibilities under those Standards are further described in the Auditor's Responsibilities section below. We are independent of the Company in accordance with the Code of Ethics issued by the Institute of Chartered Accountants of India (ICAI) together with the independence requirements that are relevant to our audit of Standalone Financial Results for the year ended 31st March 2024 under the provisions of the Act and the Rules there under, and we have fulfilled our other ethical responsibilities in accordance with these requirements and the ICAI's Code of Ethics. We believe that the audit evidence we have obtained is sufficient and appropriate to provide a basis for our opinion.

Management's Responsibilities for the Standalone Financial Results

The Statement, which includes the Standalone Financial Results is the responsibility of the Company's Board of Directors and has been approved by them for the issuance. The statement has been compiled from the related audited interim condensed standalone financial statements. This responsibility includes the preparation and presentation of the Standalone Financial Results for the quarter and year ended 31st March, 2024 that give a true and fair view of the net profit and other comprehensive income/(loss) and other financial information in accordance with the



recognition and measurement principles laid down in the Indian Accounting Standards prescribed under Section 133 of the Act read with relevant rules issued thereunder and other accounting principles generally accepted in India and in compliance with Regulations 33 and 52 of the Listing Regulations. This responsibility also includes maintenance of adequate accounting records in accordance with the provisions of the Act for safeguarding the assets of the Company and for preventing and detecting frauds and other irregularities; selection and application of appropriate accounting policies; making judgments and estimates that are reasonable and prudent; and the design, implementation and maintenance of adequate internal financial controls that were operating effectively for ensuring the accuracy and completeness of the accounting records, relevant to the preparation and presentation of the Statement that give a true and fair view and is free from material misstatement, whether due to fraud or error.

In preparing the accompanying Statement, the Board of Directors are responsible for assessing the Company's ability to continue as a going concern, disclosing, as applicable, matters related to going concern and using the going concern basis of accounting unless the Board of Directors either intends to liquidate the Company or to cease operations, or has no realistic alternative but to do so.

The Board of Directors are also responsible for overseeing the financial reporting process of the Company.

Auditor's Responsibilities for the Audit of the Standalone Financial Results

Our objectives are to obtain reasonable assurance about whether the Standalone Financial Results as a whole are free from material misstatement, whether due to fraud or error, and to issue an auditor's report that includes our opinion. Reasonable assurance is a high level of assurance but is not a guarantee that an audit conducted in accordance with SAs will always detect a material misstatement when it exists. Misstatements can arise from fraud or error and are considered material if, individually or in the aggregate, they could reasonably be expected to influence the economic decisions of users taken on the basis of this Standalone Financial Results.

As part of an audit in accordance with SAs, we exercise professional judgment and maintain professional scepticism throughout the audit. We also:

- Identify and assess the risks of material misstatement of the Statement, whether due to fraud or error, design and perform audit procedures responsive to those risks, and obtain audit evidence that is sufficient and appropriate to provide a basis for our opinion. The risk of not detecting a material misstatement resulting from fraud is higher than for one resulting from error, as fraud may involve collusion, forgery, intentional omissions, misrepresentations, or the override of internal control.
- Obtain an understanding of internal control relevant to the audit in order to design audit procedures that are appropriate in the circumstances, but not for the purpose of expressing an opinion on the effectiveness of the Company's internal control.
- Evaluate the appropriateness of accounting policies used and the reasonableness of accounting estimates made by the Board of Directors.




- Evaluate the appropriateness and reasonableness of disclosures made by the Board of Directors in terms of the requirements specified under Regulations 33 and 52 of the Listing Regulations.
- Conclude on the appropriateness of the Board of Directors' use of the going concern basis of accounting and, based on the audit evidence obtained, whether a material uncertainty exists related to events or conditions that may cast significant doubt on the ability of the Company to continue as a going concern. If we conclude that a material uncertainty exists, we are required to draw attention in our auditor's report to the related disclosures in the Standalone Financial Results or, if such disclosures are inadequate, to modify our opinion. Our conclusions are based on the audit evidence obtained up to the date of our auditor's report. However, future events or conditions may cause the Company to cease to continue as a going concern.
- Evaluate the overall presentation, structure and content of the Standalone Financial Results, including the disclosures, and whether the Standalone Financial Results represent the underlying transactions and events in a manner that achieves fair presentation.

Materiality is the magnitude of misstatements in the Standalone Financial Results that, individually or in aggregate, makes it probable that the economic decisions of a reasonably knowledgeable user of the Standalone Financial Results may be influenced. We consider quantitative materiality and qualitative factors (i) in planning the scope of our audit work and in evaluating the results of our work; and (ii) to evaluate the effect of any identified misstatements in the Standalone Financial Results.


We communicate with those charged with governance regarding, among other matters, the planned scope and timing of the audit and significant audit findings including any significant deficiencies in internal control that we identify during our audit.

We also provide those charged with governance with a statement that we have complied with relevant ethical requirements regarding independence, and to communicate with them all relationships and other matters that may reasonably be thought to bear on our independence, and where applicable, related safeguards.

For PARY and Co.,
Chartered Accountants
FRN: 007288C



CA Rakesh Kumar Jain
Partner
M.No.106109
UDIN: 24106109BKHYM2149



Place: Surat
Date: 30/05/2024

B&B Triplewall Containers Limited			
REGD. OFFICE :- Sy.No. 263/2/3, Marsur Madiwal Village, Kasaba Hobli, Anekal Taluk, Bengaluru - 562106 IN			
CIN: L21015KA2011PLC060106			
AUDITED STANDALONE STATEMENT OF ASSETS AND LIABILITIES AS AT 31ST MARCH, 2024			
(All amounts in Indian Rupees, unless otherwise stated)			
(Rs. in Lakhs)			
S No.	Particulars	As at March 31, 2024 (Audited)	As at March 31, 2023 (Audited)
I	ASSETS		
	Non Current Assets		
	a) Property, plant and equipment and Intangibles		
	(a) Property, plant and equipment	5,729.30	5,806.39
	(b) Capital Work in Progress	14,985.67	5,372.98
	(c) Investment Property	71.01	75.82
	(d) Other Intangible Assets	35.73	40.55
	(e) Financial Assets	-	-
	(i) Investments	70.00	70.00
	(ii) Other Financial Assets	177.77	141.30
	(f) Deferred tax assets (net)	18.59	-
	(g) Other Non Current Assets	722.44	2,330.28
	Total Non Current Assets	21,810.51	13,837.32
	Current Assets		
	a) Inventories	5,075.08	6,031.11
	b) Financial Assets	-	-
	i) Trade receivables	7,670.76	5,770.25
	ii) Cash and Cash Equivalents	11.31	5.12
	iii) Bank Balances other than (ii) above	44.12	46.53
	iv) Loans	513.68	-
	iv) Other Financial Assets	47.57	37.59
	c) Other Current Assets	338.58	788.15
	Total Current Assets	13,701.10	12,678.75
	TOTAL - ASSETS	35,511.61	26,516.07
II	EQUITY AND LIABILITIES		
	1) EQUITY		
	a) Equity share capital	2,051.12	2,051.12
	b) Other Equity	10,074.06	8,365.63
	Total Equity	12,125.19	10,416.76
	2) LIABILITIES		
	Non-current Liabilities		
	a) Financial Liabilities		
	i) Borrowings	11,468.72	7,492.57
	ia) Lease Liabilities	32.84	30.75
	b) Provisions	24.72	13.48
	c) Deferred tax liabilities (net)	-	15.05
	d) Other Non Current Liabilities	3.86	5.78
	Total Non Current Liabilities	11,530.13	7,557.63
	Current Liabilities		
	a) Financial Liabilities		
	i) Borrowings	6505.38	4759.05
	ii) Trade Payables		
	a) Total outstanding dues of micro enterprise & small enterprise	2124.17	2.11
	b) Total outstanding dues of creditors other than micro small enterprises	1976.64	3240.03
	iii) Other Financial Liabilities	0.82	0.82
	b) Other Current Liabilities	1105.10	465.61
	c) Current Tax Liabilities (Net)	144.19	74.06
	Total Current liabilities	11,856.30	8,541.68
	Total Liabilities	23,386.42	16,099.31
	TOTAL EQUITY AND LIABILITIES	35,511.61	26,516.07
for and on behalf of the Board			
B&B Triplewall Containers Limited			
MANISH BOTHRA	Digitally signed by MANISH BOTHRA Date: 2024.05.30 17:45:40 +05'30'	RAVI AGARWAL	Digitally signed by RAVI AGARWAL Date: 2024.05.30 17:21:31 +05'30'
Manish Bothra Director DIN: 07153582		Ravi Agarwal Director cum CFO DIN: 00636684	AMIT AGARWAL L Digitally signed by AMIT AGARWAL Date: 2024.05.30 17:15:27 +05'30'
Amit Agarwal CEO			
Place : Bangalore			
Date : 30/05/2024			

B&B Triplewall Containers Limited						
REGD. OFFICE :- Sy.No. 263/2/3, Marsur Madiwal Village, Kasaba Hobli, Anekal Taluk, Bengaluru - 562106 IN						
CIN: L21015KA2011PLC060106						
AUDITED STANDALONE FINANCIAL RESULTS FOR THE QUARTER AND YEAR ENDED 31ST MARCH, 2024						
(Rs. in Lakhs)						
S No.	PARTICULARS	Quarter Ended			Year Ended	
		31-Mar-24 (Audited)	31-Dec-23 (Unaudited)	31-Mar-23 (Audited)	31-Mar-24 (Audited)	31-Mar-23 (Audited)
1	Income					
	(a) Revenue from Operation	10,141.62	9,156.60	8,058.46	37,451.51	33,684.36
	(b) Other Income	31.42	19.86	33.15	102.80	95.78
	Total Income	10,173.04	9,176.46	8,091.61	37,554.31	33,780.15
2	Expenses :					
	(a) Cost of material consumed	7,376.08	6,473.43	5,699.06	26,730.18	25,042.55
	(b) Purchase of Stock-in-trade	-	-	-	-	-
	(c) Change in inventory of finished goods, work in progress and stock in trade.	(18.25)	(45.29)	(105.87)	112.16	(208.54)
	(d) Employees benefits expense	678.36	629.58	510.40	2,521.62	2,007.32
	(e) Finance Cost	166.74	152.84	163.90	598.17	625.52
	(f) Depreciation and Amortisation expense	242.21	243.52	243.29	912.18	898.07
	(g) Other Expenses	1,121.51	1,119.18	848.04	4,094.46	3,010.91
	Total Expenses	9,566.65	8,573.25	7,358.82	34,968.76	31,375.83
3	Profit Before Tax (I-2)	606.39	603.21	732.78	2,585.55	2,404.31
4	Tax Expense:					
	Current tax	166.71	166.49	197.17	703.73	651.54
	Deferred Tax	(13.86)	(6.79)	(21.32)	(34.99)	(40.05)
	Prior Period Tax	-	(3.48)	-	(3.48)	-
5	Profit/ (Loss) for the Period (PAT) 3-4	453.54	446.99	556.94	1,920.29	1,792.82
6	Other Comprehensive Income (Net of Tax)					
	(i) Items that will not be reclassified to profit or loss					
	-Remeasurement of net defined benefit plans	(5.39)	-	4.53	(5.39)	4.53
	(ii) Income Tax relating to remeasurement of net defined benefit plans		-	-		
	-Remeasurement of net defined benefit plans	(1.36)	-	1.37	(1.36)	1.37
	Total Other Comprehensive Income (Net of Tax)	(6.75)	-	5.90	(6.75)	5.90
7	Total Comprehensive Income for the period	446.79	446.99	562.84	1,913.54	1,798.72
8	Paid Up equity shares (Face/Paid up value of Rs. 10)	205.11	205.11	205.11	205.11	205.11
9	Earnings per Equity Share - After extraordinary items(Annualized) :	8.84	8.72	10.86	9.36	8.74
	Basic and Diluted Earnings Per Share (EPS) - Annualized	8.84	8.72	10.86	9.36	8.74

for and on behalf of the Board
B&B Triplewall Containers Limited

MANISH BOTHRA
Digitally signed by
MANISH BOTHRA
Date: 2024.05.30
17:46:37 +05'30'

Manish Bothra
Director
DIN: 07153582

RAVI AGARWAL
Digitally signed by
RAVI AGARWAL
Date: 2024.05.30
17:22:03 +05'30'

Ravi Agarwal
Director cum CFO
DIN: 00636684

AMIT AGARWAL
Digitally signed
by AMIT
AGARWAL
Date: 2024.05.30
17:17:03 +05'30'

Amit Agarwal
CEO

Place : Bangalore
Date : 30/05/2024

B&B Triplewall Containers Limited		
REGD. OFFICE :- Sy.No. 263/2/3, Marsur Madiwal Village, Kasaba Hobli, Anekal Taluk, Bengaluru - 562106 IN CIN: L21015KA2011PLC060106		
AUDITED STANDALONE STATEMENT OF CASH FLOW FOR THE YEAR ENDED 31ST MARCH, 2024		
(Rs. in Lakhs)		
Particulars	For the year ended March 31, 2024 (Audited)	For the year ended March 31, 2023 (Audited)
Cash Flow from operating activities		
Profit/(Loss) after tax	1,920.29	1,811.18
Adjustments for non-cash items:		
Depreciation / Amortization	912.18	898.07
Loss on sale of Fixed Assets	-	-
Profit on sale of Fixed Assets	(6.78)	(8.46)
Interest Expenses	598.17	625.52
Rental Income	(64.47)	(61.49)
Interest Income	(21.64)	(5.19)
Provision for Income Tax	666.61	611.49
Other Comprehensive Income	(6.75)	5.90
Operating Profit before working capital changes	3,997.61	3,877.02
Movements in working Capital :		
(Decrease) / Increase in Trade Payables	858.67	721.07
(Decrease) / Increase Other Financial liabilities	-	(0.41)
(Decrease) / Increase in other current liabilities	639.49	(90.50)
(Decrease) / Increase in Non Current Provisions	11.24	(6.25)
(Decrease) / Increase in Lease Liability	2.09	1.96
(Decrease) / Increase in Other Non current liabilities	(1.93)	(1.93)
Decrease / (Increase) in Other Non-current assets	1,607.83	(1,443.63)
Decrease / (Increase) in Other Non Current Financial assets	(36.47)	7.93
Decrease / (Increase) in inventories	956.03	(993.73)
Decrease / (Increase) in trade receivables	(1,900.51)	(699.00)
Decrease / (Increase) in Other Bank balances	2.41	(7.90)
Decrease / (Increase) in Other Current Financial assets	(9.98)	(15.52)
Decrease / (Increase) in Other current assets	449.57	(255.89)
Cash generated from/ (used in) Operations	6,576.05	1,093.22
Direct Taxes Paid (Net of Refunds)	630.12	766.85
Net cash flow from/ (used in) operating activities(A)	5,945.93	326.37
Cash Flow from investing activities		
Purchase of Fixed Assets	(10,439.52)	(5,978.35)
Loan to Subsidiary	(513.68)	-
Investment in subsidiary	-	(70.00)
Sale of Fixed Assets	8.15	83.61
Interest Income	21.64	5.19
Rental Income	64.47	61.49
Net cash flow from/ (used in) investing activities (B)	(10,858.94)	(5,898.06)
Cash Flows from financing activities		
Increase (Decrease) in Long Term Borrowings	3,976.15	4,851.46
Increase (Decrease) in Working Capital Borrowings	1,746.33	1,549.83
Dividend paid	(205.11)	(205.11)
Interest Expense	(598.17)	(625.52)
Net cash flow from/ (used in) financing activities (C)	4,919.20	5,570.65
Net Increase / (Decrease) in cash and cash equivalents (A+B+C)	6.18	(1.03)
Cash and cash equivalents at the beginning of the year	5.12	6.16
Cash and Cash Equivalents at the end of the year	11.31	5.12
Components of Cash and Cash Equivalents		
Cash on Hand	11.21	5.03
With Banks	0.10	0.10
Total Cash and Cash Equivalents	11.31	5.12
for and on behalf of the Board B&B Triplewall Containers Limited		
MANISH BOTHRA Digitally signed by MANISH BOTHRA Date: 2024.05.30 17:47:02 +05'30'	RAVI AGARWAL Digitally signed by RAVI AGARWAL Date: 2024.05.30 17:22:21 +05'30'	AMIT AGARWAL Digitally signed by AMIT AGARWAL Date: 2024.05.30 17:17:32 +05'30'
Manish Bothra Director DIN: 07153582	Ravi Agarwal Director cum CFO DIN: 00636684	Amit Agarwal CEO
Place : Bangalore Date : 30/05/2024		

Additional Disclosure as per Clause 52(4) of the SEBI (Listing Obligations and Disclosure Requirements) Regulations, 2015 (Standalone)						
SL No	Particulars	Quarter Ended			Year Ended	
		31-Mar-24	31-Dec-23	31-Mar-23	31-Mar-24	31-Mar-23
		(Audited)	(Unaudited)	(Audited)	(Audited)	(Audited)
1.	Total Income from Operations	10,141.62	9,156.60	8,058.46	37,451.51	33,684.36
2.	Net Profit / (Loss) for the period (before Tax, Exceptional and/or Extraordinary items)	606.39	603.21	732.78	2,585.55	2,404.31
3.	Net Profit / (Loss) for the period before tax (after Exceptional and/or Extraordinary items)	606.39	603.21	732.78	2,585.55	2,404.31
4.	Net Profit / (Loss) for the period after tax (after Exceptional and/or Extraordinary items)	453.54	446.99	556.94	1,920.29	1,792.82
5.	Total Comprehensive Income for the period [Comprising Profit/ (Loss) for the period (after tax) and Other Comprehensive Income (after tax)]	446.79	446.99	562.84	1,913.54	1,798.72
6.	Paid up Equity Share Capital	2,051.12	2,051.12	2,051.12	2,051.12	2,051.12
7.	Reserves (excluding Revaluation Reserve)	7,987.91	7,578.38	6,279.48	7,987.91	6,279.48
8.	Securities Premium Account	2,086.15	2,086.15	2,086.15	2,086.15	2,086.15
9.	Net worth	12,125.18	11,715.65	10,416.75	12,125.19	10,416.75
10.	Outstanding Redeemable Preference Shares@1000 Each	5467 shares	5467 shares	5467 shares	5467 shares	5467 shares
	Ratios					
11.	Debt Equity Ratio(Debt/Equity)	1.48	1.37	1.18	1.48	1.18
12.	Earnings Per Share (of Rs.10 /- each) (for continuing and discontinued operations) - Annualized					
	1. Basic:	8.84	8.72	10.86	9.36	8.74
	2. Diluted	8.84	8.72	10.86	9.36	8.74
13.	Capital Redemption Reserve	-	-	-	-	-
14.	Debenture Redemption Reserve	-	-	-	-	-
15.	Debt Service Coverage Ratio(EBIDA/Principle+interest)- Annualized	0.19	0.21	0.31	0.18	0.26
16.	Interest Service Coverage Ratio(EBIT/interest)	4.64	4.95	5.47	5.32	4.84
17.	Current Ratio(Current Assets/Current Liabilities)	1.16	1.48	1.48	1.16	1.48
18.	Long term debt to working capital;(Long Term Borrowings/Working Capital)	6.22	3.17	1.81	6.22	1.81
19.	Bad debts to Account receivable ratio;(Bad Debts/ Average Trade Receivables)	-	-	-	-	-
20.	Current liability ratio(Current Liabilities/ Total Liabilities)	0.51	0.25	0.61	0.51	0.61
21.	Total debts to Total assets;(Long Term Borrowings+Short Term Borrowings/ Total Assets)	0.51	0.49	0.28	0.51	0.49
22.	Debtors turnover(Total Sale of Products and Services/Debtors) -Annualized	5.29	5.60	5.59	4.88	5.84

Notes

1. The above Audited Standalone Financial Results for the quarter and year ended 31 March 2024, are prepared and published in accordance with Regulation 33 of the SEBI (Listing obligations & Disclosure Requirements) Regulations, 2015, as amended.
2. The Audit Committee has reviewed, and the Board of Directors has approved the above results and its release at their respective meetings held on 30th May 2024. The Statutory Auditors of the Company have issued audit report with unmodified opinion on the above results.
3. The requirement of Ind AS 108 "Segment Reporting" is not applicable to the Company as it is engaged in single business segment.
4. Previous period's figures have been regrouped/re-classified wherever necessary to make the same comparable.
5. The above audited Standalone Financial results have been prepared in accordance with the guidelines and accounting standards as issued by the Securities and Exchange Board of India (SEBI) and the Indian Accounting Standards (Ind AS) prescribed under section 133 of the Companies Act, 2013.
6. As per requirements of regulation 33 of the Securities and Exchange Board of India, the company is required to publish standalone audited financial results. Investors can view the standalone audited financial results of the company for the Year ended and Quarter Ended March 31,2024 on the Company's website www.boxandboard.in or on www.nseindia.com, the website of National Stock Exchange (NSE) or www.bseindia.com the website of Bombay stock Exchange(BSE).

For and on behalf of the Board
B&B Triplewall Containers Limited

MANISH BOTHRA Digitally signed by
MANISH BOTHRA
Date: 2024.05.30
17:47:31 +05'30'

Manish Bothra
Director
DIN:07153582

RAVI AGARWA L Digitally signed
by RAVI
AGARWAL
Date: 2024.05.30
17:22:41 +05'30'

Ravi Agarwal
Director cum CFO
DIN:00636684

AMIT AGARWA L Digitally signed
by AMIT
AGARWAL
Date: 2024.05.30
17:17:51 +05'30'

Amit Agarwal
CEO

Place: Bangalore
Date: 30/05/2024



Independent Auditor's Report on Audit of the Consolidated Financial Results of B&B Triplewall Containers Limited ("the Company") Pursuant to the requirements of Regulation 33 and 52 of the SEBI (Listing Obligation and Disclosure Requirements) Regulation 2015, as amended

To,
The Board of Directors
B&B Triplewall Containers Limited

Opinion

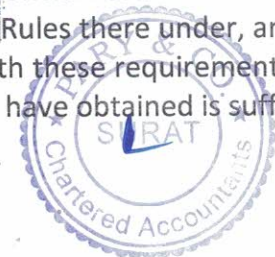
We have audited the accompanying Statement containing Consolidated Financial Results of **B&B Triplewall Containers Limited** ("the Company") and its subsidiary (the Company and subsidiary together referred to as "the Group") for the quarter and year ended March 31, 2024, (the "Statements") being submitted by the Company pursuant to the requirement of Regulation 33 and 52 of the SEBI (Listing Obligations and Disclosure Requirements) Regulations, 2015, as amended (the "Listing Regulations").

In our opinion and to the best of our information and according to the explanations given to us, the statement:

- i. Includes the results of its following subsidiary:
 - B And B Colour Cartons Private Limited
- ii. is presented in accordance with the requirements of Regulation 33 Regulation 52 Listing Regulations; and
- iii. Gives a true and fair view in conformity with recognition and measurement principles laid down in the Indian Accounting Standards and other accounting principles generally accepted in India of the consolidated net profit and consolidated total comprehensive income and other financial information of the Group for the year then ended.

Basis for Opinion

We conducted our audit in accordance with the Standards on Auditing (SAs) specified under section 143(10) of the Companies Act, 2013, as amended ("the Act"). Our responsibilities under those Standards are further described in the Auditor's Responsibilities section below. We are independent of the Group in accordance with the Code of Ethics issued by the Institute of Chartered Accountants of India (ICAI) together with the independence requirements that are relevant to our audit of Consolidated financial results for the year ended 31st March 2024 under the provisions of the Act and the Rules there under, and we have fulfilled our other ethical responsibilities in accordance with these requirements and the ICAI's Code of Ethics. We believe that the audit evidence we have obtained is sufficient and appropriate to provide a basis for our opinion.



Responsibilities of Management and Those Charged with Governance for the consolidated financial results

This accompanying Statement which includes the Consolidated Financial Results is the responsibility of the Parents's Board of Directors and has been approved by them for the issuance. The Consolidated financial results for the year ended 31st March, 2024 has been compiled from the related audited consolidated financial statements for the year ended 31st March 2024. This responsibility includes the preparation and presentation of the consolidated financial results for the quarter and year ended 31st March, 2024 that give a true and fair view of the consolidated net profit and consolidated other comprehensive income/(loss) and other financial information of the Group in accordance with the recognition and measurement principles laid down in the Indian Accounting Standards prescribed under Section 133 of the Act read with relevant rules issued thereunder and other accounting principles generally accepted in India and in compliance with Regulations 33 and 52 of the Listing Regulations.

This responsibility also includes maintenance of adequate accounting records in accordance with the provisions of the Act for safeguarding the assets of the Company and for preventing and detecting frauds and other irregularities; selection and application of appropriate accounting policies; making judgments and estimates that are reasonable and prudent; and the design, implementation and maintenance of adequate internal financial controls that were operating effectively for ensuring the accuracy and completeness of the accounting records, relevant to the preparation and presentation of the Statement that give a true and fair view and is free from material misstatement, whether due to fraud or error.

In preparing the accompanying Statement, the Board of Directors are responsible for assessing the Company's ability to continue as a going concern, disclosing, as applicable, matters related to going concern and using the going concern basis of accounting unless the Board of Directors either intends to liquidate the Company or to cease operations, or has no realistic alternative but to do so.

The Board of Directors are also responsible for overseeing the financial reporting process of the Group.

Auditor's Responsibilities for the Audit of the Consolidated Financial Results

Our objectives are to obtain reasonable assurance about whether the Consolidated financial results for the year ended 31st March, 2024 as a whole are free from material misstatement, whether due to fraud or error, and to issue an auditor's report that includes our opinion. Reasonable assurance is a high level of assurance but is not a guarantee that an audit conducted in accordance with SAs will always detect a material misstatement when it exists. Misstatements can arise from fraud or error and are considered material if, individually or in the aggregate, they could reasonably be expected to influence the economic decisions of users taken on the basis of those Consolidated Financial Results.



As part of an audit in accordance with SAs, we exercise professional judgment and maintain professional scepticism throughout the audit. We also:

- Identify and assess the risks of material misstatement of the Statement, whether due to fraud or error, design and perform audit procedures responsive to those risks, and obtain audit evidence that is sufficient and appropriate to provide a basis for our opinion. The risk of not detecting a material misstatement resulting from fraud is higher than for one resulting from error, as fraud may involve collusion, forgery, intentional omissions, misrepresentations, or the override of internal control.
- Obtain an understanding of internal control relevant to the audit in order to design audit procedures that are appropriate in the circumstances, but not for the purpose of expressing an opinion on the effectiveness of such internal control.
- Evaluate the appropriateness of accounting policies used and the reasonableness of accounting estimates made by the Board of Directors.
- Evaluate the appropriateness and reasonableness of disclosures made by the Board of Directors in terms of the requirements specified under Regulations 33 and 52 of the Listing Regulations.
- Conclude on the appropriateness of the Board of Directors' use of the going concern basis of accounting and, based on the audit evidence obtained, whether a material uncertainty exists related to events or conditions that may cast significant doubt on the ability of the Company to continue as a going concern. If we conclude that a material uncertainty exists, we are required to draw attention in our auditor's report to the related disclosures in the Consolidated Financial Results or, if such disclosures are inadequate, to modify our opinion. Our conclusions are based on the audit evidence obtained up to the date of our auditor's report. However, future events or conditions may cause the Company to cease to continue as a going concern.
- Evaluate the overall presentation, structure and content of the Consolidated Financial Results, including the disclosures, and whether the Consolidated Financial results represent the underlying transactions and events in a manner that achieves fair presentation.


Materiality is the magnitude of misstatements in the Consolidated Financial Results that, individually or in aggregate, makes it probable that the economic decisions of a reasonably knowledgeable user of the Consolidated Financial Results may be influenced. We consider quantitative materiality and qualitative factors (i) in planning the scope of our audit work and in evaluating the results of our work; and (ii) to evaluate the effect of any identified misstatements in the Consolidated Financial Results.

We communicate with those charged with governance of the company and such other entity included in the Consolidated Financial Results of which we are independent auditors regarding, among other matters, the planned scope and timing of the audit and significant audit findings including any significant deficiencies in internal controls that we identify during our audit.



We also provide those charged with governance with a statement that we have complied with relevant ethical requirements regarding independence, and to communicate with them all relationships and other matters that may reasonably be thought to bear on our independence, and where applicable, related safeguards.

For PARY and Co.,
Chartered Accountants
FRN: 007288C



CA Rakesh Kumar Jain
Partner

M.No.106109

UDIN: 24106109BKHGYN3397



Place: Surat

Date: 30/05/2024

B&B Triplewall Containers Limited			
REGD. OFFICE :- Sy.No. 263/2/3, Marsur Madiwal Village, Kasaba Hobli, Anekal Taluk, Bengaluru - 562106 IN			
CIN: L21015KA2011PLC060106			
AUDITED CONSOLIDATED STATEMENT OF ASSETS AND LIABILITIES AS AT 31ST MARCH, 2024			
(All amounts in Indian Rupees, unless otherwise stated)			
(Rs. in Lakhs)			
S No.	Particulars	As at March 31, 2024	As at March 31, 2023
		(Audited)	(Audited)
I	ASSETS		
	Non Current Assets		
	(a) Property, plant and equipment	6,583.01	5,806.39
	(b) Capital Work in Progress	14,985.67	5,970.82
	(c) Investment Property	71.01	75.82
	(d) Other Intangible Assets	35.73	40.55
	(e) Financial Assets	-	-
	(i) Other financial assets	196.49	144.80
	(f) Deferred tax assets (net)	66.17	-
	(g) Other Non Current Assets	737.25	2,388.46
	Total Non current Assets	22,675.32	14,426.84
	Current Assets		
	(a) Inventories	5,260.39	6,031.11
	(b) Financial Assets	-	-
	(i) Trade receivables	7,887.97	5,764.04
	(ii) Cash and Cash Equivalents	15.92	148.03
	(iii) Bank Balances other than above	44.12	46.53
	(iv) Other financial assets	48.32	37.59
	(c) Other Current Assets	506.21	937.63
	Total Current Assets	13,762.93	12,964.94
	TOTAL - ASSETS	36,438.25	27,391.78
II	EQUITY AND LIABILITIES		
	(1) EQUITY		
	(a) Equity share capital	2,051.12	2,051.12
	(b) Other Equity	9,912.55	8,365.36
	(c) Non Controlling Interest	(39.24)	29.82
	Total Equity	11,924.43	10,446.31
	(2) LIABILITIES		
	Non-current Liabilities		
	(a) Financial Liabilities		
	(i) Borrowings	12,383.72	8,315.82
	(ia) Lease liabilities	32.84	30.75
	- Other non current financial liabilities	-	-
	(b) Provisions	25.41	13.48
	(c) Deferred tax liabilities (net)	-	15.05
	(d) Other Non Current Liabilities	3.86	5.78
	Total Non Current Liabilities	12,445.82	8,380.88
	Current Liabilities		
	(a) Financial Liabilities		
	(i) Borrowings	6,505.38	4,759.05
	(ii) Trade Payables	-	-
	(a) Dues to micro and small enterprises	2,160.30	2.11
	(b) Dues to others	2,020.61	3,240.03
	(iii) Other Financial liabilities	0.82	0.82
	(b) Other current Liabilities	1,236.70	488.67
	(c) Provision	0.00	-
	(d) Current tax liabilities (net)	144.19	73.91
	Total Current Liabilities	12,068.00	8,564.59
	Total Liabilities	24,513.82	16,945.47
	TOTAL EQUITY AND LIABILITIES	36,438.25	27,391.78
for and on behalf of the Board			
B&B Triplewall Containers Limited			
MANISH BOTHRA	Digitally signed by MANISH BOTHRA Date: 2024.05.30 17:41:24 +05'30'	RAVI AGARWAL	Digitally signed by RAVI AGARWAL Date: 2024.05.30 17:30:14 +05'30'
Manish Bothra		Ravi Agarwal	
Director		Director cum CFO	
DIN: 07153582		DIN: 00636684	
		AMIT AGARWAL	Digitally signed by AMIT AGARWAL Date: 2024.05.30 17:32:04 +05'30'
		Amit Agarwal	
		CEO	
Place : Bangalore			
Date : 30/05/2024			

B&B Triplewall Containers Limited						
REGD. OFFICE :- Sy.No. 263/2/3, Marsur Madiwal Village, Kasaba Hobli, Anekal Taluk, Bengaluru - 562106 IN						
CIN: L21015KA2011PLC060106						
AUDITED CONSOLIDATED FINANCIAL RESULTS FOR THE QUARTER AND YEAR ENDED 31ST MARCH, 2024						
(Rs. in Lakhs)						
S No.	PARTICULARS	Quarter Ended			Year Ended	
		31-Mar-24 (Audited)	31-Dec-23 (Unaudited)	31-Mar-23 (Audited)	31-Mar-24 (Audited)	31-Mar-23 (Audited)
1	Income					
	(a) Revenue from Operation	10,287.05	9,155.80	8,028.54	37,539.43	33,654.44
	(b) Other Income	17.18	19.33	33.15	90.40	95.78
	Total Income	10,304.23	9,175.13	8,061.69	37,629.83	33,750.23
2	Expenses :					
	(a) Cost of material consumed	7,458.08	6,453.90	5,699.06	26,723.36	25,042.55
	(b) Purchase of Stock-in-trade	-	-	-	-	-
	(c) Change in inventory of finished goods, work in progress and stock in trade	(36.14)	(41.20)	(105.87)	86.39	(208.54)
	(d) Employees benefits expense	709.09	649.48	510.40	2,595.20	2,007.32
	(e) Finance Cost	194.45	180.90	163.99	681.99	625.62
	(f) Depreciation and Amortisation expense	287.31	288.77	243.29	1,045.26	898.07
	(g) Other Expenses	1,160.37	1,147.54	818.63	4,189.98	2,981.50
	Total Expenses	9,773.16	8,679.40	7,329.51	35,322.18	31,346.52
3	Profit Before Tax (1-2)	531.07	495.72	732.18	2,307.65	2,403.71
4	Tax Expense:					
	Current tax	166.71	173.31	197.02	703.73	651.39
	Deferred Tax	(10.47)	(33.93)	(21.33)	(82.58)	(40.05)
	Prior Period Tax	-	(3.48)	-	(3.48)	-
5	Profit/ (Loss) for the Period (PAT) 3-4	374.82	359.82	556.49	1,689.98	1,792.37
6	Other Comprehensive Income (Net of Tax)					
	(i) Items that will not be reclassified to profit or loss					
	-Remeasurement of net defined benefit plans	(5.39)	-	4.53	(5.39)	4.53
	(ii) Income Tax relating to remeasurement of net defined benefit plans					
	-Remeasurement of net defined benefit plans	(1.36)	-	1.37	(1.36)	1.37
	Total Other Comprehensive Income (Net of Tax)	(6.75)	-	5.90	(6.75)	5.90
7	Total Comprehensive Income for the period	368.07	359.82	562.39	1,683.23	1,798.27
8	Profit/(Loss) Attributable to the					
	a) Owners of the Company	391.66	384.03	562.40	1,752.30	1,798.45
	b) Non Controlling Interest	(23.58)	(24.21)	(0.01)	(69.06)	(0.18)
9	Paid Up equity shares (Face/Paid up value of Rs. 10)	205.11	205.11	205.11	205.11	205.11
10	Earnings per Equity Share - After extraordinary items (Annualized)	7.64	7.49	10.97	8.54	8.77
	Basic and Diluted Earnings Per Share (EPS)	7.64	7.49	10.97	8.54	8.77

for and on behalf of the Board
B&B Triplewall Containers Limited

<p>MANISH BOTHRA Digitally signed by MANISH BOTHRA Date: 2024.05.30 17:43:24 +05'30'</p> <p>Manish Bothra Director DIN: 07153582</p>	<p>RAVI AGARWAL Digitally signed by RAVI AGARWAL Date: 2024.05.30 17:30:34 +05'30'</p> <p>Ravi Agarwal Director cum CFO DIN: 00636684</p>	<p>AMIT AGARWAL Digitally signed by AMIT AGARWAL Date: 2024.05.30 17:32:18 +05'30'</p> <p>Amit Agarwal CEO</p>
--	---	---

Place : Bangalore
Date : 30/05/2024

B&B Triplewall Containers Limited		
REGD. OFFICE :- Sy.No. 263/2/3, Marsur Madiwal Village, Kasaba Hobli, Anekal Taluk, Bengaluru - 562106 IN		
CIN: L21015KA2011PLC060106		
AUDITED CONSOLIDATED STATEMENT OF CASH FLOW FOR THE YEAR ENDED 31ST MARCH, 2024		
(Rs In Lakhs)		
Particulars	For the year ended March 31, 2024	For the year ended March 31, 2023
Cash Flow from operating activities		
Profit/(Loss) after tax	1,689.98	1,792.37
Adjustments for non-cash items:		
Depreciation / Amortization	1,045.26	898.07
Loss on sale of Fixed Assets	-	-
Profit on sale of Fixed Assets	(6.78)	(8.46)
Interest Expenses	681.99	625.62
Rental Income	(64.47)	(61.49)
Interest Income	(7.88)	(5.19)
Provision for Income Tax	619.02	611.34
Other Comprehensive Income	(6.75)	5.90
Operating Profit before working capital changes	3,950.37	3,858.15
Movements in working Capital :		
(Decrease) / Increase in Trade payables	938.77	721.07
(Decrease) / Increase Other current financial liabilities	748.03	(18.76)
(Decrease) / Increase in short-term provisions	11.94	(6.25)
(Decrease) / Increase in other non current financial liabilities	2.09	1.96
(Decrease) / Increase in Non Current/Current Provisions	(1.93)	(1.93)
Decrease / (Increase) in Other non current financial assets	1,651.22	(1,429.18)
Decrease / (Increase) in Other Non-current assets	(51.69)	4.43
Decrease / (Increase) in inventories	770.72	(979.70)
Decrease / (Increase) in trade receivables	(2,123.92)	(692.79)
Decrease / (Increase) in Other Bank balances	2.41	(18.30)
Decrease / (Increase) in other current financial assets	(10.73)	(15.52)
Decrease / (Increase) in Other current assets	431.42	(488.48)
Cash generated from / (used in) Operations	6,318.69	934.70
Direct Taxes Paid (Net of Refunds)	629.97	772.68
Net cash flow from / (used in) operating activities(A)	5,688.72	162.01
Cash Flow from investing activities		
Purchase of Fixed Assets	(10,828.46)	(6,528.81)
Sale of Fixed Assets	8.15	18.18
Interest Income	7.88	5.19
Rental Income	64.47	61.49
Net cash flow from / (used in) investing activities (B)	(10,747.95)	(6,443.94)
Cash Flows from financing activities		
Increase (Decrease) in Long Term Borrowings	4,067.90	5,674.71
Increase (Decrease) in Working Capital Borrowings	1,746.33	1,549.83
Share capital- NCI		30.00
Dividend paid	(205.11)	(205.11)
Interest Expense	(681.99)	(625.62)
Net cash flow from / (used in) financing activities (C)	4,927.12	6,423.81
Net Increase / (Decrease) in cash and cash equivalents (A+B+C)	(132.11)	141.88
Cash and cash equivalents at the beginning of the year	148.03	6.16
Cash and Cash Equivalents at the end of the year	15.92	148.03
Components of Cash and Cash Equivalents		
Cash on Hand	11.43	5.03
With Banks	4.49	143.01
Total Cash and Cash Equivalents	15.92	148.03
for and on behalf of the Board		
B&B Triplewall Containers Limited		
MANISH BOTHRA <small>Digitally signed by MANISH BOTHRA Date: 2024.05.30 17:43:54 +05'30'</small> Manish Bothra Director DIN: 07153582	RAVI AGARWAL <small>Digitally signed by RAVI AGARWAL Date: 2024.05.30 17:30:50 +05'30'</small> Ravi Agarwal Director cum CFO DIN: 00636684	AMIT AGARWAL <small>Digitally signed by AMIT AGARWAL Date: 2024.05.30 17:32:34 +05'30'</small> Amit Agarwal CEO
Place : Bangalore		
Date : 30/05/2024		

Additional Disclosure as per Clause 52(4) of the SEBI (Listing Obligations and Disclosure Requirements) Regulations, 2015 (Consolidated)						
SL No	Particulars	Quarter Ended			Year Ended	
		31-Mar-24	31-Dec-23	31-Mar-23	31-Mar-24	31-Mar-23
		(Audited)	(Unaudited)	(Audited)	(Audited)	(Audited)
1.	Total Income from Operations	10,287.05	9,155.80	8,028.54	37,539.43	33,654.44
2.	Net Profit / (Loss) for the period (before Tax, Exceptional and/or Extraordinary items)	531.07	495.72	732.18	2,307.65	2,403.71
3.	Net Profit / (Loss) for the period before tax (after Exceptional and/or Extraordinary items)	531.07	495.72	732.18	2,307.65	2,403.71
4.	Net Profit / (Loss) for the period after tax (after Exceptional and/or Extraordinary items)	374.82	359.82	556.49	1,689.98	1,792.37
5.	Total Comprehensive Income for the period [Comprising Profit/ (Loss) for the period (after tax) and Other Comprehensive Income (after tax)]	368.07	359.82	562.39	1,683.23	1,798.27
6.	Paid up Equity Share Capital	2,051.12	2,051.12	2,051.12	2,051.12	2,051.12
7.	Reserves (excluding Revaluation Reserve)	7,826.40	7,472.00	6,279.21	7,826.40	6,279.21
8.	Securities Premium Account	2,086.15	2,086.15	2,086.15	2,086.15	2,086.15
9.	Net worth	11,963.67	11,609.27	10,416.49	11,963.67	10,416.49
10.	Outstanding Redeemable Preference Shares@1000 Each	5467 shares	5467 shares	5467 shares	5467 shares	5467 shares
	Ratios					
11.	Debt Equity Ratio(Debt/Equity)	1.58	1.47	1.26	1.58	1.26
12.	Earnings Per Share (of Rs.10 /- each) (for continuing and discontinued operations) - Annualized					
	1. Basic:	7.64	7.02	10.97	8.54	8.77
	2. Diluted	7.64	7.02	10.97	8.54	8.77
13.	Capital Redemption Reserve	-	-	-	-	-
14.	Debenture Redemption Reserve	-	-	-	-	-
15.	Debt Service Coverage Ratio(EBIDA/Principle+interest)-Annualized	0.18	0.22	0.29	0.17	0.24
16.	Interest Service Coverage Ratio(EBIT/interest)	3.73	3.74	5.46	4.38	4.84
17.	Current Ratio(Current Assets/Current Liabilities)	1.14	1.45	1.51	1.14	1.51
18.	Long term debt to working capital;(Long Term Borrowings/Working Capital)	7.31	3.49	1.89	7.31	1.89
19.	Bad debts to Account receivable ratio;(Bad Debts/Average Trade Receivables)	-	-	-	-	-
20.	Current liability ratio(Current Liabilities/Total Liabilities)	0.33	0.25	0.31	0.33	0.31
21.	Total debts to Total assets;(Long Term Borrowings+Short Term Borrowings/Total Assets)	0.52	0.51	0.48	0.52	0.48
22.	Debtors turnover(Total Sale of Products and Services/Debtors)-Annualized	5.22	5.73	5.57	4.76	5.84

Notes

1. The above Audited Consolidated Financial Results for the quarter and year ended 31 March 2024, are prepared and published in accordance with Regulation 33 of the SEBI (Listing obligations & Disclosure Requirements) Regulations, 2015, as amended.
2. The Audit Committee has reviewed, and the Board of Directors has approved the above results and its release at their respective meetings held on 30th May 2024. The Statutory Auditors of the Company have issued audit report with unmodified opinion on the above results.
3. The requirement of Ind AS 108 "Segment Reporting" is not applicable to the Company as it is engaged in single business segment.
4. Previous period's figures have been regrouped/re-classified wherever necessary to make the same comparable.
5. The above audited Consolidated Financial results have been prepared in accordance with the guidelines and accounting standards as issued by the Securities and Exchange Board of India (SEBI) and the Indian Accounting Standards (Ind AS) prescribed under section 133 of the Companies Act, 2013.
6. As per requirements of regulation 33 of the Securities and Exchange Board of India, the company is required to publish Consolidated audited financial results. Investors can view the Consolidated audited financial results of the company for the Year ended and Quarter Ended March 31,2024 on the Company's website www.boxandboard.in or on www.nseindia.com, the website of National Stock Exchange (NSE) or www.bseindia.com the website of Bombay stock Exchange(BSE).

For and on behalf of the Board
B&B Triplewall Containers Limited

MANISH Digitally signed by
BOTHRA MANISH BOTHRA
Date: 2024.05.30
17:44:14 +05'30'

Manish Bothra
Director
DIN:07153582

RAVI Digitally signed
AGARWA by RAVI
L AGARWAL
Date: 2024.05.30
17:31:11 +05'30'

Ravi Agarwal
Director cum CFO
DIN:00636684

AMIT Digitally signed
AGARWA by AMIT
L AGARWAL
Date: 2024.05.30
17:32:49 +05'30'

Amit Agarwal
CEO

Place: Bangalore
Date: 30/05/2024