



Motilal Oswal Financial Services Limited

CIN: L67190MH2005PLC153397

Regd. Off.: Motilal Oswal Tower,

Rahimtullah Sayani Road,

Opp. Parel ST Depot,

Prabhadevi, Mumbai – 400025

Board: +91 22 7193 4200 / 4263

Fax: +91 22 5036 2365

July 22, 2024

To,
BSE Limited
P. J. Towers,
Dalal Street, Fort,
Mumbai - 400001
Security Code: 532892

National Stock Exchange of India Limited
Exchange Plaza, Plot No. C/1, G Block,
Bandra-Kurla Complex, Bandra (E),
Mumbai - 400051
Symbol: MOTILALOFS

Sub.: ICRA Credit Rating – Revision in Rating Outlook from “Stable” to “Positive”

Dear Sir/Madam,

Pursuant to the provisions of Regulation 30 read with Para A of Part A of Schedule III of the Securities and Exchange Board of India (Listing Obligations and Disclosure Requirements) Regulations, 2015 (“Listing Regulations”) (as amended), we wish to inform the Exchange that ICRA Limited (“ICRA”) has revised the Rating Outlook **from “Stable” to “Positive”** for long-term debt instruments of the Company and its Material Subsidiaries based on the below rationale:

ICRA has revised the Rating Outlook from Stable to Positive considering the Company’s improved scale and diversification in the capital market & allied businesses, along with its strong operational and financial performance boosted by industry tailwinds. Further, they have also noted that the Motilal Oswal Group has demonstrated ability to retain its strong market position through capital market cycles. The net profit was further boosted by the large MTM gains in the equity-oriented investment book amid the rally in the domestic markets.

Further, the credit profile remains supported by the Group’s long-standing track record and strong market position in the capital market-related business, its history of healthy profitability, comfortable capitalisation, and strong liquidity.

Moreover, ICRA has also considered strengthen process, system and performance of Motilal Oswal Home Finance Limited (“MOHFL”), Material Subsidiary of the Company.

Motilal Oswal Financial Services Limited

CIN: L67190MH2005PLC153397

Regd. Off.: Motilal Oswal Tower,

Rahimtullah Sayani Road,

Opp. Parel ST Depot,

Prabhadevi, Mumbai – 400025

Board: +91 22 7193 4200 / 4263

Fax: +91 22 5036 2365

The details of instrument-wise Rating of the Company and its Material Subsidiaries are mentioned hereinbelow in the table:

Name of the Company	Instrument Type	Previous Rated Amount (Rs. in Cr.)	Current Rated Amount (Rs. In Cr.)	Rating/ Outlook	Rating Action
Motilal Oswal Financial Services Limited	Commercial paper	5,750	6,250	[ICRA]A1+	reaffirmed and assigned for enhanced amount
	Long-term principal protected market linked debentures	100	-	PP-MLD[ICRA]AA (Positive)	outlook revised to Positive from Stable; rating reaffirmed and withdrawn ^s
	Long-term fund-based / Non-fund based bank lines	300	300	[ICRA]AA (Positive)	reaffirmed and outlook revised to Positive from Stable
Motilal Oswal Home Finance Limited (Material Subsidiary)	Commercial Paper Programme	500	500	[ICRA]A1+	reaffirmed
	Non-convertible Debenture Programme	25	-	[ICRA]AA (Positive)	outlook revised to Positive from Stable; ratings reaffirmed and withdrawn*
Motilal Oswal Finvest Limited (Material Subsidiary)	Non-convertible debenture	100	100	[ICRA]AA (Positive)	reaffirmed and outlook revised to Positive from Stable
	Market Linked Debentures (PP-MLD) [#]	200	200	PP-MLD[ICRA]AA (Positive)	reaffirmed and outlook revised to Positive from Stable

Motilal Oswal Financial Services Limited

CIN: L67190MH2005PLC153397

Regd. Off.: Motilal Oswal Tower,

Rahimtullah Sayani Road,

Opp. Parel ST Depot,

Prabhadevi, Mumbai – 400025

Board: +91 22 7193 4200 / 4263

Fax: +91 22 5036 2365

Name of the Company	Instrument Type	Previous Rated Amount (Rs. in Cr.)	Current Rated Amount (Rs. In Cr.)	Rating/ Outlook	Rating Action
	Non-convertible debenture [^]	800	800	[ICRA]AA (Positive)	reaffirmed and outlook revised to Positive from Stable

§ICRA has also reaffirmed and withdrawn the rating on the Rs. 100-crore principal protected market linked debentures, in accordance with its policy on the withdrawal of credit ratings as the instruments have matured and have been fully repaid.

**ICRA has also reaffirmed and withdrawn the rating on the Rs. 25 crore of non-convertible debenture, in accordance with its policy on the withdrawal of credit ratings as the instruments have matured and have been fully repaid.*

#Market linked debenture limits is interchangeable with non-convertible debenture up to Rs. 1,000 Cr., if placed as NCD, rating of [ICRA]AA (stable) will be applicable.

^Part of the interchangeable limit i.e. Rs. 800 Cr. of PP-MLD has been issued as NCD.

The Rating Rationale Letters received from ICRA for the Company and its Material Subsidiaries are enclosed herewith.

Kindly take the same on record.

Thanking you,

Yours faithfully,

For Motilal Oswal Financial Services Limited

Kailash Purohit
Company Secretary & Compliance Officer

Encl.: As above

July 22, 2024

Motilal Oswal Financial Services Limited: Ratings reaffirmed and rated amount enhanced; Outlook revised to Positive from Stable

Summary of rating action

Instrument*	Previous Rated Amount (Rs. crore)	Current Rated Amount (Rs. crore)	Rating Action
Commercial paper	5,750.00	6,250.00	[ICRA]A1+; reaffirmed and assigned for enhanced amount
Long-term principal protected market linked debentures	100.00	-	PP-MLD[ICRA]AA (Positive); outlook revised to Positive from Stable; rating reaffirmed and withdrawn
Long-term fund-based/Non-fund based bank lines	300.00	300.00	[ICRA]AA (Positive); reaffirmed and outlook revised to Positive from Stable
Total	6,150.00	6,550.00	

*Instrument details are provided in Annexure I

Rationale

While arriving at the ratings, ICRA has considered the consolidated financials of Motilal Oswal Financial Services Limited (MOFSL or the Group) and has taken a consolidated view of the credit profiles of MOFSL and its subsidiaries, including Motilal Oswal Wealth Limited (MOWL), Motilal Oswal Finvest Limited (MOFL) and Motilal Oswal Home Finance Limited (MOHFL), as the companies have operational and business synergies in addition to a shared name and management oversight.

The revision in the outlook to Positive considers MOFSL's improving scale and diversification in the capital market & allied businesses, along with its strong operational and financial performance boosted by industry tailwinds. The Group has demonstrated its ability to retain its strong market position through capital market cycles despite the evolving operating landscape in terms of regulations and competition. Supported by industry tailwinds, MOFSL reported its best-ever performance in FY2024. The net profit was further boosted by the large MTM gains in the equity-oriented investment book amid the rally in the domestic markets. Overall, the credit profile remains supported by the Group's long-standing track record and strong market position in the capital market-related business, its history of healthy profitability, comfortable capitalisation, and strong liquidity.

These strengths are, however, partially offset by the inherently volatile nature of capital market-related businesses and hence the associated income, intense competition in the equity broking space and the risks emanating from technological failures and the evolving regulatory landscape. Nevertheless, the scale-up in the income stream from the relatively more stable businesses, such as asset and wealth management, depository, and home finance, is expected to offer some support to the Group's revenue profile.

The Group's overall borrowings has been increasing due to the growing capital market funding and working capital requirements. However, strong earnings from operations and fair value gains from the treasury investments kept the gearing in the capital market business (excluding the housing finance company (HFC)) flat at 1.4 times (net gearing of 1.14 times) as of March 31, 2024 vis-à-vis March 31, 2023, though it was elevated compared to the past 10-year average of 0.8 times. The financial leverage in the home finance business was characterised by a gearing of 2.4 times as of March 31, 2024. Given the sizeable deployment of net worth towards equity assets, the gearing will be exposed to market movements. As per the management, the Group intends to maintain a gearing of less than 2 times (up to 3 times approved by board) in the capital market business (consolidated, excluding the HFC) and less than 4 times in the housing finance business.

ICRA takes note of the gradual improvement in the asset quality of the housing finance business in recent years. The performance of the new book (originated after the strengthening of the processes and systems, after April 2018) has been satisfactory, though it remains relatively unseasoned. With the material scale-up of the capital market lending book, the Group is also exposed to the market and credit risks associated with this segment, given the volatile nature of the underlying asset class and its sensitivity to capital market movements. Nevertheless, sizeable cash accruals from established capital market-related businesses and the comfortable capitalisation profile provide adequate buffer to absorb any losses and incremental credit costs. Given the significant dependence on technology, the reliable performance of the systems, particularly in times of high volatility or market turmoil, and the ability to keep up with emerging advancements to maintain a leading market position remain imperative.

The Group is in the process of reorganising its structure. The broking business housed under MOFSL will be transferred to Motilal Oswal Broking and Distribution Private Limited (erstwhile Glide Tech Investment Advisory Private Limited) while the wealth management business under MOWL will be transferred to MOFSL. The entities in the lending business, i.e. MOFL and MOHFL, would remain MOFSL's subsidiaries. The proposed restructuring is not expected to impact the Group's credit profile.

ICRA has also reaffirmed and withdrawn the rating on the Rs. 100-crore principal protected market linked debentures, in accordance with its policy on the withdrawal of credit ratings as the instruments have matured and have been fully repaid.

Key rating drivers and their description

Credit strengths

Long-standing track record and strong market position in various capital market-related businesses – The Group has a presence in diverse business segments comprising retail and institutional broking, wealth management, capital market-related lending, investment banking, asset management, and housing finance. It is an established player in the equity broking business with a track record of over three decades and a pan-India presence across 2,500+ locations with 8,010+ franchises. As of March 31, 2024, it was the 8th largest securities broking company with an active National Stock Exchange (NSE) client base of 8.8 lakh. The Group also has a reasonable presence in the institutional broking segment, catering to over 800 clients, supported by research coverage on 250+ companies. With the recovery in secondary market returns, the Group expanded its market share in margin trade financing (MTF) and the cash and derivatives segments in FY2024. Besides broking, the Group has an established presence in asset management and wealth management, overseeing assets under advise (AUA) of over Rs. 2.1 lakh crore as of March 31, 2024.

Track record of healthy profitability – The Group's capital market business has grown significantly in recent years. Supported by industry tailwinds, it reported its best-ever performance in FY2024. Led by broking and capital market lending, the Group recorded its best-ever operating profit (PBT excluding mark-to-market (MTM) gains & extra-ordinary items) of Rs. 1,568 crore, 40% above the previous high in FY2022 and well above the past 10-year average of Rs. 691 crore. The net profit was further boosted by MTM gains from the equity-oriented investment book.

Overall, the Group reported healthy profitability in FY2024 with a net profit of Rs. 2,446 crore (Rs. 933 crore in FY2023), PAT/NOI of 67% (34% in FY2023) and return on equity of 33% (16% in FY2023; 10-year average of 19%). The performance of the housing finance business was also satisfactory with a return on assets of 3% and a return on equity of 11% in FY2024 compared to 3% and 13%, respectively, in FY2023. ICRA, however, notes that the Group's net worth is significantly deployed in equity investments. This could result in volatility in the net earnings, depending on the capital market performance, as most of these investments are fairly valued.

Comfortable capitalisation – The Group's capitalisation profile remains comfortable, supported by the healthy internal capital generation trajectory, notwithstanding dividend payouts and buybacks. As of March 31, 2024, the consolidated capitalisation

profile was characterised by a net worth {including minority interest (MI)} of Rs. 8,769 crore and a gearing of 1.6 times. While the Group has historically maintained a low gearing in the capital market-related business (excluding HFC; average consolidated gearing, excluding the HFC, was 0.7 times during FY2016-20), it was elevated at 1.4 times as of March 31, 2024. With the material scale-up of the debt-funded margin book and higher working capital requirements, the borrowings in the capital market business have increased significantly in the past two years. The gearing in the home finance business eased to 2.4 times as of March 31, 2024, from 2.6 times as of March 31, 2023.

ICRA is cognisant of MOFSL's investments in listed equities, equity mutual funds (MFs), private equity (PE) funds, real estate funds, and alternative investment funds (AIFs), which form a sizeable proportion of the consolidated net worth, exposing its capitalisation to adverse market movements. Nonetheless, the consolidated gearing remains satisfactory after adjusting for the unrealised gains from the investment book and illiquid investments.

Credit challenges

Exposed to inherent volatility in capital markets; however, presence in businesses with steadier income streams imparts some stability to earnings profile – Given the Group's focus on scaling up businesses with a relatively more stable income stream over the years, such as asset and wealth management and housing finance, the income from these businesses (typically booked as a percentage of the assets under management) increased at a compound annual growth rate (CAGR) of 12% during FY2020-24. However, income from the Group's traditional lines of business (broking, capital market-related lending, and investment banking) remains exposed to the volatility inherent in capital markets, corroborated by two instances of a decline in the revenue from these segments in the past 10 years.

ICRA notes that with the significant scale-up of broking and allied income in recent years on the back of favourable market conditions, the share of income from this segment increased to 57% of the NOI in FY2024 from 36% in FY2020. Retail broking income from the futures & options (F&O) segment contributes about 16% to the Group's NOI, remaining relatively vulnerable to regulatory risks in light of the evolving regulations and the operating environment. Also, it is noted that the Group earns carry income in the asset management company (AMC) business and has deployed sizeable capital as investments in MFs, portfolio management services (PMS), PE/RE funds, AIFs, and strategic equity investments, exposing its profitability and net worth to the volatility in the capital markets. Going forward, a scale-up of the businesses with relatively steadier income streams would be imperative for the overall stability of the Group's growth trajectory.

Relatively limited experience in lending business; however, satisfactory asset quality in recent years – The Group's housing finance business, which commenced under MOHFL in May 2014, witnessed asset quality pressure in FY2018 and FY2019. However, with several remedial measures in subsequent years, including the strengthening of the processes and systems, managerial support, and increased supervision, along with the easing of the Covid-19 pandemic-induced stress, the asset quality has stabilised gradually in recent years. ICRA notes that the new loans, originated after the strengthening of the systems and processes since April 2018, have fared relatively well in terms of asset quality, though the book remains modest and is yet to season. The headline gross non-performing advances (GNPAs) stood at 0.9%¹ as of March 31, 2024. ICRA notes that the company has forayed into high-yielding non-housing loan segments in recent years, namely developer finance and loan against property (LAP). The share of these products in the overall loan book increased to 25% as of March 31, 2024, from 12% as of March 2022. The performance of the same, in terms of asset quality, is yet to be demonstrated. Excluding the wholesale exposures, the loan book remains concentrated with the top 3 states accounting for 71% of the book (82% as of March 31, 2022). Going forward, its ability to raise funds at competitive rates and scale up the home loan book profitably, while maintaining healthy asset quality and improving the geographical diversification, will be imperative.

¹ 1.1% as of Mar-23 and 1.6% as of Mar-22; as of Mar-24, the GNPA of the new book stood at 0.3% compared to 1.6% for the legacy book

In addition to housing finance, the Group has significantly scaled up its capital market-based lending² in recent years to ~Rs. 7,317 crore as of March 31, 2024, up 87% YoY. With this, the Group remains exposed to credit and market risks, given the nature of the underlying assets. Any adverse event in the capital markets could erode the value of the underlying collateral stocks. MOFL has also invested in security receipts (SRs), wherein the underlying asset comprises home loans. Nonetheless, the performance of the capital market and allied businesses, coupled with the comfortable capitalisation profile, provides adequate buffer to absorb losses and incremental credit costs over the near term, if any.

Elevated competition, high dependence on technology, and evolving regulatory environment – Securities broking companies rely heavily on technology for trade execution, fund management, etc. Thus, technical failures or disruptions pose operational and reputation risk. Moreover, given the highly regulated nature of the industry, brokerage houses remain exposed to regulatory risk. Their ability to ensure compliance with the evolving regulatory landscape remains crucial. The sector also remains characterised by intense competition with susceptibility to the entry of new players. The Group has ceded market share to competition with the market share of active NSE clients shrinking to 2% as of March 31, 2024 from 3% as of March 31, 2020. Nonetheless, the Group has maintained its market position in terms of market share of broking volumes.

While it has managed to synthesise healthy average revenue per client, supported by the cross-selling of wealth products and research-assisted advisory services, pricing pressure cannot be ruled out given the growing popularity of discount brokerage houses. Additionally, regulatory changes such as higher margin requirements had necessitated increased borrowings or recent changes, such as uniform charges to be levied by market infrastructure institutions, are likely to impact the profitability of the broking industry, especially discount brokers (though the impact on MOFSL is likely to be less than 1% of its PBT). These changes can pose risk to the capital market volumes and hence the revenues and profitability of the industry participants. Nonetheless, the increasing financialisation of savings and the low share of wallet of the equity segment in household savings offer untapped potential for expansion in the broking sector over the longer term. Still, the possibility of pressure on profitability, especially during downturns, cannot be ruled out.

Environmental and social risks

Environmental considerations: While financial institutions do not face any material physical climate risks, they are exposed to environmental risks indirectly through their portfolio of assets. Nonetheless, such risk is not material for the Group as 57% of its lending operations are primarily focused on capital market-related lending. Further, the business activities are typically short-to-medium term in nature, which will allow it to adapt if required.

Social considerations: With regard to social risks, data security and customer privacy are among the key sources of vulnerability for financial institutions as material lapses could be detrimental to their reputation and invite regulatory censure. The Group encountered two technical glitches³ in FY2024. Going forward, its ability to offer uninterrupted services will be imperative for maintaining its customer experience. It is noted that customer preferences are increasingly shifting towards the digital mode of transacting, necessitating the adoption of technological advancements, besides providing an opportunity to reduce the operating costs. The Group has been making investments to enhance its digital interface with its customers. It also promotes financial inclusion by lending to the affordable housing segment.

² Comprises margin funding in cash and derivatives segments

³ Interruptions impacting trading for more than 5 minutes

Liquidity position: Strong

At the consolidated level, MOFSL has a strong liquidity position with a free unencumbered cash and bank balance of ~Rs. 1,529 crore (11% of consolidated borrowings), liquid investments of ~Rs. 190 crore and drawable but unutilised lines of ~Rs. 1,605 crore as on May 31, 2024. These, along with collections from the margin funding book of ~Rs. 8814 crore (which can be liquidated at short notice to generate liquidity) and the home loan book, are adequate for covering the principal repayment obligations of ~Rs. 9,348 crore till March 31, 2025.

In the broking business, the Group had placed an average margin (including client margins) of Rs. 33,621 crore at the exchanges during December 2023 to May 2024, with the average margin utilisation (basis month-end figures) standing at 70%. ICRA notes that the Group's unencumbered investment book, comprising investments in MFs, PF, RE funds and AIFs, non-convertible debentures and equity instruments (Rs. 3,551 crore as of March 31, 2024), also boosts its financial flexibility.

Rating sensitivities

Positive factors – A sustained improvement in the Group's operating profitability along with the continued scale-up of the relatively more stable businesses with recurring revenue streams, while maintaining healthy asset quality and a comfortable capitalisation profile.

Negative factors – A sustained deterioration in the asset quality in the lending businesses or the sharp weakening of the operating profitability of the capital market focused segments. Sizeable MTM losses, leading to material erosion of the net worth and impacting the Group's profitability and capitalisation, will also be a credit negative.

Analytical approach

Analytical Approach	Comments
Applicable rating methodologies	Rating Methodology Stockbroking & Allied Services Rating Methodology for Non-banking Finance Companies Policy on Withdrawal of Credit Ratings
Parent/Group support	Not applicable
Consolidation/ Standalone	ICRA has considered the consolidated financials of MOFSL and has taken a consolidated view of the credit profiles of MOFSL and its subsidiaries, including MOWL, MOFL and MOHFL, as the companies have operational and business synergies in addition to a shared name and management oversight.

About the company

Incorporated in 2005, MOFSL serves as the holding company of the Motilal Oswal Group, which is among India's leading providers of capital market-related services. The company, through its subsidiaries, provides broking and distribution services, asset, wealth and portfolio management services, private equity and housing finance.

MOFSL reported a consolidated net profit of Rs. 2,446 crore on NOI of Rs. 3,672 crore in FY2024 compared to Rs. 933 crore and Rs. 2,740 crore, respectively, in FY2023. At the consolidated level, the Group's net worth stood at ~Rs. 8,769 crore as on March 31, 2024.

Key financial indicators

MOFSL (standalone)	FY2023	FY2024
Net operating income	1,542.0	2,311.0
Profit after tax	568.9	1,490.4
Net worth (including MI)	4,453.5	5,915.9
Total assets	13,892.8	20,870.0
Gearing (times)	0.8	1.1
Return on average net worth	13.1%	28.7%

Source: Company, ICRA Research; All ratios as per ICRA's calculations; Amount in Rs. crore

Key financial indicators

MOFSL (consolidated)	FY2023	FY2024
Net operating income	2,739.7	3,672.5
Profit after tax	932.8	2,445.6
Net worth (including MI)	6,283.2	8,768.7
Total assets	23,009.9	31,829.2
Gearing (times)	1.6	1.6
Return on average net worth	15.6%	32.6%

Source: Company, ICRA Research; All ratios as per ICRA's calculations; Amount in Rs. crore; Note: As a part of its segmental reporting, the Group allocates Rs. 467 crore of expenses (including capital charge from operating businesses) in FY2024 (Rs. 382 crore in FY2023) towards the treasury desk, on adjusting the same the PBT (ex- MTM gains less allocated expenses) stands at Rs. 2035 crore in FY2024 (Rs. 1486 crore in FY2023).

Status of non-cooperation with previous CRA: Not applicable

Any other information: None

Rating history for past three years

S. No.	Instrument	Type	Current Rating (FY2025)		Chronology of Rating History for the Past 3 Years							
			Amount Rated (Rs. crore)	Date & Rating in FY2025	Date & Rating in FY2024		Date & Rating in FY2023		Date & Rating in FY2022			
					Jul 22, 2024	Mar 15, 2024 Feb 13, 2024 Sep 01, 2023	Jul 28, 2023	Sep 23, 2022		Feb 24, 2022 Nov 02, 2021	Sep 20, 2021	Aug 09, 2021
								Aug 05, 2022	Apr 29, 2022			
1	Commercial paper	Short term	6,250.00	[ICRA]A1+	[ICRA]A1+	[ICRA]A1+	[ICRA]A1+	[ICRA]A1+	[ICRA]A1+	-	-	
2	Long-term principal protected market linked debentures	Long term	100.00	PP-MLD [ICRA]AA (Positive); withdrawn	PP-MLD [ICRA]AA (Stable)	PP-MLD [ICRA]AA (Stable)	PP-MLD [ICRA]AA (Stable)	PP-MLD [ICRA]AA (Stable)	PP-MLD [ICRA]AA (Stable)	PP-MLD [ICRA]AA (Stable)	-	
3	Non-convertible debentures	Long term	-	-	-	[ICRA]AA (Stable); withdrawn	[ICRA]AA (Stable)	[ICRA]AA (Stable)	[ICRA]AA (Stable)	[ICRA]AA (Stable)	[ICRA]AA (Stable)	
4	Bank lines – Unallocated	Long term	-	-	-	-	-	[ICRA]AA (Stable)	[ICRA]AA (Stable)	[ICRA]AA (Stable)	[ICRA]AA (Stable)	
5	Long-term fund-based/Non-fund based bank lines	Long term	300.00	[ICRA]AA (Positive)	[ICRA]AA (Stable)	[ICRA]AA (Stable)	[ICRA]AA (Stable)	[ICRA]AA (Stable)	-	-	-	

Complexity level of the rated instruments

Instrument	Complexity Indicator
Commercial papers	Very Simple
Long-term principal protected market linked debentures	Moderately Complex
Bank lines	Very Simple

The Complexity Indicator refers to the ease with which the returns associated with the rated instrument could be estimated. It does not indicate the risk related to the timely payments on the instrument, which is rather indicated by the instrument's credit rating. It also does not indicate the complexity associated with analysing an entity's financial, business, industry risks or complexity related to the structural, transactional or legal aspects. Details on the complexity levels of the instruments are available on ICRA's website: [Click Here](#)

Annexure I: Instrument details

ISIN	Instrument Name	Date of Issuance	Coupon Rate	Maturity	Amount Rated (Rs. crore)	Current Rating and Outlook
NA	Long-term fund-based/Non-fund based bank lines	Feb 21, 2022	NA	NA	300.0	[ICRA]AA (Positive)
INE338I07073	Long-term principal protected market linked debentures	Sep 22, 2021	NIFTY50 Index Linked	Mar 14, 2024	100.0	PP-MLD[ICRA]AA (Positive); withdrawn
NA	Commercial paper – Yet to be issued	NA	NA	NA	990.0	[ICRA]A1+
INE338I14FH6	Commercial paper	Aug 24, 2023	9.08%	Aug 23, 2024	200.0	[ICRA]A1+
INE338I14FH6	Commercial paper	Aug 24, 2023	9.08%	Aug 23, 2024	35.0	[ICRA]A1+
INE338I14FH6	Commercial paper	Aug 24, 2023	9.08%	Aug 23, 2024	10.0	[ICRA]A1+
INE338I14FH6	Commercial paper	Aug 24, 2023	9.08%	Aug 23, 2024	5.0	[ICRA]A1+
INE338I14FH6	Commercial paper	Aug 25, 2023	9.08%	Aug 23, 2024	20.0	[ICRA]A1+
INE338I14FH6	Commercial paper	Aug 25, 2023	9.08%	Aug 23, 2024	10.0	[ICRA]A1+
INE338I14FH6	Commercial paper	Aug 25, 2023	9.08%	Aug 23, 2024	10.0	[ICRA]A1+
INE338I14FH6	Commercial paper	Aug 25, 2023	9.08%	Aug 23, 2024	10.0	[ICRA]A1+
INE338I14FH6	Commercial paper	Aug 25, 2023	9.08%	Aug 23, 2024	25.0	[ICRA]A1+
INE338I14FH6	Commercial paper	Aug 25, 2023	9.08%	Aug 23, 2024	25.0	[ICRA]A1+
INE338I14FK0	Commercial paper	Aug 30, 2023	9.08%	Aug 29, 2024	25.0	[ICRA]A1+
INE338I14FG8	Commercial paper	Aug 31, 2023	9.08%	Aug 30, 2024	175.0	[ICRA]A1+
INE338I14FG8	Commercial paper	Aug 31, 2023	9.08%	Aug 30, 2024	50.0	[ICRA]A1+
INE338I14GA9	Commercial paper	Nov 03, 2023	9.05%	Sep 23, 2024	100.0	[ICRA]A1+
INE338I14GA9	Commercial paper	Nov 09, 2023	9.05%	Sep 23, 2024	35.0	[ICRA]A1+
INE338I14GQ5	Commercial paper	Feb 07, 2024	9.24%	Feb 06, 2025	50.0	[ICRA]A1+
INE338I14GR3	Commercial paper	Feb 08, 2024	9.24%	Feb 07, 2025	50.0	[ICRA]A1+
INE338I14GR3	Commercial paper	Feb 08, 2024	9.24%	Feb 07, 2025	150.0	[ICRA]A1+
INE338I14GY9	Commercial paper	Mar 07, 2024	8.85%	Mar 07, 2025	300.0	[ICRA]A1+
INE338I14GZ6	Commercial paper	Mar 15, 2024	8.80%	Mar 13, 2025	100.0	[ICRA]A1+
INE338I14GZ6	Commercial paper	Mar 15, 2024	8.80%	Mar 13, 2025	100.0	[ICRA]A1+
INE338I14GZ6	Commercial paper	Mar 15, 2024	8.80%	Mar 13, 2025	100.0	[ICRA]A1+
INE338I14HA7	Commercial paper	Mar 18, 2024	8.80%	Mar 18, 2025	25.0	[ICRA]A1+
INE338I14HA7	Commercial paper	Mar 18, 2024	8.80%	Mar 18, 2025	100.0	[ICRA]A1+
INE338I14HC3	Commercial paper	Apr 02, 2024	8.95%	Mar 03, 2025	100.0	[ICRA]A1+
INE338I14HG4	Commercial paper	Apr 16, 2024	8.35%	Jul 16, 2024	100.0	[ICRA]A1+
INE338I14HF6	Commercial paper	Apr 16, 2024	8.72%	Mar 14, 2025	50.0	[ICRA]A1+
INE338I14HF6	Commercial paper	Apr 16, 2024	8.72%	Mar 14, 2025	50.0	[ICRA]A1+
INE338I14HF6	Commercial paper	Apr 16, 2024	8.72%	Mar 14, 2025	150.0	[ICRA]A1+
INE338I14HF6	Commercial paper	Apr 16, 2024	8.72%	Mar 14, 2025	20.0	[ICRA]A1+
INE338I14HF6	Commercial paper	Apr 16, 2024	8.72%	Mar 14, 2025	5.0	[ICRA]A1+
INE338I14HF6	Commercial paper	Apr 16, 2024	8.72%	Mar 14, 2025	5.0	[ICRA]A1+
INE338I14HF6	Commercial paper	Apr 16, 2024	8.72%	Mar 14, 2025	75.0	[ICRA]A1+
INE338I14HH2	Commercial paper	Apr 19, 2024	8.35%	Jul 19, 2024	50.0	[ICRA]A1+
INE338I14HI0	Commercial paper	Apr 30, 2024	8.25%	Jul 29, 2024	25.0	[ICRA]A1+
INE338I14HJ8	Commercial paper	May 02, 2024	8.35%	Aug 01, 2024	50.0	[ICRA]A1+
INE338I14HK6	Commercial paper	May 03, 2024	8.35%	Aug 02, 2024	25.0	[ICRA]A1+
INE338I14HK6	Commercial paper	May 03, 2024	8.35%	Aug 02, 2024	50.0	[ICRA]A1+
INE338I14HL4	Commercial paper	May 06, 2024	8.35%	Aug 05, 2024	150.0	[ICRA]A1+
INE338I14HL4	Commercial paper	May 06, 2024	8.35%	Aug 05, 2024	200.0	[ICRA]A1+

ISIN	Instrument Name	Date of Issuance	Coupon Rate	Maturity	Amount Rated (Rs. crore)	Current Rating and Outlook
INE338I14HL4	Commercial paper	May 06, 2024	8.35%	Aug 05, 2024	10.0	[ICRA]A1+
INE338I14HM2	Commercial paper	May 22, 2024	8.31%	Aug 21, 2024	50.0	[ICRA]A1+
INE338I14HM2	Commercial paper	May 22, 2024	8.31%	Aug 21, 2024	100.0	[ICRA]A1+
INE338I14FH6	Commercial paper	May 24, 2024	8.31%	Aug 23, 2024	400.0	[ICRA]A1+
INE338I14HN0	Commercial paper	May 28, 2024	8.31%	Aug 27, 2024	100.0	[ICRA]A1+
INE338I14FK0	Commercial paper	May 30, 2024	8.31%	Aug 29, 2024	200.0	[ICRA]A1+
INE338I14FG8	Commercial paper	May 31, 2024	8.31%	Aug 30, 2024	300.0	[ICRA]A1+
INE338I14HO8	Commercial paper	Jun 03, 2024	8.23%	Sep 02, 2024	200.0	[ICRA]A1+
INE338I14HO8	Commercial paper	Jun 03, 2024	8.23%	Sep 02, 2024	100.0	[ICRA]A1+
INE338I14HP5	Commercial paper	Jun 12, 2024	8.35%	Sep 11, 2024	150.0	[ICRA]A1+
INE338I14HQ3	Commercial paper	Jun 13, 2024	8.30%	Sep 12, 2024	10.0	[ICRA]A1+
INE338I14HR1	Commercial paper	Jun 14, 2024	8.35%	Sep 13, 2024	400.0	[ICRA]A1+
INE338I14HS9	Commercial paper	Jun 20, 2024	8.35%	Sep 19, 2024	100.0	[ICRA]A1+
INE338I14GA9	Commercial paper	Jun 24, 2024	8.30%	Sep 23, 2024	100.0	[ICRA]A1+
INE338I14HT7	Commercial paper	Jul 02, 2024	8.30%	Sep 27, 2024	25.0	[ICRA]A1+
INE338I14HT7	Commercial paper	Jul 02, 2024	8.30%	Sep 27, 2024	100.0	[ICRA]A1+
INE338I14HT7	Commercial paper	Jul 11, 2024	8.07%	Sep 27, 2024	50.0	[ICRA]A1+
INE338I14HT7	Commercial paper	Jul 11, 2024	8.07%	Sep 27, 2024	50.0	[ICRA]A1+

Source: Company

[Please click here to view details of lender-wise facilities rated by ICRA](#)

Annexure II: List of entities considered for consolidated analysis

Company Name	Ownership (%)	Consolidation Approach
Motilal Oswal Financial Services Limited	Parent, Rated Entity	
Motilal Oswal Commodities Broker Private Limited	100.00	
Motilal Oswal Investment Advisors Limited	100.00	
MO Alternate Investment Advisors Private Limited	100.00	
Motilal Oswal Finvest Limited	100.00	
Motilal Oswal Wealth Limited	100.00	
Motilal Oswal Asset Management Company Limited	100.00	
Motilal Oswal Trustee Company Limited	100.00	
Motilal Oswal Securities International Private Limited	100.00	
Motilal Oswal Capital Markets (Singapore) Pte. Limited	100.00	Full Consolidation
Motilal Oswal Capital Markets (Hong Kong) Private Limited	100.00	
Motilal Oswal Home Finance Limited	97.60%	
Motilal Oswal Finsec IFSC Limited	100.00	
Motilal Oswal Broking and Distribution Private Limited	100.00	
TM Investment Technologies Pvt. Ltd	61.64	
India Business Excellence Management Company	100.00	
Motilal Oswal Asset Management (Mauritius) Limited	100.00	
Motilal Oswal Capital Limited	100.00	
MO Alternate IFSC Limited	100.00	

Source: Company; Note: ICRA has taken a consolidated view of the parent (MOFSL), its subsidiaries and associates while assigning the ratings, as of Mar-24

ANALYST CONTACTS

Karthik Srinivasan
+91 22 6114 3444
karthiks@icraindia.com

Anil Gupta
+91 124 4545 314
anilg@icraindia.com

Deep Inder Singh
+91 124 4545830
deep.singh@icraindia.com

Subhrajyoti Mohapatra
+91 80 4332 6406
subhrajyoti.mohapatra@icraindia.com

Komal M Mody
+91 22 6114 3424
komal.mody@icraindia.com

RELATIONSHIP CONTACT

L. Shivakumar
+91 22 6169 3304
shivakumar@icraindia.com

MEDIA AND PUBLIC RELATIONS CONTACT

Ms. Naznin Prodhani
Tel: +91 124 4545 860
communications@icraindia.com

Helpline for business queries

+91-9354738909 (open Monday to Friday, from 9:30 am to 6 pm)
info@icraindia.com

About ICRA Limited:

ICRA Limited was set up in 1991 by leading financial/investment institutions, commercial banks and financial services companies as an independent and professional investment Information and Credit Rating Agency.

Today, ICRA and its subsidiaries together form the ICRA Group of Companies (Group ICRA). ICRA is a Public Limited Company, with its shares listed on the Bombay Stock Exchange and the National Stock Exchange. The international Credit Rating Agency Moody's Investors Service is ICRA's largest shareholder.

For more information, visit www.icra.in

ICRA Limited



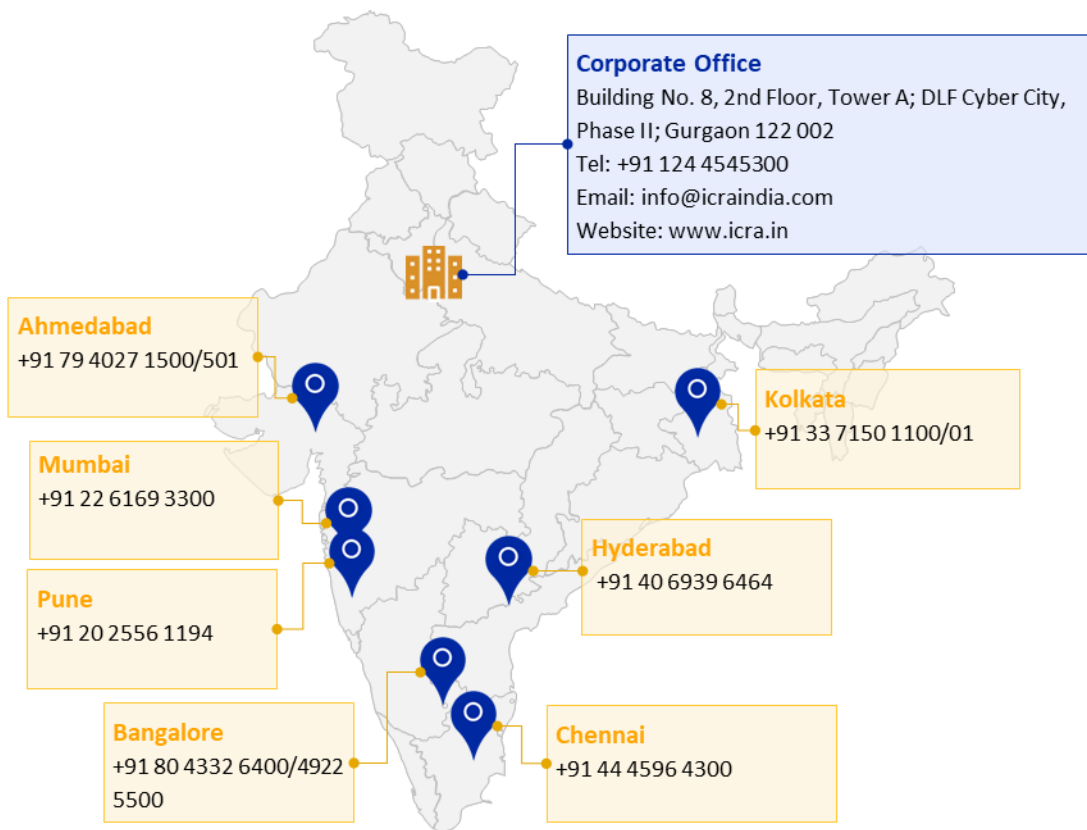
Registered Office

B-710, Statesman House, 148, Barakhamba Road, New Delhi-110001

Tel: +91 11 23357940-45



Branches



© Copyright, 2024 ICRA Limited. All Rights Reserved.

Contents may be used freely with due acknowledgement to ICRA.

ICRA ratings should not be treated as recommendation to buy, sell or hold the rated debt instruments. ICRA ratings are subject to a process of surveillance, which may lead to revision in ratings. An ICRA rating is a symbolic indicator of ICRA's current opinion on the relative capability of the issuer concerned to timely service debts and obligations, with reference to the instrument rated. Please visit our website www.icra.in or contact any ICRA office for the latest information on ICRA ratings outstanding. All information contained herein has been obtained by ICRA from sources believed by it to be accurate and reliable, including the rated issuer. ICRA however has not conducted any audit of the rated issuer or of the information provided by it. While reasonable care has been taken to ensure that the information herein is true, such information is provided 'as is' without any warranty of any kind, and ICRA in particular, makes no representation or warranty, express or implied, as to the accuracy, timeliness or completeness of any such information. Also, ICRA or any of its group companies may have provided services other than rating to the issuer rated. All information contained herein must be construed solely as statements of opinion, and ICRA shall not be liable for any losses incurred by users from any use of this publication or its contents.

July 22, 2024

Motilal Oswal Home Finance Limited: Rating reaffirmed for CP; reaffirmed and withdrawn for NCD

Summary of rating action

Instrument*	Previous Rated Amount (Rs. crore)	Current Rated Amount (Rs. crore)	Rating Action
Commercial Paper Programme	500.00	500.00	[ICRA]A1+; reaffirmed
Non-convertible Debenture programme	25.00	0.00	[ICRA]AA (Positive) outlook revised to Positive from Stable; ratings reaffirmed and withdrawn
Total	525.00	500.00	

*Instrument details are provided in Annexure I

Rationale

Rationale

While arriving at the ratings, ICRA has considered the consolidated financials of Motilal Oswal Financial Services Limited (MOFSL or the Group) and has taken a consolidated view of the credit profiles of MOFSL and its subsidiaries, including Motilal Oswal Wealth Limited (MOWL), Motilal Oswal Finvest Limited (MOFL) and Motilal Oswal Home Finance Limited (MOHFL), as the companies have operational and business synergies in addition to a shared name and management oversight.

The revision in the outlook to Positive considers MOFSL's improving scale and diversification in the capital market & allied businesses, along with its strong operational and financial performance boosted by industry tailwinds. The Group has demonstrated its ability to retain its strong market position through capital market cycles despite the evolving operating landscape in terms of regulations and competition. Supported by industry tailwinds, MOFSL reported its best-ever performance in FY2024. The net profit was further boosted by the large MTM gains in the equity-oriented investment book amid the rally in the domestic markets. Overall, the credit profile remains supported by the Group's long-standing track record and strong market position in the capital market-related business, its history of healthy profitability, comfortable capitalisation, and strong liquidity.

These strengths are, however, partially offset by the inherently volatile nature of capital market-related businesses and hence the associated income, intense competition in the equity broking space and the risks emanating from technological failures and the evolving regulatory landscape. Nevertheless, the scale-up in the income stream from the relatively more stable businesses, such as asset and wealth management, depository, and home finance, is expected to offer some support to the Group's revenue profile.

The Group's overall borrowings has been increasing due to the growing capital market funding and working capital requirements. However, strong earnings from operations and fair value gains from the treasury investments kept the gearing in the capital market business (excluding the housing finance company (HFC)) flat at 1.4 times (net gearing of 1.14 times) as of March 31, 2024 vis-à-vis March 31, 2023, though it was elevated compared to the past 10-year average of 0.8 times. The financial leverage in the home finance business was characterised by a gearing of 2.4 times as of March 31, 2024. Given the sizeable deployment of net worth towards equity assets, the gearing will be exposed to market movements. As per the management, the Group intends to maintain a gearing of less than 2 times (up to 3 times approved by board) in the capital market business (consolidated, excluding the HFC) and less than 4 times in the housing finance business.

ICRA takes note of the gradual improvement in the asset quality of the housing finance business in recent years. The performance of the new book (originated after the strengthening of the processes and systems, after April 2018) has been

satisfactory, though it remains relatively unseasoned. With the material scale-up of the capital market lending book, the Group is also exposed to the market and credit risks associated with this segment, given the volatile nature of the underlying asset class and its sensitivity to capital market movements. Nevertheless, sizeable cash accruals from established capital market-related businesses and the comfortable capitalisation profile provide adequate buffer to absorb any losses and incremental credit costs. Given the significant dependence on technology, the reliable performance of the systems, particularly in times of high volatility or market turmoil, and the ability to keep up with emerging advancements to maintain a leading market position remain imperative.

The Group is in the process of reorganising its structure. The broking business housed under MOFSL will be transferred to Motilal Oswal Broking and Distribution Private Limited (erstwhile Glide Tech Investment Advisory Private Limited) while the wealth management business under MOWL will be transferred to MOFSL. The entities in the lending business, i.e. MOFL and MOHFL, would remain MOFSL's subsidiaries. The proposed restructuring is not expected to impact the Group's credit profile.

ICRA has also reaffirmed and withdrawn the rating on the Rs. 25 crore of non-convertible debenture, in accordance with its policy on the withdrawal of credit ratings as the instruments have matured and have been fully repaid.

Key rating drivers and their description

Credit strengths

Long-standing track record and strong market position in various capital market-related businesses – The Group has a presence in diverse business segments comprising retail and institutional broking, wealth management, capital market-related lending, investment banking, asset management, and housing finance. It is an established player in the equity broking business with a track record of over three decades and a pan-India presence across 2,500+ locations with 8,010+ franchises. As of March 31, 2024, it was the 8th largest securities broking company with an active National Stock Exchange (NSE) client base of 8.8 lakh. The Group also has a reasonable presence in the institutional broking segment, catering to over 800 clients, supported by research coverage on 250+ companies. With the recovery in secondary market returns, the Group expanded its market share in margin trade financing (MTF) and the cash and derivatives segments in FY2024. Besides broking, the Group has an established presence in asset management and wealth management, overseeing assets under advise (AUA) of over Rs. 2.1 lakh crore as of March 31, 2024.

Track record of healthy profitability – The Group's capital market business has grown significantly in recent years. Supported by industry tailwinds, it reported its best-ever performance in FY2024. Led by broking and capital market lending, the Group recorded its best-ever operating profit (PBT excluding mark-to-market (MTM) gains & extra-ordinary items) of Rs. 1,568 crore, 40% above the previous high in FY2022 and well above the past 10-year average of Rs. 691 crore. The net profit was further boosted by MTM gains from the equity-oriented investment book.

Overall, the Group reported healthy profitability in FY2024 with a net profit of Rs. 2,446 crore (Rs. 933 crore in FY2023), PAT/NOI of 67% (34% in FY2023) and return on equity of 33% (16% in FY2023; 10-year average of 19%). The performance of the housing finance business was also satisfactory with a return on assets of 3% and a return on equity of 11% in FY2024 compared to 3% and 13%, respectively, in FY2023. ICRA, however, notes that the Group's net worth is significantly deployed in equity investments. This could result in volatility in the net earnings, depending on the capital market performance, as most of these investments are fairly valued.

Comfortable capitalisation – The Group's capitalisation profile remains comfortable, supported by the healthy internal capital generation trajectory, notwithstanding dividend payouts and buybacks. As of March 31, 2024, the consolidated capitalisation profile was characterised by a net worth {including minority interest (MI)} of Rs. 8,769 crore and a gearing of 1.6 times. While the Group has historically maintained a low gearing in the capital market-related business (excluding HFC; average consolidated gearing, excluding the HFC, was 0.7 times during FY2016-20), it was elevated at 1.4 times as of March 31, 2024.

With the material scale-up of the debt-funded margin book and higher working capital requirements, the borrowings in the capital market business have increased significantly in the past two years. The gearing in the home finance business eased to 2.4 times as of March 31, 2024, from 2.6 times as of March 31, 2023.

ICRA is cognisant of MOFSL's investments in listed equities, equity mutual funds (MFs), private equity (PE) funds, real estate funds, and alternative investment funds (AIFs), which form a sizeable proportion of the consolidated net worth, exposing its capitalisation to adverse market movements. Nonetheless, the consolidated gearing remains satisfactory after adjusting for the unrealised gains from the investment book and illiquid investments.

Credit challenges

Exposed to inherent volatility in capital markets; however, presence in businesses with steadier income streams imparts some stability to earnings profile – Given the Group's focus on scaling up businesses with a relatively more stable income stream over the years, such as asset and wealth management and housing finance, the income from these businesses (typically booked as a percentage of the assets under management) increased at a compound annual growth rate (CAGR) of 12% during FY2020-24. However, income from the Group's traditional lines of business (broking, capital market-related lending, and investment banking) remains exposed to the volatility inherent in capital markets, corroborated by two instances of a decline in the revenue from these segments in the past 10 years.

ICRA notes that with the significant scale-up of broking and allied income in recent years on the back of favourable market conditions, the share of income from this segment increased to 57% of the NOI in FY2024 from 36% in FY2020. Retail broking income from the futures & options (F&O) segment contributes about 16% to the Group's NOI, remaining relatively vulnerable to regulatory risks in light of the evolving regulations and the operating environment. Also, it is noted that the Group earns carry income in the asset management company (AMC) business and has deployed sizeable capital as investments in MFs, portfolio management services (PMS), PE/RE funds, AIFs, and strategic equity investments, exposing its profitability and net worth to the volatility in the capital markets. Going forward, a scale-up of the businesses with relatively steadier income streams would be imperative for the overall stability of the Group's growth trajectory.

Relatively limited experience in lending business; however, satisfactory asset quality in recent years – The Group's housing finance business, which commenced under MOHFL in May 2014, witnessed asset quality pressure in FY2018 and FY2019. However, with several remedial measures in subsequent years, including the strengthening of the processes and systems, managerial support, and increased supervision, along with the easing of the Covid-19 pandemic-induced stress, the asset quality has stabilised gradually in recent years. ICRA notes that the new loans, originated after the strengthening of the systems and processes since April 2018, have fared relatively well in terms of asset quality, though the book remains modest and is yet to season. The headline gross non-performing advances (GNPAs) stood at 0.9%¹ as of March 31, 2024. ICRA notes that the company has forayed into high-yielding non-housing loan segments in recent years, namely developer finance and loan against property (LAP). The share of these products in the overall loan book increased to 25% as of March 31, 2024, from 12% as of March 2022. The performance of the same, in terms of asset quality, is yet to be demonstrated. Excluding the wholesale exposures, the loan book remains concentrated with the top 3 states accounting for 71% of the book (82% as of March 31, 2022). Going forward, its ability to raise funds at competitive rates and scale up the home loan book profitably, while maintaining healthy asset quality and improving the geographical diversification, will be imperative.

In addition to housing finance, the Group has significantly scaled up its capital market-based lending² in recent years to ~Rs. 7,317 crore as of March 31, 2024, up 87% YoY. With this, the Group remains exposed to credit and market risks, given the nature of the underlying assets. Any adverse event in the capital markets could erode the value of the underlying collateral stocks. MOFL has also invested in security receipts (SRs), wherein the underlying asset comprises home loans. Nonetheless,

¹ 1.1% as of Mar-23 and 1.6% as of Mar-22; as of Mar-24, the GNPA of the new book stood at 0.3% compared to 1.6% for the legacy book

² Comprises margin funding in cash and derivatives segments

the performance of the capital market and allied businesses, coupled with the comfortable capitalisation profile, provides adequate buffer to absorb losses and incremental credit costs over the near term, if any.

Elevated competition, high dependence on technology, and evolving regulatory environment – Securities broking companies rely heavily on technology for trade execution, fund management, etc. Thus, technical failures or disruptions pose operational and reputation risk. Moreover, given the highly regulated nature of the industry, brokerage houses remain exposed to regulatory risk. Their ability to ensure compliance with the evolving regulatory landscape remains crucial. The sector also remains characterised by intense competition with susceptibility to the entry of new players. The Group has ceded market share to competition with the market share of active NSE clients shrinking to 2% as of March 31, 2024 from 3% as of March 31, 2020. Nonetheless, the Group has maintained its market position in terms of market share of broking volumes.

While it has managed to synthesise healthy average revenue per client, supported by the cross-selling of wealth products and research-assisted advisory services, pricing pressure cannot be ruled out given the growing popularity of discount brokerage houses. Additionally, regulatory changes such as higher margin requirements had necessitated increased borrowings or recent changes, such as uniform charges to be levied by market infrastructure institutions, are likely to impact the profitability of the broking industry, especially discount brokers (though the impact on MOFSL is likely to be less than 1% of its PBT). These changes can pose risk to the capital market volumes and hence the revenues and profitability of the industry participants. Nonetheless, the increasing financialisation of savings and the low share of wallet of the equity segment in household savings offer untapped potential for expansion in the broking sector over the longer term. Still, the possibility of pressure on profitability, especially during downturns, cannot be ruled out.

Liquidity position: Strong

At the consolidated level, MOFSL has a strong liquidity position with a free unencumbered cash and bank balance of ~Rs. 1,529 crore (11% of consolidated borrowings), liquid investments of ~Rs. 190 crore and drawable but unutilised lines of ~Rs. 1,605 crore as on May 31, 2024. These, along with collections from the margin funding book of ~Rs. 8814 crore (which can be liquidated at short notice to generate liquidity) and the home loan book, are adequate for covering the principal repayment obligations of ~Rs. 9,348 crore till March 31, 2025.

In the broking business, the Group had placed an average margin (including client margins) of Rs. 33,621 crore at the exchanges during December 2023 to May 2024, with the average margin utilisation (basis month-end figures) standing at 70%. ICRA notes that the Group's unencumbered investment book, comprising investments in MFs, PF, RE funds and AIFs, non-convertible debentures and equity instruments (Rs. 3,551 crore as of March 31, 2024), also boosts its financial flexibility.

Rating sensitivities

Positive factors – A sustained improvement in the Group's operating profitability along with the continued scale-up of the relatively more stable businesses with recurring revenue streams, while maintaining healthy asset quality and a comfortable capitalisation profile.

Negative factors – A sustained deterioration in the asset quality in the lending businesses or the sharp weakening of the operating profitability of the capital market focused segments. Sizeable MTM losses, leading to material erosion of the net worth and impacting the Group's profitability and capitalisation, will also be a credit negative.

Analytical approach

Analytical Approach	Comments
Applicable rating methodologies	Rating Methodology Stock Broking & Allied Services Rating Methodology for Non-banking Finance Companies Policy on withdrawal of credit ratings
Parent/Group support	Not applicable
Consolidation/ Standalone	ICRA has considered the consolidated financials of Motilal Oswal Financial Services Limited (MOFSL) and has taken a consolidated view of the credit profiles of MOFSL and its subsidiaries, including Motilal Oswal Wealth Limited (MOWL), Motilal Oswal Finvest Limited (MOFL) and Motilal Oswal Home Finance Limited (MOHFL), as the companies have operational and business synergies in addition to a shared name and management oversight.

About the company

MOHFL, a housing finance company (HFC) promoted by the Motilal Oswal Group, is a subsidiary of MOFSL, which directly and indirectly held an equity stake of ~98% in the company as on March 31, 2024. It commenced lending operations in May 2014 and had a portfolio of ~Rs. 4,031 crore as on March 31, 2024.

The company has a presence across 111 locations in 12 States/ Union Territories. The company has a presence largely in Tier-II and III locations or the extended suburbs of metro cities. Its portfolio comprises about 47% to salaried customers. MOHFL reported a net profit of Rs. 133 crore on a total income of Rs. 589 crore in FY2024 compared to a net profit of Rs. 136 crore on a total income of Rs. 532 crore in FY2023. As of March 31, 2024, the capitalisation profile is characterised with net worth of Rs. 1,287 crore and gearing of 2.5 times.

Key financial indicators(audited)

MOHFL	FY2023	FY2024
Total income	531.9	589.1
Profit after tax	136.4	132.5
Total assets	4,148.0	4,552.1
Return on assets	3.4%	3.0%
Reported gearing (times)	2.6	2.4
GNPA	1.1%	0.9%
CRAR	50.9%	51.0%

Source: Company, ICRA Research; All ratios as per ICRA's calculations, Amount in Rs. crore

Motilal Oswal Financial Services Limited

Incorporated in 2005, MOFSL serves as the holding company of the Motilal Oswal Group, which is among India's leading providers of capital market-related services. The company, through its subsidiaries, provides broking and distribution services, asset, wealth and portfolio management services, private equity and housing finance.

MOFSL reported a consolidated net profit of Rs. 2,446 crore on NOI of Rs. 3,672 crore in FY2024 compared to Rs. 933 crore and Rs. 2,740 crore, respectively, in FY2023. At the consolidated level, the Group's net worth stood at ~Rs. 8769 crore as on March 31, 2024.

Key financial indicators

MOFSL (consolidated)	FY2023	FY2024
Net operating income	2,739.7	3,672.5
Profit after tax	932.8	2,445.6
Net worth (including MI)	6,283.2	8,768.7
Total assets	23,009.9	31,829.2
Gearing (times)	1.6	1.6
Return on average net worth	15.6%	32.6%

Source: Company, ICRA Research; All ratios as per ICRA's calculations; Amount in Rs. crore; Note: As a part of its segmental reporting, the Group allocates Rs. 467 crore of expenses (including capital charge from operating businesses) in FY2024 (Rs. 382 crore in FY2023) towards the treasury desk, on adjusting the same the PBT (ex- MTM gains less allocated expenses) stands at Rs. 2035 crore in FY2024 (Rs. 1486 crore in FY2023).

Status of non-cooperation with previous CRA: Not applicable

Any other information: None

Rating history for past three years

S.I No.	Instrument	Type	Current Rating (FY2025)		Chronology of Rating History for the Past 3 Years		
			Amount Rated (Rs. crore)	Date & Rating in FY2025 Jul 22, 2024	Date & Rating in FY2024 Jul 28, 2023	Date & Rating in FY2023 Aug 05, 2022	Date & Rating in FY2022 Aug 06, 2021
1	Non-convertible Debenture Programme	Long Term	-	-	-	[ICRA]AA(CE) (Stable); withdrawn	[ICRA]AA(CE) (Stable)
2	Non-convertible Debenture Programme	Long Term	25.00	[ICRA]AA (Positive); withdrawn	[ICRA]AA (Stable)	[ICRA]AA (Stable)	[ICRA]AA-(Stable)
3	Market Linked Debenture Programme	Long Term	-	-	-	PP-MLD[ICRA]AA (Stable); withdrawn	PPMLD[ICRA]AA-(Stable)
4	Commercial Paper Programme	Short Term	500.00	[ICRA]A1+	[ICRA]A1+	[ICRA]A1+	[ICRA]A1+

Complexity level of the rated instruments

Instrument	Complexity Indicator
Commercial Papers	Very Simple
Non-convertible Debentures	Very Simple

The Complexity Indicator refers to the ease with which the returns associated with the rated instrument could be estimated. It does not indicate the risk related to the timely payments on the instrument, which is rather indicated by the instrument's credit rating. It also does not indicate the complexity associated with analysing an entity's financial, business, industry risks or complexity related to the structural, transactional, or legal aspects. Details on the complexity levels of the instruments are available on ICRA's website: [Click Here](#)

Annexure I: Instrument details

ISIN	Instrument Name*	Date of Issuance / Sanction	Coupon Rate	Maturity Date	Amount Rated (Rs. crore)	Current Rating and Outlook
INE658R08123	Non-convertible Debentures	Aug 09, 2016	11.00%	Aug 07, 2026	25.00	[ICRA]AA(Positive); withdrawn
NA	Commercial Paper Programme-(yet to be issued)	NA	NA	NA	500.00	[ICRA]A1+

Source: Company

Annexure II: List of entities considered for consolidated analysis

Company Name	Ownership (%)	Consolidation Approach
Motilal Oswal Financial Services Limited	Parent	
Motilal Oswal Commodities Broker Private Limited	100.00	
Motilal Oswal Investment Advisors Limited	100.00	
MO Alternate Investment Advisors Private Limited	100.00	
Motilal Oswal Finvest Limited	100.00	
Motilal Oswal Wealth Limited	100.00	
Motilal Oswal Asset Management Company Limited	100.00	
Motilal Oswal Trustee Company Limited	100.00	
Motilal Oswal Securities International Private Limited	100.00	
Motilal Oswal Capital Markets (Singapore) Pte. Limited	100.00	Full Consolidation
Motilal Oswal Capital Markets (Hong Kong) Private Limited	100.00	
Motilal Oswal Home Finance Limited	Rated Entity	
Motilal Oswal Finsec IFSC Limited	100.00	
Motilal Oswal Broking and Distribution Private Limited	100.00	
TM Investment Technologies Pvt. Ltd	61.64	
India Business Excellence Management Company	100.00	
Motilal Oswal Asset Management (Mauritius) Limited	100.00	
Motilal Oswal Capital Limited	100.00	
MO Alternate IFSC Limited	100.00	

Source: Company; Note: ICRA has taken a consolidated view of the parent (MOFSL), its subsidiaries and associates while assigning the ratings, as of Mar-24

ANALYST CONTACTS

Karthik Srinivasan
+91 22 6114 3444
karthiks@icraindia.com

Anil Gupta
+91 124 4545 314
anilg@icraindia.com

Deep Inder Singh
+91 124 4545830
deep.singh@icraindia.com

Subhrajyoti Mohapatra
+91 80 4332 6406
subhrajyoti.mohapatra@icraindia.com

Komal M Mody
+91 22 6114 3424
komal.mody@icraindia.com

RELATIONSHIP CONTACT

L. Shivakumar
+91 22 6169 3304
shivakumar@icraindia.com

MEDIA AND PUBLIC RELATIONS CONTACT

Ms. Naznin Prodhani
Tel: +91 124 4545 860
communications@icraindia.com

Helpline for business queries

+91-9354738909 (open Monday to Friday, from 9:30 am to 6 pm)
info@icraindia.com

About ICRA Limited:

ICRA Limited was set up in 1991 by leading financial/investment institutions, commercial banks and financial services companies as an independent and professional investment Information and Credit Rating Agency.

Today, ICRA and its subsidiaries together form the ICRA Group of Companies (Group ICRA). ICRA is a Public Limited Company, with its shares listed on the Bombay Stock Exchange and the National Stock Exchange. The international Credit Rating Agency Moody's Investors Service is ICRA's largest shareholder.

For more information, visit www.icra.in

ICRA Limited



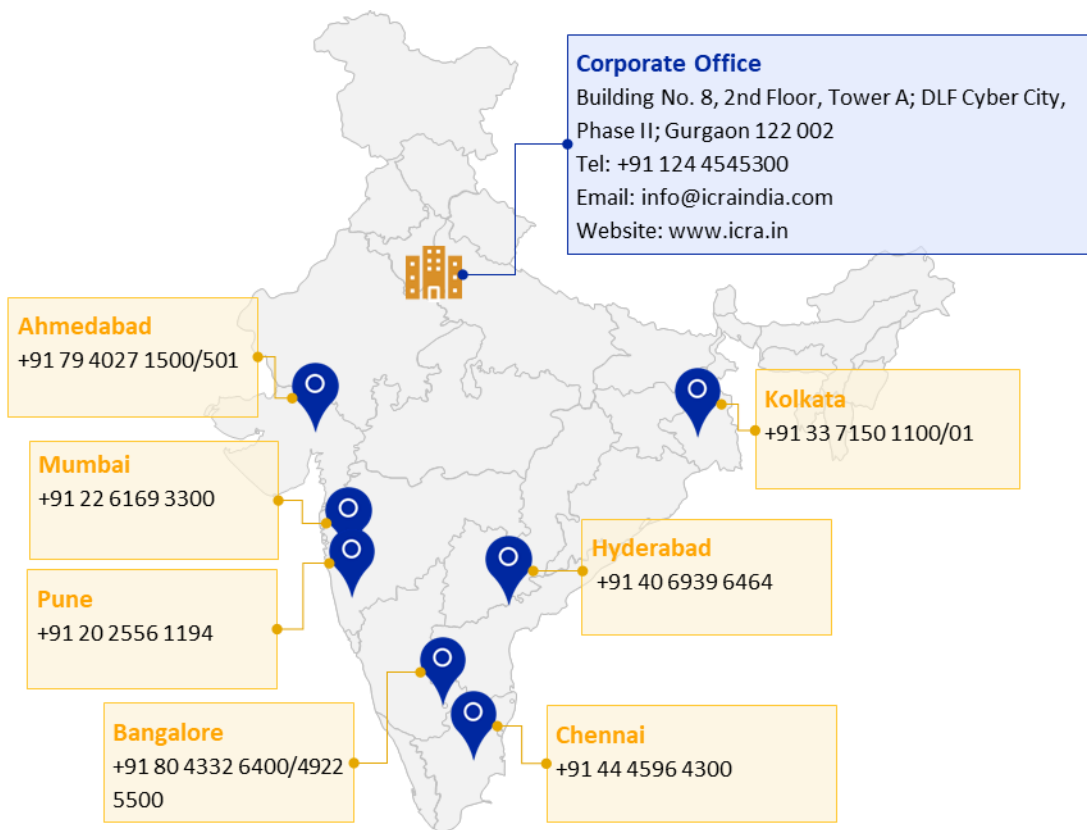
Registered Office

B-710, Statesman House, 148, Barakhamba Road, New Delhi-110001

Tel: +91 11 23357940-45



Branches



© Copyright, 2024 ICRA Limited. All Rights Reserved.

Contents may be used freely with due acknowledgement to ICRA.

ICRA ratings should not be treated as recommendation to buy, sell or hold the rated debt instruments. ICRA ratings are subject to a process of surveillance, which may lead to revision in ratings. An ICRA rating is a symbolic indicator of ICRA's current opinion on the relative capability of the issuer concerned to timely service debts and obligations, with reference to the instrument rated. Please visit our website www.icra.in or contact any ICRA office for the latest information on ICRA ratings outstanding. All information contained herein has been obtained by ICRA from sources believed by it to be accurate and reliable, including the rated issuer. ICRA however has not conducted any audit of the rated issuer or of the information provided by it. While reasonable care has been taken to ensure that the information herein is true, such information is provided 'as is' without any warranty of any kind, and ICRA in particular, makes no representation or warranty, express or implied, as to the accuracy, timeliness or completeness of any such information. Also, ICRA or any of its group companies may have provided services other than rating to the issuer rated. All information contained herein must be construed solely as statements of opinion, and ICRA shall not be liable for any losses incurred by users from any use of this publication or its contents.

July 22, 2024

Motilal Oswal Finvest Limited: Rating reaffirmed; Outlook revised to Positive from Stable

Summary of rating action

Instrument*	Previous Rated Amount (Rs. crore)	Current Rated Amount (Rs. crore)	Rating Action
Non-convertible debenture	100.00	100.00	[ICRA]AA (Positive); reaffirmed and outlook revised to Positive from Stable
Market Linked Debentures (PP-MLD) #	200.00	200.00	PP-MLD[ICRA]AA (Positive); reaffirmed and outlook revised to Positive from Stable
Non-convertible debenture^	800.00	800.00	[ICRA]AA (Positive); reaffirmed and outlook revised to Positive from Stable
Total	1,100.00	1,100.00	

*Instrument details are provided in Annexure I

Market linked debenture limits is interchangeable with non-convertible debenture up to Rs. 1,000 crore, if placed as NCD, rating of [ICRA]AA (stable) will be applicable.

^ Part of the interchangeable limit i.e. Rs. 800 crore of PP-MLD has been issued as NCD.

Note: PP-MLD refers to the principal protected market linked debenture programme. According to the terms of the rated market linked debentures, the amount invested, i.e., the principal, is protected against erosion while the returns on the investment could vary as they are linked to movements in one or more variables such as equity indices, commodity prices, foreign exchange rates, etc. The assigned rating expresses ICRA's current opinion on the credit risk associated with the issuer concerned. The rating does not address the risks associated with the variability in returns resulting from the adverse movements in the variable(s) concerned.

Rationale

While arriving at the ratings, ICRA has considered the consolidated financials of Motilal Oswal Financial Services Limited (MOFSL or the Group) and has taken a consolidated view of the credit profiles of MOFSL and its subsidiaries, including Motilal Oswal Wealth Limited (MOWL), Motilal Oswal Finvest Limited (MOFL) and Motilal Oswal Home Finance Limited (MOHFL), as the companies have operational and business synergies in addition to a shared name and management oversight.

The revision in the outlook to Positive considers MOFSL's improving scale and diversification in the capital market & allied businesses, along with its strong operational and financial performance boosted by industry tailwinds. The Group has demonstrated its ability to retain its strong market position through capital market cycles despite the evolving operating landscape in terms of regulations and competition. Supported by industry tailwinds, MOFSL reported its best-ever performance in FY2024. The net profit was further boosted by the large MTM gains in the equity-oriented investment book amid the rally in the domestic markets. Overall, the credit profile remains supported by the Group's long-standing track record and strong market position in the capital market-related business, its history of healthy profitability, comfortable capitalisation, and strong liquidity.

These strengths are, however, partially offset by the inherently volatile nature of capital market-related businesses and hence the associated income, intense competition in the equity broking space and the risks emanating from technological failures and the evolving regulatory landscape. Nevertheless, the scale-up in the income stream from the relatively more stable businesses, such as asset and wealth management, depository, and home finance, is expected to offer some support to the Group's revenue profile.

The Group's overall borrowings has been increasing due to the growing capital market funding and working capital requirements. However, strong earnings from operations and fair value gains from the treasury investments kept the gearing in the capital market business {excluding the housing finance company (HFC)} flat at 1.4 times (net gearing of 1.14 times) as of March 31, 2024 vis-à-vis March 31, 2023, though it was elevated compared to the past 10-year average of 0.8 times. The financial leverage in the home finance business was characterised by a gearing of 2.4 times as of March 31, 2024. Given the

sizeable deployment of net worth towards equity assets, the gearing will be exposed to market movements. As per the management, the Group intends to maintain a gearing of less than 2 times (up to 3 times approved by board) in the capital market business (consolidated, excluding the HFC) and less than 4 times in the housing finance business.

ICRA takes note of the gradual improvement in the asset quality of the housing finance business in recent years. The performance of the new book (originated after the strengthening of the processes and systems, after April 2018) has been satisfactory, though it remains relatively unseasoned. With the material scale-up of the capital market lending book, the Group is also exposed to the market and credit risks associated with this segment, given the volatile nature of the underlying asset class and its sensitivity to capital market movements. Nevertheless, sizeable cash accruals from established capital market-related businesses and the comfortable capitalisation profile provide adequate buffer to absorb any losses and incremental credit costs. Given the significant dependence on technology, the reliable performance of the systems, particularly in times of high volatility or market turmoil, and the ability to keep up with emerging advancements to maintain a leading market position remain imperative.

The Group is in the process of reorganising its structure. The broking business housed under MOFSL will be transferred to Motilal Oswal Broking and Distribution Private Limited (erstwhile Glide Tech Investment Advisory Private Limited) while the wealth management business under MOWL will be transferred to MOFSL. The entities in the lending business, i.e. MOFL and MOHFL, would remain MOFSL's subsidiaries. The proposed restructuring is not expected to impact the Group's credit profile.

Key rating drivers and their description

Credit strengths

Long-standing track record and strong market position in various capital market-related businesses – The Group has a presence in diverse business segments comprising retail and institutional broking, wealth management, capital market-related lending, investment banking, asset management, and housing finance. It is an established player in the equity broking business with a track record of over three decades and a pan-India presence across 2,500+ locations with 8,010+ franchises. As of March 31, 2024, it was the 8th largest securities broking company with an active National Stock Exchange (NSE) client base of 8.8 lakh. The Group also has a reasonable presence in the institutional broking segment, catering to over 800 clients, supported by research coverage on 250+ companies. With the recovery in secondary market returns, the Group expanded its market share in margin trade financing (MTF) and the cash and derivatives segments in FY2024. Besides broking, the Group has an established presence in asset management and wealth management, overseeing assets under advise (AUA) of over Rs. 2.1 lakh crore as of March 31, 2024.

Track record of healthy profitability – The Group's capital market business has grown significantly in recent years. Supported by industry tailwinds, it reported its best-ever performance in FY2024. Led by broking and capital market lending, the Group recorded its best-ever operating profit (PBT excluding mark-to-market (MTM) gains & extra-ordinary items) of Rs. 1,568 crore, 40% above the previous high in FY2022 and well above the past 10-year average of Rs. 691 crore. The net profit was further boosted by MTM gains from the equity-oriented investment book.

Overall, the Group reported healthy profitability in FY2024 with a net profit of Rs. 2,446 crore (Rs. 933 crore in FY2023), PAT/NOI of 67% (34% in FY2023) and return on equity of 33% (16% in FY2023; 10-year average of 19%). The performance of the housing finance business was also satisfactory with a return on assets of 3% and a return on equity of 11% in FY2024 compared to 3% and 13%, respectively, in FY2023. ICRA, however, notes that the Group's net worth is significantly deployed in equity investments. This could result in volatility in the net earnings, depending on the capital market performance, as most of these investments are fairly valued.

Comfortable capitalisation – The Group’s capitalisation profile remains comfortable, supported by the healthy internal capital generation trajectory, notwithstanding dividend payouts and buybacks. As of March 31, 2024, the consolidated capitalisation profile was characterised by a net worth {including minority interest (MI)} of Rs. 8,769 crore and a gearing of 1.6 times. While the Group has historically maintained a low gearing in the capital market-related business (excluding HFC; average consolidated gearing, excluding the HFC, was 0.7 times during FY2016-20), it was elevated at 1.4 times as of March 31, 2024. With the material scale-up of the debt-funded margin book and higher working capital requirements, the borrowings in the capital market business have increased significantly in the past two years. The gearing in the home finance business eased to 2.4 times as of March 31, 2024, from 2.6 times as of March 31, 2023.

ICRA is cognisant of MOFSL’s investments in listed equities, equity mutual funds (MFs), private equity (PE) funds, real estate funds, and alternative investment funds (AIFs), which form a sizeable proportion of the consolidated net worth, exposing its capitalisation to adverse market movements. Nonetheless, the consolidated gearing remains satisfactory after adjusting for the unrealised gains from the investment book and illiquid investments.

Credit challenges

Exposed to inherent volatility in capital markets; however, presence in businesses with steadier income streams imparts some stability to earnings profile – Given the Group’s focus on scaling up businesses with a relatively more stable income stream over the years, such as asset and wealth management and housing finance, the income from these businesses (typically booked as a percentage of the assets under management) increased at a compound annual growth rate (CAGR) of 12% during FY2020-24. However, income from the Group’s traditional lines of business (broking, capital market-related lending, and investment banking) remains exposed to the volatility inherent in capital markets, corroborated by two instances of a decline in the revenue from these segments in the past 10 years.

ICRA notes that with the significant scale-up of broking and allied income in recent years on the back of favourable market conditions, the share of income from this segment increased to 57% of the NOI in FY2024 from 36% in FY2020. Retail broking income from the futures & options (F&O) segment contributes about 16% to the Group’s NOI, remaining relatively vulnerable to regulatory risks in light of the evolving regulations and the operating environment. Also, it is noted that the Group earns carry income in the asset management company (AMC) business and has deployed sizeable capital as investments in MFs, portfolio management services (PMS), PE/RE funds, AIFs, and strategic equity investments, exposing its profitability and net worth to the volatility in the capital markets. Going forward, a scale-up of the businesses with relatively steadier income streams would be imperative for the overall stability of the Group’s growth trajectory.

Relatively limited experience in lending business; however, satisfactory asset quality in recent years – The Group’s housing finance business, which commenced under MOHFL in May 2014, witnessed asset quality pressure in FY2018 and FY2019. However, with several remedial measures in subsequent years, including the strengthening of the processes and systems, managerial support, and increased supervision, along with the easing of the Covid-19 pandemic-induced stress, the asset quality has stabilised gradually in recent years. ICRA notes that the new loans, originated after the strengthening of the systems and processes since April 2018, have fared relatively well in terms of asset quality, though the book remains modest and is yet to season. The headline gross non-performing advances (GNPAs) stood at 0.9%¹ as of March 31, 2024. ICRA notes that the company has forayed into high-yielding non-housing loan segments in recent years, namely developer finance and loan against property (LAP). The share of these products in the overall loan book increased to 25% as of March 31, 2024, from 12% as of March 2022. The performance of the same, in terms of asset quality, is yet to be demonstrated. Excluding the wholesale exposures, the loan book remains concentrated with the top 3 states accounting for 71% of the book (82% as of March 31, 2022). Going forward, its ability to raise funds at competitive rates and scale up the home loan book profitably, while maintaining healthy asset quality and improving the geographical diversification, will be imperative.

¹ 1.1% as of Mar-23 and 1.6% as of Mar-22; as of Mar-24, the GNPA of the new book stood at 0.3% compared to 1.6% for the legacy book

In addition to housing finance, the Group has significantly scaled up its capital market-based lending² in recent years to ~Rs. 7,317 crore as of March 31, 2024, up 87% YoY. With this, the Group remains exposed to credit and market risks, given the nature of the underlying assets. Any adverse event in the capital markets could erode the value of the underlying collateral stocks. MOFL has also invested in security receipts (SRs), wherein the underlying asset comprises home loans. Nonetheless, the performance of the capital market and allied businesses, coupled with the comfortable capitalisation profile, provides adequate buffer to absorb losses and incremental credit costs over the near term, if any.

Elevated competition, high dependence on technology, and evolving regulatory environment – Securities broking companies rely heavily on technology for trade execution, fund management, etc. Thus, technical failures or disruptions pose operational and reputation risk. Moreover, given the highly regulated nature of the industry, brokerage houses remain exposed to regulatory risk. Their ability to ensure compliance with the evolving regulatory landscape remains crucial. The sector also remains characterised by intense competition with susceptibility to the entry of new players. The Group has ceded market share to competition with the market share of active NSE clients shrinking to 2% as of March 31, 2024 from 3% as of March 31, 2020. Nonetheless, the Group has maintained its market position in terms of market share of broking volumes.

While it has managed to synthesise healthy average revenue per client, supported by the cross-selling of wealth products and research-assisted advisory services, pricing pressure cannot be ruled out given the growing popularity of discount brokerage houses. Additionally, regulatory changes such as higher margin requirements had necessitated increased borrowings or recent changes, such as uniform charges to be levied by market infrastructure institutions, are likely to impact the profitability of the broking industry, especially discount brokers (though the impact on MOFSL is likely to be less than 1% of its PBT). These changes can pose risk to the capital market volumes and hence the revenues and profitability of the industry participants. Nonetheless, the increasing financialisation of savings and the low share of wallet of the equity segment in household savings offer untapped potential for expansion in the broking sector over the longer term. Still, the possibility of pressure on profitability, especially during downturns, cannot be ruled out.

Liquidity position: Strong

At the consolidated level, MOFSL has a strong liquidity position with a free unencumbered cash and bank balance of ~Rs. 1,529 crore (11% of consolidated borrowings), liquid investments of ~Rs. 190 crore and drawable but unutilised lines of ~Rs. 1,605 crore as on May 31, 2024. These, along with collections from the margin funding book of ~Rs. 8814 crore (which can be liquidated at short notice to generate liquidity) and the home loan book, are adequate for covering the principal repayment obligations of ~Rs. 9,348 crore till March 31, 2025.

In the broking business, the Group had placed an average margin (including client margins) of Rs. 33,621 crore at the exchanges during December 2023 to May 2024, with the average margin utilisation (basis month-end figures) standing at 70%. ICRA notes that the Group's unencumbered investment book, comprising investments in MFs, PF, RE funds and AIFs, non-convertible debentures and equity instruments (Rs. 3,551 crore as of March 31, 2024), also boosts its financial flexibility.

Rating sensitivities

Positive factors – A sustained improvement in the Group's operating profitability along with the continued scale-up of the relatively more stable businesses with recurring revenue streams, while maintaining healthy asset quality and a comfortable capitalisation profile.

² Comprises margin funding in cash and derivatives segments

Negative factors – A sustained deterioration in the asset quality in the lending businesses or the sharp weakening of the operating profitability of the capital market focused segments. Sizeable MTM losses, leading to material erosion of the net worth and impacting the Group’s profitability and capitalisation, will also be a credit negative.

Analytical approach

Analytical Approach	Comments
Applicable rating methodologies	Rating Methodology Stock Broking & Allied Services Rating Methodology for Non-banking Finance Companies
Parent/Group support	Not applicable
Consolidation/ Standalone	ICRA has considered the consolidated financials of Motilal Oswal Financial Services Limited (MOFSL) and has taken a consolidated view of the credit profiles of MOFSL and its subsidiaries, including Motilal Oswal Wealth Limited (MOWL), Motilal Oswal Finvest Limited (MOFL) and Motilal Oswal Home Finance Limited (MOHFL), as the companies have operational and business synergies in addition to a shared name and management oversight.

About the company

Motilal Oswal Finvest Limited (MOFL), a wholly-owned subsidiary of Motilal Oswal Financial Services Limited (MOFSL), is a systemically important non-banking financial company (NBFC-SI) registered with the Reserve Bank of India (RBI). It provides margin funding facility, loan against shares (LAS) and initial public offering (IPO) financing to the retail broking clients of MOFSL. The company received its NBFC licence from the RBI effective October 1, 2018. As of March 31, 2024, it had a loan book of Rs. 2,556 crore. The capitalisation profile of the company was characterised by net worth of Rs. 1,531 crore and gearing of 2.6 times.

The company was incorporated on November 10, 2006, as Motilal Oswal Capital Markets Limited (MOCML; formerly known as Motilal Oswal Capital Markets Private Limited). It provided training services on equity markets and broking services for real-estate properties. Motilal Oswal Securities Limited (MOSL; wholly-owned subsidiary of MOFSL) was the holding company of MOFL. Subsequently, MOSL was merged into MOFSL under a group restructuring scheme. MOCML was renamed MOFL, and the Group’s capital markets-related business (i.e., margin funding and LAS book), which was previously housed under MOFSL, was transferred to MOFL.

Key financial indicators(audited)

MOFL	FY2023	FY2024
Total income	322.5	677.2
Profit after tax	65.0	217.8
Total managed assets	4,827.4	5,604.1
Return on managed assets	1.7%	4.2%
Reported gearing (times)	3.1	2.6
Gross Stage 3	0.0%	0.1%
CRAR	27.8%	33.9%

Source: Company, ICRA Research; All ratios as per ICRA’s calculations, Amount in Rs. crore

Motilal Oswal Financial Services Limited

Incorporated in 2005, MOFSL serves as the holding company of the Motilal Oswal Group, which is among India’s leading providers of capital market related services. The company, through its subsidiaries, is engaged in the businesses of broking and distribution services, asset, wealth and portfolio management services, private equity and housing finance.

MOFSL reported a consolidated net profit of Rs. 932.8 crore on net operating income (NOI) of Rs. 2,739.7 crore in FY2023 compared to a net profit of Rs. 1,310.7 crore on NOI of Rs. 2,633.8 crore in FY2022. As of March 31, 2023, the Group's capitalisation profile was characterised with a net worth of Rs. 6,283.2 crore and gearing of 1.64 times.

Key financial indicators

MOFSL (consolidated)	FY2023	FY2024
Net operating income	2,739.7	3,672.5
Profit after tax	932.8	2,445.6
Net worth (including MI)	6,283.2	8,768.7
Total assets	23,009.9	31,829.2
Gearing (times)	1.6	1.6
Return on average net worth	15.6%	32.6%

Source: Company, ICRA Research; All ratios as per ICRA's calculations; Amount in Rs. crore; Note: As a part of its segmental reporting, the Group allocates Rs. 467 crore of expenses (including capital charge from operating businesses) in FY2024 (Rs. 382 crore in FY2023) towards the treasury desk, on adjusting the same the PBT (ex- MTM gains less allocated expenses) stands at Rs. 2035 crore in FY2024 (Rs. 1486 crore in FY2023).

Status of non-cooperation with previous CRA: Not applicable

Any other information: None

Rating history for past three years

Instrument	Current Rating (FY2025)			Chronology of Rating History for the Past 3 Years				
	Type	Amount Rated (Rs. crore)	Date & Rating in FY2025	Date & Rating in FY2024		Date & Rating in FY2023		Date & Rating in FY2022
			Jul 22, 2024	Jul 28, 2023	Sep 09, 2022	Aug 05, 2022	Feb 9, 2022	
1 Non-convertible Debenture	Long Term	100	[ICRA]AA (Positive)	[ICRA]AA (Stable)	[ICRA]AA (Stable)	[ICRA]AA (Stable)	[ICRA]AA (Stable)	
2 Market Linked Debentures#	Long Term	1000	PP-MLD[ICRA]AA (Positive)	PP-MLD[ICRA]AA (Stable)	PP-MLD[ICRA]AA (Stable)	-	-	

Market linked debenture limits is interchangeable with non-convertible debenture up to Rs. 1,000 crore, if placed as NCD, rating of [ICRA]AA (stable) will be applicable. ^Part of the interchangeable limit i.e. Rs. 800 crore of PP-MLD has been issued as NCD

Complexity level of the rated instruments

Instrument	Complexity Indicator
Non-convertible Debenture	Very Simple
Market Linked Debentures	Moderately Complex

The Complexity Indicator refers to the ease with which the returns associated with the rated instrument could be estimated. It does not indicate the risk related to the timely payments on the instrument, which is rather indicated by the instrument's credit rating. It also does not indicate the complexity associated with analysing an entity's financial, business, industry risks or complexity related to the structural, transactional, or legal aspects. Details on the complexity levels of the instruments are available on ICRA's website: [Click Here](#)

Annexure I: Instrument details

ISIN	Instrument Name	Date of Issuance	Coupon Rate	Maturity	Amount Rated (Rs. crore)	Current Rating and Outlook
INE01WN07060	Non-convertible Debenture	Nov 03, 2022	9.25%	Nov 01, 2024	900.00 [^]	[ICRA]AA (Positive)
INE01WN07078	Market Linked Debentures	Dec 21, 2022	8.50%	Dec 20, 2024	99.00	PP-MLD[ICRA]AA (Positive)
INE01WN07078	Market Linked Debentures	Jan 25, 2023	8.50%	Dec 20, 2024	38.00	PP-MLD[ICRA]AA (Positive)
INE01WN07102	Market Linked Debentures	Sep 16, 2023	9.30%	Sep 16, 2033	60.00	PP-MLD[ICRA]AA (Positive)
NA	Market Linked Debentures – Yet to be issued*	NA	NA	NA	3.00	PP-MLD[ICRA]AA (Positive)

Source: company

[^] Part of the interchangeable limit i.e. Rs. 800 crore of PP-MLD has been issued as NCD.

*Market linked debenture limit is interchangeable with non-convertible debentures; if placed as NCD, rating of [ICRA]AA (Stable) will be applicable

Annexure II: List of entities considered for consolidated analysis

Company Name	Ownership (%)	Consolidation Approach
Motilal Oswal Financial Services Limited	Parent	
Motilal Oswal Commodities Broker Private Limited	100.00	
Motilal Oswal Investment Advisors Limited	100.00	
MO Alternate Investment Advisors Private Limited	100.00	
Motilal Oswal Finvest Limited	Rated Entity	
Motilal Oswal Wealth Limited	100.00	
Motilal Oswal Asset Management Company Limited	100.00	
Motilal Oswal Trustee Company Limited	100.00	
Motilal Oswal Securities International Private Limited	100.00	
Motilal Oswal Capital Markets (Singapore) Pte. Limited	100.00	Full Consolidation
Motilal Oswal Capital Markets (Hong Kong) Private Limited	100.00	
Motilal Oswal Home Finance Limited	97.49%	
Motilal Oswal Finsec IFSC Limited	100.00	
Motilal Oswal Broking and Distribution Private Limited	100.00	
TM Investment Technologies Pvt. Ltd	61.64	
India Business Excellence Management Company	100.00	
Motilal Oswal Asset Management (Mauritius) Limited	100.00	
Motilal Oswal Capital Limited	100.00	
MO Alternate IFSC Limited	100.00	

Source: Company; Note: ICRA has taken a consolidated view of the parent (MOFSL), its subsidiaries and associates while assigning the ratings, as of Mar-24

ANALYST CONTACTS

Karthik Srinivasan
+91 22 6114 3444
karthiks@icraindia.com

Anil Gupta
+91 124 4545 314
anilg@icraindia.com

Deep Inder Singh
+91 124 4545830
deep.singh@icraindia.com

Subhrajyoti Mohapatra
+91 80 4332 6406
subhrajyoti.mohapatra@icraindia.com

Komal M Mody
+91 22 6114 3424
komal.mody@icraindia.com

RELATIONSHIP CONTACT

L. Shivakumar
+91 22 6169 3304
shivakumar@icraindia.com

MEDIA AND PUBLIC RELATIONS CONTACT

Ms. Naznin Prodhani
Tel: +91 124 4545 860
communications@icraindia.com

Helpline for business queries

+91-9354738909 (open Monday to Friday, from 9:30 am to 6 pm)
info@icraindia.com

About ICRA Limited:

ICRA Limited was set up in 1991 by leading financial/investment institutions, commercial banks and financial services companies as an independent and professional investment Information and Credit Rating Agency.

Today, ICRA and its subsidiaries together form the ICRA Group of Companies (Group ICRA). ICRA is a Public Limited Company, with its shares listed on the Bombay Stock Exchange and the National Stock Exchange. The international Credit Rating Agency Moody's Investors Service is ICRA's largest shareholder.

For more information, visit www.icra.in

ICRA Limited



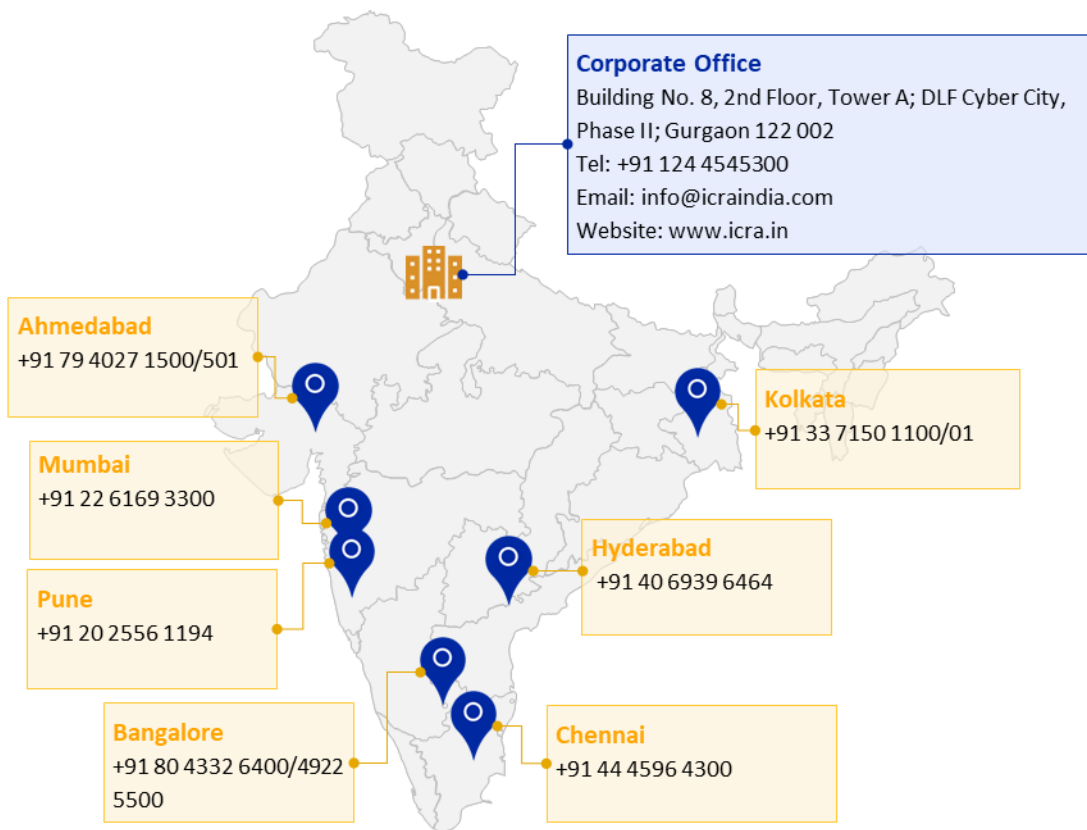
Registered Office

B-710, Statesman House, 148, Barakhamba Road, New Delhi-110001

Tel: +91 11 23357940-45



Branches



© Copyright, 2024 ICRA Limited. All Rights Reserved.

Contents may be used freely with due acknowledgement to ICRA.

ICRA ratings should not be treated as recommendation to buy, sell or hold the rated debt instruments. ICRA ratings are subject to a process of surveillance, which may lead to revision in ratings. An ICRA rating is a symbolic indicator of ICRA's current opinion on the relative capability of the issuer concerned to timely service debts and obligations, with reference to the instrument rated. Please visit our website www.icra.in or contact any ICRA office for the latest information on ICRA ratings outstanding. All information contained herein has been obtained by ICRA from sources believed by it to be accurate and reliable, including the rated issuer. ICRA however has not conducted any audit of the rated issuer or of the information provided by it. While reasonable care has been taken to ensure that the information herein is true, such information is provided 'as is' without any warranty of any kind, and ICRA in particular, makes no representation or warranty, express or implied, as to the accuracy, timeliness or completeness of any such information. Also, ICRA or any of its group companies may have provided services other than rating to the issuer rated. All information contained herein must be construed solely as statements of opinion, and ICRA shall not be liable for any losses incurred by users from any use of this publication or its contents.