

Ref: 5404/24-25/0070

November 08, 2024

BSE Limited
Department of Corporate Services
25th Floor, P.J. Towers,
Dalal Street, Fort,
Mumbai - 400 001

Scrip Code: BSE: 516003

Dear Sir/Madam,

Sub: Outcome of Board Meeting

Pursuant to Regulation 30 & Regulation 33 read with Schedule III of SEBI (Listing Obligations and Disclosure Requirements) Regulations 2015, we hereby inform you that the Board of Directors of the Company at its meeting held today, i.e. November 08, 2024, has, inter alia, considered and approved the following:-


1. Unaudited Financial Results for the quarter and half year ended September 30, 2024, we are enclosing herewith the following:
 - Unaudited Financial Results of the company for the quarter and half year ended September 30, 2024.
 - Limited Review Report in respect of Unaudited Financial Results, received from M/s. S K AGRAWAL AND CO CHARTERED ACCOUNTANT LLP, Statutory Auditors of the Company for the quarter and half year ended September 30, 2024.

The Meeting of the Board of Directors commenced at 11:00 A.M and concluded at 02:30 P.M.

We request you to take the same on record.

Yours faithfully,

For Duroply Industries Limited



[AKHILESH CHITLANGIA]
Managing Director & CEO
Encl: a. a.




Toll Free: 1800-345-3876 (DURO) | E-Mail: corp@duroply.com | Website: www.duroply.in

Find us on:     

STATEMENT OF UNAUDITED FINANCIAL RESULTS FOR THE QUARTER AND HALF YEAR ENDED 30TH SEPTEMBER 2024



(₹ IN LAKHS)

Particulars	Quarter Ended			Half Year Ended		Year Ended
	30.09.2024	30.06.2024	30.09.2023	30.09.2024	30.09.2023	31.03.2024
(Refer Notes Below)	(Un audited)	(Un audited)	(Un audited)	(Un audited)	(Un audited)	(Audited)
1. Revenue from Operation	9,080.74	8,481.52	8,328.90	17,562.26	15,914.89	32,342.30
2. Other Income	27.66	23.39	21.43	51.05	40.13	90.54
Total Income	9,108.40	8,504.91	8,350.33	17,613.31	15,955.02	32,432.84
3. Expenses						
a) Cost of materials consumed	3,506.98	3,120.26	3,062.11	6,627.24	6,076.81	12,044.21
b) Purchases of stock-in-trade	3,154.01	2,758.68	2,552.51	5,912.69	4,981.16	10,606.61
c) Changes in inventories of finished goods, work-in-progress and stock-in-trade	(815.87)	(287.61)	(105.98)	(1,103.48)	(531.50)	(1,197.16)
d) Employee benefits expense	983.06	948.73	830.27	1,931.79	1,581.49	3,220.93
e) Finance Costs	181.64	167.16	189.94	348.80	379.39	814.44
f) Depreciation and amortisation expense	114.58	107.29	89.18	221.87	177.29	370.12
g) Other Expenses	1,869.34	1,564.38	1,633.75	3,433.72	3,016.39	6,472.79
Total Expenses	8,993.74	8,378.89	8,251.78	17,372.63	15,681.03	32,331.94
4. Profit / (Loss) from Ordinary activities before exceptional items and Tax	114.66	126.02	98.55	240.68	273.99	100.90
5. Exceptional Items	-	-	-	-	-	-
6. Profit / (Loss) from ordinary activities before tax (4+5)	114.66	126.02	98.55	240.68	273.99	100.90
7. Tax expense	64.78	(205.63)	33.90	(140.85)	80.96	0.15
Current Tax	-	-	-	-	-	-
Deferred Tax	64.78	(205.63)	33.90	(140.85)	80.96	0.15
8. Net Profit / (Loss) for ordinary activities after tax (6-7)	49.88	331.65	64.65	381.53	193.03	100.75
9. Extraordinary items (Net of tax expenses)	-	-	-	-	-	-
10. Net Profit / (Loss) for the period (8-9)	49.88	331.65	64.65	381.53	193.03	100.75
11. Other Comprehensive Income (Net of Tax)	(10.95)	(10.95)	(3.75)	(21.90)	(7.50)	(50.86)
12. Total Comprehensive Income (10+11)	38.93	320.70	60.90	359.63	185.53	49.89
13. Paid up Equity Share Capital (Face Value ₹ 10/- per share)	986.59	986.59	777.58	986.59	777.58	986.59
14.i. Earnings per share (before extraordinary items)(of ₹ 10 each) (not annualised) [in ₹]						
Basic	1.16	1.28	0.83	2.44	2.48	1.25
Diluted	1.06	1.16	0.81	2.22	2.41	1.25
15.ii. Earnings per share (after extraordinary items)(of ₹ 10 each) (not annualised) [in ₹]						
Basic	1.16	1.28	0.83	2.44	2.48	1.25
Diluted	1.06	1.16	0.81	2.22	2.41	1.25



STATEMENT OF ASSETS AND LIABILITIES (₹ IN LAKHS)

Particulars	As at	As at
	30.09.2024 (Un audited)	31.03.2024 (Audited)
A. ASSETS		
1. Non - Current Assets		
(a) Property, Plant and Equipment	10,467.06	10,278.02
(b) Capital Work in Progress	160.60	23.11
(c) Intangible Assets	67.05	55.89
(d) Financial Assets		
Investments	64.08	60.04
Loans	651.76	651.76
Other Financial Assets	109.13	83.17
(e) Other Non - Current Assets	5.26	27.81
Sub-total - Non Current Assets	11,524.94	11,179.80
2. Current Assets		
(a) Inventories	9,775.13	8,761.59
(b) Financial Assets		
Trade Receivables	3,983.49	3,450.33
Investments	-	801.05
Cash and Cash Equivalents	5.13	79.26
Other Bank Balances	330.88	330.70
Other Financial Assets	89.13	107.48
Others	146.38	115.81
(c) Current Tax Assets (Net)	58.52	46.98
(c) Other Current Assets	1,441.61	1,099.33
Sub-total - Current assets	15,830.27	14,792.53
TOTAL - ASSETS	27,355.21	25,972.33
B. EQUITY AND LIABILITIES		
1. Equity		
(a) Equity Share Capital	986.59	986.59
(b) Other Equity	12,004.99	11,657.86
Sub-total - Equity	12,991.58	12,644.45
2. Non Current Liabilities		
(a) Financial Liabilities		
Borrowings	776.85	827.23
Lease Liabilities	624.57	485.16
(b) Provisions	701.42	615.55
(c) Deferred Tax Liabilities (Net)	698.49	839.34
(d) Other Non - Current Liabilities	39.84	45.28
Sub-total - Non-current Liabilities	2,841.17	2,812.56
3. Current Liabilities		
(a) Financial Liabilities		
Borrowings	4,561.62	3,276.12
Lease Liabilities	147.65	176.62
Trade Payables		
Total Outstanding dues of Micro Enterprises and Small Enterprises	1,403.77	1,726.43
Total Outstanding dues of Creditors other than Micro Enterprises and Small Enterprises	4,745.48	4,676.51
Other Financial Liabilities	398.63	366.66
(b) Other current Liabilities	257.87	286.42
(c) Provisions	7.44	6.56
Sub-total - Current Liabilities	11,522.46	10,515.32
TOTAL - EQUITY AND LIABILITIES	27,355.21	25,972.33





UNAUDITED STANDALONE CASH FLOW STATEMENT (₹ IN LAKHS)


Particulars	Half Year Ended	
	30.09.2024	30.09.2023
A. Cash Flow from Operating Activities		
Net Profit/(Loss) before tax	240.68	273.99
Adjustments for:		
Depreciation and Amortisation expenses	221.87	177.29
Provision for fair value of Investments	(4.06)	(0.26)
Unspent Liabilities Written Back	(1.93)	-
Dividend Income	-	-
Government Grant	(5.44)	(5.43)
(Profit)/Loss on Sale of Property, Plant and Equipment	2.67	-
Interest Income	(33.06)	(30.24)
Finance Costs	348.80	358.77
Operating Profit/(Loss) before Working Capital Changes	769.53	774.12
Decrease/(Increase) in Non Current Financial Assets - Loan	(25.96)	-
Decrease/(Increase) in Non Current Other Financial Assets	-	0.04
Decrease/(Increase) in Other Current Financial Assets	18.35	(4.71)
Decrease/(Increase) in Other Non Current Assets	22.55	29.96
Decrease/(Increase) in Other Current Assets	(342.28)	(67.87)
Decrease/(Increase) in Inventories	(1,013.53)	(793.96)
Decrease/(Increase) in Trade Receivables	(533.16)	(535.15)
Increase/(Decrease) in Long Term Provisions	63.96	54.06
Increase/(Decrease) in Short Term Provisions	0.88	0.69
Increase/(Decrease) in Other Financial Liabilities	12.23	106.83
Increase/(Decrease) in Other Current Liabilities	(28.55)	(2.03)
Increase/(Decrease) in Trade Payables	(253.69)	999.84
Cash generated from Operating activities	(1,309.67)	561.82
Direct Taxes Paid (Net of Refund)	(11.53)	(1.11)
Net Cash Flow from/(used in) Operating Activities	(1,321.20)	560.71
B. Cash Flow from Investing Activities		
Additions to Property, Plant and Equipment	(322.34)	(119.83)
Additions to Intangible Fixed Assets	(18.50)	-
Additions to Fixed Deposited	(0.19)	(14.24)
Sale of Property, Plant and Equipment	0.02	-
Sale/(Purchase) of Investments	801.06	(56.00)
Interest Income	2.49	10.59
Dividend Income	-	-
Net Cash flow from/(used in) Investing activities	462.54	(179.48)
C. Cash Flow from Financing Activities		
Proceeds from Equity Shares	(12.50)	-
Proceeds from Convertible warrants	-	-
Proceeds from Working Capital Loan	1,323.46	75.63
Proceeds from Other Short Term Borrowings	(40.02)	125.00
Proceeds from Term Loan	(48.33)	(137.15)
Principal Paid on Lease Liabilities	(109.02)	(88.33)
Interest Paid on Lease Liabilities	(56.46)	(34.05)
Interest Paid other than on Lease Liabilities	(195.06)	(251.27)
Other Borrowing Costs	(77.54)	(74.18)
Net Cash Flow from/(Used in) Financing Activities	784.53	(384.35)
Net Increase/(Decrease) in Cash & Cash Equivalents (A+B+C)	(74.13)	(3.12)
Opening Cash and Cash Equivalents	79.26	9.42
Closing Cash and Cash Equivalents	5.13	6.30

Notes

1. The above results have been reviewed by the Audit Committee and subsequently approved by the Board of Directors at their respective meetings held on 8th November 2024.
2. The Statutory Auditors of the Company have carried out a "Limited Review" of the results for the half year ended 30th September 2024.
3. The financial results have been prepared in accordance with the recognition and measurement principles laid down in Indian Accounting Standard 34 - Interim Financial Reporting, notified under Section 133 of the Companies Act, 2013 read with Companies (Indian Accounting Standards) Rules, 2015, as amended from time to time, and other accounting principles generally accepted in India.
4. As the Company has single reportable segment for the half year ended 30th September 2024, the segment wise disclosure requirement of IND AS 108 on operating segment is not applicable to it.
5. There are no exceptional / extra ordinary items.
6. Figures for the previous periods have been re-classified / re-grouped, wherever required.

Place : Kolkata
 Date : 8th November 2024



By Order of the Board

 AKHILESH CHITLANGIA
 Managing Director
 DIN. 03120474



**S K AGRAWAL AND CO CHARTERED
ACCOUNTANTS LLP**
(FORMERLY S K AGRAWAL AND CO)
CHARTERED ACCOUNTANTS
LLPIN – AAV-2926
FRN- 306033E/E300272

SUITE NOS : 606-608
THE CHAMBERS, OPP. GITANJALI STADIUM
1865, RAJDANGA MAIN ROAD, KASBA
KOLKATA - 700 107
PHONE : 033-4008 9902 / 9903 / 9904 / 9905
Website : www.skagrwal.co.in
EMAIL : Info@skagrwal.co.in

Independent Auditor's Review Report on the Quarterly and Year to Date Unaudited Financial Results of Duroply Industries Limited pursuant to Regulation 33 of SEBI (Listing Obligation and Disclosure Requirements) Regulations, 2015, as amended

To the Board of Directors of Duroply Industries Limited

1. We have reviewed the accompanying statement of unaudited financial results of **Duroply Industries Limited** ("the Company") for the quarter ended September 30, 2024 and year to date from April 01, 2024 to September 30, 2024 ('the Statement') attached herewith, being submitted by the Company pursuant to the requirement of Regulation 33 of the SEBI (Listing Obligations and Disclosure Requirements) Regulations 2015, as amended (the "Listing Regulations").
2. The Company 's Management is responsible for the preparation of the Statement in accordance with the recognition and measurement principles laid down in Indian Accounting Standard 34 , (Ind AS 34) "Interim Financial Reporting" prescribed under Section 133 of the Companies Act, 2013 as amended, read with relevant rules issued thereunder and other accounting principles generally accepted in India and in compliance with Regulation 33 of the Listing Regulations. The Statement has been approved by the Company's Board of Directors. Our responsibility is to express a conclusion on the Statement based on our review
3. We conducted our review of the Statement in accordance with the Standard on Review Engagements (SRE) 2410 "Review of Interim Financial Information Performed by the Independent Auditor of the Entity", issued by the Institute of Chartered Accountants of India. This standard requires that we plan and perform the review to obtain moderate assurance as to whether the Statement is free of material misstatement. A review of interim financial information consists of making inquiries, primarily of persons responsible for financial and accounting matters, and applying analytical and other review procedures. A review is substantially less in scope than an audit conducted in accordance with Standards on Auditing and consequently does not enable us to obtain assurance that we would become aware of all significant matters that might be identified in an audit. Accordingly, we do not express an audit opinion.
4. Based on our review conducted as above, nothing has come to our attention that causes us to believe that the accompanying Statement, prepared in accordance with the recognition and measurement principles laid down in the aforesaid Indian Accounting Standards (' Ind AS ') specified under Section 133 of the Companies Act, 2013 as amended, read with relevant rules issued thereunder and other accounting principles generally accepted in India, has not disclosed the information required to be disclosed in terms of the Listing Regulations, including the manner in which it is to be disclosed, or that it contains any material misstatement.

For **S K Agrawal and Co Chartered Accountants LLP**
Chartered Accountants
ICAI Firm Registration No.- 306033E/E300272

Vivek Agarwal
Partner
Membership Number: 301571

UDIN: 24301571BKBOP1271

Place: Kolkata
Date- 08th November 2024

