

July 22, 2024

BSE Limited Phiroze Jeejeebhoy Towers, Dalal Street, Fort, Mumbai - 400 001 BSE Scrip Code: 532749	National Stock Exchange of India Limited Exchange Plaza, C-1, Block G Bandra Kurla Complex Bandra (East), Mumbai - 400 051 NSE Symbol: ALLCARGO
--	---

Sub: Monthly Operational Update

Dear Sir/Madam,

In accordance with Securities and Exchange Board of India (Listing Obligations and Disclosure Requirements) Regulations, 2015 and Code of Practices and Procedures for Fair Disclosure of Unpublished Price Sensitive Information in terms of Regulation 8 of Securities and Exchange Board of India (Prohibition of Insider Trading) Regulations, 2015, we are enclosing herewith key business parameters for the month ended June 2024.

The given information is as per limited review by the Management. This is for the information of your members and the public at large.

The aforesaid information shall be made available on the Company's website at www.allcargologistics.com.

Kindly take the above on record.

Thanking you,

Yours faithfully,

For Allcargo Logistics Limited

Devanand Mojidra
Company Secretary & Compliance Officer
Membership No.: A14644

Encl: a/a

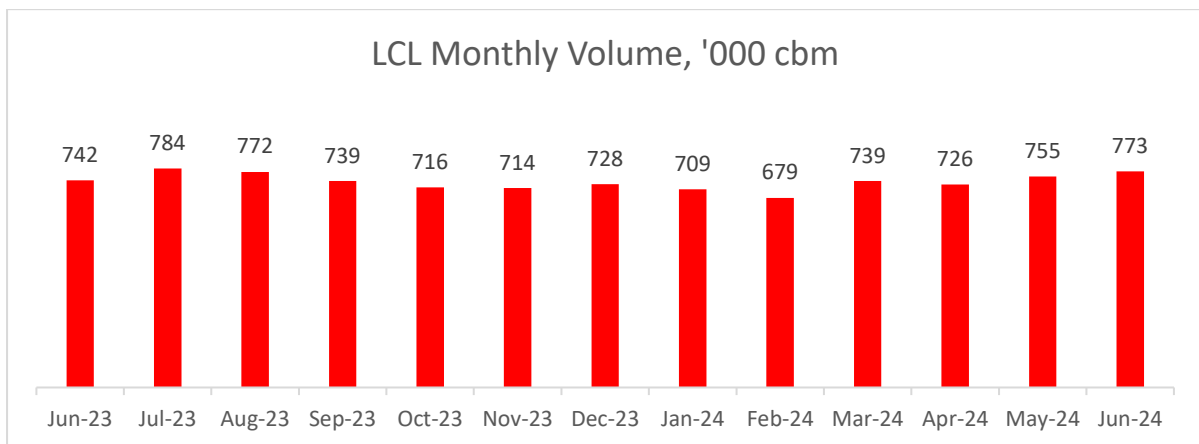
ALLCARGO LOGISTICS LIMITED

Allcargo House, 6th Floor, CST Road, Kalina, Santacruz (E), Mumbai - 400 098. Maharashtra. India.
T: +91 22 6679 8110 | www.allcargologistics.com | CIN: L63010MH2004PLC073508 | GSTN: 27AACCA2894D1ZS
e-mail id: investor.relations@allcargologistics.com

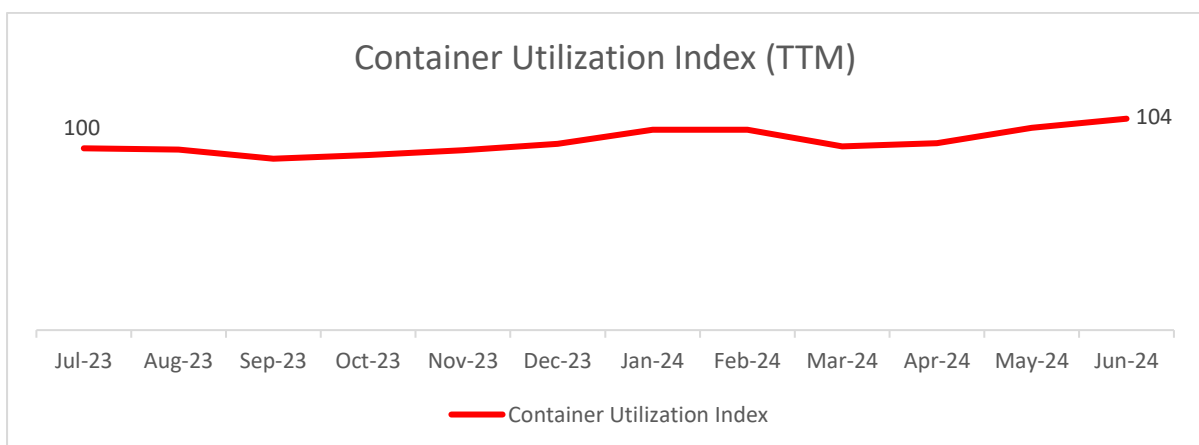
Allcargo International Supply Chain (ISC) Monthly Operational Update

LCL operations:

- LCL volume for the month of June 2024 witnessed an increase of 2% as compared to May 2024 and 4% as compared to June 2023.
- Global events coupled with high demand across trade lanes during the second quarter of 2024 (calendar year) has led to strong volume and increased freight rates.
- We witnessed an increase in volume in regions like Europe, APAC, Middle East and India.

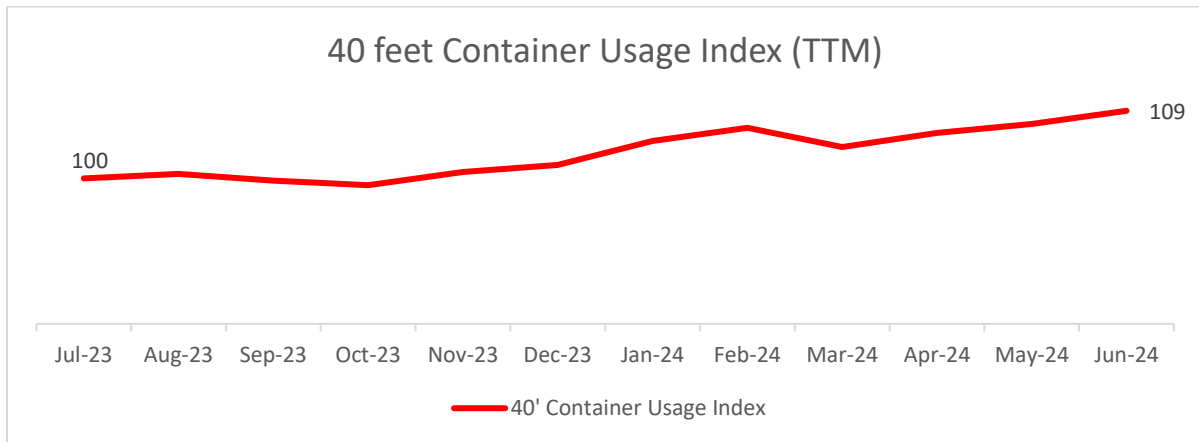


- **Container utilization:** Container utilization is improving on the back of improved volumes.



Note: The Index shows Container utilization (Cbm/TEU) levels rebased as Jul 2023 = 100

40 feet ratio: Improvement in 40 feet container usage is on account of increased volume, efficient trade lane management and focus on usage of 40 feet containers on important routes.



Note: The Index shows 40 feet Container usage (number of 40 feet containers as % of total containers used) levels rebased as Jul 2023 = 100

FCL operations:

- FCL volume for the month of June 2024 witnessed an increase of 1% as compared to last month and 13% as compared to June 2023.
- Volumes were higher in USA, Latin America, and APAC.

