



August 06, 2024

BSE Limited,
14th Floor, P.J. Towers,
Dalal Street,
MUMBAI - 400 001
(Scrip Code No. 502330)

National Stock Exchange of India Ltd.
“Exchange Plaza”,
Bandra-Kurla Complex,
Bandra (E), MUMBAI - 400 051
(Symbol – ANDHRAPAP; Series – EQ)

Dear Sirs,

Sub: Investor Presentation – August 2024

For information of shareholders, we submit herewith presentation on Key Highlights, Industry Dynamics & Core Business Strategy, Environmental Social Governance initiatives, Way Forward and Operational & Financial Highlights, CSR initiatives.

You are requested to take the above on record for dissemination to the shareholders for their information.

Thanking you,

Yours faithfully,
For **ANDHRA PAPER LIMITED**

BIJAY KUMAR SANKU
COMPANY SECRETARY

Encl: As above

ANDHRA PAPER LIMITED

(Corporate Identity Number: L21010AP1964PLC001008)

Regd. Office: Rajamahendravaram – 533 105, East Godavari District, India. Tel: +91-883-2471831

Corp. Office: 31, Chowringhee Road, Park Street, Kolkata – 700 016, India. Tel: +91-33-71500500

Website: www.andhrapaper.com; Email: info@andhrapaper.com

An ISO 9001:2015, ISO 14001:2015, ISO 45001:2018 Certified Company



AP Andhra Paper Limited
Serving you with pride..

Investor Presentation | Q1FY25

Safe Harbor Statement

This presentation and the accompanying slides (the “Presentation”), which have been prepared by Andhra Paper Limited (the “Company”), have been prepared solely for information purposes and do not constitute any offer, recommendation or invitation to purchase or subscribe for any securities, and shall not form the basis or be relied on in connection with any contract or binding commitment whatsoever. No offering of securities of the Company will be made except by means of a statutory offering document containing detailed information about the Company.

This Presentation has been prepared by the Company based on information and data which the Company considers reliable, but the Company makes no representation or warranty, express or implied, whatsoever, and no reliance shall be placed on the truth, accuracy, completeness, fairness and reasonableness of the contents of this Presentation. This Presentation may not be all inclusive and may not contain all of the information that you may consider material. Any liability in respect of the contents of, or any omission from, this Presentation is expressly excluded.

Certain matters discussed in this Presentation may contain statements regarding the Company’s market opportunity and business prospects that are individually and collectively forward-looking statements. Such forward-looking statements are not guarantees of future performance and are subject to known and unknown risks, uncertainties and assumptions that are difficult to predict. These risks and uncertainties include, but are not limited to, the performance of the Indian economy and of the economies of various international markets, the performance of the industry in India and world-wide, competition, the Company’s ability to successfully implement its strategy, the Company's future levels of growth and expansion, technological implementation, changes and advancements, changes in revenue, income or cashflows, the Company's market preferences and its exposure to market risks, as well as other risks. The Company's actual results, levels of activity, performance or achievements could differ materially and adversely from results expressed in or implied by this Presentation. The Company assumes no obligation to update any forward-looking information contained in this Presentation. Any forward-looking statements and projections made by third parties included in this Presentation are not adopted by the Company and the Company is not responsible for such third-party statements and projections.

All Maps used in the Presentation are not to scale. All data, information and maps are provided "as is" without warranty or any representation of accuracy, timeliness or completeness.

About Andhra Paper Limited



Andhra Paper Limited, one of the largest integrated paper and pulp manufacturers in Andhra Pradesh & India was established in 1964, having current production capacity of 2,55,550 TPA of Paper and 2,00,000 TPA of Virgin Pulp. It is the only Paper Mill using virgin pulp in AP.

APL has presence in all segments of Papers viz; Writing, Printing, Industrial & Copier papers with an export* share of 8%.

The Company has declared a capital expenditure of around ₹520 crores for upgrading its current equipment, aiming to enhance operational efficiency. This investment is expected to bring about significant improvements in the company's operations, streamlining processes and increasing productivity

* Including deemed export



Vision

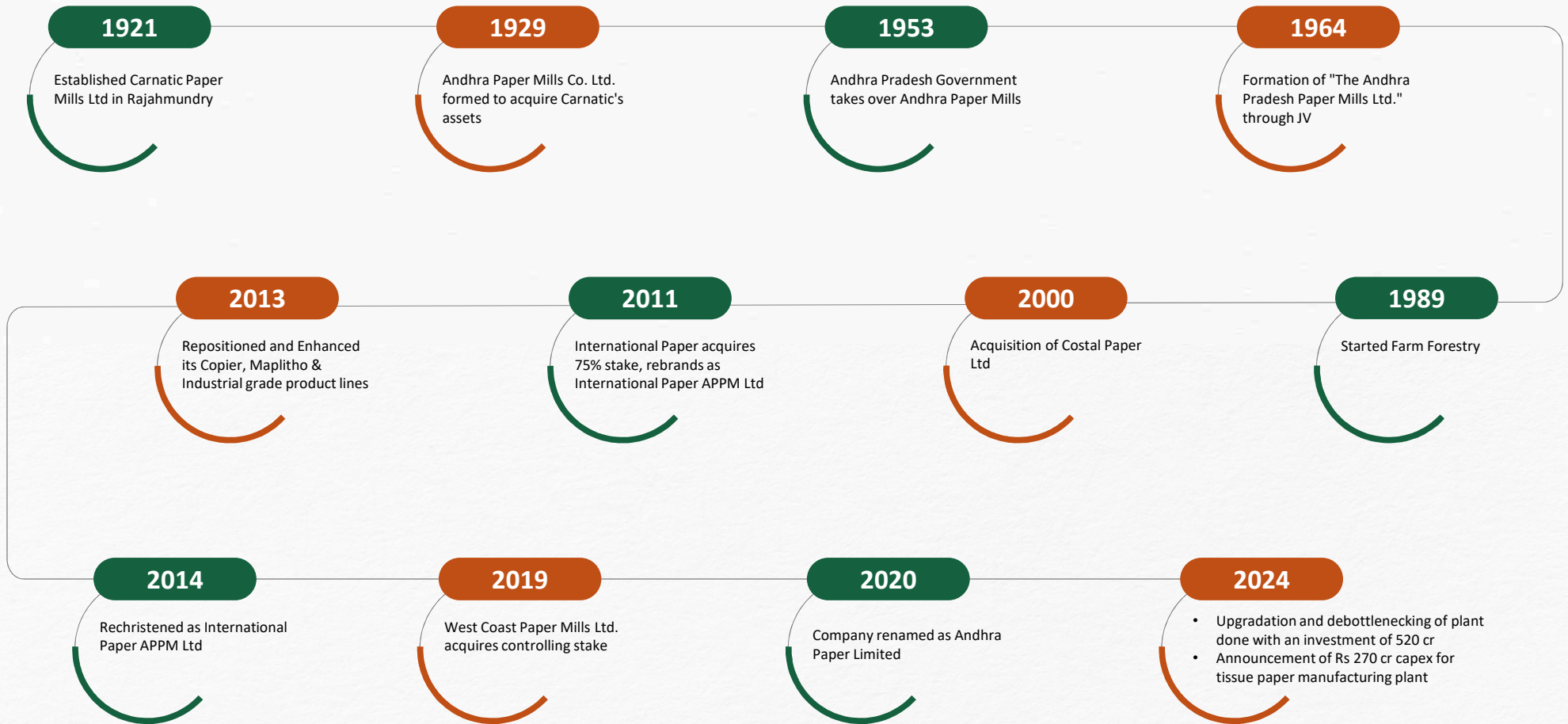
To become the top performing and most respected Paper Company in India.



Values

We fulfil our commitments with the highest ethical standards
We focus on superior results to create value for our shareholders
We are responsible towards our environment and our community

Our History



Key Highlights



1964

Established



11

Countries Served



~4800

Direct and Indirect
Employees



53

Distribution Network



**255,550 TPA Paper, 200,000 TPA
Virgin Pulp**

Production Capacity



18 Categories; 42 products

Number of Categories & Products



**ISO 9001:2015; ISO
14001:2015;
ISO 45001:2018**

Certifications



Business Focus and Ethos

Innovation

By producing new and improved products and solutions



Value creation

By ensuring consistent growth in value for all stakeholders



Community upliftment

By ensuring improved quality of lives in our areas of operations



Sustainable practices

By ensuring ecological balance



Delivering superior experience

By offering the right product at cost effective price



Ethos



Core Values



Commitment



Ownership



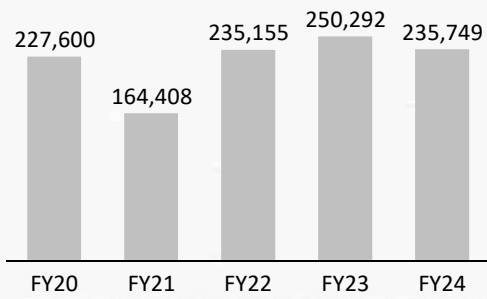
Respect



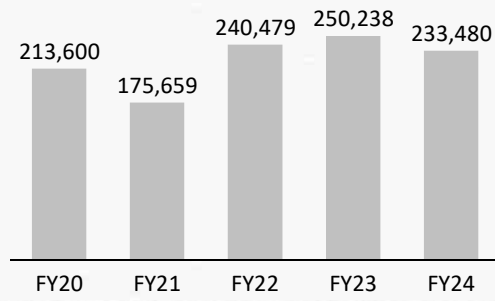
Excellence

Numbers That Define US

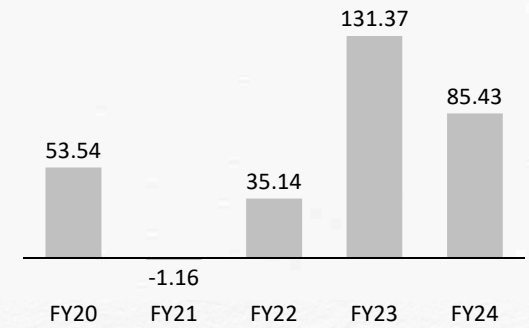
Production Volume (in MT)



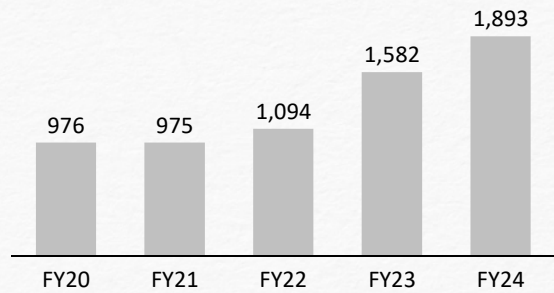
Sales Volume (in MT)



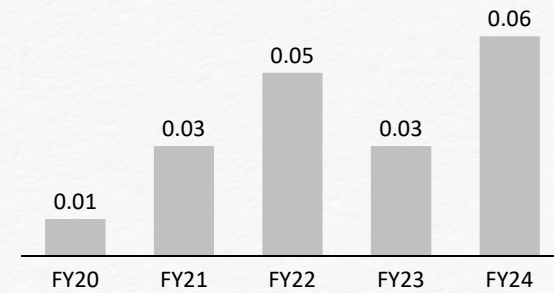
EPS (in Rupees)



Net-worth in Crores



Debt-Equity Ratio (in Times)



Industry Outlook



Domestic paper and packaging demand is 18-19 million MT, about 5% of the global industry. Expected to grow 5-7% CAGR (FY23-25) to 21.5-22.5 million MT by FY25, driven by paperboard demand.

Paperboard volume is predicted to grow 6-8% CAGR over the same period.

Increased demand in end-user segments like household appliances, FMCG, pharmaceuticals, and e-commerce will strengthen consumer demand.

Writing & Printing (W&P) demand to rise 2-4% CAGR (FY23-25) due to educational institutions, offices, and the New Education Policy.

Specialty paper (tissue and thermal) is expected to record 11-12% CAGR in FY23-25.

Over 50% of the global W&P market is in Asia; India is the 2nd largest market with 3.8 million MT, after China's 15 million MT.

Growth Avenues

The paper industry invested significantly in R&D for high-quality, disease-resistant tree clonal saplings.

Technical extension services are boosting agro and farm forestry output over 4-5 years.

Office printing is an emerging segment in India, growing with increased business activity, mainly using Maplitho and copier grades.



Demand from Pharmaceutical Industry will also rise due to exports and new drug launches, aided by the ban on single-use plastics.

Consumer packaging in paperboard is expected to grow 6-8% CAGR up to FY25, fueled by FMCG, pharmaceuticals, cosmetics, apparel, and ready-to-eat foods.

Paperboard demand (Carton board and Container board) is driven by consumer durables, FMCG, pharmaceuticals, and e-commerce.



AP Andhra Paper Limited
Serving you with pride..

Our Distinct Features

State of the Art Manufacturing Units



Rajahmundry Unit

- The company's Rajahmundry unit is an integrated wood-based paper mill with a capacity to produce **1,82,400 MT** of finished paper and **200,000 MT** of bleached pulp annually.
- The unit manufactures uncoated writing and printing paper - mainly cut-sizes, industrial grade papers and posters using Casuarina, Eucalyptus and Subabul as main sources of pulp wood
- In terms of power consumption for the Rajahmundry unit, the company mainly sources power from its captive **34 MW** coal-powered steam turbine and balance from the grid



Kadiyam Unit

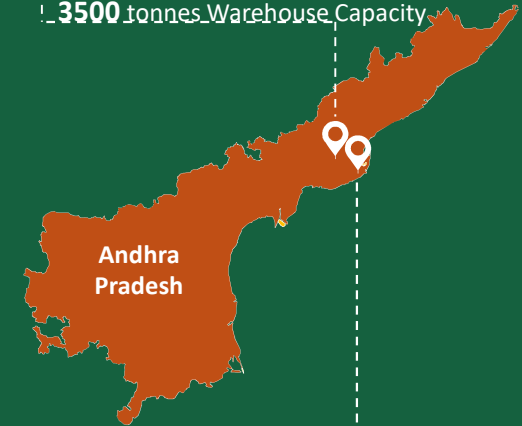
- The Kadiyam unit has capacity to produce **73,150 MT** per annum of finished paper such as cream woven, azure laid, colored cut-sizes and industrial grade papers using recycled fibre and purchased pulp as base raw materials. For the Kadayam unit, power is sourced from **6.8 MW** coal-fired boiler, from grid and also through DG set.

Unit 1:- Rajahmundry

Spread over **300 Acres**

521 TPD Capacity of finished products

3500 tonnes Warehouse Capacity



Andhra Pradesh

Unit 2:- Kadiyam

Spread over **150 acres**

209 TPD Capacity of finished products

3000 tonnes warehouse capacity

Company achieved coal savings by using bark as a fuel in coal-fired boiler. For the coal requirement, the company has coal linkages in place from Mahanadi Coal Fields and Singareni Collieries Company Ltd.

Our Manufacturing Facilities

Rajamundhry Unit Installed Capacity: 1,82,400 TPA



FINISHED PAPER – 1,82,400 TPA



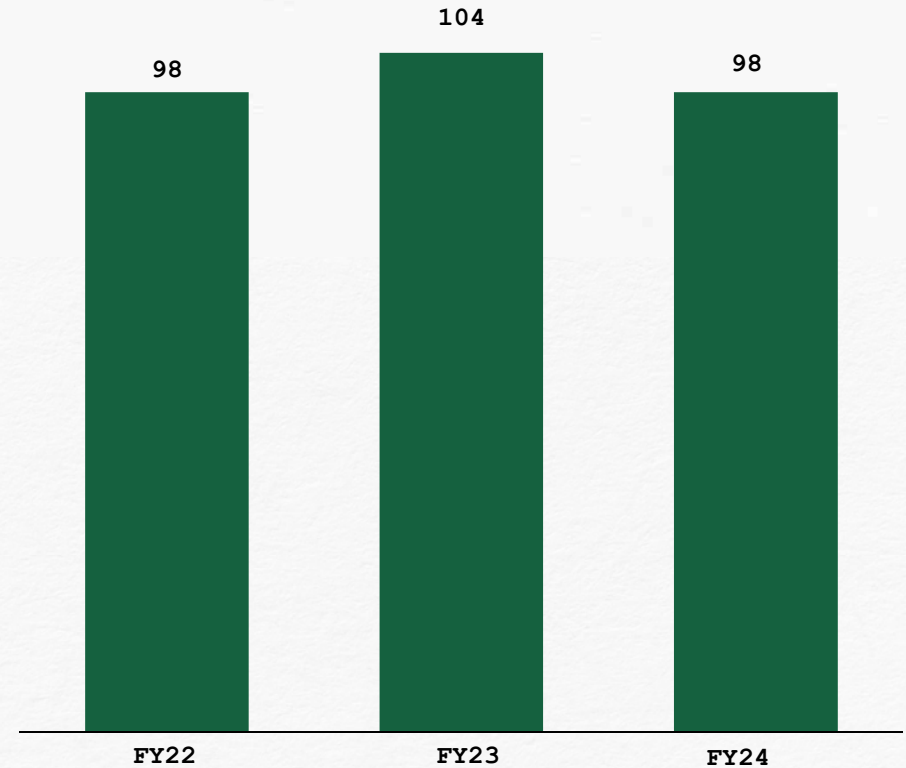
BLEACHED PULP – 2,00,000 TPA

Kadiyam Unit Installed Capacity: 73,150 TPA



FINISHED PAPER


PAPER CAPACITY UTILISATION OVER THE YEARS (%)



Wide Array Of Products

Writing and Printing

SS Maplitho



Non-SS Maplitho



Copier

Reflection



Carton & Wrapper 3D

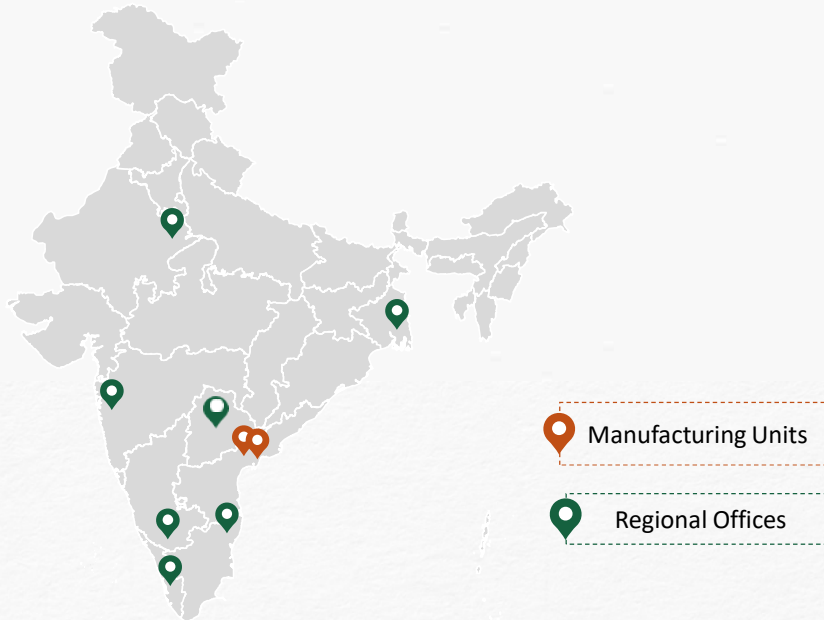


Specialty Products



Pan India Distribution Network

One of the Largest Dealer network in the country



Key Highlights - Distribution Network

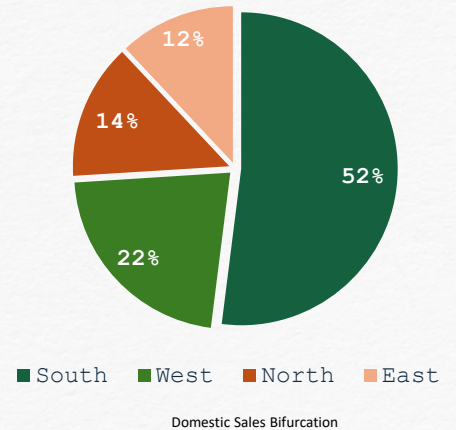
Network of 53 dealers and 7 zonal offices in India

75% of the dealers have been associated with the Company for over 15 years

APL exports its products to more than 11 countries worldwide

Distribution Presence across the country

- Andhra Pradesh • Chhattisgarh • Haryana • Karnataka • Maharashtra • Punjab • Telangana • West Bengal
- Assam • Delhi • Himachal Pradesh • Kerala • Madhya Pradesh • Rajasthan • Tripura
- Bihar • Gujarat • Jharkhand • Madhya Pradesh • Odisha • Tamil Nadu • Uttar Pradesh



Investment Proposition

Group's strong position in the Industry

With a track record of six decades, the group commands a strong market position in most segments. Less than 10 companies in the country have a scale and integration comparable to that of APL and WCPM.

Presence in Value-added Products

Our product mix includes maplitho, copier, cupstock, and specialty paper. In the past 2-3 years, we've increased value-added niche products, diversifying end-user segments and balancing high-growth and stable demand products

Experienced promoters with vast experience in the paper industry

APL's management is highly qualified with significant industry experience. The company has an established team of professionals for efficient daily operations. In FY19, West Coast Paper Mills Limited (WCPM) acquired a 72.2% equity stake in APL for Rs. 911 crore.

Products & Offerings

Wide range of uncoated free sheet, copier products, diverse office documentation, and multi-purpose papers. The Company has Innovative, sustainable, and recyclable products to help customers achieve their objectives. We also produce Specialty grade products customized for specific applications: wedding cards, invitations, poster printing, card covers/envelopes, soap wrappers, paper cups, thermal paper, carbonless paper, and chromo paper

Upgradation of its Facilities

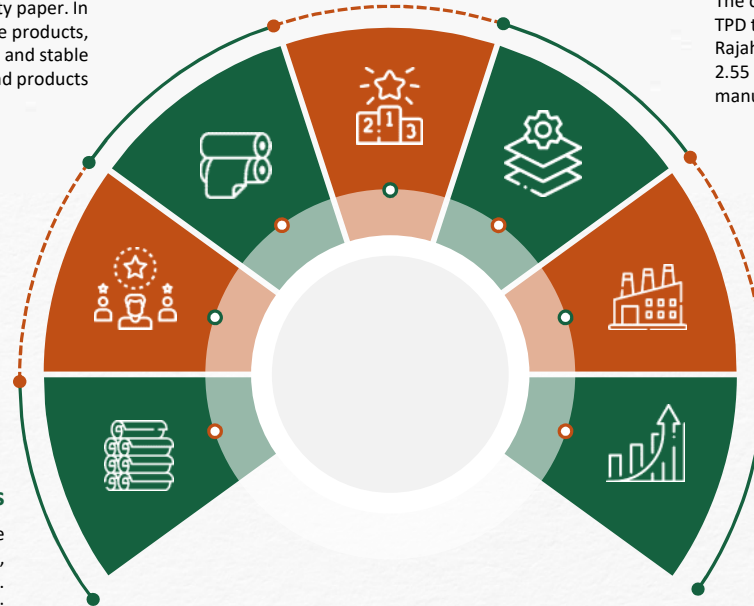
The company plans to upgrade its Pulp and Recovery facility from 550 TPD to 630 TPD, investing approximately Rs 520 crore. Both Rajahmundry and Kadiyam units can increase paper production from 2.55 lakh MTPA to 2.40 lakh MTPA with addition of tissue paper manufacturing it will increase to 2.90 Lakhs MTPA.

Greenfield Expansion

In Jan-2023, the Board approved a pre-feasibility report for expanding into the Paper Board Segment with a new Greenfield Project at Unit: Kadiyam. The project aims to add 2,21,000 TPA (Pulp) and 1,56,000 TPA (Paper Board) in capacity

Expansion

The Board approved installing a modern Tissue Paper Machine at the Kadiyam facility, with a capacity of 35,000 TPA for various tissue paper grades namely facial tissues, toilet tissues, napkins and towel grade tissues. Production is expected to start in about 15 months.





AP Andhra Paper Limited
Serving you with pride..

Environmental Social Governance

Greenhouse Gas Emission Reduction Projects

Biofuel Substitution

- Replaced fossil fuels with biofuels (black liquor, ETP sludge, wood bark, chip dust, knots) in coal-fired boilers.
- Chemical recovery boiler exclusively uses black liquor as a biofuel, generating steam and captive power.
- Biofuel usage meets 65% of power needs at Rajahmundry unit, significantly reducing greenhouse gas emissions.

Farm Forestry Programme

- Promotes sustainable forestry practices and carbon sequestration.
- Supports tree cultivation to mitigate carbon footprint.



CO2 Utilization Project

- Captures approximately 19,000 tonnes of CO2 per annum from the rotary lime kiln stack.
- Produces precipitated calcium carbonate (PCC) using captured CO2 for use as a filler in paper-making.
- Reduces greenhouse gas emissions and showcases commitment to sustainability.

Green Methanol Plant Initiative

- Exploring collaboration with a third party to set up a Green Methanol Plant.
- Aims to extract biogenic carbon dioxide (BCO2) from the flue stack, reducing carbon emissions.

Manufacturing Process and Sustainability



- **Elemental Chlorine Free (ECF) Process:**
 - Uses environment-friendly chemicals: Oxygen, Hydrogen Peroxide, Chlorine Dioxide.



- **Black Liquor Utilization:**
 - Biomass rich in lignin, burnt to produce green power.
 - Contributes to 65% of company's power needs.



- **Chemical Recovery:**
 - 96% of chemicals used in pulping are recovered and recycled.

Resource Management and Recycling

- **Wood Fibre Sourcing:**

- Sourced through Plantation/Farm forestry program, supporting farmers.



- **Lime Sludge Management:**

- Burnt in a Rotary Lime Kiln.
- Solid sludge used by small board and egg tray manufacturers.



- **Recycled Waste Paper:**

- Used in Kadiyam unit to manufacture high-quality printing and writing paper.



Our Sustainability Programmes – Energy

At Andhra Paper we are committed to continuous improvement in reducing our carbon footprint and focused on improving our energy efficiency.

Andhra Paper Limited have three FSC Certificates as below:

Andhra Paper Limited, Unit: Rajahmundry
Certificate Code: SCS-COC-009192 &
SCS-CW-009192
License code: FSC-C084811

Andhra Paper Limited, Unit: Kadiyam
Certificate Code: SCS-COC-009193
License code: FSC-C112308

Andhra Paper Limited.
Certificate Code: SCS-FM/COC-004838
License code: FSC-C119477



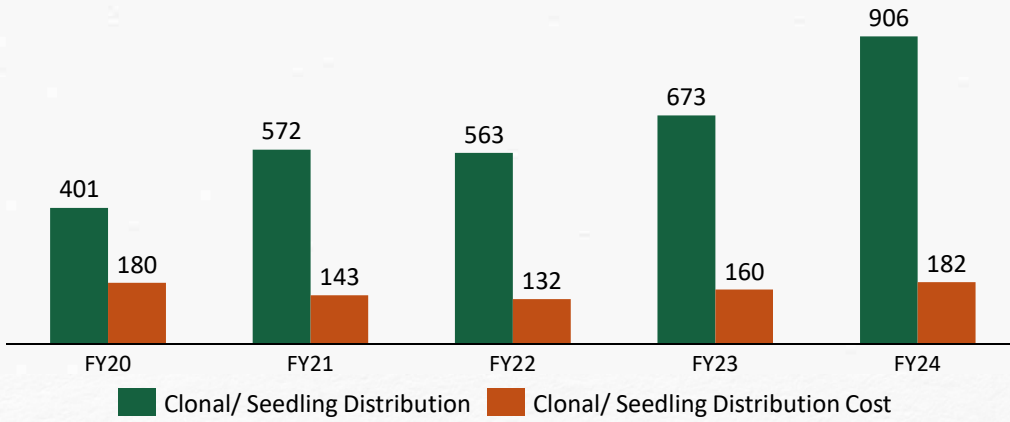
Our Sustainability Programmes – Farm Forestry

Andhra Paper's innovative Farm Forestry initiative spans across approximately 717,994 acres, serving as a lifeline for rural farmers and communities. By the end of 2023-2024, they have planted an impressive 2.06 billion saplings. This unique model, operating within a 150km radius of the mill, not only ensures a sustainable raw material supply but also fosters environmental conservation. The company distributes saplings from partner nurseries to farmers, providing guidance on optimal cultivation practices, thereby conserving natural resources and promoting a greener environment. By developing high-yielding Casuarina clones, Andhra Paper aims to enhance plantation productivity and boost farmer revenue. The Farm Forestry Program's objective is to produce more wood than consumed for paper production, focusing on engaging local farmers and establishing highly productive clonal sapling plantations. The program's goals include developing an entrepreneurship model, improving yield, and ensuring regular income for farmers, achieved through providing technical knowledge and training on efficient farming practices. Ultimately, this initiative aims to achieve self-reliance in obtaining virgin fiber, securing a sustainable future for both the company and the local farming communities.

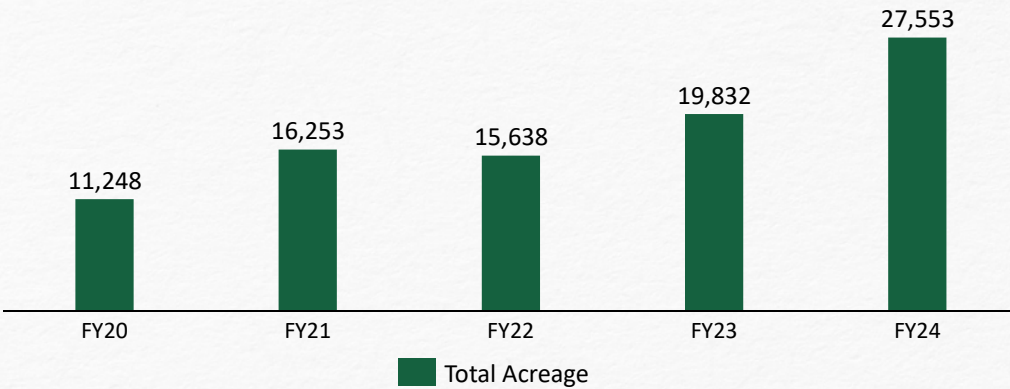


Farm Forestry – Last 5 Year Highlights

Clonal/Seeding Distribution & Cost



Total Acreage



Note : Clonal seeding Distribution & Distribution Cost are in Rs Lacs; Total Acreage is in Number of Acres





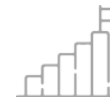
R&D Initiatives

- Established 10 R&D trial plots



Focus on

- Genetic improvement.
- Advanced silvicultural practices.
- Adoption of new-age agroforestry models.



Achievements

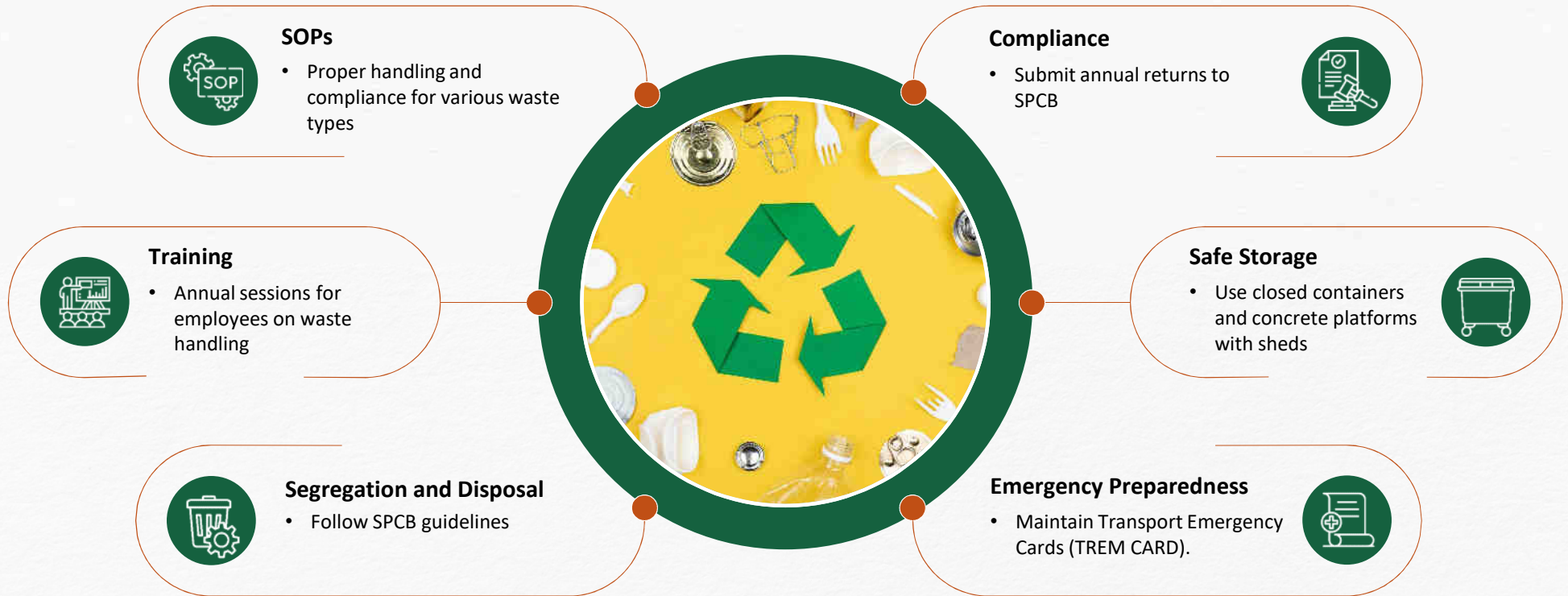
- Developed clonal casuarina plantations with double the yield compared to existing varieties.
- Improved yield by 20% to 25%.



Ongoing Efforts

- Improve clonal plant production processes.
- Ensure better survival rates.
- Enhance quality of saplings.

Waste Management Measures



Our CSR Activities



Infrastructure support to APPM Model School, Rajahmundry



Distribution of nutritious food kits at Kadiyam Village, East Godavari District



Shed constructed for midday meal for children at jilla parishad high school – Ippanapadu.



Blood Donation Camp conducted to support Thalassemia Children in Rajahmundry



Construction of additional Water Pipelines for clean drinking water at Kadiyam



Medical equipment facilities to ESI Hospital Rajahmundry



Provided infrastructure facilities to working women's hostel at Rajahmundry



Board Composition

- Experienced and diverse leadership team.
- Mix of executive, non-executive, and independent directors.
- Female representation on the Board of Directors.


Policy on Ethical Business Practices

- Code of Conduct for integrity, transparency, and accountability.
- Whistleblower policy for anonymous reporting without fear.
- Code of Conduct for suppliers.
- Annual affirmation of Code by Board members and senior management.

Transparency and Accountability

- Periodic internal and external audits.
- Defined standard operating processes for manufacturing and business.
- Formal approval of transactions through board-approved hierarchy.
- Policies on insider trading, conflict of interest, corruption, and bribery.

Experienced Board of Directors



Mr. Shree Kumar Bangur
Chairman & Managing Director

He is a well-respected industrialist and philanthropist who serves as the Chairman and Managing Director of West Coast Paper Mills Ltd., which is part of the Bangur Group of Companies. He is a visionary leader who has made a significant impact in the business world and has a reputation for being an excellent leader. Aside from his business achievements, he is also known for his philanthropic work and is associated with a number of charitable organizations.



Mr. Virendraa Bangur
Vice Chairman

Scion of prominent Bangur Family, brings a wealth of experience and expertise to the table. His background in the industrial and corporate sectors, coupled with a special interest in a wide array of fields including paper, newsprint, chemicals, IT, electronics, optical fiber, telephone and power cable, and plantations, showcases his versatility and strategic vision..



Mr. Saurabh Bangur
Joint Managing Director

He is a highly accomplished business leader and scion of prominent Bangur family. He was instrumental in steering the Company towards growth and success as its Joint Managing Director, further solidifying his reputation as a successful and experienced business executive. With his diverse background and ability to navigate challenges through sheer business acumen, he continues to be a valuable asset to the companies he is involved in.

Experienced Board of Directors



Mr. Arun Kumar Sureka
Independent Director

Mr. Arun Sureka is associated with various statutory bodies and other industry, cultural and philanthropic organisations. He is the Chairman and Managing Director of Hartex Rubber Pvt Ltd, a group company of Sureka Group.



Mr. Virendra Sinha
Independent Director

Mr. Virendra Sinha has over 45 years of professional experience, with over 25 years of rich experience in leadership roles in Logistics Infrastructure & Services, Business Restructuring, Finance, Corporate Strategy & Business Operations etc., He served as former Chairman & Managing Director of Balmer Lawrie & Co. Limited and also as Joint Managing Director of eTrans Solutions Private Limited.



Mr. Sitaram Sharma
Independent Director

Mr. Sitaram Sharma is an entrepreneur with proven business acumen. He has rich experience in Government Relations, General Management, Corporate Strategy, Operations and Commercial functions. He is a renowned author. He was nominated to various Committees by Government of India and Government of West Bengal. He was recipient of Civil awards from the Government of Belarus and Japan.



Mr. Sudarshan Somani
Independent Director

With more than 30 years of experience, he has worked in both London and Dubai, actively trading in India and other countries. He has extensive experience in both soft and hard commodities, specializing in non-ferrous metals and ores, agricultural products, and waste papers.



Mr. Mukesh Jain
Executive Director

Mr. Mukesh Jain is a Chartered Accountant with 26 years of rich experience and expertise in Global Strategic & Financial Planning, Budgeting and Costing Analysis, Accounts & Finance, Auditing, Taxation, Global Commercial Operations/ MIS, Fund Management / System Development, IPO and Preferential Placement of Securities, Global Logistics and Supply Chain Management.



Mrs. Papia Sengupta
Independent Director

Mrs. Papia Sengupta is a seasoned banker with more than three decades of experience in all facets of banking which culminated in holding the position of Executive Director in Bank of Baroda after a stint as Chief General Manager in State Bank Group. A science graduate, she has completed Chartered Financial Analyst (CFA) Program from ICFAI in 2001 and CAIIB from Indian Institute of Banking and Finance in 2008.

Senior Leadership Team



Mukesh Jain
Executive Director

Mr. Mukesh Jain is a Chartered Accountant with 26 years of rich experience and expertise in Global Strategic & Financial Planning, Budgeting and Costing Analysis, Accounts & Finance, Auditing, Taxation, Global Commercial Operations/ MIS, Fund Management / System Development, IPO and Preferential Placement of Securities, Global Logistics and Supply Chain Management.



Rajesh Bothra
Chief Financial Officer

With 34 years of rich experience as a Chartered Accountant, Mr. Bothra brings a wealth of expertise to the table, particularly in the realms of finance, taxation, and treasury. He provides strategic guidance on investment decisions, tax strategies, effective treasury management. Possess excellent financial acumen to navigate complex financial situations and provide valuable insights to the organization.



Sura Mallidi
Sr. Vice President (Mill Operations)

Mr. Sura Reddy has wealth of experience & expertise across all facets of paper industry. His leadership ensures safe, reliable and efficient manufacturing operations. He excels in production planning, optimizing productivity through de-bottlenecking processes and enhance operational efficiency by maximizing capacity utilization. proficient in quality management techniques, with a keen focus on waste reduction, increased productivity and profitability.



Shyam Srivastava
Vice President (Purchase & Forestry)

Mr. Shyam is a results-driven procurement and supply chain professional, with Six Sigma Green Belt certification. He leads procurement strategies & strategic initiatives to optimize supply chain efficiency. His expertise includes achieving cost savings through effective negotiation, vendor management, and process improvements.



Sandeep Rao Thallapalli
Vice President (Sales & Marketing)

Mr. Sandeep is a highly accomplished Sales Professional with overall 23 years of rich experience. He has been with the Company for 19 years and currently leads the Sales and Marketing Function. He has expertise in Sales, Marketing, Demand Planning & Forecasting, Supply Chain Management. His leadership ensures an impressive 95% On-Time-In-Full (OTIF) service level, indicating a high degree of Customer Satisfaction, Loyalty and Reliability through efficient Sales Operations.



Bijay Kumar Sanku
General Manager (Legal) & Company Secretary

Mr. Bijay Kumar is a qualified Company Secretary with 23 years of experience in compliance, secretarial, and legal operations. His extensive expertise ensures that organizations adhere to regulatory requirements and maintain robust governance frameworks.



AP Andhra Paper Limited
Serving you with pride..

Way Forward

Expansion Plans - Tissue Paper Production Line

Expansion Synergy

- Tap into a rapidly growing segment with a projected robust CAGR of 11-12% (FY23-25).
- Reduce dependency on other paper segments, spreading risk across various product lines
- Meet rising consumer demand for hygiene products, boosted by increased awareness and health standards
- Tissue paper products often command higher profit margins due to premium pricing for quality and convenience
- Differentiate the company in the market by offering a comprehensive range of paper products, enhancing brand loyalty
- Benefit from favorable regulations, such as bans on single-use plastics, driving consumers towards sustainable alternatives like tissue paper.
- Leverage existing manufacturing capabilities and R&D to efficiently produce tissue paper, optimizing costs and resources
- Tap into international markets with high demand for quality tissue paper products, expanding the company's global footprint
- Cater to the growing need for convenient, ready-to-use products in households, businesses, and public facilities

Strategic Goal

- Supply and commissioning of Tissue paper production line of Capacity Maximum 129 tonnes per day to produce different grades of tissue Paper.
- New Machinery to be installed in the next 14-15 months from contract effective date



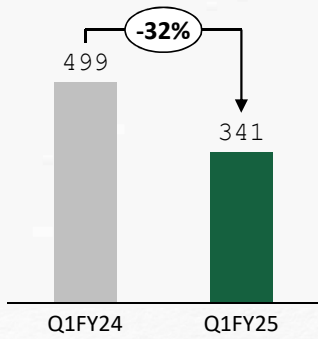


AP Andhra Paper Limited
Serving you with pride..

Financial Highlights

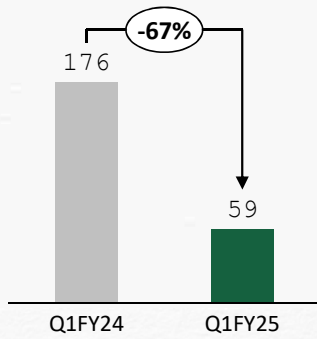
Q1 & FY24 Financial Highlights

Revenue (₹ in Crs)



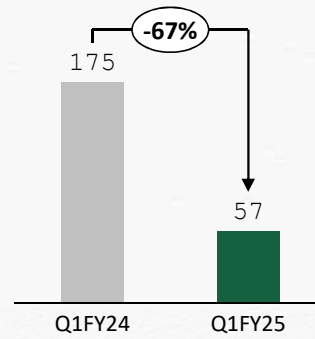
EBITDA & EBITDA Margin

35.3% 17.3%



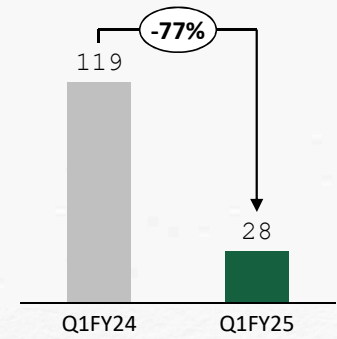
Gross Profit & Gross Profit Margin

35.1% 16.7%

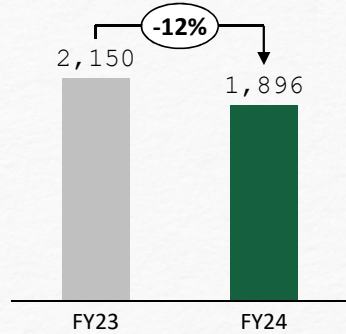


PAT & PAT Margin

23.7% 8.1%

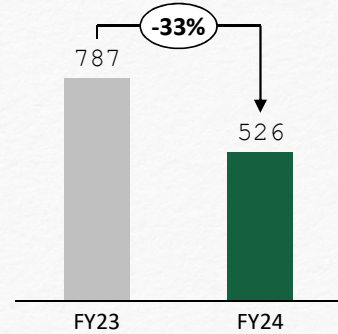


Revenue (₹ in Crs)



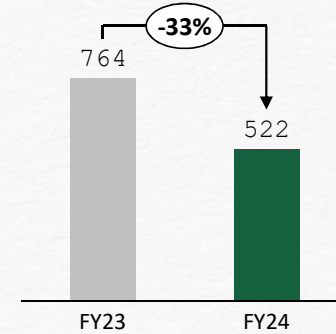
EBITDA & EBITDA Margin

36.6% 27.7%



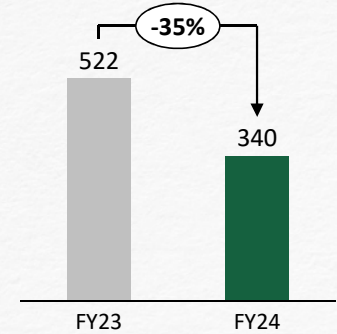
Gross Profit & Gross Profit Margin

36.4% 29.0%



PAT & PAT Margin

24.3% 17.9%



** Gross Profit (PBDT): Profit Before Tax + Depreciation

Note: Rounded off to the nearest whole number

Profit & Loss Statement

Particulars (₹ in Crores)	Q1FY25	Q1FY24	Y-o-Y	Q4FY24	Q-o-Q	FY24
Revenue from Operations	316	478		364		1,801
Other Income	25	22		28		95
Total Revenue from Operations	341	499	-32%	392	-13%	1,896
Cost of Material Consumed	185	231		166		865
Change in Inventories of Finished goods & Work in Progress	-10	-35		20		-15
Employee Expenses	39	45		44		169
Other Expenses	68	82		100		349
Total Operating Expenses	282	323		329		1,368
EBITDA	59	176	-67%	63	-6%	528
EBITDA Margin (%)	17%	35%		16%		29%
Depreciation	21	16		17		66
EBIT	38	161	-76%	46	-18%	462
EBIT Margin (%)	11%	32%		12%		24%
Finance Cost	2	1		1		4
Exceptional Items/Share from Associates				0		0
Profit before Tax	36	159		46		458
Profit before Tax(%)	11%	32%		12%		24%
Tax	8	41		7		116
Profit After Tax	28	119		38		342
PAT Margin (%)	8%	24%		10%		18%
EPS (As per Profit after Tax)	6.96	29.81		9.66		85.43

Profit & Loss Statement

Particulars (₹ in Crores)	FY22	FY23	FY24
Revenue from Operations	1,380	2,098	1,801
Other Income	45	52	95
Total Revenue from Operations	1,425	2,150	1,896
Cost of Material Consumed	646	821	865
Change in Inventories of Finished goods & Work in Progress	18	2	(15)
Employee Expenses	157	165	169
Other Expenses	338	375	349
Total Operating Expenses	1,159	1,363	1,370
EBITDA	266	787	526
EBITDA Margin (%)	19%	37%	28%
Depreciation	72	63	66
EBIT	194	724	460
EBIT Margin (%)	14%	34%	24%
Finance Cost	5	7	4
Exceptional Items/Share of loss from associates	0	15	0
Profit before Tax	188	701	456
Profit before Tax(%)	13%	33%	24%
Tax	49	179	116
Profit After Tax	140	522	340
PAT Margin (%)	10%	24%	18%
EPS (As per Profit after Tax)	35	131	85

Balance Sheet

Equity & Liabilities (₹ in Crores)	FY22	FY23	FY24
Equity			
(a) Equity share capital	40	40	40
(b) Other equity	1,054	1,542	1,853
Equity attributable to equity holders of the parent	1,094	1,582	1,893
Total Equity	1,094	1,582	1,893
Liabilities			
Non - Current Liabilities			
Financial liabilities			
(i) Borrowings	8	5	47
(ii) Lease liabilities	8	7	5
(iii) Other Financial liabilities	2	1	1
Deferred Tax Liabilities	81	72	3
Provisions	1	0	83
Total Non - Current Liabilities	100	85	139
Current Liabilities			
Financial liabilities			
(i) Borrowings	41	42	60
(ii) Lease liabilities	1	1	2
(iii) Trade payables			
a. Total outstanding dues of micro enterprises and small enterprises	26	22	30
b. Total outstanding dues from creditors other than micro enterprises and small enterprises	137	175	197
(iv) Other financial liabilities	36	36	68
Other current liabilities	26	20	24
Provisions	36	37	37
Current tax liabilities (net)	1	4	0
Total Current Liabilities	304	338	419
Total Equity and Liabilities	1,498	2,005	2,451

Assets (₹ in Crores)	FY22	FY23	FY24
ASSETS			
Non - Current Assets			
Property, plant and equipment	573	568	788
Capital work-in-progress	8	29	114
Right of use assets	8	7	6
Other Intangible assets	3	2	2
Financial Assets			
(i) Investments	138	175	172
(ii) Other Financial Assets	4	4	5
Other non-current assets	38	71	85
Total Non - Current Assets	773	856	1,171
Current Assets			
Inventories	145	174	237
Financial Assets			
(i) Investments	244	712	857
(ii) Trade receivables	103	148	61
(iii) Cash and cash equivalents	25	21	11
(iv) Bank balances other than (iii) above	30	26	15
(v) Loans	104	16	1
(vi) Other current financial assets	5	3	2
Other current assets	68	49	96
Asset Classified as held for sale	1	0	0
Total Current Assets	725	1,149	1,280
TOTAL ASSETS	1,498	2,005	2,451

Cash Flow Statement

Particulars (₹ in Crores)	FY22	FY23	FY24
Cash Flow from Operating Activities			
Profit before Tax	188	701	456
Adjustment for Non-Operating Items	39	41	(22)
Operating Profit before Working Capital Changes	227	742	434
Changes in Working Capital	30	(23)	19
Cash Generated from Operations	257	718	452
Less: Direct Taxes paid	55	183	134
Net Cash from Operating Activities	202	536	319
Cash Flow from Investing Activities	(181)	(499)	(334)
Cash Flow from Financing Activities	(12)	(41)	5
Net increase/ (decrease) in Cash & Cash equivalent	10	(4)	(10)
Add: Cash and cash equivalents as at 1st April	15	25	21
Cash and Cash equivalents as at 31 st March	25	21	11

Awards & Accolades

- Bureau of Indian Standards, for the product Plain copier paper having license No. 6600040906, as per IS 14490:2018 for having zero failures of samples in last three years and for maintaining quality standards.
- President, CAPEXIL under the aegis of the Ministry of Commerce and Industry, Government of India presenting the special export award to Andhra Paper Limited in recognition of the export achievement in Paper & Paper Board, Printing & Writing Paper



COMPANY :

AP Andhra Paper Limited
Serving you with pride..

Andhra Paper Limited

CIN : L21010AP1964PLC001008

Mr. Bijay Sanku (Company Secretary)

E: bijaykumar.sanku@andhrapaper.com

www.andhrapaper.com.com

INVESTOR RELATIONS ADVISORS :



Orient Capital (a division of Link Group)

Mr. Viral Sanklecha

+91 9987123158

viral.sanklecha@linkintime.co.in

Mr. Siddhesh Dharmadhikari

+91 9970186032

siddhesh.dharmadhikari@linkintime.co.in

Thank You

