



ANIK INDUSTRIES LIMITED

CIN – L24118MH1976PLC136836

Corporate Office :

2/1, South Tukoganj, Behind High Court,
Indore–452 001 (M.P.), India.

Phone : 91-731-4018009/8010 /Fax : 91-731-2513285

Email id.: anik@anikgroup.com

Website : www.anikgroup.com

Date: 14/11/2024

To,

National Stock Exchange of India Ltd.

“Exchange Plaza”, C-1, Block G,
Bandra-Kurla Complex, Bandra (E),
Mumbai –400051

Symbol: ANIKINDS

BSE Limited

25th Floor, New Trading Ring,
P.J. Towers, Dalal Street, Fort,
Mumbai-400001

Scrip Code: 519383

Subject: Un-audited (Standalone & Consolidated) Financial Results for the Quarter and half year ended 30th September, 2024 u/r 33 of SEBI (Listing Obligations and Disclosure Requirements) Regulations, 2015.

Dear Sir/Ma'am,

In compliance with Regulations 30 and 33 read with Para A of Part A of Schedule III of the Securities and Exchange Board of India (Listing Obligations and Disclosure Requirements) Regulations, 2015 (including any statutory modification(s), amendment(s) and re-enactment(s) thereof), this is to inform you that the Board of Directors of the Company at their meeting held on **Thursday, 14th November, 2024** at the corporate office of the Company, have, *inter alia*, considered and approved the Un-audited (Standalone & Consolidated) Financial Results for the quarter and half year ended 30th September, 2024, as recommended by Audit Committee of the Company.

A copy of said Un-audited (Standalone & Consolidated) Financial Results and Limited Review Report of Auditors for the quarter and half year ended 30th September, 2024 is enclosed herewith.

The Meeting of the Board of Directors commenced at **05:30 PM** and concluded at **06:20 PM**.

Kindly take the same on your record.

Thanking you,
Yours faithfully,

For Anik Industries Limited

Sourabh Vishnoi
Company Secretary & Compliance Officer

Encl: as above





ANIK INDUSTRIES LIMITED

CIN - L24118MH1976PLC136836

Corporate Office :

2/1, South Tukoganj, Behind High Court,

Indore - 452001 (M.P.), INDIA

Phone : +91-731-4018009-10/41

Fax : +91-731-2513285

Email : anik@anikgroup.com

Website : www.anikgroup.com

Un-audited Standalone Financial Results for the quarter and half year ended 30th September, 2024

Rs. in Lakhs

PARTICULARS	STANDALONE					
	Quarter Ended			Half Year Ended		Year ended
	30.09.2024	30.06.2024	30.09.2023	30.09.2024	30.09.2023	31.03.2024
(Refer Notes Below)	Unaudited	Unaudited	Unaudited	Unaudited	Unaudited	Audited
1 Income from operations						
(a) Net Sales / Income From Operations (Net of excise Duty)	2779.74	1060.61	1487.72	3840.35	3291.80	10060.00
(b) Other Operating Income	0.00	0.00	0.00	0.00	0.00	0.00
Total Income from operations (net)	2779.74	1060.61	1487.72	3840.35	3291.80	10060.00
Other Income	23.90	122.24	29.63	146.14	112.98	537.99
Total Revenue	2803.64	1182.85	1517.36	3986.49	3404.79	10597.99
2 Expenses						
a) Cost of materials consumed	(0.00)	32.82	127.92	32.82	341.35	602.73
b) Purchase of stock in trade	2689.17	849.79	95.11	3538.96	384.51	6566.99
c) Changes in inventories of finished goods, work in progress & stock in trade	(71.21)	44.95	548.48	(26.26)	1227.57	1494.65
d) Employee benefit expense	26.13	21.39	65.06	47.52	132.58	256.67
e) Finance Cost	20.21	0.26	22.31	20.47	91.28	89.12
f) Depreciation & Amortisation Expense	13.56	13.78	14.42	27.34	28.84	57.69
g) Other Expenditure	9.64	90.45	700.45	100.09	818.93	445.66
Total expenses (a) to (g)	2687.50	1053.44	1573.76	3740.94	3025.05	9513.51
3 Profit/ (Loss) before exceptional items and tax	116.14	129.41	(56.40)	245.55	379.74	1084.48
4 Exceptional items	0.00	0.00	0.00	0.00	0.00	(650.00)
5 Profit(+)/Loss(-) Before Tax	116.14	129.41	(56.40)	245.55	379.74	434.48
6 Tax Expense						
Current Tax	8.00	32.00	(42.70)	40.00	108.30	110.39
Excess Tax provision writtenback for earlier	0.00	0.00	0.00	0.00	0.00	(10.95)
Mat Credit Entitlement	0.00	0.00	30.10	0.00	(47.30)	0.00
Deferred Tax	(2.04)	(15.67)	3.26	(17.71)	(0.89)	305.80
7 Net Profit (+)/ Loss(-) from continuing operations	110.18	113.08	(47.06)	223.26	319.63	29.24
8 Profit/ (Loss) from discontinuing operation Before tax	0.00	0.00	0.00	0.00	0.00	0.00
9 Tax expenses of discontinuing operations						
Current Tax	0.00	0.00	0.00	0.00	0.00	0.00
Deferred Tax	0.00	0.00	0.00	0.00	0.00	0.00
10 Net Profit/ (Loss) from discontinuing operation after tax	0.00	0.00	0.00	0.00	0.00	0.00
11 Profit/ (Loss) for the period before minority interest	110.18	113.08	(47.06)	223.26	319.63	29.24
12 Share of profit/(loss) of associates	0.00	0.00	0.00	0.00	0.00	0.00
13 Profit (loss) of Minority Interest	0.00	0.00	0.00	0.00	0.00	0.00
14 Net profit/(loss) for the period	110.18	113.08	(47.06)	223.26	319.63	29.24
15 Other Comprehensive income						
Amount of items that will not be reclassified to profit and loss	1.00	(0.50)	0.25	0.50	1.50	3.78
Income tax relating to items that will not be reclassified to profit or loss	(0.34)	0.17	(0.08)	(0.17)	(0.50)	(1.26)
Amount of items that will be reclassified to profit and loss	0.00	0.00	0.00	0.00	0.00	0.00
Income tax relating to items that will be reclassified to profit or loss	0.00	0.00	0.00	0.00	0.00	0.00



**ANIK INDUSTRIES LIMITED**

CIN - L24118MH1976PLC136836

Corporate Office :

2/1, South Tukoganj, Behind High Court,

Indore - 452001 (M.P.), INDIA

Phone : +91-731-4018009-10/41

Fax : +91-731-2513285

Email : anik@anikgroup.com

Website : www.anikgroup.com


16	Total comprehensive income	110.84	112.75	(46.89)	223.59	320.63	31.76
17	Other Comprehensive Income attributable to						
	Owners of the Company	0.00	0.00	0.00	0.00	0.00	0.00
	Non-controlling interests	0.00	0.00	0.00	0.00	0.00	0.00
	Total	0.00	0.00	0.00	0.00	0.00	0.00
18	Total Comprehensive income for the period attributable to	110.84	112.75	(46.89)	223.59	320.63	31.76
	Comprehensive income for the period attributable to owners of parent	0.00	0.00	0.00	0.00	0.00	0.00
	Total comprehensive income for the period attributable to owners of parent non-controlling interests	0.00	0.00	0.00	0.00	0.00	0.00
	Total						
19	Paid up equity share capital (FV of Rs. 10 each)	2775.35	2775.35	2775.35	2775.35	2775.35	2775.35
20	Reserves excluding revaluation Reserves as per balance sheet of previous accounting year	0.00	0.00	0.00	0.00	0.00	28111.37
21	Earnings per share (in Rs.)						
	Earning per equity share from continue operations						
	Basic EPS for continuing operations	0.40	0.41	(0.17)	0.80	1.15	0.11
	Diluted EPS for continuing operations	0.40	0.41	(0.17)	0.80	1.15	0.11
	Earnings per equity share for discontinued operations						
	Basic EPS for discontinued operations	-	-	-	-	-	-
	Diluted EPS for discontinued operations	-	-	-	-	-	-
	Earnings per equity share						
	Basic EPS for continued and discontinued operations	0.40	0.41	(0.17)	0.80	1.15	0.11
	Diluted EPS for continued and discontinued operations	0.40	0.41	(0.17)	0.80	1.15	0.11

Notes:

1	The above results have been reviewed by the Audit Committee and approved by the Board of Directors of the Company at their meeting held on 14.11.2024 and the statutory auditors of the Company have also carried out Limited Review of the Unaudited results for the quarter and half year ended on 30.09.2024 Regulation 33 of SEBI (Listing Obligations and Disclosure Requirements) Regulations, 2015. The auditor have expressed an unmodified report on the above results.
2	These financial results has been prepared in Accordance with the Companies (Indian Accounting Standards) Rules, 2015 (IND AS), prescribed under Section 133 of Companies Act, 2013 and other recognized accounting practices and policies to the Extent Applicable.
3	Previous period/year figures have been regrouped/recasted wherever necessary, to make them comparable with current period/year figures.
4	The above financial results are available on company's website www.anikgroup.com and also on the website of Stock Exchanges i.e. www.nseindia.com and www.bseindia.com.

Date : 14.11.2024

Place : Indore



For & On Behalf of Board of Directors

Manish Shaha
Managing Director
DIN: 00230392

**ANIK INDUSTRIES LIMITED**

CIN - L24118MH1976PLC136836

Corporate Office :

2/1, South Tukoganj, Behind High Court,

Indore - 452001 (M.P.), INDIA

Phone : +91-731-4018009-10/41

Fax : +91-731-2513285

Email : anik@anikgroup.com

Website : www.anikgroup.com

**Segment wise Revenue, Results, Assets and Liabilities
(for the quarter and half year ended 30th September, 2024)**

Rs. In Lakhs

S. No.	PARTICULARS	STANDALONE					
		Quarter Ended			Half Year Ended		Year Ended
		30.09.2024 Unaudited	30.06.2024 Unaudited	30.09.2023 Unaudited	30.09.2024 Unaudited	30.09.2023 Unaudited	31.03.2024 Audited
1	Segment Revenue (Net Sales/ Income)						
a.	Property Development	158.01	212.65	1392.21	370.66	2931.92	3572.19
b.	Trading Others	2639.95	858.68	99.79	3498.63	429.95	6798.17
c.	Wind Power	0.00	0.00	0.00	0.00	0.00	0.00
d.	Unallocated-Others	5.68	111.52	25.36	117.20	42.92	227.64
	Net Sales / Income From Operations	2803.64	1182.85	1517.36	3986.49	3404.78	10598.00
2	Segment Results (Profit/ Loss before Tax and Interest)						
a.	Property Development	96.60	101.74	622.44	198.34	1166.87	1162.15
b.	Trading Others	73.57	(16.70)	(7.40)	56.87	(20.95)	87.36
c.	Wind Power	(6.84)	(6.84)	(6.84)	(13.68)	(13.68)	(27.36)
d.	Unallocated-Others	(26.99)	51.48	(642.30)	24.49	(661.23)	(48.55)
	Total	136.34	129.69	-34.08	266.02	471.01	1173.60
	Less :-						
i)	Interest	20.21	0.26	22.31	20.47	91.28	89.12
ii)	Other unallocable expenditure net off	0.00	0.00	0.00	0.00	0.00	650.00
iii)	Un-allocable income	0.00	0.00	0.00	0.00	0.00	0.00
	Total Profit before Tax	116.14	129.43	-56.39	245.55	379.74	434.48
3	Segment assets						
a.	Property Development	827.63	1224.67	2664.81	827.63	2664.81	878.96
b.	Trading Others	10288.21	8895.79	11058.81	10288.21	11058.81	9092.03
c.	Wind Power	199.20	206.12	228.93	199.20	228.93	214.41
d.	Unallocated-Others	21178.07	21739.55	18576.50	21178.07	18576.50	21129.01
	Total	32493.11	32066.14	32529.05	32493.11	32529.04	31314.41
4	Segment Liabilities						
a.	Property Development	1439.42	1734.85	1740.08	1439.42	1740.08	1845.95
b.	Trading Others	2232.18	1620.31	1103.33	2232.18	1103.33	773.69
c.	Wind Power	0.00	0.00	0.00	0.00	0.00	0.00
d.	Unallocated-Others	486.54	486.84	1285.40	486.54	1285.40	583.41
	Total	4158.14	3842.00	4128.80	4158.14	4128.80	3203.05

Date : 14.11.2024

Place : Indore

For & On Behalf of Board of Directors

*Manish Shahra*Manish Shahra
Managing Director
DIN: 00230392



ANIK INDUSTRIES LIMITED

CIN - L24118MH1976PLC136836

Corporate Office :

2/1, South Tukoganj, Behind High Court,

Indore - 452001 (M.P.), INDIA

Phone : +91-731-4018009-10/41

Fax : +91-731-2513285

Email : anik@anikgroup.com

Website : www.anikgroup.com

Un-audited Consolidated Financial Results for the quarter and half year ended 30th September, 2024

Rs. in Lakhs

PARTICULARS	CONSOLIDATED					
	Quarter Ended			Half Year Ended		Year ended
	30.09.2024	30.06.2024	30.09.2023	30.09.2024	30.09.2023	31.03.2024
(Refer Notes Below)	Unaudited	Unaudited	Unaudited	Unaudited	Unaudited	Audited
1 Income from operations						
(a) Net Sales / Income From Operations (Net of excise Duty)	2779.74	1060.61	1487.72	3840.35	3291.80	10060.00
(b) Other Operating Income	0.00	0.00	0.00	0.00	0.00	0.00
Total Income from operations (net)	2779.74	1060.61	1487.72	3840.35	3291.80	10060.00
Other Income	26.12	122.24	29.63	148.36	112.98	545.35
Total Revenue	2805.85	1182.85	1517.36	3988.70	3404.79	10605.35
2 Expenses						
a) Cost of materials consumed	704.12	32.82	127.92	736.94	341.35	602.73
b) Purchase of stock in trade	2689.17	849.79	95.11	3538.96	384.51	6566.99
c) Changes in inventories of finished goods, work in progress & stock in trade	(775.34)	44.95	548.48	(730.39)	1227.57	1494.65
d) Employee benefit expense	38.68	30.26	65.96	68.94	134.37	261.17
e) Finance Cost	20.23	0.43	22.39	20.66	91.36	89.40
f) Depreciation & Amortisation Expense	13.75	13.78	14.42	27.53	28.84	57.69
g) Other Expenditure	11.17	92.16	700.55	103.33	822.16	446.81
Total expenses (a) to (g)	2701.78	1064.19	1574.83	3765.96	3030.16	9519.44
3 Profit/ (Loss) before exceptional items and tax	104.07	118.66	(57.48)	222.74	374.63	1085.91
4 Exceptional items	0.00	0.00	0.00	0.00	0.00	(650.00)
5 Profit(+)/Loss(-) Before Tax	104.07	118.66	(57.48)	222.74	374.63	435.91
6 Tax Expense						
Current Tax	8.00	32.00	(42.70)	40.00	108.30	110.61
Excess Tax provision writtenback for earlier	0.00	0.00	0.00	0.00	0.00	(10.95)
Mat Credit Entitlement	0.00	0.00	30.10	0.00	(47.30)	0.00
Deferred Tax	(1.98)	(15.75)	3.26	(17.73)	(0.89)	305.80
7 Net Profit (+)/ Loss(-) from continuing operations	98.05	102.41	(48.13)	200.47	314.52	30.45
8 Profit/ (Loss) from discontinuing operation Before tax	0.00	0.00	0.00	0.00	0.00	0.00
9 Tax expenses of discontinuing operations						
Current Tax	0.00	0.00	0.00	0.00	0.00	0.00
Deferred Tax	0.00	0.00	0.00	0.00	0.00	0.00
10 Net Profit/ (Loss) from discontinuing operation after tax	0.00	0.00	0.00	0.00	0.00	0.00
11 Profit/ (Loss) for the period before minority interest	98.05	102.41	(48.13)	200.47	314.52	30.45
12 Share of profit/(loss) of associates	0.00	0.00	0.00	0.00	0	0.00
13 Profit (loss) of Minority Interest	0.00	0.00	0.00	0.00	0.00	0.00
14 Net profit/(loss) for the period	98.05	102.41	(48.13)	200.47	314.52	30.45
15 Other Comprehensive income						
Amount of items that will not be reclassified to profit and loss	1.00	(0.50)	0.25	0.50	1.50	3.78
Income tax relating to items that will not be reclassified to profit or loss	(0.34)	0.17	(0.08)	(0.17)	(0.50)	(1.26)
Amount of items that will be reclassified to profit and loss	0.00	0.00	0.00	0.00	0.00	0.00
Income tax relating to items that will be reclassified to profit or loss	0.00	0.00	0.00	0.00	0.00	0.00





ANIK INDUSTRIES LIMITED

CIN - L24118MH1976PLC136836

Corporate Office :

2/1, South Tukoganj, Behind High Court,

Indore - 452001 (M.P.), INDIA

Phone : +91-731-4018009-10/41

Fax : +91-731-2513285

Email : anik@anikgroup.com

Website : www.anikgroup.com

16	Total comprehensive income	98.71	102.08	(47.97)	200.80	315.52	32.97
17	Other Comprehensive Income attributable to						
	Owners of the Company	0.33	0.00	0.17	0.33	1.00	0.16
	Non-controlling interests	0.00	0.00	0.00	0.00	0.00	0.00
	Total	0.33	0.00	0.17	0.33	1.00	0.16
18	Total Comprehensive income for the period attributable to						
	Comprehensive income for the period attributable to owners of parent	97.86	104.25	(48.13)	202.11	314.52	32.80
	Total comprehensive income for the period attributable to owners of parent non-controlling interests	(0.20)	(1.44)	(0.14)	(1.64)	(0.68)	0.16
	Total	98.06	102.81	(47.99)	200.47	315.20	32.96
19	Paid up equity share capital (FV of Rs. 10 each)	2775.35	2775.35	2775.35	2775.35	2775.35	2775.35
20	Reserves excluding revaluation Reserves as per balance sheet of previous accounting year	0.00	0.00	0.00	0.00	0.00	40216.08
21	Earnings per share (in Rs.)						
	Earning per equity share from continue operations						
	Basic EPS for continuing operations	0.35	0.37	(0.17)	0.72	1.13	0.11
	Diluted EPS for continuing operations	0.35	0.37	(0.17)	0.72	1.13	0.11
	Earnings per equity share for discontinued operations						
	Basic EPS for discontinued operations	-	-	-	-	-	-
	Diluted EPS for discontinued operations	-	-	-	-	-	-
	Earnings per equity share						
	Basic EPS for continued and discontinued operations	0.35	0.37	(0.17)	0.72	1.13	0.11
	Diluted EPS for continued and discontinued operations	0.35	0.37	(0.17)	0.72	1.13	0.11

Notes:

1	The above results have been reviewed by the Audit Committee and approved by the Board of Directors of the Company at their meeting held on 14.11.2024 and the statutory auditors of the Company have also carried out Limited Review of the Unaudited results for the quarter and half year ended on 30.09.2024 Regulation 33 of SEBI (Listing Obligations and Disclosure Requirements) Regulations, 2015. The auditor have expressed an unmodified report on the above results.
2	These financial results has been prepared in Accordance with the Companies (Indian Accounting Standards) Rules, 2015 (IND AS), prescribed under Section 133 of Companies Act, 2013 and other recognized accounting practices and policies to the Extent Applicable.
3	Previous period/year figures have been regrouped/recasted wherever necessary, to make them comparable with current period/year figures.
4	The above financial results are available on company's website www.anikgroup.com and also on the website of Stock Exchanges i.e. www.nseindia.com and www.bseindia.com.

Date : 14.11.2024

Place : Indore

For & On Behalf of Board of Directors



Manish Shahra
Manish Shahra
Managing Director
DIN: 00230392





ANIK INDUSTRIES LIMITED

CIN - L24118MH1976PLC136836

Corporate Office :

2/1, South Tukoganj, Behind High Court,

Indore - 452001 (M.P.), INDIA

Phone : +91-731-4018009-10/41

Fax : +91-731-2513285

Email : anik@anikgroup.com

Website : www.anikgroup.com

Segment wise Revenue, Results and Capital Employed (for the quarter and half year ended 30th September, 2024)

Rs. In Lakhs

S. No.	PARTICULARS	CONSOLIDATED					
		Quarter Ended			Half Year Ended		Year Ended
		30.09.2024 Unaudited	30.06.2024 Unaudited	30.09.2023 Unaudited	30.09.2024 Unaudited	30.09.2023 Unaudited	31.03.2024 Audited
1	Segment Revenue (Net Sales/ Income)						
a.	Property Development	158.01	212.65	1392.21	370.66	2931.92	3572.19
b.	Trading Others	2639.95	858.68	99.79	3498.63	429.95	6798.17
c.	Wind Power	0.00	0.00	0.00	0.00	0.00	0.00
d.	Unallocated-Others	7.90	111.52	25.36	119.42	42.92	234.99
	Net Sales / Income From Operations	2805.85	1182.85	1517.36	3988.70	3404.78	10605.35
2	Segment Results (Profit/ Loss before Tax and Interest)						
a.	Property Development	96.59	101.75	622.44	198.34	1166.87	1162.15
b.	Trading Others	73.57	(16.70)	(7.40)	56.87	(20.95)	87.36
c.	Wind Power	(6.84)	(6.84)	(6.84)	(13.68)	(13.68)	(27.36)
d.	Unallocated-Others	(39.03)	40.89	(643.29)	1.86	(666.25)	(46.89)
	Total	124.29	119.10	-35.09	243.39	465.99	1175.26
	Less : -						
i)	Interest	20.23	0.43	22.39	20.66	91.36	89.35
ii)	Other unallocable expenditure net off	0.00	0.00	0.00	0.00	0.00	650.00
iii)	Un-allocable income	0.00		0.00	0.00	0.00	0.00
	Total Profit before Tax	104.06	118.67	-57.48	222.73	374.63	435.91
3	Segment assets						
a.	Property Development	827.63	1224.67	2664.81	827.63	2664.81	878.96
b.	Trading Others	10288.21	8895.79	11058.81	10288.21	11058.81	9092.03
c.	Wind Power	199.20	206.12	228.93	199.20	228.93	214.41
d.	Unallocated-Others	34564.42	34368.57	30761.45	34564.42	30761.45	33440.47
	Total	45879.45	44695.15	44713.99	45879.45	44713.99	43625.87
4	Segment Liabilities						
a.	Property Development	1439.42	1734.85	1740.08	1439.42	1740.08	1845.95
b.	Trading Others	2232.18	1620.31	1103.33	2232.18	1103.33	773.69
c.	Wind Power	0.00	0.00	0.00	0.00	0.00	0.00
d.	Unallocated-Others	1790.97	1021.82	1348.19	1790.97	1348.19	790.16
	Total	5462.57	4376.98	4191.60	5462.57	4191.60	3409.80

Date : 14.11.2024

Place : Indore

For & On Behalf of Board of Directors



Manish Shahra

Manish Shahra
Managing Director
DIN: 00230392





ANIK INDUSTRIES LIMITED

CIN - L24118MH1976PLC136836

Corporate Office :

2/1, South Tukoganj, Behind High Court,

Indore - 452001 (M.P.), INDIA

Phone : +91-731-4018009-10/41

Fax : +91-731-2513285

Email : anik@anikgroup.com

Website : www.anikgroup.com

(Rs. In Lakhs)

STATEMENT OF ASSETS AND LIABILITIES				
Particulars	Standalone		Consolidated	
	Half Year Ended 30.09.2024 Unaudited	Year Ended 31.03.2024 Audited	Half Year Ended 30.09.2024 Unaudited	Year Ended 31.03.2024 Audited
ASSETS				
1 NON-CURRENT ASSETS				
Property, plant and equipment	307.29	363.37	254.49	4890.47
Right of Use Assets	980.22	986.21	980.22	986.21
Capital work-in-progress	0.00	0.00	0.00	1106.42
Investment property	0.00	0.00	0.00	0.00
Goodwill	0.00	0.00	8734.47	8734.47
Other intangible assets	0.08	0.13	0.08	0.13
Intangible assets under development	0.00	0.00	0.00	0.00
Biological assets other than bearer plants	0.00	0.00	0.00	0.00
Investments accounted for using equity method	0.00	0.00	0.00	0.00
Non-Current Financial Assets				
Non-Current investments	10330.35	10330.35	0.01	0.01
Trade receivables, non-current	0.00	0.00	0.00	0.00
Loans, non-current	0.00	0.00	0.00	0.00
Other non-current financial assets	54.81	94.81	54.81	94.81
Total non-current financial assets				
Deferred tax assets (net)	1817.65	1797.51	1922.18	1902.02
Other non-current assets	3073.12	3520.12	8505.72	8952.32
Total non-current assets	16563.52	17092.50	20451.98	26666.86
2 Current Assets				
Inventories	659.91	633.64	7206.69	633.64
Current financial asset				
Current investments	0.00	0.00	0.00	0.00
Trade receivables, current	9436.50	7754.47	12105.65	10431.36
Cash and cash equivalents	55.97	85.96	75.27	90.46
Bank balance other than cash and cash equivalents	123.58	77.37	123.58	77.37
Loans, current	0.00	3870.40	0.00	3870.40
Other current financial assets	71.59	76.77	72.73	77.55
Total current financial assets	9687.64	11864.97	12377.23	14547.14
Current tax assets (net)	0.00	0.00		0.00
Other current assets	5582.04	1723.31	5843.55	1778.23
Total Current assets	15929.59	14221.92	25427.47	16959.01
3 Non-current assets classified as held for sale	0.00	0.00	0.00	0.00
Regulatory deferral account debit balances and related deferred tax Assets				
Total Assets	32493.11	31314.42	45879.45	43625.87
EQUITY AND LIABILITIES				
1 Equity				
Equity attributable to owners of parent				
Equity share capital	2775.35	2775.35	2775.35	2775.35
Other equity	25559.61	25336.02	35803.03	35600.59
Total equity attributable to owners of parent	28334.96	28111.37	38578.38	38375.94





ANIK INDUSTRIES LIMITED

CIN - L24118MH1976PLC136836

Corporate Office :

2/1, South Tukoganj, Behind High Court,

Indore - 452001 (M.P.), INDIA

Phone : +91-731-4018009-10/41

Fax : +91-731-2513285

Email : anik@anikgroup.com

Website : www.anikgroup.com

Non controlling interest	0.00	0.00	1838.50	1840.14
Total equity	28334.96	28111.37	40416.88	40216.08
2 LIABILITIES				
Non-current liabilities				
Non-current financial liabilities				
Borrowings, non-current	219.20	389.14	219.20	389.14
Trade payables, non-current	0.00	0.00	0.00	0.00
Other non-current financial liabilities	0.00	0.00	0.00	0.00
Total non-current financial liabilities	219.20	389.14	219.20	389.14
Provisions, non-current	27.03	29.90	27.03	29.90
Deferred tax liabilities (net)	0.00	0.00	0.00	0.00
Deferred government grants, Non-current	0.00	0.00	0.00	0.00
Other non-current liabilities	0.00	0.00	0.00	0.00
Total non-current liabilities	246.23	419.04	246.23	419.04
Current liabilities				
Current financial liabilities				
Borrowings, current	344.64	344.64	344.64	344.64
Trade payables, current				
Total outstanding dues of micro enterprises and small enterprises	0.00	0.59	0.00	0.59
Total outstanding dues of creditors other than micro enterprises and small enterprises	1304.06	450.29	1304.06	450.29
Other current financial liabilities	933.09	1214.70	1727.48	1385.32
Total current financial liabilities	2581.79	2010.22	3376.18	2180.84
Other current liabilities	1238.87	702.89	1748.91	738.79
Provisions, current	9.75	9.75	9.75	9.75
Current tax liabilities (Net)	81.51	61.15	81.51	61.37
Deferred government grants, Current	0.00	0.00	0.00	0.00
Total current liabilities	3911.91	2784.01	5216.34	2990.75
Liabilities directly associated with assets in disposal group classified as held for sale	0.00	0.00	0.00	0.00
Regulatory deferral account credit balances and related deferred tax liability	0.00	0.00	0.00	0.00
Total liabilities	4158.14	3203.05	5462.57	3409.79
Total equity and liabilities	32493.11	31314.42	45879.45	43625.87
Disclosure of notes on assets and liabilities				

Date : 14.11.2024

Place : Indore

For & On Behalf of Board of Directors

Manish Shahra

Manish Shahra
Managing Director
DIN: 00230392





ANIK INDUSTRIES LIMITED

CIN - L24118MH1976PLC136836

Corporate Office :

2/1, South Tukoganj, Behind High Court,

Indore - 452001 (M.P.), INDIA

Phone : +91-731-4018009-10/41

Fax : +91-731-2513285

Email : anik@anikgroup.com

Website : www.anikgroup.com

ANIK INDUSTRIES LIMITED				
CIN L24118MH1976PLC136836				
<u>CASH FLOW STATEMENT FOR THE HALF YEAR ENDED 30TH SEPTEMBER, 2024</u>				
PARTICULARS	STANDALONE		CONSOLIDATED	
	Period ended	Period ended	Period ended	Period ended
	30.09.2024	31.03.2024	30.09.2024	31.03.2024
	UNAUDITED	AUDITED	UNAUDITED	AUDITED
A. CASH FLOW FROM OPERATING ACTIVITIES				
Net profit before tax & Extraordinary Item	245.55	434.48	222.74	435.91
Adjustment For :				
Depreciation	27.34	57.69	27.53	57.69
Finance Costs	20.47	89.12	20.66	89.39
Interest Received	(8.98)	(300.05)	(8.98)	(300.05)
Provision for doubtful debts reverses	.	-	(2.22)	-
Allowance for bad and doubtful debts	16.10	(91.22)	16.10	(91.22)
Net loss on sale of PPE	-	0.03	-	0.03
Profit from partnership firm	-	0.00	-	0.00
Adjustment for Other Comprehensive Income	0.50	3.79	0.50	3.79
Gain / (loss) on fair value of investmeent	-	0.97	-	0.97
Net gain on Sale of Land	(105.95)	(4.13)	(105.95)	(4.13)
Exceptional Items		-		-
Operating profit before working capital changes	195.04	190.68	170.39	192.38
Adjustment For :				
Trade and other receivables	(5,550.37)	2760.37	(5,747.36)	2748.86
Inventories	(26.26)	1496.00	(6,573.05)	1496.00
Trade and Other Payables	1,104.68	(139.32)	1,689.75	13.71
Cash Generated from Operations	(4,276.92)	4307.73	(10,460.26)	4450.95
Direct Taxes Paid	(22.23)	(57.48)	(22.86)	(58.39)
Net cash from/ (used in) operating activities	(4,299.15)	4250.25	(10,483.12)	4392.56
B. CASHFLOW FROM INVESTING ACTIVITIES				
Purchase of Property Plant and Equipment including Capital Advance	-	(0.11)	(9.47)	(428.01)
Sale of Property Plant and Equipment	140.72	4.86	140.72	4.86
Property Plant and Equipment transferred to Inventories			5,695.60	
Capital Advance received	447.00	440.50	447.00	751.25
Inter-corporate loans Given	3,870.40	(3,870.40)	3,870.40	(3,870.40)



**ANIK INDUSTRIES LIMITED**

CIN - L24118MH1976PLC136836

Corporate Office :

2/1, South Tukoganj, Behind High Court,

Indore - 452001 (M.P.), INDIA

Phone : +91-731-4018009-10/41

Fax : +91-731-2513285

Email : anik@anikgroup.com


Website : www.anikgroup.com

	Net realisation on disposal of Partnership firm (Associates)		0.00		0.00
	Interest Received	7.67	306.81	7.67	306.81
	Dividend	-	0.00	-	0.00
	Changes in bank balances not considered as cash and cash equivalent	(6.21)	1,135.88	(6.21)	1135.88
	Profit / loss of partnership firm	0.00	0.00	0.00	0.00
	Changes in bank balances not considered as cash and cash equivalent	0.00	0.00	0.00	0.00
	Net cash from/ (used in) investing activities	4,459.57	(1,982.46)	10,145.71	(2,099.61)
C.	CASHFLOW FROM FINANCING ACTIVITIES				
	Proceed from Borrowing	-	-	512.83	-
	Repayment of Borrowing	(169.94)	(2,294.92)	(169.94)	(2,294.91)
	finance cost	(20.47)	(89.12)	(20.66)	(89.39)
	Payment towards Buyback of shares		0.00		(20.40)
	Net cash from/ (used in) financing activities	(190.42)	(2,384.04)	322.23	(2,404.70)
	Net Increase/ (Decrease) in cash and cash equivalents from continuing operations (A+B+C)	(29.99)	(116.25)	(15.19)	(111.75)
	Net Increase/ (Decrease) in cash and cash equivalents (I+II)	(29.99)	(116.25)	(15.19)	(111.75)
	Cash and Cash Equivalents at Beginning of the Year	85.96	202.21	90.46	202.21
	Cash and Cash Equivalents at End of the Year	55.97	86.96	75.27	90.46
	Cash & Cash Equivalents comprises:				
	Balance with banks in current accounts	54.11	85.80	72.54	90.30
	Cash on hand	1.86	0.16	2.73	0.16
		55.97	85.96	75.27	90.46

Date : 14.11.2024

Place : Indore

For & On Behalf of Board of Directors

*Manish Shahra*MANISH SHAHRA
Managing Director
DIN:00230392



B. Shroff & Co.
CHARTERED ACCOUNTANTS

Limited Review Report on Unaudited Quarterly and year to date Standalone Financial Results of the Company Pursuant to the Regulation 33 of the SEBI (Listing Obligations and Disclosure Requirements) Regulations, 2015 as amended.

To,
The Board of Directors
Anik Industries Limited

We have reviewed the accompanying statement of Standalone Unaudited Financial Results of Anik Industries Limited ("the Company") for the quarter ended 30th September 2024 and year to date result for the period from April 01, 2024 to September 30, 2024 ("the statement"), being submitted by the Company pursuant to Regulation 33 of SEBI (Listing Obligation and Disclosure Requirements) Regulations, 2015 as amended. This statement is the responsibility of the Company's Management and has been approved by the Board of Directors. Our responsibility is to issue a report on the financial statements based on our review.

We conducted our review of the Statement in accordance with the Standard on Review Engagement (SRE) 2410, 'Review of Interim Financial Information Performed by the Independent Auditor of the Entity', issued by the Institute of Chartered Accountants of India. This standard requires that we plan and perform the review to obtain moderate assurance as to whether the financial statement is free of material misstatement. A review is limited primarily to inquiries of company personnel and analytical procedures applied to financial data and thus provide less assurance than an audit. We have not performed an audit and accordingly, we do not express an audit opinion.

Based on our review conducted as above, nothing has come to our attention that causes us to believe that the accompanying statement of unaudited financial results prepared in accordance with the recognition and measurement principles laid down in applicable Indian Accounting Standard (Ind AS) prescribed under Section 133 of the Companies Act, 2013 read with relevant rules issued there under and other accounting principles generally accepted in India, has not disclosed the information required to be disclosed in terms of Regulation 33 of the SEBI (Listing Obligation and Disclosure Requirements) Regulations 2015 as amended, including the manner in which it is to be disclosed, or that it contains any material misstatement.

Other Matter

Comparative financial information of the company for the quarter ended September 2023, period 1st April 2023 to 30th September 2023, quarter ended June 2024 and for the year ended 31st March 2024 included in this statement have been reviewed and audited by predecessor auditor. The report of the predecessor auditor on these comparative financial information dated 09.11.2023, 13.08.2024 and 30.05.2024 respectively expressed an unmodified conclusion.

Our conclusion is not modified in respect of this matter.

Place :INDORE
Date : 14.11.2024
UDIN : 24450290BKDGRJ8775



For B. Shroff & Co.
Chartered Accountant
(Firm Regn No.006514W)

Digitally signed by JAIN
P S
Date: 2024.11.14
17:44:14+05'30'
JAIN P S
(CA Pushkar Jain)
Partner
Membership No: 450290

Office : CM- 225, Jr. MIG, Sukhliya, Indore 452010 (M.P.) Tel.: 0731-4055268
Offices at - Burhanpur, Biaora, Dewas, Guna, Jabalpur, Ujjain, Gondia, Nagpur.




Limited Review Report on Unaudited Quarterly and Year to date Consolidated Financial Results of the Company Pursuant to the Regulation 33 of the SEBI (Listing Obligations and Disclosure Requirements) Regulations, 2015 as amended

To
Board of Directors of
Anik Industries Limited

1. We have reviewed the accompanying Statement of consolidated financial results of **Anik Industries Limited** ("the Holding Company") and its Subsidiary ("the Holding company and its subsidiary together referred to as "the Group") and share of profit of its associate for the quarter ended 30th September, 2024 and year to date from April 01, 2024 to September 30, 2024 attached herewith, being submitted by the holding company pursuant to the requirement of Regulation 33 of SEBI (Listing Obligations and Disclosure Requirements) Regulations, 2015 (Listing Regulations) (as amended).
2. This Statement, which is the responsibility of the Holding Company's management and approved by the Holding Company's Board of Directors, has been prepared in accordance with the recognition and measurement principles laid down in Indian Accounting Standard 34 'Interim Financial Reporting' ("Ind AS 34"), prescribed under Section 133 of the Companies Act, 2013, and other accounting principles generally accepted in India and in compliance with Regulation 33 of the Listing Regulations. Our responsibility is to express a conclusion on the Statement based on our review.
3. We conducted our review of the Statement in accordance with the Standard on Review Engagements (SRE) 2410 "Review of Interim Financial Information Performed by the Independent Auditor of the Entity", issued by the Institute of Chartered Accountants of India. A review of interim financial information consists of making inquiries, primarily of persons responsible for financial and accounting matters; and applying analytical and other review procedures. A review is substantially less in scope than an audit conducted in accordance with Standards on Auditing and consequently does not enable us to obtain assurance that we would become aware of all significant matters that might be identified in an audit. Accordingly, we do not express an audit opinion.

We also performed procedures in accordance with the circular issued by the SEBI under Regulation 33 (8) of the SEBI (Listing Obligations and Disclosure Requirements) Regulations, 2015, as amended, to the extent applicable

4. The Statement includes the unaudited financial information / results of the following entities
 - a. Revera Milk and Foods Private Limited (Subsidiary).
5. Based on our review conducted and procedures performed as stated in paragraph 3 above and based on the consideration of the review reports of the other auditors referred below, nothing has come to our attention that causes us to believe that the accompanying Statement, prepared in accordance with the recognition and measurement principles laid down in the aforesaid Indian Accounting Standard and other accounting principles generally accepted in India, has not disclosed the information required to be disclosed in terms of Regulation 33 of the SEBI (Listing Obligations and Disclosure Requirements) Regulations, 2015, as amended, including the manner in which it is to be disclosed, or that it contains any material misstatement.



6. a. We did not review the interim financial information of the subsidiary included in the consolidated unaudited financial results, whose interim financial information reflect total assets of Rs. 14982.21 lacs as at 30th September 2024, total revenues of 2.21 Lacs and 2.21 Lacs total net loss after tax of Rs. 12.05 lacs and Rs. 22.81 lacs and total comprehensive income (loss) of Rs. (12.05) lacs and Rs. (22.81) lacs, for the quarter ended 30th September 2024 and for the period from April 01, 2024 to September 30, 2024 respectively and net cash inflow of Rs. 14.80 lacs as considered in the consolidated unaudited financial results. These interim financial information of the subsidiary have been reviewed by other auditors whose reports have been furnished to us by the Management and our conclusion on the Statement, in so far as it relates to the amounts and disclosures included in respect of the subsidiary is based solely on the reports of the other auditors and the procedures performed by us as stated in paragraph 3 above.

b. Comparative financial information of the company for the quarter ended September 2023, period 1st April 2023 to 30th September 2023, quarter ended June 2024 and for the year ended 31st March 2024 included in this statement have been reviewed and audited by predecessor auditor. The report of the predecessor auditor on these comparative financial information dated 09.11.2023, 13.08.2024 and 30.05.2024 respectively expressed an unmodified conclusion / opinion.

Our conclusion on the Statement is not modified in respect of the above matters

Place :INDORE
Date : 14.11.2024
UDIN : 24450290BKDGRK8873



For B. Shroff & Co.
Chartered Accountant
(Firm Regn No.006514W)

JAIN P S

(CA Pushkar Jain)
Partner

Membership No: 450290

Digitally signed by JAIN P
Date: 2024.11.14 17:46:46
+05'30'