



# SOMI CONVEYOR BELTINGS LTD.

4F-15, 'OLIVER HOUSE' New Power House Road, JODHPUR - 342 001 (Raj.) INDIA  
Tel. : +91-98290-23471 , +91-77268-66661 , 94140-83838 , 97998-53777 , 94141 29472 , [www.somiconveyor.com](http://www.somiconveyor.com)  
sales@somiconveyor.com , tender@somiconveyor.com , projects@somiconveyor.com , md@somiconveyor.com  
MFG ALL TYPE OF FABRIC, STEEL CORD & BUCKET ELEVATOR BELTS ♦ OUR CIN NO. L25192RJ2000PLC016480

SOMI/LEGAL & SECRETARIAL/BSE/2025/10  
FAX/REGD.A.D/COURIER/E-MAIL/E-FILING  
DATE: 14/02/2025

To,  
The BSE Limited  
Phiroze JeeJeebhoy Towers,  
Dalal Street,  
Mumbai-400001  
Phones: 91-22-22721233/4  
Fax: 022-22721919

Security Code: 533001  
Security ID: SOMICONV

Sir,

**SUBJECT: UNAUDITED FINANCIAL RESULTS FOR THE THIRD QUARTER ENDED 31<sup>ST</sup> DECEMBER, 2024 (Q3)**

In pursuance of Regulation 33 of SEBI (Listing Obligations and Disclosure Requirements) Regulations, 2015, find enclosed herewith the Standalone Unaudited Financial Results along with Limited Review Report by the Statutory Auditors of the Company for the Third Quarter ended 31<sup>st</sup> December, 2024 (Q3) duly taken on record by the Board of Directors of the Company at its meeting held today i.e. February 14, 2025.

The Meeting of the Board commenced at 3:30 p.m. and concluded at 4:30 p.m.

The above information will be available on the website of the Company i.e. [www.somiinvestor.com](http://www.somiinvestor.com).

Kindly take note of the above on your records.

For **SOMI CONVEYOR BELTINGS LIMITED**

AMIT BAXI  
(Company Secretary and Compliance Officer)  
Enclosure: As Above

**SOMI CONVEYOR BELTINGS LTD.**


Regd. Office : 4F-15 Oliver House, New Power House Road, Jodhpur (Rajasthan)  
 Email: md@somiconveyor.com Website: www.somiinvestor.com Mob. No. +91-98290-23471  
 CIN: L25192RJ2000PLC016480

**STATEMENT OF STAND-ALONE FINANCIAL RESULTS FOR THE THIRD QUARTER ENDED DECEMBER 31, 2024**


Rs. In Lakhs

PARTICULARS	Quarter ended December 31, 2024 (Un-Audited)	Preceding 3 Months ended September 30, 2024 (Un-Audited)	Corresponding Quarter ended December 31, 2023 (Un-Audited)	Year to date figure of current period ended December 31, 2024 (Un-Audited)	Year to date figure of previous period ended December 31, 2023 (Un-Audited)	Previous Year ended March, 31, 2024 (Audited)
I. Revenue from operations	2762.57	3409.45	1875.55	7694.64	6366.84	10210.95
II. Other Income	12.28	10.62	8.25	32.94	28.94	31.40
<b>III. Total Revenue (I +II)</b>	<b>2774.85</b>	<b>3420.07</b>	<b>1883.80</b>	<b>7727.58</b>	<b>6395.78</b>	<b>10242.35</b>
<b>IV. Expenses:</b>						
Cost of Materials consumed	1914.55	2118.90	1143.46	5271.47	4948.96	7163.60
Purchase of Stock-in-Trade	0.00	0.00	0.00	0.00	0.00	0.00
Changes in inventories of finished goods, Work-in-progress and Stock-in-Trade	31.75	473.47	227.23	293.94	(161.07)	596.86
Employee benefit expense	108.01	105.38	91.66	312.57	280.88	390.38
Financial costs	55.23	40.57	42.04	135.20	130.44	179.38
Depreciation and amortization expense	36.80	28.33	29.40	93.27	84.27	116.82
Other expenses	429.59	329.05	248.03	997.95	754.42	1185.41
<b>IV. Total Expenses</b>	<b>2575.93</b>	<b>3095.70</b>	<b>1781.82</b>	<b>7104.40</b>	<b>6037.90</b>	<b>9632.45</b>
V. Profit/(Loss) before exceptional and tax (III - IV)	198.92	324.37	101.98	623.18	357.88	609.90
VI. Exceptional Items	NIL	NIL	NIL	NIL	NIL	NIL
<b>VII. Profit/(Loss) before tax (V - VI)</b>	<b>198.92</b>	<b>324.37</b>	<b>101.98</b>	<b>623.18</b>	<b>357.88</b>	<b>609.90</b>
VIII. Tax expense:						
(1) Current Tax	49.23	86.37	24.42	159.72	81.01	150.77
(2) Deferred Tax	1.57	1.71	1.31	4.66	10.04	3.87
<b>Total Tax Expenses</b>	<b>50.80</b>	<b>88.08</b>	<b>25.73</b>	<b>164.38</b>	<b>91.05</b>	<b>154.64</b>
<b>IX. Profit/(Loss) for the period from Continuing Operations (After Tax) (VII-VIII)</b>	<b>148.12</b>	<b>236.29</b>	<b>76.25</b>	<b>458.80</b>	<b>266.83</b>	<b>455.26</b>
X. Profit/(Loss) for the period from Discontinued Operations	NIL	NIL	NIL	NIL	NIL	NIL
XI. Tax expenses of Discontinued Operations	NIL	NIL	NIL	NIL	NIL	NIL
<b>XII. Profit/(Loss) for the period from Discontinued Operations (After Tax) (X-XI)</b>	<b>NIL</b>	<b>NIL</b>	<b>NIL</b>	<b>NIL</b>	<b>NIL</b>	<b>NIL</b>
<b>XIII. Profit/(Loss) for the period (IX-XII)</b>	<b>148.12</b>	<b>236.29</b>	<b>76.25</b>	<b>458.80</b>	<b>266.83</b>	<b>455.26</b>
XIV. Other Comprehensive Income (OCI)						
a) Items that will not be classified to profit or loss						
i) Actuarial Gains and Losses	NIL	(1.68)	(1.05)	(1.74)	(3.33)	(0.28)
ii) income tax related to items that will not be reclassified to profit or loss.	NIL	0.42	0.26	0.44	0.84	0.07
b) items that will be classified to profit or loss						
i) Income tax relating to items that will be reclassified to profit or loss.	NIL	NIL	NIL	NIL	NIL	NIL
<b>XIV. Total Other Comprehensive Income</b>	<b>NIL</b>	<b>(1.26)</b>	<b>(0.79)</b>	<b>(1.30)</b>	<b>(2.49)</b>	<b>(0.21)</b>
<b>XV Total Comprehensive Income (Net of Tax) (XIII+XIV)</b>	<b>148.12</b>	<b>235.03</b>	<b>75.46</b>	<b>457.50</b>	<b>264.34</b>	<b>455.05</b>
<b>XVI Net Profit attributable to:</b>						
i) Owners	148.12	236.29	76.25	458.80	266.83	455.26
ii) Non- Controlling Interest	NIL	NIL	NIL	NIL	NIL	NIL
<b>XVII Profit for the Period attributable to:</b>						
i) Owners	148.12	236.29	76.25	458.80	266.83	455.26
ii) Non- Controlling Interest	NIL	NIL	NIL	NIL	NIL	NIL
<b>XVIII Other Comprehensive Income for the Period attributable to:</b>						
i) Owners	NIL	(1.26)	(0.79)	(1.30)	(2.49)	(0.21)
ii) Non- Controlling Interest	NIL	NIL	NIL	NIL	NIL	NIL
<b>XIX Total Comprehensive Income for the Period attributable to:</b>						
i) Owners	148.12	235.03	75.46	457.50	264.34	455.05
ii) Non- Controlling Interest	NIL	NIL	NIL	NIL	NIL	NIL
<b>XX. Earning per equity share:</b>						
(1) Basic	1.26	2.01	0.65	3.89	2.27	3.86
(2) Diluted	1.26	2.01	0.65	3.89	2.27	3.86
XXI. Paid -up equity share Capital (face value per share Rs. 10/-each)	1177.97	1177.97	1177.97	1177.97	1177.97	1177.97
XXII. Reserves Excluding Revaluation Reserves as per Balance Sheet of Previous Accounting Year	5382.48	5382.48	4927.42	5382.48	4927.42	4927.42

- Notes:-
- The above financial results were reviewed by the audit committee and were taken on record by the board of directors at its meeting held on February 14, 2025 and has been limited reviewed by Statutory Auditor of the company.
  - The above financial results have been prepared in accordance with the recognition and measurement principles laid down under Indian Accounting Standard (IND AS)-34 "Interim Financial Reporting".
  - Previous Periods Figures have been regrouped /re-classified wherever necessary to confirm to the current financial year figures and as per amended schedule III (w.e.f. 1 April, 2021) of companies act, 2013.
  - The financial results of the company are also available on the website of the company www.somiinvestor.com
  - The Company is exclusively engaged in manufacturing and sale of Industrial Conveyor Belts.
  - The Company does not have any subsidiary company.

  
**MANISH BOHRA**  
 CFO



  
**OM PRAKASH BHANSALI**  
 MANAGING DIRECTOR  
 (DIN:00351846)

PLACE : Jodhpur  
 DATE:- 14/02/2025

**SOMI CONVEYOR BELTINGS LTD.**

Regd. Office : 4F-15 Oliver House, New Power House Road, Jodhpur (Rajasthan)

Email: md@somiconveyor.com Website: www.somiinvestor.com Mob. No. +91-98290-23471

CIN: L25192RJ2000PLC016480

Additional disclosures as per regulation 52(4) of Securities & Exchange Board of India (Listing Obligations and Disclosure Requirements) Regulation, 2015 on standalone financial results for the third quarter ended 31 December 2024:

(Rs. In Lakhs except ratios)

PARTICULARS	Year to Date of Current Period Ended December 31, 2024	Year to Date of Previous Period Ended December 31, 2023	Previous Year Ended March 31, 2024
	(Un-Audited)	(Un-Audited)	(Audited)
(a) Reserves [excluding revaluation reserves]	5840.57	5191.77	5382.48
(b) Outstanding Debt	2190.60	1266.58	1520.40
(c) Securities Premium	1818.17	1818.17	1818.17
(d) Net Worth	7563.10	6914.30	7105.01
(e) Debt-Equity Ratio (In Time)	0.29	0.18	0.21
(f) Debt Service Coverage Ratio (In Time)	6.39	1.20	2.15
(g) Return on Equity Ratio (In %)	8.34%	7.09%	6.62%
(h) Inventory-Turnover Ratio (In Time)	2.78	2.10	2.95
(i) Net Profit Ratio (In %)	5.96%	4.19%	4.46%
(j) Return on Capital Employed (In %)	11.19%	8.83%	10.14%

FOR SOMI CONVEYOR BELTINGS LIMITED

  
MANISH BOHRA  
CFO



FOR SOMI CONVEYOR BELTINGS LIMITED

  
OM PRAKASH BHANSALI  
MANAGING DIRECTOR  
(DIN:00351846)

PLACE : Jodhpur  
DATE:- 14-02-2025


**INDEPENDENT AUDITOR'S LIMITED REVIEW REPORT ON UNAUDITED STANDALONE FINANCIAL RESULTS FOR THE QUARTER AND NINE MONTHS ENDED DECEMBER 31, 2024 OF THE COMPANY PURSUANT TO REGULATION 33 OF THE SEBI (LISTING OBLIGATIONS AND DISCLOSURE REQUIREMENTS) REGULATIONS, 2015, AS AMENDED**

**THE BOARD OF DIRECTORS**  
**M/S SOMI CONVEYOR BELTINGS LIMITED**  
**JODHPUR**

We have reviewed the accompanying Statement of Unaudited Standalone Financial Results of **M/S SOMI CONVEYOR BELTINGS LIMITED** ("the Company"), for the quarter and nine months ended on December 31, 2024 being submitted by the Company pursuant to the requirements of Regulation 33 of the SEBI (Listing Obligations and Disclosure Requirements) Regulations, 2015; as amended (the "Listing Regulations").

This Statement, which is the responsibility of the Company's Management and approved by the Company's Board of Directors, has been prepared in accordance with the recognition and measurement principles laid down in the Indian Accounting Standards 34 (Ind AS 34) "Interim Financial Reporting" prescribed under Section 133 of the Companies Act, 2013 as amended, read with relevant rules issued thereunder and other accounting principles generally accepted in India. Our responsibility is to issue a report on the Statement based on our review.

We conducted our review of the Statement in accordance with the Standard on Review Engagements (SRE) 2410 'Review of Interim Financial Information performed by the Independent Auditor of the Entity', issued by the Institute of Chartered Accountants of India. This Standard requires that we plan and perform the review to obtain moderate assurance as to whether the statements are free from material misstatement. A review is limited primarily to inquiries of a company personnel and analytical procedures applied to financial data and thus provides less assurance than an audit. We have not performed an audit and accordingly, we do not express an audit opinion.



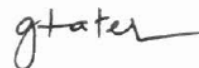
Based on our review conducted as above, nothing has come to our attention that causes us to believe that the accompanying statement of Standalone Unaudited Financial Results prepared in accordance with applicable Indian Accounting Standards (IND AS), and other recognized accounting practice and policies has not disclosed the information required to be disclosed in terms of Regulation 33 of the Securities and Exchange Board Of India (Listing Obligations and Disclosure Requirements) Regulations, 2015 (as amended) including the manner in which it is to be disclosed, or that it contains any material misstatement.

**EMPHASIS OF MATTER**

We draw attention towards an amount of Rs. 5415780.00 which has been written-off as expenses in the current quarter pertaining to the debtors prevailing over earlier year contracts'. The same has been confirmed by the respective parties to be forfeited as the 'Late Delivery Charges' in lieu of the terms & conditions of the relevant contracts. The same has been charged as per the approval via Board resolution dated December 17, 2024.

Our opinion is not modified in respect of this matter.

**FOR SINGHVI & MEHTA**  
**CHARTERED ACCOUNTANTS**  
**FRN 002464W**



**(GARIMA TATER)**  
**PARTNER**

**M. NO. 407752**

**UDIN: 25407752BMMK0E9180**



**PLACE: JODHPUR**  
**DATED: 14<sup>TH</sup> FEBRUARY, 2025**