

Universus Photo Imagings Limited

(Formerly known as JINDAL PHOTO IMAGING LIMITED)

CIN: L22222UP2011PLC103611

Corp. Off.: Plot No. 87, Sector-32, Institutional Area, Gurugram Haryana -122001.

Tel: 91-0124-6925100 Website: www.universusphotoimagings.com

UPIL/DE-PT/SE/2024-25

Date: 12th November 2024

To,
The Manager Listing
National Stock Exchange of India Ltd.
Exchange Plaza, Bandra- Kurla Complex
Bandra (E), Mumbai - 400 051

To,
The Manager Listing
BSE Limited
Phiroze Jeejeebhoy Towers,
Dalal Street, Fort, Mumbai - 400 001

**Sub: Outcome of Meeting of the Board of Directors under Regulation 30 and 33 of SEBI
(Listing Obligation and Disclosure Requirements) Regulations, 2015**

(Scrip Code: BSE: 542933 and NSE: UNIVPHOTO)

Dear Sir/ Madam,

This is to inform you that Board of Directors in its meeting held on Tuesday, 12th November 2024 has taken the following decisions:

Approval for Unaudited Financial Results:

The Board, following the recommendation of the Audit Committee, has approved the Standalone and Consolidated Unaudited Financial Results for the quarter and half year ended on 30th September 2024. The Limited Review Reports from our Statutory Auditors for the said quarter are also approved and are enclosed as **Annexure-I**.

The meeting commenced at 06:30 p.m. and concluded at 08:45 p.m.

Please take the same on your record and acknowledge the receipt of the same.

Yours Sincerely,
For **Universus Photo Imagings Limited**

Suresh Kumar
Company Secretary
ACS: 41503
Encl.: As above

Auditor's Review Report on Quarterly Financial Results and Year to Date Results of the Company Pursuant to the Regulation 33 of the SEBI (Listing Obligations and Disclosure Requirements) Regulations, 2015


To
The Board of Directors of
Universus Photo Imagings Limited

1. We have reviewed the accompanying statement of unaudited standalone financial results of Universus Photo Imagings Limited for the quarter ended 30th September 2024 and for the period from 1st April 2024 to 30th September 2024, attached herewith, being submitted by the company pursuant to the requirements of Regulation 33 of the SEBI (Listing Obligations and Disclosure Requirements) Regulations, 2015 as amended ('the Regulation').
2. The preparation of the statement in accordance with the recognition and measurement principles laid down in Indian Accounting Standard 34, (Ind AS 34) "Interim Financial Reporting" prescribed under Section 133 of the Companies Act, 2013, as amended, read with relevant rules issued thereunder and other accounting principles generally accepted in India, is the responsibility of the Company's Management and has been approved by the Board of Directors of the company. Our responsibility is to issue a report on these financial statements based on our review.
3. We conducted our review of the Statement in accordance with the Standard on Review Engagements (SRE) 2410 "Review of Interim Financial Information Performed by the Independent Auditor of the Entity", issued by the Institute of Chartered Accountants of India. This standard requires that we plan and perform the review to obtain moderate assurance as to whether the financial statements are free of material misstatement. A review is limited primarily to inquiries of company personnel and analytical procedures applied to financial data and thus provides less assurance than an audit. We have not performed an audit and accordingly, we do not express an audit opinion.
4. **Emphasis of Matter**
Attention is drawn to Note 3 to the financial results stating that Other financial asset includes dividend receivable Rs 17427.59 lakhs (excluding exchange fluctuation) from foreign associate company JPF Netherlands BV. As approved by shareholders of the company, the said dividend receivable is being capitalised towards part payment of subscription of right issue of shares offered by JPF Netherlands BV to all its shareholders in proportion of shareholding.
5. Based on our review conducted as above, nothing has come to our attention that causes us to believe that the accompanying statement of unaudited financial results prepared in accordance with applicable accounting standards and other recognized accounting practices and policies has not disclosed the information required to be disclosed in terms of Regulation 33 of the SEBI (Listing Obligations and Disclosure Requirements) Regulations, 2015 including the manner in which it is to be disclosed, or that it contains any material misstatement.



Place: New Delhi
Date: 12.11.2024
UDIN: 24521915BKFAQK2486

For Suresh Kumar Mittal & Co
Chartered Accountants
Firm Registration No. 500063N


Ankur Bagla
Partner

Membership Number: 521915



UNIVERSUS PHOTO IMAGINGS LIMITED
STANDALONE FINANCIAL RESULTS

Sl. No.	Particulars	Quarter Ended			Half Year Ended		Rs in lakhs
		30.09.2024	30.06.2024	30.09.2023	30.09.2024	30.09.2023	Year Ended
		Unaudited	Unaudited	Unaudited	Unaudited	Unaudited	31.03.2024 Audited
I.	Revenue from operations	611	922	786	1,533	1,553	3,245
II.	Other Income	1,971	715	613	2,686	1,627	3,789
III.	Total Revenue (I+II)	2,582	1,637	1,399	4,219	3,180	7,034
IV.	Expenses						
	(a) Cost of materials consumed	293	282	354	575	677	1,273
	(b) Purchase of Stock-in-trade	75	249	240	324	341	738
	(c) Change in inventories of finished goods, work in progress and stock in trade	70	186	-68	256	21	296
	(d) Employees benefits expense	89	47	61	136	121	230
	(e) Finance costs	-	-	0	-	-	-
	(f) Depreciation and amortisation expense	3	4	6	7	13	23
	(g) Other expenses	146	104	147	250	229	447
	Total expenses	676	872	740	1,548	1,402	3,007
V.	Profit / (Loss) before exceptional items and tax (III-IV)	1,906	765	659	2,671	1,778	4,027
VI.	Exceptional items	-	-	-	-	-	-
VII.	Profit / (Loss) before tax (V-VI)	1,906	765	659	2,671	1,778	4,027
VIII.	Tax expense						
	(i) Current Tax	-	14	26	14	54	138
	(ii) Deferred Tax	481	173	139	654	387	800
	Total tax expense	481	187	165	668	441	938
IX.	Profit / (Loss) for the period (VII-VIII)	1,425	578	494	2,003	1,337	3,089
X.	Other comprehensive income						
	Items that will not be reclassified to profit or loss	1	1	-	2	-	3
	Items that will be reclassified to profit or loss	-	-	-	-	-	-
	Total other comprehensive income	1	1	-	2	-	3
XI.	Total comprehensive income (IX + X)	1,426	579	494	2,005	1,337	3,092
XII.	Paid-up equity share capital of Rs. 10/- each	1,095	1,095	1,095	1,095	1,095	1,095
XIII.	Other Equity						60,567
XIV.	Earnings Per Equity Share (EPS) (in Rs.)						
	Basic	13.02	5.28	4.51	18.30	12.21	28.22
	Diluted	13.02	5.28	4.51	18.30	12.21	28.22

SUMMARY OF ASSETS AND LIABILITIES AS AT 30th SEPTEMBER 2024		
Particulars	As at 30.09.2024	As at 31.03.2024
Assets		
(1) Non Current Assets		
(a) Property, Plant and Equipment	415	421
(b) Intangible Assets	-	-
(c) Financial Assets		
(i) Investments	29	29
(ii) Other Financial Assets	25	25
Total Non Current Assets	469	475
(2) Current Assets		
(a) Inventories	537	674
(b) Financial Assets		
(i) Investments	45,154	42,792
(ii) Trade Receivables	131	211
(iii) Cash and Cash Equivalents	41	139
(iv) Other Financial Assets	19,415	18,705
(c) Other Current Assets	174	274
Total Current Assets	65,452	62,795
Total Assets	65,921	63,270
Equity And Liabilities		
(1) Equity		
(a) Equity Share Capital	1,095	1,095
(b) Other Equity	62,571	60,567
Total Equity	63,666	61,662
(2) Non Current Liabilities		
(a) Provisions	-	-
(b) Deferred Tax Liabilities (Net)	2,002	1,348
(c) Other Non Current Liabilities	47	93
Total Non Current Liabilities	2,049	1,441
(3) Current Liabilities		
(a) Financial Liabilities		
(i) Trade Payables		
-dues of Micro Enterprises and Small Enterprises	6	7
-dues of creditors other than Micro Enterprises and Small Enterprises	97	38
(ii) Other Financial Liabilities	20	35
(b) Other Current liabilities	73	85
(c) Provisions	-	-
(d) Current Tax Liabilities (Net)	10	2
Total Current Liabilities	206	167
Total Equity and Liabilities	65,921	63,270



CASH FLOW STATEMENT FOR THE YEAR ENDED 30th SEPTEMBER 2024		
Particulars	Rs in Lakhs	
	Half Year ended 30th September 2024	Half Year ended 30th September 2023
A. Cash Inflow/(Outflow) From Operating Activities		
Net Profit Before Tax	2,671	1,777
Reserve Created on Demerger	-	-
Other Comprehensive Income	2	1
Adjustments for:		
Depreciation and Amortisation	6	13
Amortisation of Deferred Government Grant	(47)	(47)
Net loss / (gain) on disposal/ discard of property, plant and equipment	-	-
Gain on sale of Investment in Mutual Fund Units (net)	(10)	(98)
Finance Costs	-	-
Interest Income	-	-
Fair Value Adjustments on Financial Assets (net)	(2,598)	(1,477)
Operating Profit before Working Capital Changes	24	169
Adjustments for :		
Trade and Other Receivables	(529)	251
Inventories	136	(187)
Trade and Other Payables	31	(25)
Cash generated from Operations	(338)	208
Direct Tax Paid / TDS Deducted	5	91
Net cash generated/ (used in) from Operating Activities	(343)	117
B. Cash Inflow/(Outflow) From Investing Activities		
Purchase of Property, Plant & Equipments and Intangible Assets	(1)	(1)
Sales Proceeds of Property, Plant & Equipments	-	-
Purchase/Sale of Investments in Mutual Fund Units	246	(125)
Increase/(Decrease) in Deferred Government Grants	-	-
Interest Received	-	-
Net Cash generated/ (used in) investing activities	245	(126)
C. Cash Inflow/(Outflow) From Financing Activities		
Increase in Equity Share Capital	-	-
Proceeds /(Repayments) of Short Term Borrowings (Net)	-	-
Finance Cost	-	-
Net Cash generated/ (used in) From Financing Activities	-	-
Net Increase/(Decrease) In Cash And Cash Equivalents (A+B+C)	(98)	(9)
Opening Balance of Cash and Cash Equivalents	139	13
Closing Balance of Cash and Cash Equivalents	41	4
Cash & Cash Equivalents Comprise		
Cash on Hand	-	-
Balances with Banks in Term Deposit Accounts	-	-
Balance with Scheduled Banks in Current Accounts	41	4
	41	4
Notes		
(i) Figures in bracket represent outflows.		
(ii) The above Statement of Cash Flow has been prepared under the "Indirect Method" as set out in Indian Accounting Standard 7 on "Statement of Cash Flows"		

Notes :		
1 The Financial Results were reviewed by the Audit Committee and taken on record at the meeting of the Board of Directors at their respective meetings held on 12.11.2024 and Limited Review of these results has been carried out by the Statutory Auditors of the Company.		
2 These financial results have been prepared in accordance with the Indian Accounting Standards (Ind-AS) as prescribed under Section 133 of the Companies Act, 2013 read with Rule 3 of the Companies (Indian Accounting Standards) Rules, 2015 and relevant amendment rules thereunder.		
3 Other financial assets includes Dividend Receivable Rs 17427.59 lakhs (excluding exchange fluctuation) from foreign associate company JPF Netherlands BV. As approved by shareholders of the company, the said dividend receivable is being capitalised towards part payment of subscription of right issue of shares offered by JPF Netherlands BV to all its shareholder in proportion of shareholding.		
4 Figures for the previous quarters/period have been regrouped /rearranged wherever required, to make them comparable.		
Place : Gurugram Date : 12.11.2024		By order of the Board For Universus Photo Imagings Limited  Shailendra Sinha (Managing Director) DIN: 08649186

Independent Auditor's Review Report on Consolidated Unaudited Quarterly and Year to Date Financial Results of the Company Pursuant to the Regulation 33 of the SEBI (Listing Obligations and Disclosure Requirements) Regulations, 2015

To
The Board of Directors of
Universus Photo Imagings Limited

1. We have reviewed the accompanying Statement of Consolidated Unaudited Financial Results of Universus Photo Imagings Limited ("the Parent") and its share of the net profit/(loss) after tax and total comprehensive income /(loss) of its associates (the Parent and its associates together referred to as "the Group"), for the quarter ended 30th September 2024 and for the period from 1st April 2024 to 30th September 2024 attached herewith, being submitted by the company pursuant to the requirements of Regulation 33 of the SEBI (Listing Obligations and Disclosure Requirements) Regulations, 2015 as amended ('the Regulation').
2. This Statement, which is the responsibility of the Parent's Management and approved by the Parent's Board of Directors, has been prepared in accordance with the recognition and measurement principles laid down in Indian Accounting Standard 34 "Interim Financial Reporting" ("Ind AS 34"), prescribed under Section 133 of the Companies Act, 2013 as amended, read with relevant rules issued thereunder and other accounting principles generally accepted in India. Our responsibility is to express a conclusion on the Statement based on our review.
3. We conducted our review of the Statement in accordance with the Standard on Review Engagements (SRE) 2410 "Review of Interim Financial Information Performed by the Independent Auditor of the Entity", issued by the Institute of Chartered Accountants of India. A review of interim financial information consists of making inquiries, primarily of persons responsible for financial and accounting matters, and applying analytical and other review procedures. A review is substantially less in scope than an audit conducted in accordance with Standards on Auditing and consequently does not enable us to obtain assurance that we would become aware of all significant matters that might be identified in an audit. Accordingly, we do not express an audit opinion.

We also performed procedures in accordance with the circular issued by the SEBI under Regulation 33 (8) of the SEBI (Listing Obligations and Disclosure Requirements) Regulations, 2015, as amended, to the extent applicable.

4. The Statement includes the results of the following entities:
 - a) Universus Photo Imagings Limited (Holding company)
 - b) JPF Netherlands B.V., (Associate)




5. Based on our review conducted and procedures performed as stated in paragraph 3 above and based on the consideration referred to in paragraph 6 below, nothing has come to our attention that causes us to believe that the accompanying Statement, prepared in accordance with the recognition and measurement principles laid down in the aforesaid Indian Accounting Standard and other accounting principles generally accepted in India, has not disclosed the information required to be disclosed in terms of Regulation 33 of the SEBI (Listing Obligations and Disclosure Requirements) Regulations, 2015, as amended, including the manner in which it is to be disclosed, or that it contains any material misstatement.
6. **Emphasis of Matter**
Attention is drawn to Note 3 to the financial results stating that Other financial asset includes dividend receivable Rs 17427.59 lakhs (excluding exchange fluctuation) from foreign associate company JPF Netherlands BV. As approved by shareholders of the company, the said dividend receivable is being capitalised towards part payment of subscription of right issue of shares offered by JPF Netherlands BV to all its shareholders in proportion of shareholding.
7. The consolidated unaudited financial results includes the Group's share of net profit/(loss) after tax of Rs 19476 lakhs and Rs 17701 lakhs and total comprehensive income / (loss) of Rs. 20678 lakhs and Rs 18936 lakhs for the quarter and half year ended 30.09.2024 respectively, as considered in the consolidated unaudited financial results, in respect of a foreign associates, whose financial results have not been reviewed by us. This interim consolidated financial results have been reviewed by other Indian Chartered Accountants firm, appointed by Parent Company for this purpose, whose reports have been furnished to us by the Management and our conclusion on the consolidated unaudited financial results, in so far as it relates to the amounts and disclosures included in respect of this associates, is based solely on the reports of Indian chartered accountants firm and the procedures performed by us as stated in paragraph 3 above.

Our conclusion on the Statement is not modified in respect of the above matter.



Place: New Delhi
Date: 12.11.2024
UDIN: 24521915BKFXL8386

For Suresh Kumar Mittal & Co
Chartered Accountants
Firm Registration No. 500063N

Ankur Bagla
Partner
Membership Number: 521915

UNIVERSUS PHOTO IMAGINGS LIMITED							
CONSOLIDATED FINANCIAL RESULTS							
Sl. No.	Particulars	Quarter Ended			Half Year Ended		Rs in lakhs
		30.09.2024	30.06.2024	30.09.2023	30.09.2024	30.09.2023	31.03.2024
		Unaudited	Unaudited	Unaudited	Unaudited	Unaudited	Audited
I	Revenue from operations	611	922	786	1,533	1,553	3,245
II	Other Income	1,971	715	613	2,686	1,627	3,789
III	Total Revenue (I+II)	2,582	1,637	1,399	4,219	3,180	7,034
IV	Expenses						
	(a) Cost of materials consumed	293	282	354	575	677	1,273
	(b) Purchase of Stock-in-trade	75	249	240	324	341	738
	(c) Change in inventories of finished goods, work in progress and stock in trade	70	186		266	21	296
	(d) Employees benefits expense	89	47	61	136	121	230
	(e) Finance costs	-	-	0	-	-	-
	(f) Depreciation and amortisation expense	3	4	6	7	13	23
	(g) Other expenses	146	104	147	250	229	447
	Total expenses	676	872	740	1,548	1,402	3,007
V	Profit/(Loss) before Exceptional Items, share of profit/(loss) of associates and Tax (III-IV)	1,906	765	659	2,671	1,778	4,027
VI	Share of profit/(loss) of associates	19,476	(1,775)	(5,316)	17,701	(9,678)	(22,724)
VII	Profit/(Loss) before Exceptional Items and Tax (V+VI)	21,382	(1,010)	(4,657)	20,372	(7,900)	(18,697)
VIII	Exceptional items	-	-	-	-	-	-
IX	Profit / (Loss) before tax (VII-VIII)	21,382	(1,010)	(4,657)	20,372	(7,900)	(18,697)
X	Tax expense						
	(i) Current Tax	-	14	26	14	54	138
	(ii) Deferred Tax	481	173	139	654	387	800
	Total tax expense	481	187	165	668	441	938
XI	Profit / (Loss) for the period (IX-X)	20,901	(1,197)	(4,822)	19,704	(8,341)	(19,635)
XII	Other comprehensive income						
	Items that will not be reclassified to profit or loss						
	- Remeasurements of post employment benefit obligations	1	1	-	2	-	3
	- Share of OCI of Associate	-	25	4	25	4	725
	Items that may be reclassified to profit or loss						
	- Foreign Currency Translation Reserve	1,202	8	70	1,210	299	467
	Total other comprehensive income	1,203	34	74	1,237	303	1,195
XIII	Total comprehensive income (IX + XII)	22,104	(1,163)	(4,748)	20,941	(8,038)	(18,440)
XIV	Paid-up equity share capital of Rs. 10/- each	1,095	1,095	1,095	1,095	1,095	1,095
XV	Other Equity						85,264
XVI	Earnings Per Equity Share (EPS) (in Rs.)						
	Basic	190.94	(10.94)	(44.06)	180.00	(76.20)	(179.37)
	Diluted	190.94	(10.94)	(44.06)	180.00	(76.20)	(179.37)

SUMMARY OF CONSOLIDATED ASSETS AND LIABILITIES AS AT 30th SEPTEMBER 2024		
Particulars	As at 30.09.2024	As at 31.03.2024
Assets		
(1) Non Current Assets		
(a) Property, Plant and Equipment	415	421
(b) Intangible Assets	-	-
(c) Financial Assets		
(i) Investments	44,321	24,726
(ii) Other Financial Assets	25	25
Total Non Current Assets	44,761	25,172
(2) Current Assets		
(a) Inventories	537	674
(b) Financial Assets		
(i) Investments	45,154	42,792
(ii) Trade Receivables	131	211
(iii) Cash and Cash Equivalents	41	139
(iv) Other Financial Assets	19,415	18,704
(c) Other Current Assets	174	275
Total Current Assets	65,452	62,795
Total Assets	1,10,213	87,967
Equity And Liabilities		
(1) Equity		
(a) Equity Share Capital	1,095	1,095
(b) Other Equity	1,06,863	85,264
Total Equity	1,07,958	86,359
(2) Non Current Liabilities		
(a) Provisions	-	-
(b) Deferred Tax Liabilities (Net)	2,002	1,348
(c) Other Non Current Liabilities	47	93
Total Non Current Liabilities	2,049	1,441
(3) Current Liabilities		
(a) Financial Liabilities		
(i) Trade Payables		
-dues of Micro Enterprises and Small Enterprises	6	7
-dues of creditors other than Micro Enterprises and Small Enterprises	97	38
(ii) Other Financial Liabilities	20	35
(b) Other Current Liabilities	73	85
(c) Provisions	-	-
(d) Current Tax Liabilities (Net)	10	2
Total Current Liabilities	206	167
Total Equity and Liabilities	1,10,213	87,967



CONSOLIDATED CASH FLOW STATEMENT FOR THE YEAR ENDED 30th SEPTEMBER 2024		
Particulars	Rs in Lakhs	
	Half Year ended 30th September 2024	Half Year ended 30th September 2023
A. Cash Inflow/(Outflow) From Operating Activities		
Net Profit Before Tax	20,372	(7,900)
Reserve Created on Demerger	-	-
Other Comprehensive Income	1,237	303
Change in share in net worth of associate company	(18,937)	9,375
Adjustments for:		
Depreciation and Amortisation	6	13
Amortisation of Deferred Government Grant	(47)	(47)
Net loss / (gain) on disposal/ discard of property, plant and equipment	-	-
Gain on sale of Investment in Mutual Fund Units (net)	(10)	(98)
Finance Costs	-	-
Interest Income	-	-
Fair Value Adjustments on Financial Assets (net)	(2,598)	(1,477)
Operating Profit before Working Capital Changes	23	169
Adjustments for :		
Trade and Other Receivables	(528)	251
Inventories	136	(187)
Trade and Other Payables	31	(25)
Cash generated from Operations	(338)	208
Direct Tax Paid / TDS Deducted	5	91
Net cash generated/ (used in) from Operating Activities	(343)	117
B. Cash Inflow/(Outflow) From Investing Activities		
Purchase of Property, Plant & Equipments and Intangible Assets	(1)	(1)
Sales Proceeds of Property, Plant & Equipments	-	-
Purchase of Investments	246	(125)
Increase/(Decrease) in Deferred Government Grants	-	-
Interest Received	-	-
Net Cash generated/ (used in) investing activities	245	(126)
C. Cash Inflow/(Outflow) From Financing Activities		
Increase in Equity Share Capital	-	-
Proceeds /(Repayments) of Short Term Borrowings (Net)	-	-
Finance Cost	-	-
Net Cash generated/ (used in) From Financing Activities	-	-
Net Increase/(Decrease) In Cash And Cash Equivalents (A+B+C)	(98)	(9)
Opening Balance of Cash and Cash Equivalents	139	13
Closing Balance of Cash and Cash Equivalents	41	4
Cash & Cash Equivalents Comprise		
Cash on Hand	-	-
Balances with Banks in Term Deposit Accounts	-	-
Balance with Scheduled Banks in Current Accounts	41	4
	41	4
Notes		
(i) Figures in bracket represent outflows.		
(ii) The above Statement of Cash Flow has been prepared under the "Indirect Method" as set out in Indian Accounting Standard 7 on "Statement of Cash Flows"		

Notes:		
1 The Financial Results were reviewed by the Audit Committee and taken on record at the meeting of the Board of Directors at their respective meetings held on 12.11.2024 and Limited Review of these results has been carried out by the Statutory Auditors of the Company.		
2 These financial results have been prepared in accordance with the Indian Accounting Standards (Ind-AS) as prescribed under Section 133 of the Companies Act, 2013 read with Rule 3 of the Companies (Indian Accounting Standards) Rules, 2015 and relevant amendment rules thereunder.		
3 Other financial assets includes Dividend Receivable Rs 17427.59 lakhs (excluding exchange fluctuation) from foreign associate company JPF Netherlands BV. As approved by shareholders of the company, the said dividend receivable is being capitalised towards part payment of subscription of right issue of shares offered by JPF Netherlands BV to all its shareholder in proportion of shareholding.		
4 Figures for the previous quarters/period have been regrouped /rearranged wherever required, to make them comparable.		
Place : Gurugram Date : 12.11.2024		By order of the Board For Universus Photo Imagings Limited  Shailendra Sinha (Managing Director) DIN: 08649186