

SANGAM (INDIA) LIMITED

CIN : L17118RJ 1984PLC 003173

E - mail : secretarial@sangamgroup.com

Website : www.sangamgroup.com | Ph : +91-1482-245400-06



Value through values

Ref: SIL/SEC/2024/

Date: 17th September, 2024

<p>The Manager Department of Corporate Services The National Stock Exchange of India Ltd. Exchange Plaza, 5th Floor, Plot No. C/1, G Block Bandra Kurla Complex, Bandra (E) <u>Mumbai – 400051</u> Scrip Code: 5251</p>	<p>The Manager, Department of Corporate Services, Bombay Stock Exchange Ltd. Phiroze Jeejeebhoy Towers 25th Floor, Dalal Street, <u>MUMBAI - 400 001</u> Scrip Code: 514234</p>
---	---

SUB: Submission of Revised Annual Report for financial year 2023-24.

Dear Sir/Ma'am,

In continuation of our earlier intimation dated 30th August, 2024, pursuant to Regulations 34(1) of the Securities and Exchange Board of India (Listing Obligations and Disclosure Requirements) Regulations, 2015, regarding the submission of the Company's 38th Annual Report for the Financial Year 2023-24 along with the notice convening the Annual General Meeting, we would like to inform you that a few typographical and formatting errors were identified in the previously submitted Annual Report.

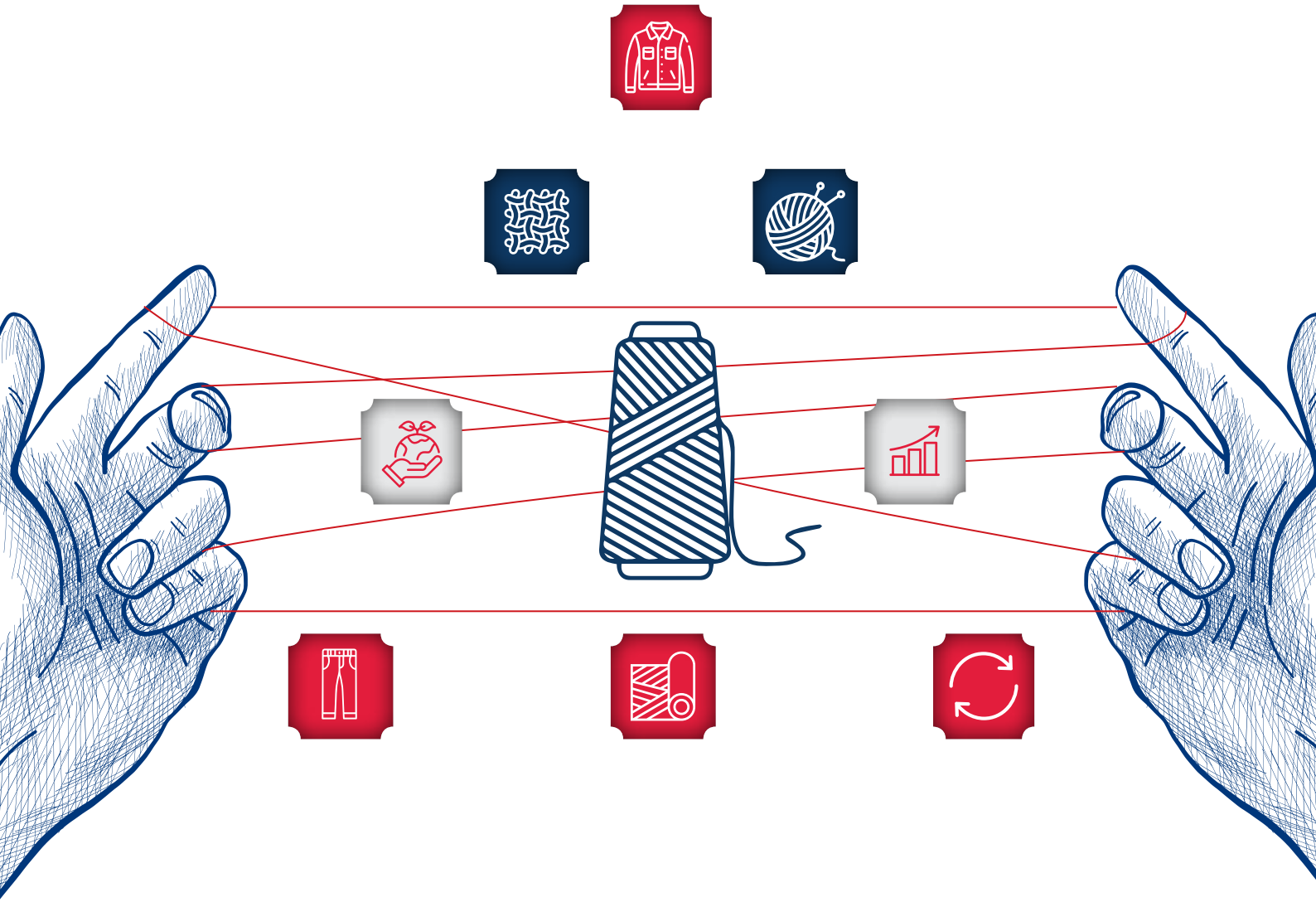
Accordingly, we are submitting the updated 38th Annual Report of the Company for the Financial Year 2023-24 for dissemination and updating on the stock exchange website. The revised report is also available on the website of the Company at www.sangamgroup.com

Hope you will find the same in order and take the same on record.

Thanking you.

Yours faithfully
For Sangam (India) Limited

(Arjun Agal)
Company Secretary
ACS 74400



Diverse Threads.

Unified Vision

Annual Report
2023-24

ACROSS THE PAGES

Corporate Overview

Key Highlights	02-33
About Us	02
Product Portfolio	04
Journey and Milestones	06
Message from the Chairman	10
Operating Environment	12
Value Creation Model	16
Financial Capital	18
Intellectual Capital	20
Manufacturing Capital	22
Human Capital	24
Natural Capital	26
Social & Relationship Capital	28
Board of Directors	30
Awards	32

Statutory Reports

Management Discussion & Analysis	34-118
Board's Report	34
Corporate Governance Report	46
Business Responsibility & Sustainability Report	63

Financial Statements

Standalone	119-259
Consolidated	119

Investor Information

Market Capitalisation as of 31 st March, 2024	: ₹ 2,225.42 Crore
CIN	: L17118RJ1984PLC003173
BSE Code	: 514234
NSE Symbol	: SANGAMIND
Dividend Declared	: ₹ 2.00 per Equity Share
AGM Date	: 23 rd September, 2024
AGM Venue	: Video Conferencing (VC)/Other Audio Visual Means (OAVMs)



For more investor-related information, please visit <https://sangamgroup.com/financial/>

Or simply scan the QR code



Disclaimer

This document contains statements about expected future events and financials of Sangam (India) Limited ('The Company'), which are forward-looking. By their nature, forward-looking statements require the Company to make assumptions and are subject to inherent risks and uncertainties. There is a significant risk that the assumptions, predictions, and other forward-looking statements may not prove to be accurate. Readers are cautioned not to place undue reliance on forward-looking statements as several factors could cause assumptions, actual future results and events to differ materially from those expressed in the forward-looking statements. Accordingly, this document is subject to the disclaimer and qualified in its entirety by the assumptions, qualifications and risk factors referred to in the Management Discussion and Analysis section of this Annual Report.



DIVERSE THREADS. UNIFIED VISION.

Textiles are a vital and dynamic force propelling India's development and economic growth. From the garments worn daily to the upholstery that adorns homes, and from fabrics facilitating trade to those supporting various industries, textiles are intricately woven into the fabric of India's economy.

As one of India's prominent textile producers, Sangam (India) Limited is dedicated to advancing this essential sector. The Company's high-quality textiles form the foundation for key industries, including fashion, home furnishings, and healthcare, each contributing significantly to the nation's progress. In line with its strategic objectives, the Company has dedicated this year to expanding its product range and integrating value-enhanced products.

Drawing on a wealth of experience amassed over four decades, Sangam is dedicated to driving innovation and maintaining superior quality standards. This commitment ensures that the Company can effectively address and adapt to the evolving needs of diverse markets while ensuring that each thread and contribution is perfectly aligned with its broad strategic aims.

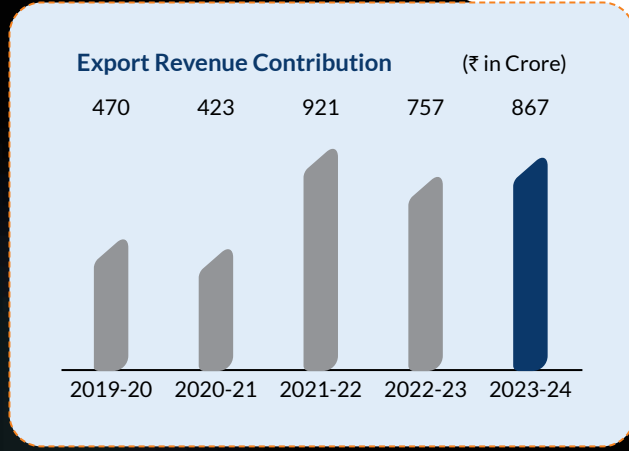
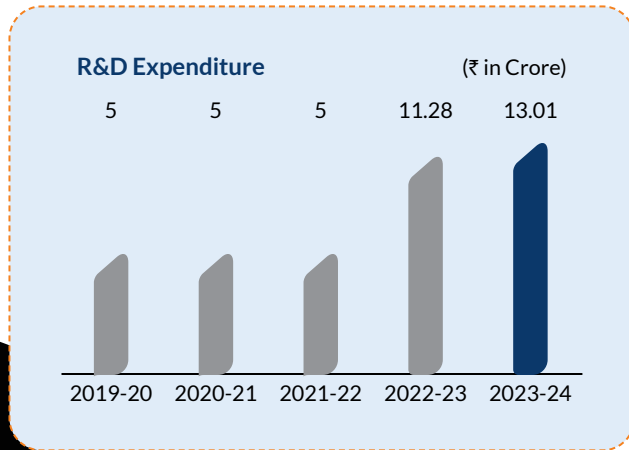
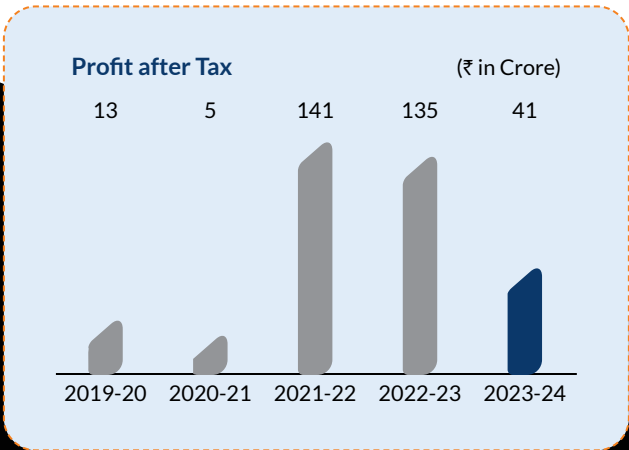
Sangam (India) Limited embodies the essence of 'Diverse Threads. Unified Vision.' Through its strategic and cohesive efforts, the Company not only spearheads the advancement of India's textile industry but also integrates the myriad threads of innovation, quality, and collaboration. Each strand of effort, woven with precision and purpose, contributes to the broader goal of India's economic development. As it moves forward, Sangam remains committed to blending diverse capabilities with a singular strategic vision, reinforcing its role as a pivotal force in shaping a robust and flourishing economy.



Key Highlights

DIVERSIFYING FINANCIALLY, OPERATIONALLY, AND SUSTAINABLY: KEY PERFORMANCE HIGHLIGHTS

Sangam (India) Limited is committed to driving growth by strategically diversifying across financial, operational, and sustainability aspects. The Company’s dedication to sustainability is demonstrated through significant investments in renewable energy, employee development, and community engagement. Sangam (India) Limited is committed to driving growth by strategically diversifying across financial, operational, and sustainability aspects. The Company’s dedication to sustainability is demonstrated through significant investments in renewable energy, employee development, and community engagement.



Environment

5

Solar Power
Plants Installed

17 MW

Solar Power Capacity

5 MW

Wind Power Capacity

Human

10,727

Employees

8,885+

Number of
Employees Trained

Community

2 Lakhs +

Lives Impacted through
CSR Interventions

250+

Students Educated

Governance

11%

Board Gender Diversity

64

Average Age of the Board





About Us

PIONEERING EXCELLENCE IN TEXTILES AS INDIA'S LARGEST, FASTEST-GROWING AND MOST TRUSTED BRAND

Sangam (India) Limited (also referred to as 'Sangam', 'SIL' or 'The Company') was founded in 1984 under the visionary leadership of Mr. R. P. Soni. Over the decades, the Company has grown to become one of the largest manufacturers of PV-dyed yarn and denim fabric in India, recognised both domestically and internationally. With four decades of industry experience, the Company stands out as a market leader in PV yarn, PV fabric, and denim fabric.

Sangam operates as a fully integrated textile enterprise, managing the entire process from yarn production to fabric manufacturing and garmenting. This comprehensive approach ensures that SIL delivers products of unparalleled quality, combining sophisticated designs with exceptional comfort.

The Company strategically operates five fully equipped production bases located in key areas: Bhilwara and Chittorgarh in Rajasthan. SIL recently completed the initial phase of a brownfield expansion project in Bhilwara to enhance its production capacity. The Company is currently undertaking additional expansion initiatives to enhance its production capabilities. These efforts are aimed at preparing Sangam for future growth and enabling the Company to innovate and manufacture products that will set industry standards.

ETHOS



Vision

At Sangam, we strive to build enterprises driven by excellence which maximise customer satisfaction and create value for all stakeholders.



Mission

To maximise customer value and expand the customer base with a focus on the B2C segment while keeping pace with changes in the external environment.

VALUES



Commitment

We are committed to fostering trusted client relationships and enhancing stakeholders' value. We enable others to trust us by delivering on our accountabilities and standing by decisions when they are made. We expect to follow ethical business practices with complete transparency and open communication.



Professionalism

We expect to conduct ourselves in a professional manner, even in the most challenging circumstances.



Quality

Our endeavour is to provide high-quality products and adhere to world-class standards.



Integrity

We carry our responsibilities in an honest and trustworthy manner. We expect to uphold high standards of conduct and to have integrity in all our thoughts and actions.

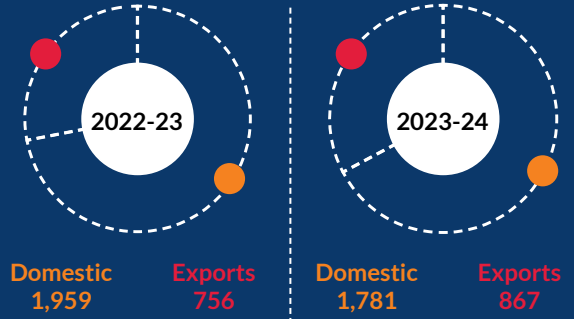


Adaptability

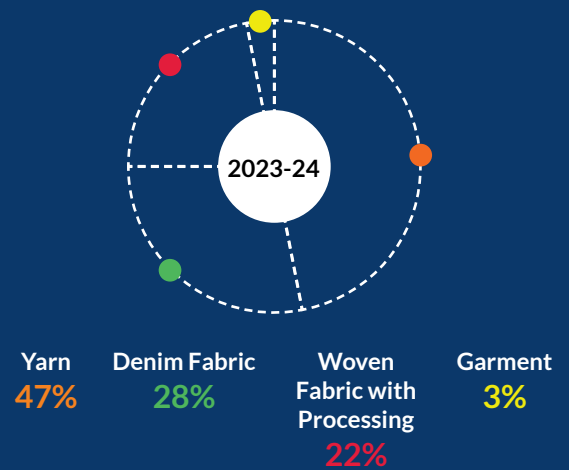
We remain steadfastly adaptable to the changing dynamic environment.



Sales Figures (₹ in Crore)



Segment-Wise Sales Contribution in 2023-24



40

Years of Industry Experience

60+

Countries with Export Presence

5

State-of-the-Art Manufacturing Units

8,885+

Skilled Employees



Product Portfolio

CRAFTING A LEGACY OF COMPREHENSIVE TEXTILE SOLUTIONS

YARN

Sangam stands out as a prominent manufacturer and price maker in the PV-dyed yarn segment. The Company has earned its reputation as a leader in this niche, setting industry benchmarks in quality and innovation. Sangam's expertise extends to producing 100% cotton yarns, including Core Spun Yarn, Eli Twist Yarn, and Slub Yarn. Each type of yarn is crafted with precision to meet diverse market needs and maintain high standards of performance.

In the realm of PV-dyed yarn, the Company not only leads but also dictates market pricing, reflecting its dominant position and influence within the industry.

47%

Revenue Contribution
in 2023-24

1,03,140 MTPA

Yarn Production Capacity

Sangam's premium products span every aspect of the textile value chain. With four decades of experience, the Company consistently aims to broaden its product range to meet the changing needs of the textile industry adeptly. SIL is dedicated to providing a wide variety of high-quality products, catering to numerous applications across different industries.

PV FABRIC

Sangam excels in the manufacturing of premium fabrics made from polyester, viscose, and other blended fibres. The Company's fabric production is powered by high-speed air jet weaving machines, ensuring top-notch quality and efficiency. The flagship Sangam Suiting brand exemplifies the Company's commitment to delivering exceptional fabric solutions, contributing significantly to its market presence.

With a substantial market share, Sangam is a key player in the processing of PV, PV Lycra, PVW, Polyester Woollen, and 100% Wool Fabrics. The Company leverages its value-added yarns and in-house yarn capabilities to enhance fabric performance and meet the diverse needs of the textile market.

Sangam's investment in state-of-the-art computerised designing and weaving machines reflects its dedication to innovation and excellence. As one of the largest exporters and market leaders in PV fabric within the country, Sangam continues to set industry standards, driving growth and reinforcing its position at the forefront of the textile sector.

22%

Revenue Contribution
in 2023-24

48 MMPA

Fabric Weaving
Capacity

72 MMPA

Fabric Processing
Capacity



DENIM FABRIC

Sangam's denim offerings range from lightweight 40Ozs to sturdy 15Ozs, providing versatile options suitable for various applications and fashion trends.

Incorporating the latest finishing techniques such as Flat, Thermo, Mill Wash, Calendar, and Over Dyed, Sangam enhances the texture, durability, and visual appeal of its denim fabrics. The Sangam Denim brand exemplifies the Company's commitment to innovation and quality, supported by a robust focus on research and development (R&D). This dedication ensures the creation of sustainable and forward-thinking products that align with contemporary industry standards.

The Company's denim fabric portfolio includes a wide array of styles such as Basic, Twills, Broken, Satins, Denim Shirting, Fancy Dobby, and Regular Dobby. By leveraging value-added yarns and in-house yarn capabilities, the Company produces denim fabrics that meet high performance and quality criteria.


The Company's strong positioning in the domestic market highlights the success of the Sangam brand in setting industry benchmarks and maintaining leadership in denim fabric production.

28%

Revenue Contribution
in 2023-24

48 MMPA

Denim Fabric
Production Capacity



GARMENTS

As one of India's largest producers of garments, Sangam excels in delivering innovative and high-quality innerwear and activewear for both men and women. The Company's product range features a diverse array of blends, providing customers with options that combine comfort, style, and functionality. Sangam leverages cutting-edge machinery sourced from Santoni, Italy, ensuring the highest standards of manufacturing precision and efficiency.

By focussing on seamless garment technology, Sangam meets the growing demand for modern, high-performance apparel that supports various lifestyle needs. The Company's advanced production capabilities and commitment to quality reinforce its leadership in the seamless garment sector, positioning Sangam as a key player in the global market.

3%

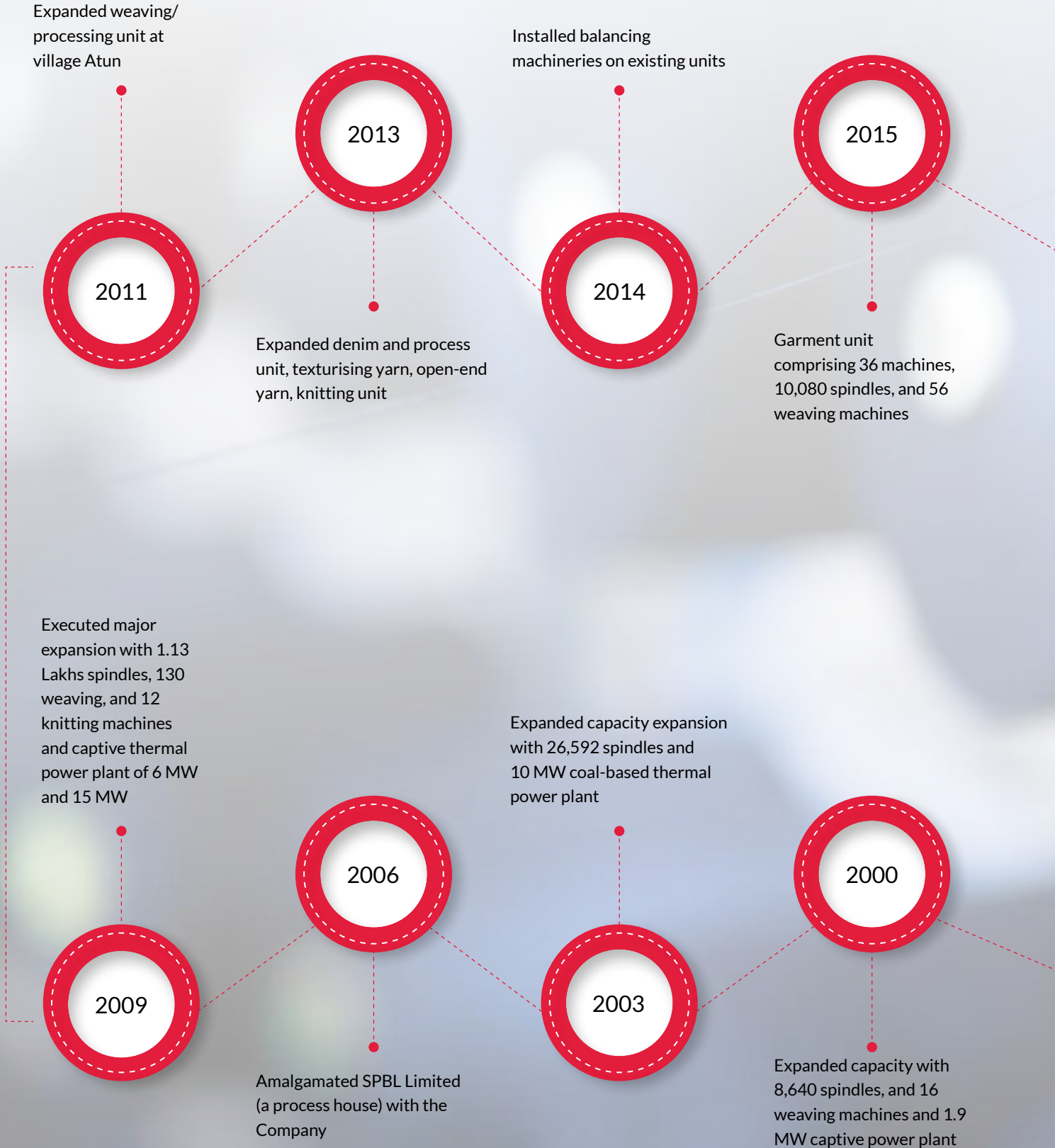
Revenue Contribution
in 2023-24

251.94 Crore SPA
Garment Manufacturing Capacity




Journey and Milestones

NAVIGATING SUCCESS: A LEGACY OF GROWTH



Since 1984, Sangam has embarked on a remarkable journey of growth and innovation. The Company's evolution is marked by strategic expansions and advancements that have solidified its position as a leader in the textile industry.

Expanded with 26,736 spindles for manufacturing of PV-dyed yarn at Soniyana and 74 weaving machines





Expanded with 32,832 spindles for manufacturing of cotton yarn at Sareri unit




Installed a rope dyeing unit (24 ropes) and 78 looms at the Denim unit


Expanded capacity by 11,520 spindles and 3.8 MW captive power plant



Converted to public limited company as 'Sangam (India) Limited,' and raised funding through first IPO of 3.2 Million shares



Started backward integration into spinning (installed 17,280 spindles for PV-dyed yarn)



Incorporated as a private limited company by Mr. R. P. Soni and started operations with 8 weaving machines



Message from the Chairman

NAVIGATING SUCCESS: A LEGACY OF GROWTH



“Our four decades of experience have endowed us with valuable insights, empowering us to drive innovation and maintain high standards.”

Dear Shareholders,

As we unveil this Annual Report, I share our journey through the past year with great enthusiasm. The theme guiding us—Diverse Threads. Unified Vision.—captures our commitment to integrating varied strategies and perspectives while maintaining a singular focus on excellence and innovation.

Over the past year, we have diligently pursued a strategy of diversification, aimed at fortifying our market presence and tapping into new opportunities. This year marks a significant milestone for us as we celebrate four decades of unparalleled achievement in the textile industry.



Economic Landscape

The global economy faced numerous hurdles in 2023-24, including the Russia-Ukraine conflict, tensions in the Middle East, the Red Sea crisis, persistent inflationary pressures, and tightening monetary policies. Also, the disruption in trade routes and increased costs of raw materials created a challenging environment for industries worldwide, including the textile sector.

Despite these global adversities, India recorded a GDP growth of 8.2% for the fiscal year 2023-24, buoyed by high per capita income, effective government schemes such as the Production Linked Incentive (PLI) scheme and the PM Mitra scheme, and robust private consumption.

Industry Overview

The textile industry, an integral part of the Indian economy, encountered its own set of challenges during 2023-24. Reduced demand for textiles, driven by decreased consumer confidence and lower yarn demand, presented hurdles for many players in the sector. The global market's fluctuations and varying consumer preferences added to the complexity, affecting both production and sales.

Despite this, emerging trends are reshaping the landscape, presenting opportunities for growth and innovation within the textile industry. One of the most noteworthy shifts is the industry's increasing focus on sustainability. There is a growing emphasis on eco-friendly practices, with both consumers and businesses prioritising sustainable textiles. From organic cotton to recycled fibres, the sector is committed to reducing its environmental footprint while upholding high-quality standards.

The rise of technical textiles marks another pivotal development. These advanced materials, designed for specialised applications, are making substantial impacts

across various industries, including healthcare and automotive. This evolution reflects the industry's adaptability and its role in driving innovation.

The surge in e-commerce and digitalisation has also transformed the way textiles are marketed and consumed. Online platforms have become essential channels for reaching customers, offering new opportunities for engagement and growth.

Sangam's Strategic Positioning

At Sangam, we are strategically positioned to leverage emerging opportunities. Our focus on diversification, enhanced capabilities, and sustainable practices has been integral to our proactive alignment with industry trends. With four decades of experience, we have cultivated valuable insights that drive our innovation and uphold high standards.

Our substantial investment in cutting-edge technologies and market expansion directly addresses the growing demand for high-quality yarn and fabrics. Additionally, our commitment to sustainability ensures that our practices not only adhere to environmental standards but also actively contribute to a more sustainable future.



Financial Performance

For the fiscal year 2023-24, our total revenue from operations stood at ₹ 2,628 Crore, reflecting a slight decrease of 3.10% compared to ₹ 2,712 Crore in 2022-23. Similarly, our profit after tax (PAT) amounted to ₹ 41 Crore in 2023-24, down by 68.7% from ₹ 131 Crore in the previous year 2022-23. Despite these setbacks, we are focussed on strategic measures to enhance profitability and operational efficiency.

Our domestic sales contribution was 67%, while export sales contributed 33% to our revenue. The revenue distribution among our product segments was as follows: Yarn contributed 47%, PV Fabric 22%, Denim Fabric 28%, and Garments 3%.

Capital Expenditure and Growth Initiatives

We have undertaken substantial capital expenditure to drive growth and expand our capabilities. For our Yarn division, we have allocated a capital outlay of ₹ 344 Crore, which will enhance our capacity from 1,03,140 MTPA to 1,12,440 MTPA. This expansion is expected to be completed by the start of 2025-26, positioning us to meet future demand.

In the Synthetic Fabric division, we have invested ₹ 160 Crore to increase our weaving capacity from 48 MMPA to 65 MMPA. This expansion is anticipated to be finalised by the end of 2024-25, further strengthening our market position.

Sustainability Commitment

Sustainability remains a core focus of our operations, and we are dedicated to minimising our environmental impact through various proactive measures. Our commitment to renewable energy is exemplified by our operation of three solar power plants, which generate a total of 16 MW of power, along with a 5 MW wind energy facility. These initiatives significantly contribute to our renewable energy goals and support our broader sustainability objectives.

In addition to our renewable energy efforts, we place a strong emphasis on water and waste management. We effectively manage three effluent treatment plants and four sewage treatment plants, which are crucial for recycling water and managing waste.

Our recycling and resource efficiency practices are also integral to our sustainability strategy. Currently, we recycle 30,000 MT of fibre annually from 38,400 MT of plastic waste. Additionally, we process 12,500 MT of cotton and

other waste each year. These efforts are part of our ongoing commitment to reducing our environmental footprint and promoting resource efficiency.

Beyond our environmental initiatives, we are also dedicated to community empowerment and well-being. We have established educational institutes and a NABH-certified hospital, reinforcing our commitment to enhancing the quality of life for the communities we serve.

Way Forward

Looking ahead, our vision is to move up the value chain and achieve a revenue target of ₹ 4,000 Crore by 2025-26, with EBITDA margins reaching 12.5%. We anticipate that our sales contributions in 2025-26 will be as follows: Garments - 6%, Yarn - 33%, and Fabric - 61%.

Our strategy includes a strong focus on value-added products, continued capital expenditure to drive growth, and expanding our market presence both domestically and internationally. The recent commissioning of new capacities is expected to benefit from the anticipated uptick in demand, with cotton prices stabilising and trends showing positive signs.

As we navigate these exciting times, we remain confident in our ability to leverage our strengths and drive future growth. Our experience, strategic investments, and commitment to innovation position us well to contribute significantly to the revitalisation of the textile industry.

Note of Thanks

As we reflect on the year 2023-24, I want to extend my heartfelt gratitude to all those who have contributed to our journey. Despite the challenging global landscape, our collective efforts have ensured that we continue to advance and thrive.

Further, I would like to thank all dedicated employees, valued suppliers and partners, loyal customers, and stakeholders for their strong support and contributions. Together, we look forward to building on our successes and navigating the future with resilience and optimism.

Regards,

R.P. Soni
Chairman, Sangam (India) Limited





Operating Environment

NAVIGATING A DYNAMIC LANDSCAPE: CHARTING PATH AHEAD

The operating environment for Sangam (India) Limited is characterised by a dynamic landscape shaped by various economic, technological, and regulatory factors.

ECONOMIC LANDSCAPE

The textile market is experiencing growth driven by factors such as the increasing global population, rising demand for man-made fibres, and supportive government initiatives. Sangam's operations align with these trends, particularly as the Company focusses on high-quality products and sustainable practices.

USD **638.03** Billion
Global Textile Market Size in 2023

USD **903.45** Billion
Expected Global Textile Market
Size by 2028

USD **197.2** Billion
Indian Textile Market Size in 2023

USD **592.7** Billion
Expected Indian Textile Market
Size by 2032

TECHNOLOGICAL ADVANCEMENTS

The adoption of digital textile printing, automation, and smart fabrics is increasingly shaping the industry, and Sangam is actively investing in these areas to enhance productivity and product quality.

Additionally, the expansion of e-commerce platforms is transforming the retail landscape, providing Sangam with opportunities to reach a broader customer base. The Company's strategic focus on B2C segments and online distribution channels is expected to drive sales growth, particularly in the context of rising internet penetration and smartphone usage in India.

REGULATORY AND ENVIRONMENTAL FACTORS

The Indian government has introduced several initiatives to support the textile industry, including the Pradhan Mantri Mega Integrated Textile Region and Apparel (PM MITRA) scheme and the Production-Linked Incentive (PLI) scheme. These initiatives aim to enhance production capabilities, reduce imports, and promote sustainable practices within the industry. Sangam is well-positioned to benefit from these programmes, as they align with the Company's goals of expanding production and embracing sustainability.



COTTON QUALITY AND AVAILABILITY

India is the world's largest cotton producer, renowned for its high-quality, and longer staple cotton. The surplus of Indian cotton positions the Company well for global exports, contributing to the overall growth of the textile industry.



Value Creation Model

CREATING VALUE AND TRUST: UTILISING RESOURCES OPTIMALLY

INPUT → VALUE CREATION APPROACH



Financial Capital

In order to run the Company and boost growth, the Company deploys its equity fund, debt fund, and retained earnings:

₹ **50.25** Crore
Equity Share Capital

₹ **1,004.12** Crore
Total Debt

₹ **484.12** Crore
Retained Earnings



Intellectual Capital

The Company's ability to conduct research and develop new products provides a competitive advantage.



Social & Relationship Capital

The Company's all-inclusive strategy for meeting commitments and addressing the needs of stakeholders.

₹ **2.28** Crore
CSR Spend in 2023-24



Manufacturing Capital

The Company uses state-of-the-art manufacturing facilities to create high-quality, affordable products for consumers worldwide.

5
Manufacturing Capabilities

₹ **319.12** Crore
CAPEX in 2023-24



Human Capital

The Company's growth is supported by a diverse workforce with a wide range of skill sets.

10,727
Total Employees

300+
Hours Training Provided



Natural Capital

The Company ensures optimum utilisation and minimal wastage of natural resources across its operations.

5
Solar Plants

The Process

Sourcing of high-quality raw material (cotton)

Dyeing and printing to process the primary product into the finished product

Strong branding with sophisticated offerings

Spinning of raw cotton to weave the yarns to develop the primary product

Packaging and dispatching the finished products to the market

Offerings

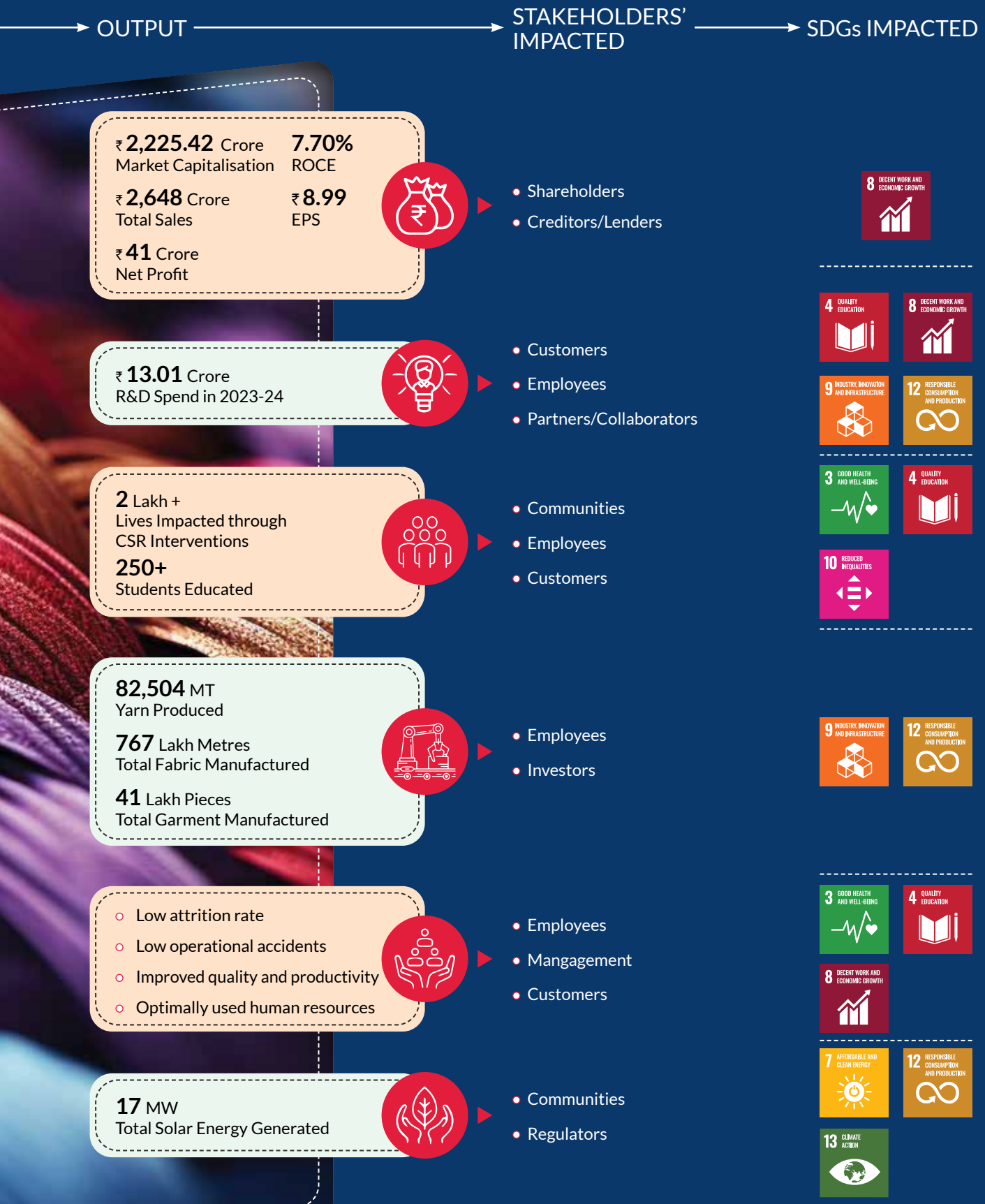
Yarn

PV Fabric

Denim Fabric

Garments

Sangam ramps up its value proposition through a unique mix of approaches. While ensuring excellence in every product created, the Company keeps customer satisfaction at its core and harnesses the diversity of its resources.





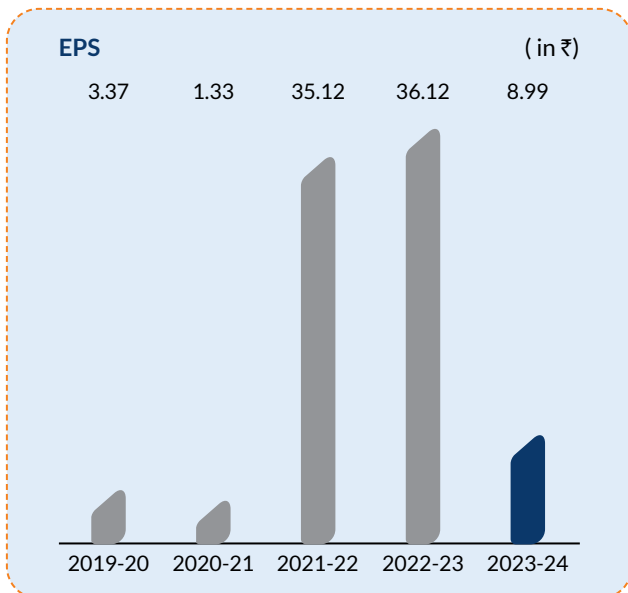
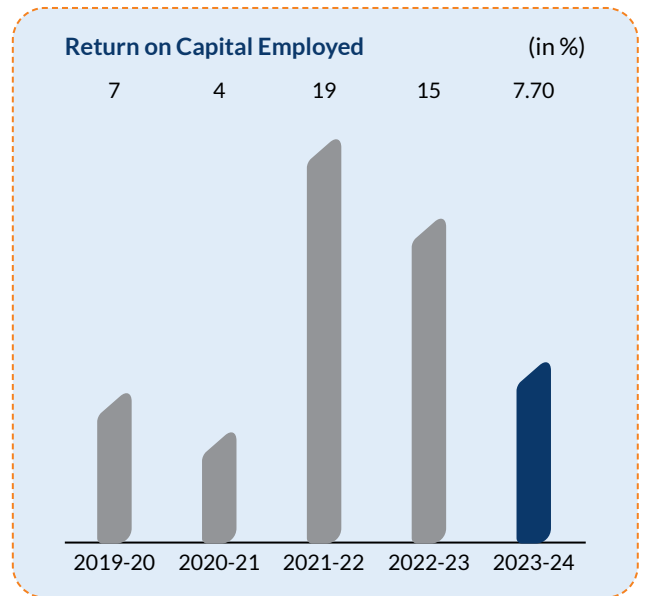
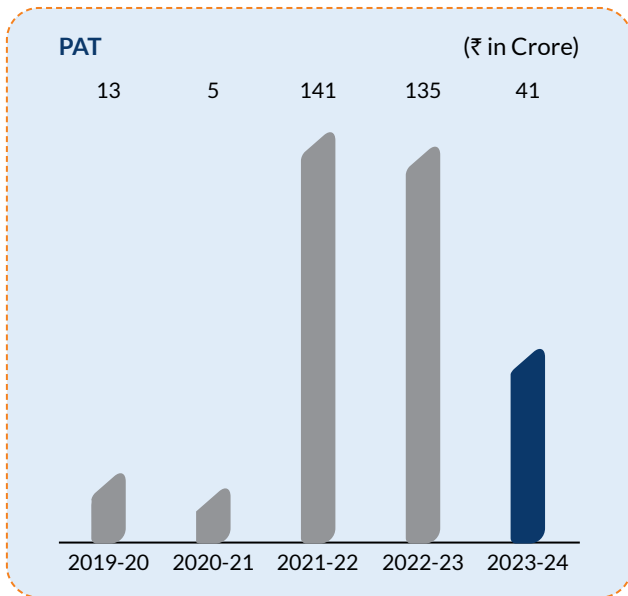
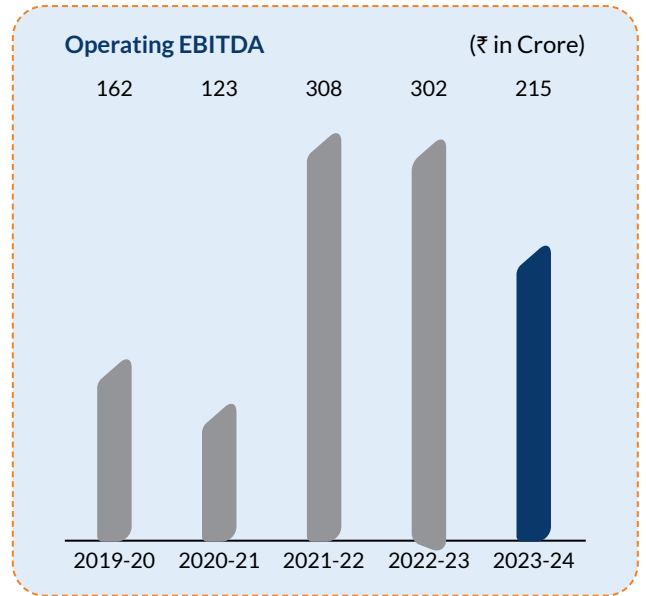
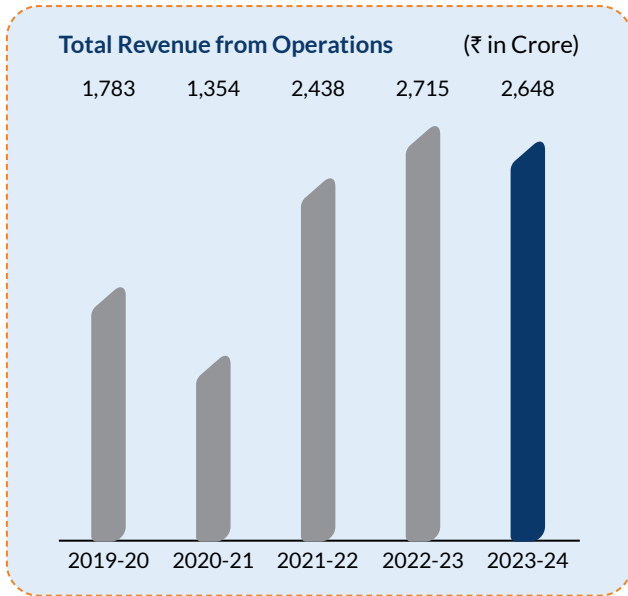
Financial Capital

PROPELLING PROGRESS AND STABILITY: **EMPOWERING GROWTH AND INNOVATION**

The Company's financial capital forms the backbone of its growth strategy, driving expansion and innovation across all facets of its operations. Through a judicious blend of equity funds, debt financing, and retained earnings, the Company has consistently reinforced its financial stability and operational efficiency.

PERFORMANCE HIGHLIGHTS

(On a Standalone Basis)



Impact of Financial Capital on Other Capitals

Manufactured Capital: Enables expansions and enhances current capabilities

Intellectual Capital: Enables investments in R&D and cutting-edge technologies

Human Capital: Helps streamline processes, attracting and retaining top talent

Natural Capital: Investment in renewable energy, and conservation of natural resources

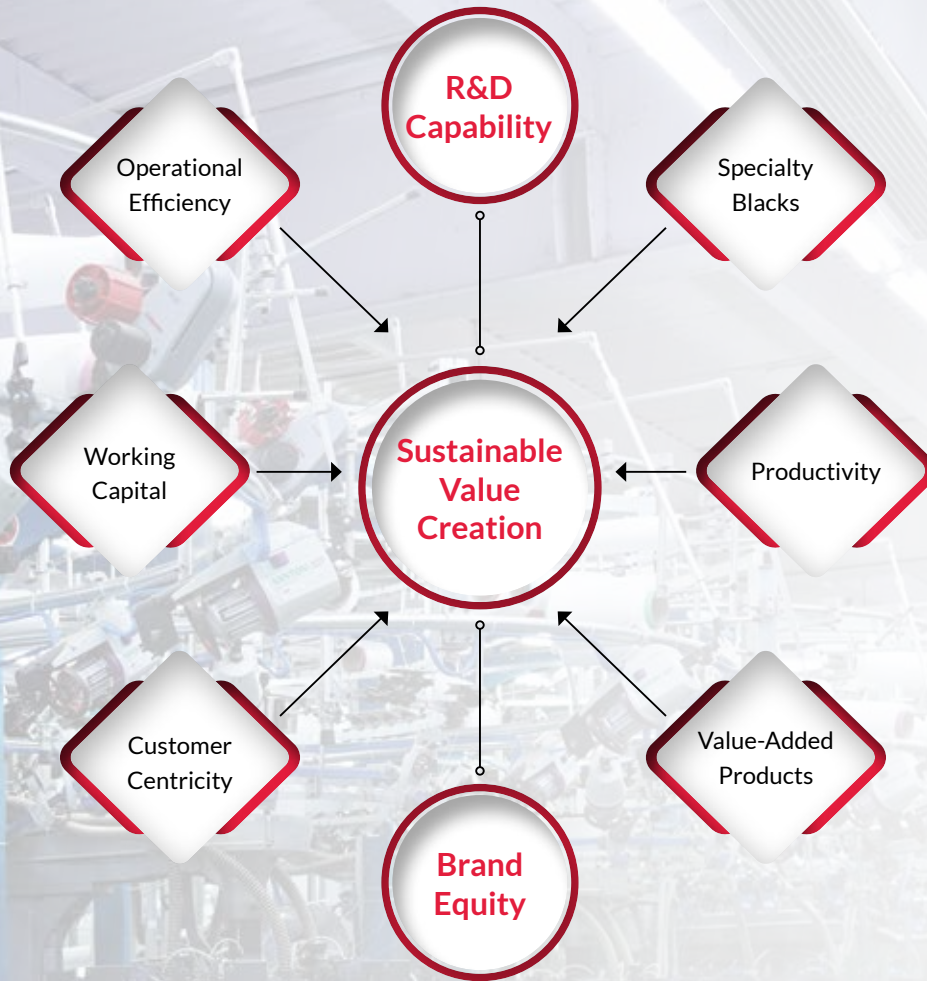
Social & Relationship Capital: Facilitates partnerships and collaborations



Intellectual Capital

ENHANCING PERFORMANCE & CONVENIENCE: **REDEFINING COMFORT**

The Company distinguishes itself through cutting-edge technology and thoughtful design elements, ensuring each product delivers unparalleled comfort and performance. From seamless technology to advanced fabric properties, the Company's clothing integrates features that enhance flexibility, breathability, and rapid drying, catering to the needs of an active lifestyle.



Seamless Technology

C9 clothing incorporates seamless CP technology for a smooth, comfortable fit without bulky seams.



4-Way Stretch

Designed with 4-way stretch technology, SIL's garments offer exceptional flexibility and comfort, perfect for dynamic movements.



Breathable Fabrics

Sangam's clothing utilises advanced breathable technology, making each piece lightweight and ensuring a fresh feeling all day long.



Anti-Chafing

Equipped with soft bands, the Company's garments minimise friction between the skin and elastic materials, preventing chafing.



Rapid Dry

The use of breathable fabrics promotes rapid drying, thus reducing skin irritation and preventing rashes and chafing.

Impact of Intellectual Capital on Other Capitals


Manufactured Capital: Improves product design, manufacturing techniques, and operational efficiency

Financial Capital: Enhances SIL's intangible value and market positioning

Human Capital: Enriches the knowledge, skills, and capabilities of the people

Natural Capital: Helps implement environmentally friendly technologies and processes leading to efficient resource use

Social & Relationship Capital: Results in stronger networks, partnerships, and societal contributions

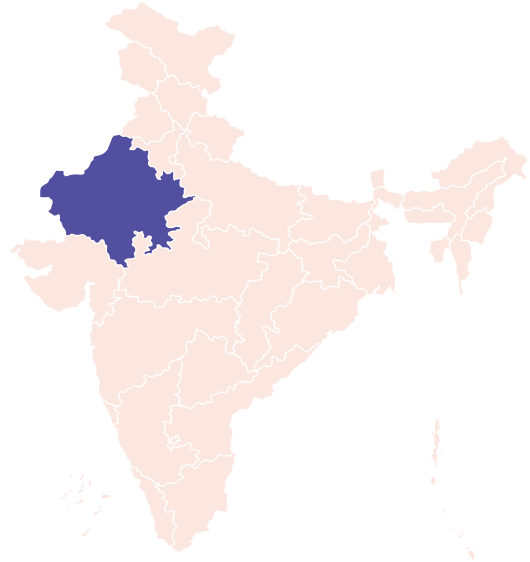


Manufacturing Capital

STREAMLINING PRECISION AND EFFICIENCY: OUR PRODUCTION EXCELLENCE

The Company's manufacturing capital is anchored by a network of advanced facilities strategically located to enhance production efficiency and quality. With a focus on weaving, processing, and garment production, the Company operates multiple state-of-the-art plants across key regions of Rajasthan. These facilities not only exemplify cutting-edge technology and precision but also ensure that every stage of the production process—from spinning to finishing—is executed with the highest standards of excellence.

Locations	Facilities
Atun, Bhilwara	Weaving, Processing & Garment Plant
Biliya Kalan, Bhilwara	Denim Plant
Biliya Kalan, Bhilwara	Spinning Plant Unit-I
Sareri, Bhilwara	Spinning Plant Unit-II
Soniya, Chittorgarh	Spinning Plant Unit-III



Disclaimer: This map is a generalised illustration only for the ease of the reader to understand the locations, and it is not intended to be used for reference purposes. The representation of political boundaries and the names of geographical features/states do not necessarily reflect the actual position. The Company or any of its directors, officers or employees, cannot be held responsible for any misuse or misinterpretation of any information or design thereof. The Company does not warrant or represent any kind of connection with its accuracy or completeness.

CAPACITY EXPANSION TO DRIVE FUTURE GROWTH

	Capital Outlay (As of 2023-24)	Machines		Capacity		Timeline	
	Planned	Current	Post Expansion	Current	Post Expansion	Current Status	Expected
Yarn	₹ 344 Crore			1,03,140 MTPA	1,12,440 MTPA	Ongoing	Q1 2025-26
Spindles		2,97,744	3,06,864				
Rotors		2,664	5,064				
Knitting Machines		26	32				
Synthetic Fabric	₹ 160 Crore			Weaving-48MMPA	Weaving-65 MMPA	Ongoing	Q3 2024-25
Weaving Machines		562	642				



Impact of Manufacturing Capital on Other Capitals

Financial Capital: Enhances profitability and overall value creation for the Company

Intellectual Capital: Enables innovation to enhance productivity

Human Capital: Helps provide trained manpower and safe working conditions

Natural Capital: Facilitates effective utilisation of raw materials

Social & Relationship Capital: Provides support to suppliers and dealers to enhance growth



Human Capital

FOSTERING GROWTH AND DIVERSITY: EMPOWERING TALENT

SIL values its employees as its most precious asset and continuously strives to cultivate a healthy and inclusive workspace that fosters their growth and ambition. The Company firmly believes that embracing diversity and promoting inclusion are not just moral imperatives but critical drivers of success that enrich perspectives and drive innovation. In line with its business objectives, the Company's approach to human capital development centres on nurturing fulfilling careers, cultivating strong leadership skills, and ensuring an exceptional employee experience.



10,805
Permanent Workforce

874
Female Employees

300+
Training Hours
of Workforce

80%
Satisfaction on Our
Employee Engagement
Survey



Training and Development

SIL is committed to enhancing employee skills through comprehensive training and development programmes. These initiatives are designed to equip the workforce with the latest industry knowledge and best practices, fostering professional growth and ensuring optimal utilisation of resources. By investing in continuous learning, the Company not only elevates individual performance but also drives overall productivity and innovation within the organisation.

Impact of Human Capital on Other Capitals

Financial Capital: Enables higher earnings per employee ratio on account of better employee productivity and cost optimisation

Intellectual Capital: Helps retain the best talent

Natural Capital: Facilitates training and sensitisation of the workforce to ensure the best utilisation of natural resources

Manufactured Capital: Enables higher productivity, product, and process management

Social & Relationship Capital: Ensures robust relations with all stakeholders



Natural Capital

ADVANCING GREEN FUTURE: A COMMITMENT TO SUSTAINABILITY

Sangam's dedication to sustainability is reflected in its comprehensive approach to natural capital, which is focussed on minimising environmental impact and promoting resource efficiency. By integrating renewable energy sources, effective waste management, and community empowerment, the Company strives to lead by example in environmental stewardship.



Renewable Energy

The Company has a clean energy investment that operates solar power plants and a wind energy facility, revealing a commitment to use cleaner sources of electric power instead of non-renewable ones.

5

Solar Power Plants

17 MW

Solar Power Plant Capacity

5 MW

Wind Power Plant



Recycling Facilities for Recyclable Waste

The Company also practises recycling and waste management in a wider scope, focussing on reducing landfilling. SIL does this by converting plastic wastes into reusable materials through its sustainable processes and by processing various streams of government-related solidified wastes.

30,000 MT per Annum of Recycled Fibre comes through Recycling of **38,400 MT** Plastic Waste

Annually Consuming **12,500 MT** Cotton and Other Waste to Minimise the Environmental Footprint

Established **Institutes and University**

Established **NABH-Certified Hospital**



Water Consumption

The Company has been observing responsible water conservation by controlling the usage and disposal of wastewater and effluents, and taking measures like setting up sewage treatment plants and managing effluents through obligatory standards.

3

Effluent Treatment Plants (ETPs)

4

Sewage Treatment Plants (STPs)

Impact of Natural Capital on Other Capitals

Financial Capital: Lowers environmental impact

Intellectual Capital: Innovation helps achieve ESG aspiration

Human Capital: Awareness of the environment and sustainably among the workforce

Manufactured Capital: Increases production of sustainable products

Social & Relationship Capital: Enhances community partnerships through environmental initiatives, increases renewable energy adoption, and ensures long-term water security



Social & Relationship Capital

CULTIVATING STRONGER BONDS: NURTURING TRUST

Sangam recognises that a strong and inclusive strategy for social & relationship capital is crucial for enduring growth and long-term success. The Company's all-encompassing strategy is designed not only to meet its commitments to various stakeholders but also to actively contribute to the broader community. Through targeted CSR initiatives and a focus on stakeholder engagement, SIL fosters meaningful relationships and drives positive societal impact.



₹ **2.28** crore
Corporate Social
Responsibility
Investment in 2023-24

2 Lakhs+
Lives Impacted
through CSR

250+
Students Educated

Impact of Social & Relationship Capital on Other Capitals

Financial Capital: Improves financial performance through enhanced business opportunities, stakeholder trust, and customer loyalty

Intellectual Capital: Facilitates access to innovation and research

Natural Capital: Community and environmental engagement supports sustainability goals, optimising natural resource usage and promoting eco-friendly practices

Manufactured Capital: Robust stakeholder relationships enhance operational efficiency, supply chain management, and manufacturing processes

Human Capital: Positive engagement with employees and stakeholders boosts morale, increases productivity, and attracts top talent



Board of Directors

STEERING SUCCESS: OUR LEADERSHIP EXCELLENCE



Mr. R. P. Soni
Chairman



Dr. S. N. Modani
Vice Chairman



Mr. Anurag Soni
Managing Director



Mr. V. K. Sodani
Executive Director



Mr. Achintya Karati
Independent Director



Mr. T. K. Mukhopadhyay
Independent Director



Mr. Sudhir Maheshwari
Independent Director



Mrs. Aparna Sahay
Independent Director



Mr. Dinesh Chander Patwari
Independent Director



Mr. Upendra Prasad Singh
Independent Director



Mrs. Irina Garg
Independent Director

Awards

HONOURING EXCELLENCE: CELEBRATING PRESTIGIOUS ACHIEVEMENTS

The Company proudly showcases a legacy of achievement with numerous accolades recognising its contributions to the textile industry, export performance, and sustainability.



Received the TEXPROCIL Export Award 2016-17 - Gold Plaque for the Highest Exports of 'Denim Fabrics' under Category I to Sangam Denim of Year 2016-17



Ranked among the Top 500 Global Organisations of India



Received Best Productivity Award for Sangam Spinners (Dyed Yarn) in 2002



Received the Rajasthan State Award for Export Excellence in the textile sector for 2008, presented by the Hon'ble Chief Minister of Rajasthan, Smt. Vasundhara Raje.



Received Rajasthan Energy Conservation Award for the year 2009-10 by Hon'ble Chief Minister of Rajasthan, Shri. Ashok Gahlot



Awarded Gold Trophy for Export Performance to Sangam Denim of the Year 2014-15



Accorded 4-star export house status



Awarded for Textile Excellence in 2003 for Sangam Spinners by Hon'ble Shri. Narpal Singh Rajvi, Industries Minister, Government of Rajasthan



Received India's 'Power Brand Rising Star' status by the Indian Council for Market Research (ICMR) and Planman Consultancy



Received 'Rising Entrepreneur of the Year Award' for outstanding contribution to the industry and 'India Rising' by Planman Consultancy



TEXPROCIL Export Award 2022-23 Gold Trophy for the Highest Exports of Denim Fabrics under Category II



MANAGEMENT DISCUSSION & ANALYSIS



Global Economy

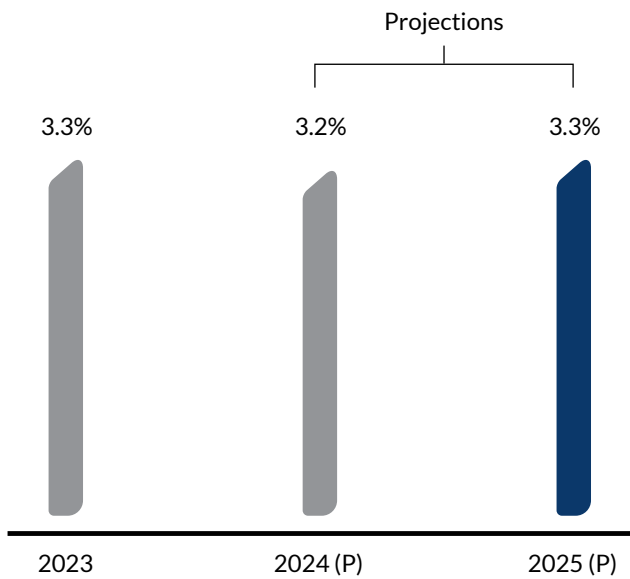
The global economy demonstrated remarkable resilience in 2023, particularly following a period of receding inflation. This resilience was evident across several key indicators, including steady employment rates and rising incomes, both buoyed by favourable demand conditions. The overall economic landscape was further enhanced by increased government spending, robust household consumption, and higher labour force participation, collectively contributing to a positive economic outlook.

The year 2023 saw substantial government spending aimed at revitalising various sectors, which played a pivotal role in stabilising the economy. Household consumption remained strong, supported by rising incomes and increased consumer confidence. Additionally, higher labour force participation

indicated a more engaged and productive workforce, further enhancing economic activity. As a result, the global economy achieved a growth rate of 3.3% for the year.

Looking ahead, the global economy is projected to maintain a steady growth trajectory, with expectations of a 3.2% increase in 2024 and a 3.3% rise in 2025. These projections suggest a moderate but consistent pace of expansion, highlighting the opportunities for continued economic resilience. However, the dynamic global landscape presents several challenges that must be navigated carefully to sustain this growth. Factors such as evolving geopolitical tensions, potential shifts in fiscal and monetary policies, and ongoing productivity concerns will play significant roles in shaping the future economic outlook.

Global Growth Projections



(Source: <https://www.imf.org/en/Publications/WEO/Issues/2024/07/16/world-economic-outlook-update-july-2024>)

Indian Economy

India continues to assert its position as the fastest-growing major economy, driven by robust domestic demand and supportive policies. The Indian economy recorded an impressive growth rate of 8.2% in 2023-24, up from 7.0% in 2022-23, showcasing its resilience and dynamism. This significant growth could be attributed to several key factors. Firstly, there was a substantial increase in capital expenditure on infrastructure development, which laid a strong foundation for long-term economic growth.

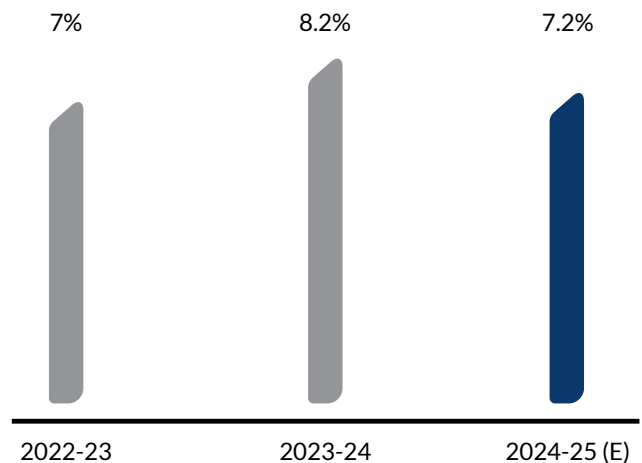
Additionally, there was a notable rise in private corporate investment, reflecting growing business confidence and expansion plans. Furthermore, improved consumer confidence spurred spending and investment, further enhancing economic momentum.

This positive growth trajectory is expected to continue into 2024-25, underpinned by several favourable trends. Improved goods exports are anticipated to drive economic activity, benefiting from a more competitive manufacturing sector and stronger global demand. Additionally, increased manufacturing productivity is expected to enhance the efficiency and output of the industrial sector, while higher agricultural output will support rural incomes and consumption.

The Government of India's enhanced focus on public capital expenditure, particularly in infrastructure projects, will continue to stimulate economic activity. Increasing private capital expenditure indicates growing business investment in capacity expansion and modernisation. The demand for credit is also rising, reflecting greater economic activity and business expansion. Moreover, moderating inflation is expected to support consumer spending and business investment, while low corporate debt levels and deleveraged balance sheets are likely to enhance financial stability and investment capacity.

These factors collectively create a robust foundation for sustained economic growth. Consequently, the Indian GDP is projected to grow by 7.2% in 2024-25, reaffirming the country's status as a key driver of global economic growth and a promising destination for investment and business development.

India's GDP Growth



(E) → Estimated

(Source: Reserve Bank of India (RBI), June Monetary Policy 2024)

Global Textile Industry

The textile market size has experienced robust growth in recent years, forecasted to increase from USD 638.03 Billion in 2023 to an expected USD 689.54 Billion in 2024, at a Y-o-Y growth of 8.1%. This growth is likely to be driven by factors such as global population increase, rising demand for manmade fibres, supportive government initiatives, strong economic growth in emerging markets, and a ban on plastic usage.

Looking ahead, the market is projected to reach USD 903.45 Billion by 2028, at a CAGR of 7.0% from 2024 to 2028. The anticipated growth can be attributed to continued global population growth and urbanisation, rapid e-commerce

expansion, rising leisure spending, increased retail penetration, and greater internet and smartphone usage. Additionally, the demand for contactless delivery solutions is expected to propel market growth further.

Key trends shaping the future of the textile market include the adoption of digital textile printing inks, non-woven and organic fibres, sustainable practices, blockchain technology in manufacturing, and digital platforms in supply chain management. Moreover, there is a growing focus on smart fabrics, robotics, automation, artificial intelligence, and strategic partnerships to develop innovative products.

Companies in the textile industry are well-positioned to capitalise on these trends by expanding their online presence, leveraging e-commerce platforms, and integrating advanced technologies. For instance, increased internet penetration and smartphone usage are enabling manufacturers to reach a broader customer base, enhancing market growth opportunities. In countries like India, e-commerce has significantly boosted sales of traditional garments, demonstrating the potential for geographic expansion and increased market exposure.

Overall, the textile market is set for continued growth, driven by technological advancements and evolving consumer preferences, providing companies with ample opportunities for innovation and expansion.

(Source: <https://www.thebusinessresearchcompany.com/report/textile-global-market-report>)

Indian Textile Market

The Indian textile and apparel market reached a size of USD 197.2 Billion in 2023 and is projected to grow to USD 592.7 Billion by 2032, thereby exhibiting a CAGR of 12.6% from 2024 to 2032. This significant growth is expected to be driven by increasing demand for premium quality clothing and footwear, government initiatives to support weavers, and the growing trend of ethically sourced sustainable materials.

USD **197.2** Billion

Market Size of Textile and Apparel Market in 2023

USD **592.7** Billion

Projected Market Size of Textile and Apparel Market in 2032

The textile industry is India's second-largest employer after agriculture, providing direct employment to 45 Million people and indirect employment to 100 Million people.

45 Million

Direct Employment Generated

The domestic textile and apparel industry in India contributes approximately 2.3 % to the country's GDP, 13% to industrial production and 12% to exports.

2.3%

Contribution of the Indian Textile Industry to the Country's GDP

The rising demand for high-quality textiles and apparel is a key factor that is positively influencing India's market. The Government of India's efforts to empower domestic textile manufacturers through production-linked incentive (PLI) schemes are boosting production capabilities. Additionally, a noticeable shift away from textile manufacturing in China and Bangladesh is benefiting the Indian textile industry.

India has a 4% share of the global trade in textiles and apparel. The cumulative exports of textiles and apparel from India between the period April 2023-March 2024 was registered at USD 34.4 Billion. The Indian textile industry is set to benefit greatly from the Government of India's ambitious export targets of USD 100 Billion by 2030 and USD 600 Billion by 2047. These goals are expected to attract increased investments, enhance the industry's global market presence, and open up new avenues for growth and

innovation. By setting these high targets, the Government of India aims to stimulate advancements in production capabilities, improve supply chain efficiencies, and align with evolving global demand trends, thereby positioning the Indian textile sector for substantial progress and success.

USD **34.4** Billion

Exports of Indian Textiles in 2023-24

USD **100** Billion

Targeted Exports of Indian Textiles by 2030

USD **600** Billion

Targeted Exports of Indian Textiles by 2047

4%

Share of Global Trade in Textiles and Apparel

Trends such as the use of sustainable and ethically sourced materials, including vegan leather and plant-based faux fur, are gaining traction. Companies are minimising the use of toxic chemicals in textile processing to reduce water pollution. The increasing use of silk and leather by luxury brands for clothing, bags, and footwear is also driving market growth.

The expansion of e-commerce platforms and online distribution channels for premium fabrics and apparel is providing a favourable market outlook. Furthermore,

growing awareness of the environmental impacts of fast fashion is increasing demand for durable and long-lasting clothing and footwear.

(Source: [Indian Textile and Apparel Market Size, Share, Report 2024-32 \(imarcgroup.com\)](https://www.imarcgroup.com)

https://www.business-standard.com/industry/news/govt-to-give-focused-attention-to-promote-textiles-exports-says-secy-124051200107_1.html

<https://economictimes.indiatimes.com/industry/cons-products/garments-/textiles/budget-2024-sitharaman-can-help-stitch-indian-textile-industries-golden-fortune-with-pli-extension-to-garment-sector-msme-funding/articleshow/111502300.cms?from=mdr>

<https://www.investindia.gov.in/sector/textiles-apparel>



Man-Made Fibre

India's man-made fibre (MMF) sector is promising, driven by several factors, including the growing use of non-woven and technical textiles, evolving consumer trends such as increased focus on fitness and hygiene, rising brand consciousness, rapidly changing fashion trends, and the growing participation of women in the workforce. These trends are expected to significantly boost the demand for man-made fibres, with India's MMF textile and apparel export reaching USD 4.68 Billion for 2023-24. The industry anticipates that India's exports of man-made fibre (MMF) textiles will reach USD 11.4 Billion by 2030.

USD **4.68** Billion

Exports of Indian Man-Made Fibres in 2023-24

USD **11.4** Billion

Targeted Exports Indian Man-Made Fibres by 2030

While India has traditionally been centred on cotton textiles, the global shift towards man-made fibres is becoming increasingly evident. To capitalise on this growth potential and the employment opportunities within the MMF sector, the Government of India has introduced the Production Linked Incentive (PLI) Scheme for textiles. This scheme, with a sanctioned budget of ₹ 10,683 Crore for the period 2021 to 2026, is designed to boost the production of MMF apparel, fabrics, and technical textiles. The objective is to scale up the textile sector, making it more competitive and efficient.

₹ **10,683** Crore

PLI Scheme Outlay from 2021 to 2026

India is already a significant player in the global man-made fibre market, being the second-largest producer. The country currently produces over 1,441 Million kg of man-made fibres and more than 3,000 Million kg of man-made filaments. The MMF value chain in India is well-integrated, encompassing both upstream and downstream processes from raw materials to finished products, which supports the sector's robust growth and development.

(Source: <https://www.investindia.gov.in/sector/textiles-apparel/man-made-fibres#:~:text=India's%20export%20of%20MMF%20textiles,Bn%20for%20FY%202023%2D24>.)

Manmade fibre textiles exports to rise 75% by 2030: Textile industry - The Economic Times ([indiaindian.com](https://www.economictimes.com))



Cotton Yarn

The cotton yarn industry is experiencing a dynamic phase with a mix of established and emerging export markets driving growth. During the last fiscal year, the top five export destinations for cotton yarn, fabrics, made-ups, and handlooms from India were USA, Bangladesh, China, Sri Lanka, and the UAE. USA remains the dominant market, accounting for over 25% of India's total exports in this sector, followed by Bangladesh at 16%, China at 6.6%, Sri Lanka at 4.4%, and the UAE at 2.35%.

25%

Cotton Exports to USA

In 2023-24, the industry expanded its global footprint by exploring new markets such as Anguilla, Serbia, Georgia, Sweden, Cyprus, Azerbaijan, and Iran. Additionally, new opportunities are being pursued in Zambia, Cote D'Ivoire, Sierra Leone, and Russia. Industry experts highlight Brazil and Vietnam as promising markets for future shipments.

India maintains its position as the world's largest cotton producer, accounting for 23% of global production. This significant production capacity supports India's substantial cotton yarn exports, which average around USD 1 Billion per month. Despite a 3.11% decline in India's total merchandise exports to USD 437 Billion and a reduction in imports to USD 677.24 Billion in 2023-24, the cotton yarn sector is poised for growth.

USD **1** Billion

Exports per Month in 2023-24

USD **437** Billion

India's Total Merchandise Exports in 2023-24

The industry is set to benefit from favourable conditions despite the ongoing El Niño year, which is expected to impact global cotton production. While prospects for cotton production in USA appear bleak, India is well-positioned to capture a larger share of the international market.

(Source: https://www.business-standard.com/industry/news/cotton-yarn-fabric-handloom-exports-up-7-to-11-7-bn-in-fy24-shows-data-124042601150_1.html)

<https://www.financialexpress.com/business/industry-size-of-indias-textile-industry-to-double-by-2030-report-3284688/>)



Activewear Segment

The Activewear market has been on a consistent upward trajectory since the introduction of athleisure in the 2010s, driven by a blend of fashion, innovation and changing consumer lifestyles. The convenience offered by activewear has significantly contributed to its growing appeal, aligning with the modern preference for versatile clothing suitable for both workouts and everyday activities.

Youth population growth is expected to be a key driver for the industry as younger consumers increasingly embrace activewear as part of their daily attire. Additionally, the rising popularity of sports and fitness activities in India is further propelling demand, with consumers seeking high-performance and stylish options for their active lifestyles.

Sustainability remains a crucial focus within the fashion industry, and activewear is no exception. The sector is likely to see continued emphasis on eco-friendly materials and practices, reflecting broader trends towards environmental responsibility and ethical production. As these trends evolve, the activewear market is poised for sustained growth, capitalising on demographic shifts and a growing commitment to sustainable fashion practices.

(Source: <https://www.shape.com/activewear-trends-fall-2023-7565394>)



Women's inner and comfort wear, which represents 60% of the market, is the primary driver behind this expansion. In contrast, men's innerwear accounts for 30%, and children's innerwear holds a 10% share. However, the latter two segments are also anticipated to grow, driven by evolving fashion trends and changing attitudes among parents. The innerwear market epitomises India's progressive mindset and dynamic consumer culture as the country continues to adapt to shifting fashion and self-expression trends.



Women's
60%

Men's
30%

Kids
10%

(Source: [Images Business Of Fashion - September 2023 - India Retailing Book Store](#))

Innerwear Segment

India's innerwear market has experienced substantial growth over the past decade. Valued at ₹ 61,091 Crore in 2023, the market is projected to reach ₹ 75,466 Crore by 2025, reflecting a CAGR of 11.2%. This growth can be attributed to several factors, including increased awareness and acceptance of lingerie as a daily essential and fashion item, a burgeoning middle class with higher disposable incomes, and the growing impact of celebrity endorsements.

₹ **61,091** Crore

India's Innerwear Market Value in 2023

₹ **75,466** Crore

Expected Value of India's Innerwear Market by 2025

Government Initiatives

PM MITRA: Pradhan Mantri Mega Integrated Textile Region and Apparel

The PM MITRA scheme is a government initiative aimed at establishing Mega Integrated Textile Regions and Apparel Parks across India to boost investment, innovation, and growth in the textile industry. The scheme follows the Hon'ble Prime Minister's 5F vision and involves collaborative efforts between the Centre and State Governments to build high-quality industrial infrastructure. Managed by a Special Purpose Vehicle (SPV), each park benefits from financial support and competitive incentives. With a total investment of ₹ 4,445 Crore, PM MITRA Parks are set to enhance the textile value chain, reduce logistics costs, and generate substantial employment by 2026-27, aligning with the United Nations' Sustainable Development Goals (SDGs).

Production-Linked Incentive Scheme

The Production-Linked Incentive (PLI) Scheme is designed to bolster domestic manufacturing and reduce imports, with a focus on the textile industry. By offering incentives based on cumulative sales of domestically produced goods, the scheme targets man-made fibre (MMF) apparel, fabrics, and technical textiles. It includes two parts: Part 1 requires a minimum investment of ₹ 3 Billion and a turnover of ₹ 6 Billion, while Part 2 demands ₹ 1 Billion investment and ₹ 2 Billion turnover. Sixty-four eligible textile investors will benefit from the scheme over five years, aiming to enhance production capacity and create employment opportunities.

Samarth Initiative

The Samarth initiative, led by the Ministry of Textiles, Government of India, is a pivotal skill development programme for the textile sector. Launched to enhance industry skills, it was aimed at training 1 Million individuals from 2017 to 2020, covering the entire textile value chain except spinning and weaving. The scheme significantly impacts the labour-intensive textiles and garments industry, which employs 45 Million people in India. With a focus on both organised and traditional sectors and over 85% of beneficiaries being women, Samarth emphasises gender inclusivity. The programme, operational until March 2024, boasts a 70% placement rate for organised-sector courses and is crucial for building a skilled workforce and fostering industry growth.

National Technical Textiles Mission (NTTM)

Launched with an outlay of ₹ 1,480 Crore, the NTTM focusses on promoting the use of technical textiles across various sectors. Key pillars of the mission include research, innovation, market development, education, training, and export promotion. The mission has been extended until March 2026, with additional support for indigenous development of high-end machinery and quality control orders for various textile items.

(Source: [Top 4 Government Initiatives for the Indian Textile Industry \(theirnbazaar.com\)](https://www.theirnbazaar.com)
<https://pib.gov.in/PressReleasePage.aspx?PRID=1989149>)

Opportunities

1. Embracing a Circular Approach to Sustainability

The Indian textile industry is witnessing a growing emphasis on sustainability, transcending beyond organic cotton and improved working conditions. Companies are now overhauling their entire value chain, from raw material sourcing to production, supply chain management, and waste recycling, shifting from a linear to a circular model. This comprehensive strategy addresses both pre- and post-consumer waste, positioning sustainability as a fundamental element of the industry's future.

2. Rise of Technical Textiles: The Future of Fabric Innovation

The technical textiles sector is making strides by producing advanced fabrics through the application of cutting-edge technology to both natural and synthetic fibres. Emphasising durability, insulation, and heat resistance, fabrics like Nomex, Kevlar, and Spandex are finding applications across healthcare, automotive, construction, and security sectors. The growing demand for technical textiles, especially in medical, eco-friendly, industrial, sports, healthcare, automotive, and housing applications, is set to shape the future trajectory of the textile industry.

3. Expanding Horizons for Man-Made Fibres

India, the world's second-largest producer of man-made fibres, is crucial to the textile sector, with these fibres making up nearly 100% of non-cotton and blended fabrics. The country produces 1,441 Million kilograms of synthetic fibres and over 3,000 Million kilograms of synthetic filaments. With their versatility, durability, and resistance to high-speed machinery, man-made fibres like viscose and polyester are pivotal to the industry, enabling it to adapt swiftly to market demands.

4. Elevating Yarn Quality: Meeting Modern Expectations

In today's garment manufacturing landscape, quality has surpassed price as the primary concern. The focus on quality encompasses durability, aesthetics, functionality, and adherence to standards. As consumers prioritise value and reliability, manufacturers are increasingly tasked with meeting these heightened expectations, making quality a central component in garment production.

5. The Rising Appeal of Natural Fibres

As sustainability gains traction, the textile industry is experiencing a surge in demand for natural fibres such as cotton, silk, linen, wool, jute, and cashmere. These fibres are integral to the Indian textiles sector, which is projected to grow from USD 138 Billion to USD 195 Billion by 2025. Renowned for their eco-friendly characteristics and lightweight durability, natural fibres are being championed by China, India, and USA to drive global textile growth. As the trend towards sustainable fashion continues, natural fibres are set to remain a key focus in the industry.

(Source: <https://www.fibre2fashion.com/industry-article/9847/industry-trends-for-2024>)

Threats

Rising Material Costs

The industry is grappling with high material prices, which have been a persistent issue. Fluctuations in the costs of essential raw materials, such as cotton and synthetic fibres, can lead to increased production expenses, affecting profit margins.

Low Export Demand

A notable decline in export demand has been observed, with textile and apparel exports registering a decrease of 3.24% in 2023-24 compared to the previous year. This downturn is attributed to various global economic factors, including geopolitical tensions that affect international trade dynamics.

Geopolitical Uncertainties

The ongoing geopolitical conflicts, particularly the situation stemming from the Russia-Ukraine war, have disrupted supply chains and created uncertainties in the global market. These conflicts contribute to a slowdown in demand for goods, further impacting the textile sector.

Competition from Low-Cost Producers

India is losing ground to competitors like Bangladesh and Vietnam, which benefit from lower labour costs and more favourable trade agreements. This competition poses a challenge for Indian manufacturers to maintain their market share in the global textile landscape.

Inflationary Pressures

The industry is also facing high inflationary pressures, which affect consumer spending and overall economic stability. As inflation rises, consumers may cut back on discretionary spending, impacting demand for textile products.

Lack of Product Diversification

The Indian textile industry has been criticised for its lack of product diversification. This limitation makes it vulnerable to shifts in consumer preferences and market demands, necessitating a broader range of offerings to stay competitive.

Company Profile

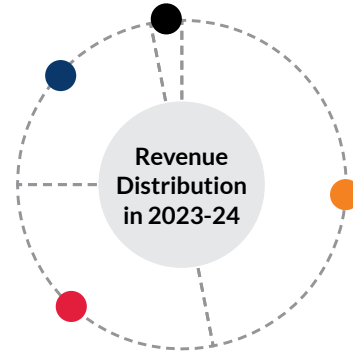
Sangam (India) Limited (referred to as 'SIL' or 'The Company'), established in 1984, operates at the forefront of textile and garment manufacturing, leveraging over 40 years of industry experience. With a diversified portfolio that includes PV-blended dyed fabrics, grey yarn, textured yarn, cotton spun and open-end yarn, fabric processing, cotton knitted fabrics, synthetic blends, denim, and garments, SIL has carved out a significant niche in the industry.

The Company's production facilities, located in the Bhilwara district, showcase advanced technology and a skilled workforce. These state-of-the-art sites position SIL as

a leading producer of PV-dyed yarn in a single location. Expanding its footprint globally, SIL reaches over 50 countries, establishing a strong presence with flagship brands like Sangam Suiting, Sangam Denim, and C9 Air Wear.

With its extensive experience, SIL has built a client base as diverse as its product range, encompassing renowned brands such as Banswara Syntex, Siyaram, BSL, Vimal, RSWM Limited, Arvind Limited, Marks & Spencer, Reliance Trends, Zivame, Myntra, Lifestyle International and Westside. This broad portfolio reflects the Company's commitment to excellence and its strategic growth in both domestic and international markets.

Overview of Production Divisions



Yarn 47% Denim Fabric 28% PV Fabric 22% Garment 3%

Company Genesis

Particulars	As of 31 st March, 2022	As of 31 st March, 2023	As of 31 st March, 2024
Spindles (nos.)	2,63,280	2,65,875	2,97,744
Open-End Rotors (nos.)	2,568	2,664	2,664
Texturising Machines (nos.)	3	3	3
Knitting Machines (nos.)	22	26	26
Denim Fabric Processing Lines (nos.)	5	5	5
Indigo Rope Dyeing Range (M/C (nos.))	1	1	1
Weaving Machines (no. of looms)	524	524	562
Fabric Processing (MMPA)	72	72	72
Seamless Garments Knitting Machines (nos.)	58	58	114
Captive Solar Power Plants (in MW)	13	13	17
Wind Power Plants (in MW) in Jaisalmer	5	5	5

Parameters	Yarn	Fabric	Garments
Revenue Contribution (2023-24)	PV Yarn: 27%	PV Fabric: 22%	Garments: 3%
	Cotton Yarn: 20%	Denim Fabric: 28%	
Geographical Revenue Distribution	Domestic: 69%	Domestic: 60%	Domestic: 96%
	Exports: 31%	Exports: 40%	Exports: 4%
Market Position	SIL is a leading producer of PV-dyed yarn in India and holds a position as a price-maker in the market	One of the largest exporters with exports to 50+ countries and market leader of Denim fabric in the country	India's largest manufacturer of seamless garments
Customer	Manufacturer of synthetic and cotton fabric	Manufacturer of synthetic & denim garments and apparel	Retail customers

Parameters	Yarn	Fabric	Garments
Demand Drivers	PV Yarn: Driven by the demand for cost-effective, durable, and versatile fabrics in various end-uses, including fashion and industrial applications	PV Fabric: Boosted by its affordability, durability, and easy-care properties, catering to both everyday wear and formal garments	Seamless Garments: Increased by the growing trend towards comfort, innovation in fashion technology, and the rise in demand for high-quality, seamless apparel among retail customers
	Cotton Yarn: Influenced by the increasing preference for natural fibres and the growing apparel industry's demand for comfortable and breathable fabrics	Cotton Fabric: Demand is driven by its natural, breathable qualities and rising consumer preference for eco-friendly and sustainable textile options	

Operational Highlights of 2023-24

Marked 40 successful years of operations	Improved capacity utilisation across all segments	Successful completion of scheduled Denim and Synthetic fabric CAPEX
Expanded presence in over 50 countries around the world	Focussed on moving up the value chain from yarn to fabric and garments	TEXPROCIL Export Award 2022-23 Gold Trophy for the Highest Exports of Denim Fabrics under Category II

Financial Performance

Key Financial Ratios

Particulars	2022-23	2023-24	Change (%)
Key Financial Ratios			
Debt-equity ratio (x)	0.91	1.02	11.9
Interest coverage ratio (x)	5.95	3.22	(45.9)
Liquidity Ratios			
Current ratio (x) (incl. current maturities of long-term debt)	1.23	1.27	3.2
Current ratio (x) (excl. current maturities of long-term debt)	1.31	1.34	2.2
Debtors' turnover (no. of days)	49	56	13.6
Inventory turnover ratio (no. of days)	94	103	9.9
Profitability Ratios			
Operating profit margin (%)	11.10	7.73	(30.4)
Net profit margin (%)	4.95	1.44	(71.0)
Return on net worth (%)	15.16	3.86	(74.5)

Risks

SIL has established a robust framework for risk management, encompassing risk identification, assessment, mitigation, and reporting. The Risk Management Committee systematically identifies various risks that could impact operations, such as business dynamics, market fluctuations, political instability, environmental concerns, and liquidity issues. Following this, SIL evaluates these risks and formulates strategies to mitigate them effectively.

Human Resources

The success of an organisation is deeply intertwined with employee satisfaction. At SIL, significant importance is placed on cultivating a diverse workforce and valuing the distinct contributions of each individual. Recognising intellectual capital as a vital asset, the Company understands that losing this valuable resource could adversely affect its performance. Thus, SIL focusses on attracting and retaining skilled employees while also nurturing a work environment that is fulfilling, safe, welcoming, and conducive to career advancement.

In the past year, the Company embarked on various initiatives to refine its HR systems and introduced new tools aimed at enhancing the employee experience. These efforts encompass leadership development, succession planning, performance management, employee engagement, and strengthening employer branding.

SIL has established a structured learning and development framework to encourage continuous learning and skill enhancement among its staff. As of 31st March, 2024, the Company employed over 10727 individuals across different locations and departments.

By prioritising a diverse and engaged workforce, SIL is making significant strides towards achieving long-term success and growth.

Internal Control Systems

SIL upholds robust and effective internal control systems that match the scale and complexity of its operations. These systems are designed to ensure that transactions receive proper management authorisation and are integrated at all organisational levels. They facilitate compliance with statutory and regulatory standards for internal controls and ensure the accurate recording of both financial and operational data, adhering to generally accepted accounting principles. Additionally, these controls provide adequate protection against significant asset misappropriation or loss. A key element of SIL's internal control framework is its independent internal audit function, supported by a comprehensive internal audit programme and regular evaluations conducted by Management and the Board's Audit Committee.

Cautionary Statement

Statements made in this Management Discussion and Analysis Report may contain certain forward-looking statements based on various assumptions about the Company's present and future business strategies and the environment in which it operates. Actual results may differ substantially or materially from those expressed or implied due to risks and uncertainties. These risks and uncertainties include the effects of economic and political conditions in India and abroad, volatility in interest rates and the securities market, new regulations and government policies that may impact the Company's businesses, as well as the ability to implement its strategies. The information contained herein is as of the date referenced, and the Company does not undertake any obligation to update these statements. The Company has obtained all market data and other information from sources believed to be reliable or its internal estimates, although its accuracy or completeness cannot be guaranteed.



BOARD'S REPORT

To the Members

The Board of Directors presents the 38th Annual Report of the Company together with the Audited Standalone and Consolidated Financial Statements for the Financial Year ended 31st March, 2024.

FINANCIAL PERFORMANCE AND HIGHLIGHTS

The audited financial statements (standalone and consolidated) prepared by the Company, in accordance with the Indian Accounting Standards [Ind AS], are provided in the Annual Report of the Company. The highlights of financial performance (standalone and consolidated) of the Company for the financial year ended 31st March, 2024 are as under:

(₹ in Crore)

Particulars	Standalone		Consolidated	
	Current Year 2023-24	Previous Year 2022-23	Current Year 2023-24	Previous Year 2022-23
Revenue from Operations	2647.97	2,715.30	2628.06	2,712.30
Profit before Tax & Depreciation after Exceptional Items	143.83	239.66	150.20	239.05
Depreciation	90.91	78.17	96.81	79.39
Profit before Tax	52.92	161.49	53.39	159.66
Tax Expense				
Current Tax	10.97	39.20	10.97	39.20
Deferred Tax	4.14	(5.63)	1.88	(3.46)
Tax Expense for Earlier Years	(0.28)	(6.62)	(0.28)	(6.62)
Profit for the year	38.09	134.54	40.82	130.54

OPERATIONAL RESULTS AND STATE OF AFFAIRS

Standalone

The Company's Revenue from Operations during 2023-24 is ₹ 2,647.97 Crore as against ₹ 2,715.30 Crore during previous year.

The Profit before depreciation and tax (PBDT) is ₹ 143.83 Crore during 2023-2024 as against ₹ 239.66 Crore in previous year. The Net Profit after tax of the Company is ₹ 38.09 Crore in the current year as against ₹ 134.54 Crore in previous year.

Consolidated

The Company Revenue from Operations during 2023-24 is ₹ 2,628.06 Crore as against ₹ 2,712.30 Crore during previous year. The Net Profit after tax of the Company is ₹ 40.82 Crore in the current year as against ₹ 130.54 Crore in previous year.

During the year, the Company's had export revenue of ₹ 867 Crore as against ₹ 757 Crore in previous year. The exports constituted about 33% of the total revenue of the Company.

EXPANSION PROGRAMME

SPINNING DIVISION

The Company has planned expansion & modernisation of its spinning unit situated at Village Sareri, Bhilwara (Raj.) with a financial outlay of ₹ 344,00 Lakhs, for which the financial closure

has been made successfully with its bankers with a term loan of ₹ 258,00 Lakhs and the balance by internal accruals.

WEAVING DIVISION

The Company has planned expansion & modernisation of its weaving unit situated at Village Atun, Chittorgarh Road, Bhilwara (Raj.) with a financial outlay of ₹ 16,061 Lakhs, for which the financial closure has been made successfully with its bankers with a term loan of ₹ 12,000 Lakhs and the balance by internal accruals.

TRANSFER TO RESERVE

The Board of Directors of the Company has not proposed to transfer any amount to General Reserve of the Company during the period under review.

DIVIDEND

The Board of Directors is pleased to recommend a dividend of ₹ 2/- per Equity Share of the face value of ₹ 10/- each (@20%) for the 2023-24, subject to the approval of the shareholders at this Annual General Meeting.

CHANGE IN CAPITAL STRUCTURE

The paid-up share capital of your company increased by ₹ 4504.65 Lakhs to ₹ 5024.65 Lakhs during the year under review.

BOARD'S REPORT (CONTD.)

The Board of Director of the Company, in its meeting held on 13th December, 2021, has allotted 57,00,000 Warrants at a price of ₹ 180/- convertible into similar number of equity shares of ₹ 10/- each to Investor, Promoters and Promoter(s) group of the Company on preferential basis.

Out of the total 57,00,000 Warrants, the warrant holders holding 5,00,000 warrants had exercised their right of conversion of warrants into equity shares and 5,00,000 equity shares of ₹ 10/- each fully paid up at a Premium of ₹ 170/- per share has been allotted on 28th September, 2022.

During the year under review, the warrant holders holding 52,00,000 warrants have exercised their right of conversion of warrants into equity shares and the Board of Directors have allotted 37,00,000 Equity Shares on 28th April, 2023 and 15,00,000 Equity Shares on 2nd June 2023 .

EMPLOYEES BENEFITS SCHEME(S)

During the year under review, the shareholders of the Company has approved the amendment to Sangam (India) Limited Employees Stock Option Scheme- 2022 (ESOP Scheme, 2022) in the Annual General Meeting held on 22nd September, 2023. The pool of the ESOP Scheme, 2022 is 22,50,000 Options which shall be convertible into equal number of shares.

During the year, the Company has granted 1,28,000 (One Lakh Twenty Eight Thousand) Stock Options under (ESOP Scheme, 2022) to the eligible employees of the Company and of its Subsidiary Company.

The (ESOP Scheme, 2022) is in compliance with SEBI (Share Based Employee Benefits and Sweat Equity) Regulations, 2021. The ESOP Scheme, 2022 of the Company has been implemented in accordance with the SEBI (S B E B SE) Regulations and the resolutions passed by the shareholders approving the said plan.

A certificate from the Secretarial Auditor of the Company in this regard would be available at the Annual General Meeting for the inspection by the Members.

The weblink of the Disclosure with respect to the ESOP Scheme, 2022 of the Company in pursuant to Regulation 14 of the Securities and Exchange Board of India (Share Based Employee Benefits and Sweat Equity) Regulations, 2021 as per Part-F of Schedule-I of the said regulations is <https://sangamgroup.com/financials/Handbook/esopdisclosure.pdf>

WHOLLY OWNED SUBSIDIARY COMPANY

Sangam Venture Limited ("SVL") is Wholly Owned Subsidiary of the Company to setup a world class plant for seamless garments. The product range comprises of garments in

various blends such as polyamide, spandex, polypropylene and natural fibres.

Your Company does not have any associate company/ Joint venture

In accordance with Section 129(3) of the Companies Act, 2013 ("Act"), the Company has prepared a Consolidated Financial Statements of the Company, which is forming part of the Annual Report. In accordance with Section 136 of the Companies Act, 2013, the Audited Financial Statements including Consolidated Financial statements, Auditors' Report and every other document and related information of the Company, wherever applicable, are available on the Company's website www.sangamgroup.com.

The Statement containing salient features of the financial statement of Subsidiaries/Associate Companies/Joint Ventures (Pursuant to first proviso to sub-section (3) of section 129 read with rule 5 of Companies (Accounts) Rules, 2014 is annexed as **Annexure I**.

The Company has adopted the policy for determining material subsidiaries in term of Regulation 16(1)(c) of SEBI (LODR) Regulations, 2015 as amended from time to time and the policy may be accessed on the Company's website at weblink: <https://sangamgroup.com/financials/Policies/Material%20Subsidiaries%20Policy.pdf>

CONSOLIDATED FINANCIAL STATEMENTS

The Audited Consolidated Financial Statements for the Financial Year ended 31st March, 2024, based on the financial statements received from Wholly Owned Subsidiary Company as approved by the Board of Directors, have been prepared in accordance with the applicable accounting standards as prescribed under the Companies (Accounts) Rules, 2014 of the Companies Act, 2013 ("the Act") and forms an integral part of this Annual Report.

UNCLAIMED DIVIDEND AND SHARES

In accordance with the provisions of Sections 124, 125 and other applicable provisions, if any, of the Companies Act, 2013 read with the IEPF Authority (Accounting, Audit, Transfer and Refund) Rules, 2016 (hereinafter referred to as "IEPF Rules") (including any statutory modification(s) or re-enactment(s) thereof for the time being in force), mandates the companies to transfer the amount of dividend, which remained unclaimed, for a period of seven years, from the unpaid dividend account to the Investor Education and Protection Fund (IEPF). Further, the Rules also mandate that all the shares in respect of which dividend has not been paid or claimed for seven consecutive years or more shall be transferred by the Company in the name of IEPF.



BOARD'S REPORT (CONTD.)

During the years under review, the Company has transferred the unclaimed dividend of ₹ 4,06,672 to IEPF. The shareholders may note that both the unclaimed dividend and corresponding shares, which has been transferred to IEPF, including all benefits arising on such shares, can be claimed from IEPF as per the procedure provided under the applicable provisions of the Companies Act, 2013.

The details of the unclaimed dividends and shares so transferred have been uploaded in the Company's website <https://sangamgroup.com/investors-handbook/>

PUBLIC DEPOSITS

During the year under review, the Company has neither invited nor accepted any deposits within the meaning of Section 73 to 76 of the Companies Act, 2013 and rules made thereunder.

PARTICULARS OF LOANS GIVEN, INVESTMENTS MADE, GUARANTEES GIVEN AND SECURITIES PROVIDED

Particulars of loans given, investments made, guarantees given and securities covered under Section 186 of the Companies Act, 2013 form part of the notes to the Standalone Financial Statements of the Company.

PARTICULARS OF CONTRACTS AND ARRANGEMENTS WITH RELATED PARTIES

All related party transactions during the financial year were on arm's length basis and in the ordinary course of business. These transactions were made in compliance with the applicable provisions of the Companies Act, 2013 and the SEBI (LODR) Regulations. There are no material significant related party transactions made by the Company with Promoters, Directors, Key Managerial Personnel or other designated persons and their relatives which may have a potential conflict with the interest of the Company at large.

The particulars of contracts or arrangements with related parties referred to Section 188(1) of the Act, in the prescribed form AOC-2 is annexed to the Board's Report as **Annexure II**.

All related party transactions made during the year were placed before the Audit Committee and the Board of Directors for their review and approval. Prior omnibus approval of the Audit Committee has been taken on an annual basis for the transactions which are repetitive in nature and omnibus approvals are taken as per the policy laid down for unforeseen transactions. The statement of all the Related party transactions entered were placed before the Audit Committee for its review on a quarterly basis, specifying the nature, value and terms and conditions of the transactions. There was no material subsidiary company as defined in Regulation 16(c) of the SEBI (Listing Obligations and Disclosure Requirements) Regulations, 2015.

The Related party transactions entered during the financial year under review are disclosed in Notes to the financial statements of the Company for the financial year ended 31st March, 2024.

The policy on Related Party Transactions as approved by the Board is available on the website of the Company's at weblink: <https://sangamgroup.com/investors-handbook/>

DIRECTOR AND KEY MANAGERIAL PERSONNEL

The Board of Directors consisted of 9 (Nine) members, of which 5 (Five) are Independent Directors. The Board also comprises of one woman Independent Director.

In terms of the provisions of Section 152(6) of the Companies Act, 2013, Dr. Shri Niwas Modani, Vice Chairman & Whole-time Director of the Company is liable to retire by rotation and being eligible, offers himself for re-appointment at the ensuing Annual General Meeting. The Nomination and Remuneration Committee and the Board recommend his re-appointment for the consideration of the Members of the Company at the ensuing Annual General Meeting.

During the year under review, following changes in Directors and KMPs took place:

- Appointment of Mr. Anurag Soni (DIN: 03407094) as Managing Director of the Company for a term of five years w.e.f. 10th August, 2023.
- Appointment of Dr. S. N Modani (DIN: 00401498) as a Whole Time Director designated as Vice Chairman of the Company for a term of five years w.e.f. 10th August, 2023.
- Appointment of Mr. S.R.Dakhera as Chief Financial Officer of the Company w.e.f. 10th August, 2023.
- Smt. Aparna Sahay has been appointed as Director in the category of Non-Executive-Independent Director of the Company w.e.f. 26th October, 2023 to hold office for a term of one year.
- Resignation of Mr. Anil Kumar Jain as the Company Secretary of the Company w.e.f. 10th February, 2024.

The Key Managerial Personnel ("KMP") of your Company are Mr. R.P. Soni, Chairman, Dr. S.N. Modani, Vice Chairman, Mr. Anurag Soni, Managing Director, Mr. V.K. Sodani, Whole Time Director and Mr. S.R.Dakhera, Chief Financial Officer.

All Independent Directors have given declarations that they meet the criteria of independence as laid down under Section 149(6) of the Companies Act, 2013 and Regulation 16 (1)(b) of SEBI (Listing Obligations and Disclosure Requirements) Regulations, 2015 and confirmation that

BOARD'S REPORT (CONTD.)

they have complied with the Code of Independent Directors prescribed in the Schedule IV of the Companies Act, 2013. The terms and conditions for the appointment of the Independent Directors are disclosed on the website of the Company.

After the end of the Financial Year to the date of this Board Report, the Board of Directors has appointed Mr. Arjun Agal as Company Secretary of the Company w.e.f. 31st July, 2024.

The second term of 5 years of Mr. Tapan Kuamr Mukhopadhyay; Mr. Achintya Karati is being completed at the conclusion of this Annual General Meeting.

In consideration of the provisions of Regulation 17(1E) of the SEBI (LODR) Regulations, 2015, the Board of Directors in its meeting held on 12th August, 2024 has appointed Mr. Dinesh Chander Patwari (DIN: 10060352); Mr. Upendra Prasad Singh (DIN: 00354985) and Ms. Irina Garg (DIN:10732703) as Independent Directors of the Company for a period of Three years with effect from 12.08.2024 to 11.08.2027. The Board recommended the resolutions for the approval of their appointment in this Annual General Meeting in terms of Section 152 of the Companies Act, 2013 and Regulation 17(1C) of the SEBI (LODR) Regulations, 2015.

NOMINATION AND REMUNERATION POLICY OF THE COMPANY RELATING TO DIRECTORS' APPOINTMENT, PAYMENT OF REMUNERATION AND DISCHARGE OF THEIR DUTIES

The Nomination and Remuneration Policy has been in place for the appointment of Directors and Senior Management and fixation of their remuneration. The Nomination and Remuneration Committee and Board reviewed the performance of Board, its committee and all Individual Directors of the Company and expressed its satisfaction over the performance of them.

The Independent Directors of the Company held their meeting separately to review the performance of non-independent directors, Chairperson and Board as a whole along with review of quality, quantity and timeliness of flow of information between Board and management and expressed their satisfaction over the same. The Nomination and Remuneration Policy is available under the weblink <https://sangamgroup.com/financials/Policies/Remuneration%20Policy.pdf>

BOARD OF DIRECTORS AND MEETINGS

The members of the Board of Directors of the Company are eminent persons of proven competence and integrity. Besides experience, strong financial acumen, strategic astuteness and leadership qualities, they have a significant degree of commitment towards the Company and devote

adequate time to the meetings and preparation for attending the meetings.

The Board meets at regular intervals to discuss and decide on Company's business policy and strategy apart from other Board businesses. The Board exhibits strong operational oversight with regular presentations in every quarterly meeting.

Four meetings of the Board were held during the year. The detail of meetings of the Board held during the year forms part of the Corporate Governance Report. The maximum interval between any two consecutive meeting did not exceed 120 days as prescribed under the Act.

The Company recognises and embraces the benefits of having a diverse Board of Directors to enhance the quality of its performance. The Company considers increasing diversity at Board level as an essential element in maintaining a competitive advantage in the complex business that it operates. The identified key skills/expertise/ competencies of the Board and mapping with individual director are provided in the 'Corporate Governance Report', forms a part of this Report.

The Composition of the Board and its committee has also been given in the report on Corporate Governance.

SECRETARIAL STANDARDS

The Directors have devised proper systems and processes for complying with the requirements of applicable Secretarial Standards issued by the Institute of Company Secretaries of India ('ICSI') and that such systems has been adequate and operating effectively and the Company has complied with all applicable Secretarial Standards during the year underreview.

AUDIT COMMITTEE

The Audit Committee has been constituted by our Board in accordance with Section 177 of the Companies Act, 2013 and Regulation 18 of the SEBI (Listing Obligations and Disclosure Requirements) Regulations, 2015 i.e. Listing Regulations. The composition, quorum, terms of reference, functions, powers, roles and scope are in accordance with Section 177 of the Companies Act, 2013 and the provisions of Regulation 18 of the Listing Regulations, 2015. All the members of the committee are financially literate and Mr. Achintya Karati, Chairman of the Committee is an Independent Director and possesses financial expertise.

The details regarding composition, terms of references, powers, functions, scope, meetings and attendance of members are included in Corporate Governance Report which forms part of the Annual Report.



BOARD'S REPORT (CONTD.)

MATERIAL CHANGES AND COMMITMENT IF ANY AFFECTING THE FINANCIAL POSITION OF THE COMPANY OCCURRED BETWEEN THE END OF THE FINANCIAL YEAR TO WHICH THE FINANCIAL STATEMENTS RELATE AND THE DATE OF THIS REPORT

There are no material changes or commitments affecting the financial position or business activities of the Company between the end of the Financial Year and the date of this Board's Report.

FAMILIARIZATION PROGRAMME FOR INDEPENDENT DIRECTORS

Your Company has formulated familiarisation programme for the Independent Directors to familiarise them with their role, rights and responsibility as Directors, the working of the Company, nature of the industry in which the Company operates, business model of the Company etc. The details of such familiarisation programme is available on the website of the Company at the weblink: <http://www.sangamgroup.com/financials/Policies/FP%20Policy.pdf>

CORPORATE SOCIAL RESPONSIBILITY (CSR)

Your Company is committed to make a positive contribution to communities where it operates. Pursuant to Section 135 of the Companies Act, 2013, the Company constituted CSR committee and formulated CSR Policy as guiding principle for undertaking CSR activities. The Company's vision on CSR is that the Company being a responsible Corporate entity would continue to make endeavors for improvement in quality of life and betterment of society through its CSR related initiatives.

During the current year, the Company has spent ₹ 228.17 Lakhs on CSR activities by itself and through implementing agencies. The disclosures of CSR activities pursuant to Section 134(3) of the Companies Act, 2013 read with Rule 9 of Companies (Corporate Social Responsibility) Rules, 2014 is annexed as Annexure – III hereto and form part of this report.

RISK MANAGEMENT POLICY

The Risk Management policy is formulated and implemented by the Company in compliance with the provisions of the Companies Act, 2013 and SEBI (Listing Obligations and Disclosure Requirements) Regulations, 2015. The policy aimed at creating and protecting shareholders value by minimising threats and losses and identifying and maximising opportunities. The risk management policy defines the risk management approach across the enterprise at various levels, including documentation and reporting.

The Board of Directors has constituted Risk Management Committee and the committee has been monitoring and

reviewing the risk management plan and do such functions as delegated by the Board.

INTERNAL CONTROL SYSTEMS AND THEIR ADEQUACY

The Board of Directors believes that adequate internal control systems are the backbone of any Company. The Directors endeavour to place adequate internal control systems commensurating with the size of the Company to ensure that all assets are properly safeguarded and that all the information provided to the management is reliable and also the obligations of the Company are properly adhered. The Directors inform the members that in pursuit of strengthening internal financial control systems, your Company has put in place a system whereby all areas of the operations of the Company are reviewed by the internal as well as external professionals and independent audit firms. Your Company takes adequate measures with respect to gaps, if any, reported.

M/s. R. Kabra & Co. LLP, Chartered Accountants (FRN: 104502W/W100721) and M/s O.P. Dad & Co., Chartered Accountants (FRN: 002330C), the Statutory Auditors of the Company audited the financial statements included in this Annual Report and issued a report that the Company has adequate internal financial controls with reference to financial statements in place and the operating effectiveness of such controls as per Section 143 of the Companies Act, 2013.

WHISTLE BLOWER POLICY / VIGIL MECHANISM

In pursuance of Section 177 (9) of the Companies Act, 2013 and the Regulation 22 of the SEBI (Listing Obligations & Disclosure Requirements) Regulations, 2015 and with the objective of pursuing the business in a fair and transparent manner by adopting the highest standards of professionalism, honesty, integrity and ethical behaviour and to encourage and protect the employees who wish to raise and report their genuine concerns about any unethical behaviour, actual or suspected fraud or violation of Company's Code of Conduct, the Company has formulated a vigil mechanism/ Whistle Blower Policy for directors and employees to report genuine concerns. The policy has been disclosed on the website of the Company under the link <http://www.sangamgroup.com/financials/Policies/Whistle%20Blower%20Policy.pdf>

The functioning of the Vigil Mechanism is reviewed by the Audit Committee from time to time. None of the Directors or employees have been denied access to the Audit Committee of the Board. During the year under review, the Company has not received any complaint under this policy.

CORPORATE GOVERNANCE REPORT

Your Company is committed to maintain the highest standards of Corporate Governance and adheres to the

BOARD'S REPORT (CONTD.)

stipulations set out in the Listing Regulation and have implemented all the prescribed requirements. A Corporate Governance Report and Certificate from Practicing Company Secretary confirming compliance of conditions, as stipulated under the SEBI (LODR) Regulations, forms an integral part of this Annual Report.

CODE OF CONDUCT

A declaration signed by the Managing Director in regard to compliance with the Code of Conduct by the Board Members and Senior Management personnel, also forms part of the Annual Report.

AUDITORS AND AUDITORS' REPORT

A. STATUTORY AUDITORS

In accordance with the provisions of Section 139, 142 and other applicable provisions, if any, of the Companies Act, 2013 read with the Companies (Audit & Auditors) Rules, 2014, M/s. R. Kabra & Co. LLP Chartered Accountants (FRN: 104502W/W100721) for a first term and M/s O.P. Dad & Co., Chartered Accountants (FRN: 002330C) for second term were appointed as the Statutory Auditors of the Company for a period of five years to hold office from the conclusion of the 36th Annual General Meeting of the Company held on 29th September, 2022 till the conclusion of the 41st Annual General Meeting to be held in the year 2027.

As regards Auditors observations, the relevant notes on account are self-explanatory and therefore, do not call for any further comments. The Auditors' Report on the financial statements (standalone and consolidated) of the Company for the financial year ended 31st March, 2024, which forms part of this Annual Report. The Reports on standalone and consolidated financial statements does not contain any qualification, reservation or adverse remark or disclaimer.

B. COST AUDITORS

Pursuant to the provisions of Section 148 of the Companies Act, 2013 read with the Companies (Cost Records and Audit) Rules, 2014 as amended from time to time, your Company has been carrying out audit of Cost Records every year. The Board after considering the recommendations of its Audit Committee has appointed M/s K.G. Goyal & Company, Cost Accountants, Jaipur (Firm Registration No. 000017) as cost auditors for the financial year 2024-25

The Cost accounts and records, as required to be maintained under Section 148 (1) of the Companies Act, 2013, are duly made and maintained by the Company.

C. SECRETARIAL AUDITORS

In terms of Section 204 of the Companies Act, 2013 and the Companies (Appointment and Remuneration of Managerial Personnel) Rules, 2014, M/s. B K Sharma and Associates, Company Secretaries (Membership No. 6206) have been appointed as Secretarial Auditors of the Company to conduct secretarial audit of the Company for the financial year 2023-24. The Secretarial Audit Report for the financial year 2023-24 is attached as Annexure-IV. There has been no qualification, reservation, adverse remark or disclaimer given by the Secretarial Auditors in their Report. Information referred to in the Secretarial Auditors' Report are self-explanatory and do not call for any further comments.

Annual Secretarial Compliance Report

A Secretarial Compliance Report, pursuant to regulation 24A of the SEBI (LODR) Regulations, for the financial year 2023-24 on compliance of all applicable SEBI Regulations and circulars/ guidelines issued thereunder shall be obtained from M/s B K Sharma and Associates, Company Secretaries and shall be placed on the website of the Company and be submitted to Stock Exchanges.

REPORTING OF FRAUDS BY AUDITORS

During the year under review, the Statutory Auditors, Internal Auditors, Cost Auditor and Secretarial Auditors have not reported any instances of frauds committed in the Company by its officers or employees, to the Audit Committee under Section 143(12) of the Act, details of which needs to be mentioned in this Report

DISCLOSURE UNDER THE SEXUAL HARASSMENT OF WOMEN AT WORKPLACE (PREVENTION, PROHIBITION AND REDRESSAL) ACT, 2013

The Company has always believed in providing a safe and harassment-free workplace for every individual working in the Company. The Company has complied with the applicable provisions of the aforesaid Act and the Rules framed thereunder, including constitution of the Internal Complaints Committee (ICC). The Company has in place an Anti-Sexual Harassment Policy in line with the requirements of the Sexual Harassment of Women at Workplace (Prevention, Prohibition and Redressal) Act, 2013. During the Financial Year ended 31st March, 2024 no complaint was reported.

PARTICULARS OF REMUNERATION OF DIRECTORS/ KMP/EMPLOYEES

Statement showing disclosures pertaining to remuneration and other details as required under Section 197(12) of the Companies Act, 2013 read with Rule 5(1) and 5(2) of the

BOARD'S REPORT (CONTD.)

Companies (Appointment and Remuneration of Managerial Personnel) Rules, 2014 is enclosed as Annexure-V to the Board's Report.

PARTICULARS OF CONSERVATION OF ENERGY, TECHNOLOGY ABSORPTION AND FOREIGN EXCHANGE EARNINGS AND OUTGO

Information required under section 134(3)(m) of the Companies Act, 2013 read with Rule 8 of the Companies (Accounts) Rules, 2014, is enclosed herewith as Annexure-VI to the Board's Report.

INVESTOR RELATIONS

Your Company interacted with Indian and overseas investors and analysts through one-on-one meetings, conference call and regular quarterly meetings during the year. Earnings call transcripts/recording of the meeting on quarterly/event based meetings are posted on the website of the Company under the link <https://sangamgroup.com/investors-handbook/>

PREVENTION OF INSIDER TRADING

In compliance with the provisions of Securities Exchange Board of India (Prohibition of Insider Trading) Regulations, 2015 ('SEBI (PIT) Regulations'), the Board has adopted a code of conduct to regulate, monitor and report trading by Designated Persons to preserve the confidentiality of price sensitive information, to prevent misuse thereof and regulate trading by designated persons. It prohibits the dealing in the Company's shares by the promoters, promoter group, directors, designated persons and their immediate relatives, and connected persons, while in possession of unpublished price sensitive information in relation to the Company, and during the period(s) when the Trading Window to deal in the Company's shares is closed. Pursuant to the above, the Company has put in place adequate and effective system of internal controls to ensure compliance with the requirements of the SEBI (PIT) Regulations. The code is available on the Company's website at <https://www.sangamgroup.com>.

The Board of Directors have also formulated a code of practices and procedures for fair disclosure of unpublished price sensitive information containing policy for determination of 'legitimate purposes' as a part of this Code, which is available on the Company's website at <https://www.sangamgroup.com>

GENERAL DISCLOSURES

Your Directors state that no disclosure or reporting is required in respect of the following items as there were no transactions on these items during the year under review:

- a) Issue of equity shares with differential rights as to dividend, voting or otherwise;
- b) No Significant and material orders were passed by any Regulators or Courts or Tribunals which would impact the going concern status and Company's operations in future;
- c) The details of application made or any proceeding pending under the Insolvency and Bankruptcy Code, 2016 (31 of 2016) during the year along with their status as at the end of the financial year.

DIRECTORS' RESPONSIBILITY STATEMENT

Pursuant to the requirement under clause (c) of sub-section(3) of Section 134 of the Act, with respect to the Directors' Responsibility Statement, the Directors state that:

1. In the preparation of the annual accounts, the applicable accounting standards have been followed along with proper explanation relating to material departures;
2. They had selected such accounting policies and applied them consistently and made judgments and estimates that are reasonable and prudent so as to give a true and fair view of the state of affairs of the Company as at 31st March, 2024 and of the profit of the Company for the year ended on that date;
3. They had taken proper and sufficient care for the maintenance of adequate accounting records in accordance with the provisions of the Companies Act, 2013 for safeguarding the assets of the Company and for preventing and detecting fraud and other irregularities;
4. They had prepared the annual accounts of the Company for the year ended on 31st March, 2024 on a going concern basis;
5. They had laid down internal financial controls to be followed by the Company and that such internal financial controls are adequate and were generally operating effectively; and
6. They had devised proper systems to ensure compliance with the provisions of all applicable laws and that such systems were adequate and operating effectively.

MANAGEMENT DISCUSSION AND ANALYSIS REPORT

The Management Discussion and Analysis for the year under review as stipulated under the SEBI (Listing Obligation and Disclosure Requirement) Regulations, 2015 is being given separately and forms part of this Annual Report.



BOARD'S REPORT (CONTD.)

LISTING OF SHARES

The shares of the Company are listed on BSE Limited (BSE) and National Stock Exchange of India Limited (NSE), and the listing fee for the year 2024-25 has been duly paid.

DIVIDEND DISTRIBUTION POLICY

As per Regulation 43A of the Securities and Exchange Board of India (Listing Obligations and Disclosure Requirements) Regulations, 2015, the Dividend Distribution Policy is displayed on the website of the Company at <https://sangamgroup.com/financials/Policies/distribution.pdf>

BUSINESS RESPONSIBILITY AND SUSTAINABILITY REPORT

As per Regulation 34 of the Securities and Exchange Board of India (Listing Obligations and Disclosure Requirements) Regulations, 2015, the Business Responsibility and Sustainability Report is being given separately and forms part of this Annual Report.

ANNUAL RETURN

Pursuant to the provisions of Section 92(3) of the Act, read with Companies (Management & Administration) Rules, 2014, the annual return in the prescribed form is available on the website of the Company at www.sangamgroup.com

ACKNOWLEDGEMENT

Your Directors would like to express their sincere appreciation for the assistance and co-operation received from the financial institutions, banks, government authorities, customers, vendors and members during the year under review. Your Directors also wish to place on record their deep sense of appreciation for the committed services by the Company's executives, staff and workers.

For and on Behalf of the Board of Directors

R.P. Soni

Chairman

(DIN: 00401439)

Place: Bhilwara

Date: 12th August, 2024

**ANNEXURE - I****FORM AOC-1**

(Pursuant to first proviso to sub-section (3) of section 129 read with Rule 5 of Companies (Accounts) Rules, 2014)
Statement containing salient features of the financial statement of subsidiaries/ associate companies/joint ventures

PART "A": SUBSIDIARIES

(₹ in Lakhs)

Sr. No.	Particulars	Description
1.	Name of the subsidiary	Sangam Ventures Limited
2.	Reporting period for the subsidiary concerned, if different from the holding company's reporting period	31 st March, 2024
3.	Reporting currency and Exchange rate as on the last date of the relevant Financial year in theCase of foreign subsidiaries	₹
4.	Share Capital	1,197.00
5.	Reserve & Surplus	2,593.55
6.	Total Assets	12,882.07
7.	Total Liabilities	12,882.07
8.	Investments	-
9.	Turnover	4,632.82
10.	Profit before taxation	48.02
11.	Provision for taxation	238.03
12.	Profit after taxation	286.06
13.	Proposed Dividend	-
14.	% of shareholding	100%

Note

- Names of Subsidiaries which are yet to commence operations—Nil
- Names of Subsidiaries which have been liquidated or sold during the year—Nil

For and on behalf of the Board**(R.P.Soni)**

Chairman

(DIN:00401439)

Place: Bhilwara

Date: 12th August, 2024

ANNEXURE - II

FORMNO. AOC-2

(Pursuant to clause (h) of sub-section (3) of Section 134 of the Companies Act 2013 and Rule 8(2) of the Companies (Accounts) Rules, 2014)

Form for disclosure of particulars of contracts/arrangements entered into by the Company with related parties referred to in sub section (1) of Section 188 of the Companies Act, 2013 including certain arm's length transactions under third proviso thereto.

1. Details of contracts or arrangements or transactions not at arm's length basis

- (a.) Name(s) of the related party and nature of relationship: Nil
- (b.) Nature of contracts / arrangements / transactions: Nil
- (c.) Duration of contracts/arrangements/transactions :Nil
- (d.) Salient terms of the contracts or arrangements or transactions including the value, if any : Nil
- (e.) Justification for entering into such contracts or arrangements or transactions: Nil
- (f.) Date(s)of approval by the Board: Nil
- (g.) Amount paid as advances, if any: Nil
- (h.) Date on which the special resolution passed in General Meeting as required under first proviso To Section 188:Nil

2. Details of material contracts or arrangements or transactions at arm's length basis

- (a.) Name(s) of the related party and nature of relationship: Nil
- (b.) Nature of contracts / arrangements/transactions: Nil
- (c.) Duration of contracts/arrangements/transactions: Nil
- (d.) Salient terms of the contracts or arrangements or transactions including the value, if any: Nil
- (e.) Date(s) of approval by the Board: Nil
- (f.) Amount paid as advances, if any: Nil

**For and on Behalf of the Board of Directors
For Sangam (India) Limited**

R.P Soni
Chairman
(DIN:00401439)

Place: Bhilwara
Date: 12th August, 2024

ANNEXURE-III

Annual Report on Corporate Social Responsibility (CSR) activities for the financial year 2023-24

1. BRIEF OUTLINE OF THE COMPANY'S CSR POLICY

The CSR initiatives undertaken by your Company upholds the principles of a responsible corporate citizen. Your company intends to actively contribute to the social and economic development of the communities in which it operate by participating actively in building a better, sustainable way of life for the weaker sections of society and raise the country's human development index. The focus areas of the Company under its CSR program are promoting of education, Eradicating hunger, poverty and malnutrition, rural development, sanitation and environment and any other projects as defined in Schedule VII of the Companies Act, 2013.

2. COMPOSITION OF CSR COMMITTEE

Sl. No.	Name of Director	Designation/Nature of Directorship	Number of Meetings of CSR Committee held during the year	Number of meetings of CSR Committee attended during the year
1	Mr. R.P.Soni	Chairman of the Committee (Whole-time Director)	2	2
2	Dr. S. N. Modani	Member of the Committee (Vice Chairman)	2	2
3	Mr. T. K. Mukhopadhyay	Member of the Committee (Independent Director)	2	2

3. Provide the web-link where Composition of CSR committee, CSR Policy and CSR projects approved by the board are disclosed on the website of the Company: <https://sangamgroup.com/financials/Policies/CSR%20Policy.pdf>

4. Provide the details of Impact assessment of CSR projects carried out in pursuance of sub-rule (3) of Rule 8 of the Companies (Corporate Social Responsibility Policy) Rules, 2014, if applicable: **Not Applicable**

5. AVERAGE NET PROFIT

- The Average Net Profit of the Company as per sub-section (5) of section 135: - ₹ 14695 Lakhs.
- Two percent of average net profit of the Company as per section 135(5):- ₹ 293.90 Lakhs.
- Surplus arising out of the CSR projects or programs or activities of the previous financial years:-Nil.
- Amount required to be set off for the financial year:- ₹ 121.17 Lakhs
- Total CSR obligation for the financial year(7b+7c-7d):- ₹ 172.73 Lakhs

- Amount spent on CSR Projects (both On-going Project and other than On-going Projects) – ₹ 228.17 Lakhs
 - Amount spent in Administrative Overheads: Nil
 - Amount spent on Impact Assessment, if applicable: N.A.
 - Total amount spent for the financial year(8a+8b+8c): ₹ 228.17 Lakhs
 - CSR amount spent or unspent for the Financial Year:

Total Amount Spent for the Financial Year (₹ In Lakhs)	Amount Unspent (₹ In Lakhs)				
	Total Amount transferred to Unspent CSR Account as per Sec. 135(6)		Amount transferred to any fund specified under Schedule VII as per proviso to Section 135(5)		
	Amount	Date of transfer	Name of fund	Amount	Date of Transfer
228.17	NA	NA	NA	NA	NA



ANNEXURE-III (CONTD.)

(f) Excess amount for set-off, if any:

Sr. No.	Particulars	Amount (₹ In Lakhs)
(1)	(2)	(3)
i).	Two percent of average net profit of the Company as per sub-section (5) of Section 135	293.90
ii).	Total amount spent for the Financial Year	228.17
iii).	Amount required to be set off for the Financial Year	121.17
iv).	Excess amount spent for the Financial Year [(ii)-(i)]	55.44
v).	Surplus arising out of the CSR projects or programs or activities of the previous financial years If any	-
vi).	Amount available for set off in succeeding financial years	55.44

7. (a) Details of Unspent CSR amount for the preceding three financial years:

Sl. No.	Preceding Financial Year	Amount transferred To Unspent CSR Account under Section 135(6)	Amount Spent in the reporting Financial Year	Amount transferred to any fund specified Under Schedule VII as per Section 135(6), if any			Amount Remaining to Be spent in succeeding financial years
				Name of the Fund	Amount	Date of transfer	
Nil							

8. Whether any capital assets have been created or acquired through Corporate Social Responsibility amount spent in the Financial Year - Not Applicable

If Yes, enter the number of Capital assets created/ acquired

 Yes No

Furnish the details relating to such asset(s) so created or acquired through Corporate Social Responsibility amount spent in the Financial Year

Sl. No.	Furnish the details relating to such asset(s) so created or acquired through Corporate Social Responsibility amount spent in the Financial Year	Pincode of the property or asset(s)	Date of creation	Amount of CSR amount spent	Details of entity/ Authority/ beneficiary of the registered owner
(1)	(2)	(3)	(4)	(5)	(6)
Not Applicable					

9. Specify the reason(s), if the Company has failed to spend two percent of the average net profit as per Section 135(5): Not Applicable

**For and on behalf of the Board of Directors
For Sangam (India) Limited**

Date: 12th August, 2024
Place: Bhilwara

(R. P. Soni)
(DIN 00401439)
Chairman of CSR Committee

(Dr. S.N. Modani)
(DIN: 00401498)
Director

ANNEXURE-IV

SECRETARIAL AUDIT REPORT

FOR THE FINANCIAL YEAR ENDED ON 31ST MARCH, 2024

[Pursuant to section 204(1) of the Companies Act, 2013 and Rule 9 of the Companies (Appointment and Remuneration of Managerial Personnel) Rules, 2014]

To

The Members

SANGAM (INDIA) LIMITED

We have conducted the Secretarial Audit of the compliance of applicable statutory provisions and the adherence to good corporate practices by Sangam (India) Limited (hereinafter referred as "the Company") for the financial year ended 31st March, 2024 ("period under review"). Secretarial Audit was conducted in a manner that provided us a reasonable basis for evaluating the corporate conduct/statutory compliances and expressing our opinion thereon.

Based on our verification of the Company's books, papers, minute books, forms and returns filed and other records maintained by the company and also the information provided by the Company, its officers, agents and authorised representative during the conduct of secretarial audit, we hereby report that in our opinion, the company has, during the period under review, complied with the statutory provisions listed hereunder and also that the Company has proper Board-processes and compliance mechanism in place to the extent, in the manner and subject to the reporting made hereinafter:

We have examined the books, papers, minute books, forms, returns filed and other records maintained by the Company for the period under review according to the provisions of applicable law provided hereunder:

1. The Companies Act, 2013 (the Act) and the rules made thereunder and re-enactment thereof;
2. The Securities Contracts (Regulation) Act, 1956 ('SCRA') and the rules made thereunder;
3. The Depositories Act, 1996 and Regulations & Bye-laws framed thereunder;
4. The Foreign Exchange Management Act, 1999 and the rules and regulations made thereunder to the extent of Foreign Direct Investment (FDI), Overseas Direct Investment (ODI) and External Commercial Borrowings (ECBs); **There was no FDI, ODI and ECBs during the period under review.**
5. The following Regulations and Guidelines prescribed under the Securities and Exchange Board of India Act, 1992 ('SEBI Act'), to the extent applicable:-

- (a) The Securities and Exchange Board of India (Substantial Acquisition of Shares and Takeovers) Regulations, 2011;
 - (b) The Securities and Exchange Board of India (Prohibition of Insider Trading) Regulations, 2015;
 - (c) The Securities and Exchange Board of India (Issue of Capital and Disclosure Requirements) Regulations, 2018;
 - (d) Securities and Exchange Board of India (Share Based Employee Benefits and Sweat Equity) Regulations, 2021.
 - (e) The Securities and Exchange Board of India (Issue and Listing of Non-Convertible Securities) Regulations, 2021; **Not applicable to the company during the period under review.**
 - (f) The Securities and Exchange Board of India (Registrars to an Issue and Share Transfer Agents) Regulations, 1993 regarding the Companies Act and dealing with client;
 - (g) The Securities and Exchange Board of India (Delisting of Equity Shares) Regulations, 2021. **Not applicable to the company during the period under review.**
 - (h) The Securities and Exchange Board of India (Buy Back of securities) Regulations, 2018. **Not applicable to the company during the period under review.**
 - (i) The SEBI (Listing Obligation and Disclosure Requirements) Regulations, 2015.
 - (j) Securities and Exchange Board of India (Depositories & Participants) Regulations, 2018.
6. Specific laws applicable to the industry to which the Company belongs, as confirmed by the management: **no specific law is applicable to the Company.**

We have also examined compliance with the applicable clauses of the following:

- (i) Secretarial Standards issued by The Institute of Company Secretaries of India.
- (ii) The Listing Agreements entered into by the Company with BSE Limited & National Stock Exchange of India Limited and SEBI (Listing

ANNEXURE-IV (CONTD.)

Obligation and Disclosure Requirements) Regulations, 2015.

We report that during the period under review, the Company has complied with the provisions of the Act, Rules, Regulations, Guidelines, Standards, etc. mentioned above.

We further report that:-

- The Board of Directors of the Company is duly constituted with proper balance of Executive Directors, Non-Executive Directors and Independent Directors. The changes in the composition of the Board of Directors that took place during the period under review were carried out in compliance with the provisions of the Act and other applicable laws.
- Adequate notice is given to all directors to schedule the Board Meetings, agenda and detailed notes on agenda and a system exists for seeking and obtaining further information and clarifications on the agenda items before the meeting and for meaningful participation at the meeting.
- All decisions of the Board and Committees were carried with requisite majority.

We further report that based on review of compliance mechanism established by the Company and on the basis of the Compliance Certificate(s) issued by the Company Secretary and taken on record by the Board of Directors at their meeting(s), we are of the opinion that there are adequate systems and processes in the company commensurate with the size and operations of the company to monitor and ensure compliance with applicable laws, rules, regulations and guidelines.

We further report that:

- i. At the beginning of the year under review, 52,00,000 Warrants allotted to Investor, Promoters and Promoter(s) group of the Company on preferential basis on 13th December, 2021 at a price of ₹ 180/- convertible into similar number of equity shares of ₹ 10/- each at a Premium of ₹ 170/- per share were due for conversion.
- ii. During the year under review, the warrant holders holding 52,00,000 warrants have exercised their right of conversion of warrants into equity shares and the Board of Directors have allotted 37,00,000 Equity Shares on 28th April, 2023 and 15,00,000 Equity Shares on 2nd June 2023 .
- iii. Accordingly, pursuant to the Allotment, the paid-up equity share capital of the Company has increased from ₹ 45,04,65,590/- to ₹ 50,24,65,590/- during the Year.

This Report is to be read with our letter of even date which is annexed as "Annexure A" and forms as an integral part of this report.

For **B K Sharma and Associates**
Company Secretaries
Unique Code: S2013RJ233500

BRIJ KISHORE SHARMA
Proprietor
Membership No. : F6206
CP No.: 12636
Peer Review Certificate No.: 1172/2021
UDIN: F006206F000954395

Place: Jaipur
Date: 12th August, 2024



'Annexure A'

To,

The Members

SANGAM (INDIA) LIMITED

Our Secretarial Audit Report of even date is to be read along with this letter.

1. Maintenance of secretarial record is the responsibility of the management of the company. Our responsibility is to express an opinion on these secretarial records based on our audit.
2. We have followed the audit practices and processes as were appropriate to obtain reasonable assurance about the correctness of the contents of the Secretarial records. The verification was done on the test basis to ensure that correct facts are reflected in secretarial records. We believe that the processes and practices we followed provide reasonable basis of our opinion.
3. We have not verified the correctness and appropriateness of financial records and Books of Accounts of the company.
4. Wherever required, we have obtained the Management Representation about the compliance of laws, rules and regulations and happening of event, etc.
5. The compliances of the provisions of corporate and other applicable laws, rules, regulations, standards is the responsibility of management. Our examination is limited to the verification of procedures on test-check basis.
6. The Secretarial Audit report is neither an assurance as to the future viability of the company nor of the efficacy or effectiveness with which the management has conducted the affairs of the company.

For **B K Sharma and Associates**

Company Secretaries

Unique Code: S2013RJ233500

BRIJ KISHORE SHARMA

Proprietor

M No. : FCS – F6206, CP No.: 12636

Peer Review Certificate No.: 1172/2021

UDIN: F006206F000954395

Place: Jaipur

Date: 12th August, 2024



ANNEXURE-V

DISCLOSURE AS PER SECTION 197(12) OF THE COMPANIES ACT, 2013 READ WITH RULE 5 (1) OF COMPANIES (APPOINTMENT AND REMUNERATION OF MANAGERIAL PERSONNEL) RULES, 2016

1. The percentage increase in remuneration of each Director, Key Managerial Personnel (KMP) during the financial year 2023-2024, ratio of the remuneration of each Director to the median remuneration of the employees of the Company for the financial year 2023-2024 and the comparison of remuneration of each Key Managerial Personnel (KMP) against the performance of the Company are given hereunder:

Name of Director	Designation	Percentage increase/ decrease in remuneration	Ratio of remuneration of Director to median Remuneration of employees
Mr R.P.Soni	Chairman	(5.86%)	425.29
Dr.S.N.Modani	Vice Chairman	(25.42%)	234.47
Mr. V.K.Sodani	Executive Director	(89.94%)	1607.62
Mr. Anurag Soni	Managing Director	(39.47%)	228.46
Mr. Achintya Karati	Non-Executive Director	(11.81%)	1.87
Mr. T.K. Mukhopadhyay	Non-Executive Director	(21.22%)	1.95
Mr. Yaduvendra Mathur	Non-Executive Director	18.83%	1.78
Mr. Sudhir Maheshwari	Non-Executive Director	145.45%	0.78
Mrs. Aparna Sahay	Non-Executive Director	-	0.17
Mrs. Jyoti Sharma	Non-Executive Director	-	-
Mr. S.R.Dakhera	Chief Financial Officer	-	10.47
Mr. A.K.Jain	Company Secretary	1.39%	2.75

- During the year, Mrs. Aparna Sahay, appointed as Non-executive Director w.e.f. 26th October, 2023 and Mr.S.R.Dakhera, appointed as Chief Financial Officer w.e.f 10th August, 2023.
- The Non-executive Directors of the Company shall be entitled to remuneration restricted to the sitting fees for attending meetings of the Board of the Directors and its Committee meetings Only.
- Average percentile increase already made in the salaries of the employees other than the managerial personnel in the last financial year and its comparison with the percentile increase in the managerial remuneration and justification thereof and point out if there are any exceptional circumstances for increase in managerial remuneration:
- No employee has received remuneration in excess of highest paid Director of the Company during the 2023-24.
- It is hereby affirmed that the remuneration paid as per the Remuneration Policy for Directors, Key Managerial Personnel and other Employees

ANNEXURE-VI

CONSERVATION OF ENERGY

- (i) Energy Conservation measures taken
1. INSTALLATION OF CO-GEN POWER PLANT OF 360 KW
 2. Project of around 72000 Spindle latest technology energy efficient plant
 3. Solar power project of 1.53 + 1.45 MW
 4. Installation of Vfd 55kw (2 Nos.)
 5. Installation of Vfd 18kw (2 Nos.)
 6. Installation of Vfd 15.5 kw (2 Nos.)
 7. Installation of Vfd 11kw (4 Nos.)
 8. Installation of Vfd 2.2 kw (5 Nos.)
 9. Installation of Vfd 22 kw (2 Nos.)
 10. Installation of Vfd 3.7 kw (7 Nos.)
 11. Installation Of Conventional Light With LED Light
 12. Installation of Drive at Thermopack ID and FD fan
 13. Installation of Drive at Supply fan of 5 no H-plant
- (ii) The steps taken by the Company for utilising alternate sources of energy.
- The Company has installed Total 2.98 MW roof top solar power plant at its Spinning Plant situated at Vill. Sareri, Dist. Bhilwara (Raj.).
- (iii) The capital investment on energy conservation equipments ;
- The Company keeps on replacing old machines with new energy efficient machines. Also the Company has replaced old motors with new energy efficient motors. Company also setting up Biomass based co-generation thermal power plant to meet the power and steam requirement

TECHNOLOGY ABSORPTION

- (i) **The efforts made towards technology absorption;**
- The Company has installed ZLD" ETP plants .the Company has developed variety of slub, fancy yarns and gridnle yarn. Varieties of seamless garments have been developed.
- (ii) **The benefits derived like product improvement, cost reduction, product development or import substitution;**
- Technological upgradation of various machineries has improved the product quality, reduction in customer complaints, cost reduction, manpower engagement and energy savings.
- (iii) **In case of imported technology (imported during the last three years reckoned from the beginning of the financial year) – N.A.**
- (iv) **The expenditure incurred on Research and Development**
- The Company has incurred more than ₹ 13.01 Crore for research and development during the year.

FOREIGN EXCHANGE EARNING AND OUTGO

(₹ in Crore)

Particulars	31 st March, 2024	31 st March, 2023
a) Total Foreign Exchange used	129.05	94.30
b) Earning in Foreign Exchange	855.91	735.50

**For and on behalf of the Board of Directors
For Sangam (India) Limited**

(R.P.Soni)

Date:12th August, 2024
Place: Bhilwara

(DIN 00401439)
Chairman

CORPORATE GOVERNANCE REPORT

Your Directors present the Company's Report on Corporate Governance for the year ended on 31st March, 2024.

COMPANY'S PHILOSOPHY ON CODE OF GOVERNANCE

Corporate Governance is the application of best management practices, compliances of law and adherence to ethical standards to achieve the Company's objectives of enhancing shareholder value and discharging social responsibilities. Adopting high standards gives comfort to all existing and potential stakeholders, including government and regulatory authorities, customers, suppliers, bankers, employees and shareholders.

Your Company believes in adopting and adhering to the best standards of Corporate Governance. Sangam (India) Limited philosophy on Corporate Governance enshrines the goal of achieving the highest levels of transparency, disclosures, accountability and equity in all spheres of its operations.

Your Company is committed towards transparency in all its dealings and places high emphasis on business principles and believes good Corporate Governance goes beyond working results and financial priority and is a pre-requisite for the attainment of excellent performance.

The Company is in compliance with the requirements stipulated under Regulations 17 to 27 read with Schedule V and clauses (b) to (i) of sub-regulation (2) of Regulation 46 of

the SEBI (Listing Obligations and Disclosure Requirements) Regulations, 2015 (hereinafter referred as 'Listing Regulations'), as applicable, with regards to Corporate Governance.

BOARD OF DIRECTORS

The Board of Directors of the Company are in a fiduciary position, empowered to oversee the management functions with a view to ensuring its effectiveness and enhancement of shareholder value. The Board also provides strategic direction, reviews and approves management's business objectives, plans and oversees risk management.

The composition of the Board is in conformity with Regulation 17 of the Listing Regulations read with Section 149 of the Companies Act, 2013 (hereinafter referred to as "Act"). The Board of Directors has an optimum combination of Executive, Non-Executive and Independent Directors. As on 31st March, 2024, the Company has Nine Directors. Out of which, four are Promoters and Executive Directors and five Non-Executive Independent Directors. All Directors possess relevant qualifications and experience in general corporate management, finance, banking and other allied fields which enable them to effectively contribute to the Company in their capacity as Directors.

COMPOSITION

Composition of the Board of Directors of the Company as on 31st March, 2024 was as under with details of other directorships and committee chairmanship and memberships: -

Name	Category of Director	No. of other Directorship and Committee Chairmanship and Memberships in other Public Company			List of Directorship held in Other Listed Companies and Category of Directorship
		Other Directorships	Chairman of the Committee	Member of the Committee	
Mr. R.P. Soni (DIN: 00401439)	Promoter Executive	Three	Nil	Nil	Nil
Dr. S.N. Modani (DIN: 00401498)	Promoter Executive	Nil	Nil	Nil	Nil
Mr. Anurag Soni (DIN: 03407094)	Promoter Executive	Five	Nil	Nil	Sangam Finserv Ltd. (Non-Executive Director)
Mr. V.K. Sodani (DIN: 00403740)	Promoter Executive	Two	Nil	Two	Sangam Finserv Ltd. (Non-Executive Director)
Mr. T.K. Mukhopadhyay (DIN: 00239251)	Non – executive Independent	One	Nil	Nil	Nil
Mr. Achintya Karati (DIN: 00024412)	Non – executive Independent	Two	Two	Nil	• Delton Cables Ltd. (Independent Director)



CORPORATE GOVERNANCE REPORT (CONTD.)

Name	Category of Director	No. of other Directorship and Committee Chairmanship and Memberships in other Public Company			List of Directorship held in Other Listed Companies and Category of Directorship
		Other Directorships	Chairman of the Committee	Member of the Committee	
Mr. Yaduvendra Mathur (DIN: 00307650)	Non - executive Independent	Four	Nil	Nil	PHF LEASING LIMITED
Mr. Sudhir Maheshwari (DIN: 02376365)	Non – executive Independent	Two	Nil	Nil	Nil
Ms. Aparna Sahay (DIN: 02251732)	Non – executive Independent	One	Nil	Nil	Nil

Notes:

- Other Company directorship excluding foreign companies and companies under Section 8 of the Act, alternate directorship and trust.
- Only Audit Committee and Stakeholders Relationship Committee have been considered as per Regulation 26 of the ("The Listing Regulations").
- Mr. Anurag Soni, Dr. S. N. Modani, Mr. V. K. Sodani and Mr. R. P. Soni are related to each other. Dr. S.N. Modani and Mr. V. K. Sodani are the Sons-in-Law of Mr. R. P. Soni and Mr. Anurag Soni is Son of Mr. R.P.Soni. No other Director is related to any to other Director on the Board.
- None of the Directors hold the office of director in more than the permissible under the Act, or Regulation 25 and 26 of the Listing Regulations.
- Ms. Aparna Sahay has been appointed as Director in the category of Non-Executive - Independent Director of the Company w.e.f. 26th October, 2023 for a period of one Year.
- Dr. S.N. Modani, Director is liable to retire by rotation.
- Due to the sad demise of Mr. Yaduvendra Mathur, the Non-executive Independent Director of the Company, ceased to be the Director with effect from 4th May, 2024.

BOARD MEETING

The Board meets at regular intervals to discuss and decide on various business decisions, strategies, policies and review the performance of the Company and its subsidiary and the maximum interval between any two meetings did not exceed 120 days. The Company adheres to the Secretarial Standards on the Board and Committee Meetings as prescribed by the Institute of Company Secretaries of India. the Company also provides Video Conference facility, if required, for participation of the Directors at the Board/ Committee Meetings.

The Board has complete access to any information within the Company. Agenda papers containing all necessary information/documents are made available to the Board/ Committee Members in advance to enable them to discharge their responsibilities effectively and take informed decisions.

Four meetings of the Board were held during the financial year 2023-2024 on 10th April, 2023, 10th August, 2023, 26th October, 2023, and on 3rd February, 2024. The last Annual General Meeting was held on 22nd September, 2023.

Attendance at Board meetings during the year and last Annual General Meeting :-

Sr. No.	Name of Director	No. of Board Meetings attended	Whether attended Last AGM
1	Mr. R. P. Soni	4	Yes
2	Dr. S. N. Modani	4	Yes
3	Mr. Anurag Soni	4	Yes
4	Mr. V. K. Sodani	4	Yes
5	Mr. Achintya Karati	4	Yes
6	Mr. T.K. Mukhopadhyay	4	No
7	Ms. Jyoti Sharma	0	No
8	Mr. Yaduvendra Mathur	4	No
9	Mr. Sudhir Maheshwari	3	No
10	Ms. Aparna Sahay	1	No

CORPORATE GOVERNANCE REPORT (CONTD.)

Note:

- Mr. Anurag Soni (DIN: 03407094), Whole-time Director and CFO, he has been appointed as Managing Director of the Company for a term of five years w.e.f 10th August, 2023.
- Dr. S.N. Modani (DIN: 00401498), as Managing Director and CEO, has been appointed as whole time director designated as Vice Chairman of the Company for a term of five years w.e.f 10th August, 2023.
- Appointment of Mr. S.R.Dakhera as Chief Financial Officer of the Company w.e.f 10th August, 2023.
- Ms. Aparna Sahay has been appointed as Director in the category of Non-Executive - Independent Director of the Company w.e.f. 26th October, 2023.
- Mr. Arjun Agal has appointed as Company Secretary vide Membership No. A74400 w.e.f. 31st July, 2024 in place of Mr. Anil Kumar Jain who have resigned as Company Secretary of the Company w.e.f. 10th February, 2024.
- Mrs. Jyoti Sharma, Non-executive Independent Director has been ceased to be a Director w.e.f. 3rd August, 2023.

APPOINTMENT AND MEETING OF INDEPENDENT DIRECTORS

During the financial year 2023-2024, the Independent Directors met on 28th April, 2023. The meeting was held without the presence of Executive Directors or management personnel of the Company. Such meeting was conducted to enable Independent Directors to discuss matters pertaining to the Company's affairs and matters mentioned in Schedule

IV to the Act. The Independent Directors take appropriate steps to present their views to the Chairman.

Terms and Conditions of Independent Director's appointment are available on the website of the Company's at the weblink: <https://sangamgroup.com/financials/Policies/Conditions.pdf>

INDEPENDENT DIRECTORS CONFIRMATION BY THE BOARD

All Independent Directors have given declarations that they meet the criteria of independence as laid down under Section 149(6) of the Companies Act, 2013 and Regulation 16(1)(b) of the Listing Regulations. In the opinion of the Board, the Independent Directors, fulfill the conditions of independence specified in Section 149(6) of the Companies Act, 2013 and Regulation 16(1)(b) of the Listing Regulations and are independent of the management.

BOARD SKILLS AND EXPERTISE

The Company recognises and embraces the benefits of having a diverse Board of Directors to enhance the quality of its performance. the Company considers increasing diversity at Board level as an essential element in maintaining a competitive advantage in the complex business that it operates.

The Board of the Company is composed of appropriately qualified people with a broad range of experience relevant to the business of the Company, which is important to achieve effective corporate governance and sustained commercial success of the Company. All appointments at Board level are made on merit, in the context of skills, experience, independence, knowledge and integrity which the Board requires to be effective.

The table summarises the key skills and attributes which are considering while identifying, selecting and nominating the candidate to serve on the Board of the Company.

S.No	Particulars	Description
1	Business	Experience and understanding of the Industry, business environment, economic conditions, Strategic thinking.
2	Financial	Knowledge and understanding of finance management, accountancy, ability to read and understand financial statements.
3	Board Services and governance	Experience as director on other's Board, maintaining Board and management accountability, observing good governance practices.
4	Specialised Skills	Specialised knowledge of Accounting/Finance/Law/Management/ Information Technology/ Sales & Marketing / Procurement / Manufacturing/ Human Resource Management /E-commerce/ Public relations/ Corporate Social responsibility/Administration etc.
5	Leadership and sound Judgement	Leadership and sound judgement ability in regular and complex business environment.
6	Other diversity	Representation of gender, ethnic, geographic, culture and other perspective to compliment Board's understanding of our customers, employees, governments, community and various other stakeholders in different geographies.



CORPORATE GOVERNANCE REPORT (CONTD.)

Expertise/Skill of individual directors are highlighted below:

Name of Director	Area of Expertise					
	Business	Financial	Board Services and Governance	Specialised Skills	Leadership and sound Judgement	Other diversity
Mr. R.P. Soni	✓	✓	✓	✓	✓	✓
Dr. S.N. Modani	✓	✓	✓	✓	✓	✓
Mr. V.K. Sodani	✓	✓	✓	✓	✓	✓
Mr. Anurag Soni	✓	✓	✓	✓	✓	✓
Mr. Achintya Karati	✓	✓	✓	✓	✓	✓
Mr. T.K. Mukhopadhyay	✓	✓	✓	✓	✓	✓
Mr. Yaduvendra Mathur	✓	✓	✓	✓	✓	✓
Mr. Sudhir Maheshwari	✓	✓	✓	✓	✓	✓

FAMILIARIZATION PROGRAM FOR INDEPENDENT DIRECTORS

On appointment of an individual as Director, the Company issues a formal Letter of Appointment to the concerned director, setting out in detail, the terms of appointment, duties and responsibilities. Each newly appointed Independent Director is taken through a formal familiarisation program including the presentation from the Chairman & Managing Director providing information relating to the Company, business model of the Company, geographies in which Company operates, etc. The programme also provides awareness of the Independent Directors on their roles, rights, responsibilities towards the Company. Further, the Familiarisation Programme also provides information relating to the financial performance of the Company and budget and control process of the Company.

The details of familiarisation programmes imparted to Independent Directors are available on the Company's website, viz <https://sangamgroup.com/investors-handbook/>

CEO/CFO CERTIFICATION

The Managing Director and Chief Financial Officer (CFO) have issued certificate pursuant to the provisions of Regulation 17(8) of the Listing Regulations, certifying that the financial statements do not contain any materially untrue statement and these statements represent a true and fair view of the Company's affairs. The said certificate is annexed and forms part of the Annual Report.

CODE OF CONDUCT FOR BOARD OF DIRECTORS AND SENIOR MANAGEMENT

The Company has laid down a code of conduct for the members of the Board and senior management personnel of the Company. The said code of conduct has been posted on the Company's website, i.e. <https://sangamgroup.com/financials/Policies/Code%20Conduct%20for%20Directors.pdf> The code of conduct has been circulated to all the

members of the Board and senior management personnel and they have affirmed their compliance with the said code of conduct for the financial year ended 31st March, 2024. The prime purpose of the code is to create an environment wherein all the Board Members and Senior Management of the Company maintain ethical standards and to ensure compliance with the laid down ethical standards.

INSIDER TRADING CODE

The Company has adopted a Code of Conduct to regulate, monitor and report trading by Designated Persons and code of practices and procedures for fair disclosures of unpublished price sensitive information ("Code") in terms of SEBI (Prohibition of Insider Trading) Regulations, 2015 and any statutory amendment(s)/modification(s) thereof.

In compliance with the SEBI (Prohibition of Insider Trading) (Amendment) Regulations, 2018, ("Amendment Regulations"), Company has amended the Code.

The Code is applicable to Directors, Employees, Designated Persons and other Connected Persons of the Company. This Code is available on the website of the Company's at the weblink: <https://sangamgroup.com/financials/Policies/Code%20of%20Conduct%20for%20Insider%20Trading.pdf>

COMMITTEES OF THE BOARD

The Committees of the Board play an important role in the governance structure of the Company and have been constituted to focus on specific areas and make informed decisions within the delegated authority. Each Committee is guided by its Terms of Reference, which provides for the composition, scope, powers and duties and responsibilities. The recommendation and/or observations and decisions are placed before the Board for information or approval. The Chairman of respective Committee updates the Board regarding the discussions held/ decisions taken at the Committee Meeting.

CORPORATE GOVERNANCE REPORT (CONTD.)

The Board Committees meet at regular intervals and take necessary steps to perform its duties entrusted by the Board. The Minutes of the Committee meetings are placed before the Board for noting. The Board currently has the following Committees:

(A) AUDIT COMMITTEE

Constitution

Audit Committee of the Board of Directors ("the Audit Committee") is entrusted with the responsibility to supervise the Company's internal controls and financial reporting process. The composition, quorum, powers, role and scope are in accordance with Section 177 of the Act and the provisions of Regulation 18 of the Listing Regulations. All members of the Audit Committee are financially literate and bring in expertise in the fields of Finance, Taxation, Economics, Risk and International Finance. It functions in accordance with its terms of reference that defines its authority, responsibility and reporting function.

The Chairman of the Committee is Mr. Achintya Karati, Non-Executive Independent Director. Invitees to the Audit Committee include Managing Director, Chief Financial Officer & Auditors of the Company. The Company Secretary acts as the Secretary to the Audit Committee.

Meeting

The details of meetings held during the year and the attendance thereat are as follows:

Date of meetings - Four meetings of the Audit Committee were held during the financial year 2023-2024 on 28th April, 2023, 10th August, 2023, 26th October, 2023 and on 3rd February, 2024.

Composition and Attendance

The Composition and Attendance of the Audit Committee as on 31st March, 2024 was as follows:

Name of Director	Position	Category	No. of Meeting Attended
Mr. Achintya Karati	Chairman	Non-Executive Independent Director	4
Mr. T. K. Mukhopadhyay	Member	Non-Executive Independent Director	4
Mr. Yaduvendra Mathur	Member	Non-Executive Independent Director	3
Mr. R. P. Soni	Member	Executive Director	4

ROLE OF AUDIT COMMITTEE

- (1) Oversight of the Company's financial reporting process and the disclosure of its financial information to ensure that the financial statement is correct, sufficient and credible;
- (2) Recommendation for appointment, remuneration and terms of appointment of auditors of the Company;
- (3) Approval of payment to statutory auditors for any other services rendered by the statutory auditors;
- (4) Reviewing with the management, the annual financial statements and auditor's report thereon before submission to the board for approval, with particular reference to:
 - (a) Matters required to be included in the director's responsibility statement to be included in the board's report in terms of clause (c) of sub-section (3) of Section 134 of the Act;
 - (b) Changes, if any, in accounting policies and practices and reasons for the same;
 - (c) Major accounting entries involving estimates based on the exercise of judgment by management;
 - (d) Significant adjustments made in the financial statements arising out of audit findings;
 - (e) Compliance with listing and other legal requirements relating to financial statements;
 - (f) Disclosure of any related party transactions;
 - (g) Modified opinion(s) in the draft audit report;
- (5) Reviewing with the management, the quarterly financial statements before submission to the board for approval;
- (6) Reviewing with the management, the statement of uses/application of funds raised through an issue (public issue, rights issue, preferential issue, etc.), the statement of funds utilised for purposes other than those stated in the offer document/prospectus/notice and the report submitted by the monitoring agency, monitoring the utilisation of proceeds of a public or rights issue, and making appropriate recommendations to the board to take up steps in this matter;
- (7) Reviewing and monitoring the auditor's independence and performance, and effectiveness of audit process;
- (8) Approval or any subsequent modification of transactions of the Company with related parties;
- (9) Scrutiny of inter-corporate loans and investments;
- (10) Valuation of undertakings or assets of the Company, wherever it is necessary;

CORPORATE GOVERNANCE REPORT (CONTD.)

- (11) Evaluation of internal financial controls and risk management systems;
- (12) Reviewing with the management, performance of statutory and internal auditor's adequacy of the internal control systems;
- (13) Reviewing the adequacy of internal audit function, if any, including the structure of the internal audit department, staffing and seniority of the official heading the department, reporting structure coverage and frequency of internal audit;
- (14) Discussion with internal auditors of any significant findings and follow up there on;
- (15) Reviewing the findings of any internal investigations by the internal auditors into matters where there is suspected fraud or irregularity or a failure of internal control systems of a material nature and reporting the matter to the board;
- (16) Discussion with statutory auditors before the audit commences, about the nature and scope of audit as well as post-audit discussion to ascertain any area of concern;
- (17) To look into the reasons for substantial defaults in the payment to the depositors, debenture holders, shareholders (in case of non-payment of declared dividends) and creditors;
- (18) To review the functioning of the whistle blower mechanism;
- (19) Approval of appointment of chief financial officer after assessing the qualifications, experience and background, etc. of the candidate;
- (20) Carrying out any other function as is mentioned in the terms of reference of the audit committee.

Review of information by Audit Committee

The Audit Committee reviews the following information:

1. Management discussion and analysis of financial condition and results of operations;
2. Statement of significant related party transactions (as defined by the audit committee), submitted by management;
3. Management letters/letters of internal control weaknesses issued by the statutory auditors;
4. Internal audit reports relating to internal control weaknesses; and
5. The appointment, removal and terms of remuneration of the Internal Auditor shall be subject to review by the Audit Committee

6. Statement of deviations
 - (a) Quarterly statement of deviation(s) including report of monitoring agency, if applicable, submitted to stock exchange(s) in terms of Regulation 32(1) of the Listing Regulations.
 - (b) Annual statement of funds utilised for purposes other than those stated in the offer document/prospectus/notice in terms of Regulation 32(7) of the Listing Regulations.

(B) NOMINATION AND REMUNERATION COMMITTEE

The Nomination and Remuneration Committee has been constituted as per provisions of Section 178 of the Act and Regulation 19 of the Listing Regulations.

Meeting

Three meetings of Nomination and Remuneration Committee were held during the financial year 2023-2024 on 10th August, 2023, 26th October, 2023 and on 3rd February, 2024.

Composition and Attendance

The composition and attendance of the Nomination and Remuneration Committee as on 31st March, 2024 was as follows:

Name of Director	Position	Category	No. of Meeting Attended
Mr. Achintya Karati	Chairman	Non-Executive Independent Director	3
Mr. R. P. Soni	Member	Executive Director	3
Dr. T. K. Mukhopadhyay	Member	Non-Executive Independent Director	3
Mr. Yaduvendra Mathur	Member	Non-Executive Independent Director	2

Terms of reference

The Nomination and Remuneration Committee is responsible for:

- (i) Formulation of the criteria for determining qualifications, positive attributes and independence of a director and recommend to the Board a policy relating to, the remuneration of the directors, key managerial personnel and other employees;
- (ii) Formulation of criteria for evaluation of performance of independent directors and the Board;

CORPORATE GOVERNANCE REPORT (CONTD.)

- (iii) Devising a policy on Board diversity;
- (iv) Identifying persons who are qualified to become directors and who may be appointed in senior management in accordance with the criteria laid down and recommend to the Board their appointment and removal and evaluation of Director's performance;
- (v) Determining whether to extend or continue the term of appointment of the independent director, on the basis of the report of performance evaluation of independent directors;
- (vi) Recommend to the board all remuneration, in whatever form, payable to senior management.

REMUNERATION OF MANAGING DIRECTOR, WHOLE TIME DIRECTOR AND KMP

The Committee while considering the remuneration of the Managing Director, the Whole Time Director and KMP, may take into consideration the performance of the Company, the experience of the person, his background, job-profile and suitability, his past remuneration, the comparative remuneration profile in the industry, size of the Company, responsibilities shouldered by the Managing Director/ Whole Time Director etc., provided that any remuneration considered by the Committee shall be in accordance and within the limits stipulated under the Companies Act, 2013.

REMUNERATION OF NON-EXECUTIVE DIRECTOR (NED)

The Independent Directors of the Company shall be entitled to remuneration restricted to the sitting fees for attending meetings of the Board of the Directors and meeting of the Audit Committees, Stakeholders Relationship Committees, Nomination and Remuneration Committees. Any sitting fees paid to the Independent Director shall not be less the sitting fees paid to non-executive directors. Any incidental expense incurred by the directors with relation to the participation in the meetings of the Board and the Committee Meeting shall be reimbursed.

Details of Remuneration Paid or Payable to Directors for 2023-2024:-

(₹ in Lakhs)

Name of Director	Sitting fees	Salary	Perquisites and allowances	Commission	Others
Mr. R. P. Soni	-	381.71	10.73	71.00	-
Dr. S.N. Modani	-	173.21	21.72	-	7.49
Mr. V.K. Sodani	-	97.89	19.86	62.00	7.49
Mr. Anurag Soni	-	81.75	-	71.00	7.34

(₹ in Lakhs)

Name of Director	Sitting fees	Salary	Perquisites and allowances	Commission	Others
Mr. Achintya Karati	6.42	-	-	-	-
Mr. T.K. Mukhopadhyay	6.72	-	-	-	-
Mr. Yaduvendra Mathur	6.12	-	-	-	-
Ms. Jyoti Sharma	-	-	-	-	-
Mr. Sudhir Maheshwari	2.70	-	-	-	-
Ms. Aparna Sahay	.60	-	-	-	-

Notes:

- (a) The Company has introduced Employee Stock Options for its employees and Directors of the Company, its Group Company including its Subsidiary Company or its Associate Company in India or outside India.
- (b) Notice period for termination of appointment of Managing Director and other Whole-time Directors is three months on either side.
- (c) No severance fees are payable on termination of appointment.
- (d) Ms. Aparna Sahay has been appointed as Director in the category of Non-Executive - Independent Director of the Company w.e.f. 26th October, 2023.
- (e) Mrs. Jyoti Sharma, Non-executive Independent Director has been ceased to be a Director w.e.f. 3rd August, 2023.

PERFORMANCE EVALUATION

Pursuant to the provisions of the Act read with the rules made thereunder, SEBI (LODR) Regulations and Guidance Note on Board Evaluation issued by SEBI vide its Circular dated 5th January, 2017 the Board of Directors ("Board") has carried out an annual evaluation of its own performance and that of its Committees and individual Directors. The performance of the Board and individual Directors was evaluated by the Board seeking inputs from all the Directors.

The performance of the Committees was evaluated by the Board seeking inputs from the Committee Members. The Nomination & Remuneration Committee reviewed the performance of the individual Directors. A separate Meeting of Independent Directors was also held to review the performance of Non-Independent

CORPORATE GOVERNANCE REPORT (CONTD.)

Directors; performance of the Board as a whole and performance of the Chairperson of the Company, taking into account the views of Non- Executive Directors. This was followed by a Board Meeting that discussed the performance of the Board, its Committees and of individual Directors.

The criteria for performance evaluation of the Board included aspects like Board composition and structure; effectiveness of Board processes, information and functioning etc. The criteria for performance evaluation of Committees of the Board included aspects like composition of committees, effectiveness of committee meetings, etc. The criteria for performance evaluation of the individual Directors includes aspects on contribution to the Board and Committee Meetings like preparedness on the issues to be discussed, meaningful and constructive contribution and inputs in meetings, etc. In addition, the Chairman was also evaluated on the key aspects of his role.

(C) STAKEHOLDERS' RELATIONSHIP COMMITTEE

The Committee consists of three directors and Mr. Achintya Karati, Independent Director is the Chairman of the Committee and thus the constitution of the Committee is in compliance with section 178 of the Act read with Listing Regulations.

Meeting

The details of meetings held during the year, and the attendance thereat, are as follows:

Date of meetings - Four meetings of the Stakeholders' Relationship Committee of Board of the Company were held during the financial year 2023-2024 on 28th April, 2023, 10th August, 2023, 26th October, 2023 and on 3rd February, 2024.

Composition and Attendance

The Composition of Stakeholders' Relationship Committee as on 31st March, 2024 was as follows:

Name of Director	Position	Category	No. of Meeting Attended
Mr. Achintya Karati	Chairman	Non-Executive Independent Director	4
Mr. R. P. Soni	Member	Executive Director	4
Mr. T. K. Mukhopadhyay	Member	Non-Executive Independent Director	4

The main function of the Stakeholders' Relationship Committee is to strengthen the investor relations. The Committee looks into redressal of shareholders' complaints and proper and timely attendance on the investors' grievances. The terms of reference of the Stakeholders' Relationship Committee of the Company include the following:

- a) Consider and resolve grievances of the security holders of the Company, including complaints related to the transfer of shares, non-receipt of annual report and non-receipt of declared dividends; and
- b) Carrying out any other function as prescribed under the SEBI (LODR) Regulations, 2015.

The Secretarial Department of the Company and the Registrar and Share Transfer Agent, Bigshare Services Pvt. Ltd. attend to all grievances of the shareholders received directly or through SEBI, Stock Exchanges, Ministry of Corporate Affairs, Registrar of Companies, etc.

Continuous efforts are made to ensure that grievances are more expeditiously redressed to the complete satisfaction of the investors.

Shareholders are requested to furnish their updated telephone numbers and e-mail addresses to facilitate prompt action. During the year, no complaints were received from investors directly/RTA or through SEBI or Stock Exchange(s) and were dealt with satisfactorily. All complaints received from the investors were general in nature, which were resolved to the satisfaction of the shareholders within the stipulated time.

(D) CORPORATE SOCIAL RESPONSIBILITY COMMITTEE

The Board of Directors has constituted Corporate Social Responsibility Committee as required under Section 135 of the Act. The role of the Committee is to formulate and recommend to the Board, a corporate social responsibility policy, recommend the amount of expenditure to be incurred on activities and monitor CSR Policy.

Meeting

The details of meetings held during the year, and the attendance thereat, are as follows:

Date of meetings – Two meetings of the Corporate Social Responsibility Committee of Board of the Company were held during the financial year 2023-2024 on 28th April, 2023 and on 3rd February, 2024.

CORPORATE GOVERNANCE REPORT (CONTD.)

COMPOSITION AND ATTENDANCE

The composition and Attendance of Corporate Social Responsibility Committee as on 31st March, 2024 was as follows:

Name of Director	Position	Category	No. of Meeting Attended
Mr. R. P. Soni	Chairman	Executive Director	2
Dr. S. N. Modani	Member	Managing Director & CEO	2
Dr. T. K. Mukhopadhyay	Member	Non-Executive Independent Director	2

The Company formulated CSR Policy, which is uploaded on the website of the Company at the weblink: <https://sangamgroup.com/financials/Policies/CSR%20Policy.pdf>

(E) RISK MANAGEMENT COMMITTEE

During the year, the Risk Management Committee (RMC) was constituted pursuant to Regulation 21 of the SEBI (LODR) Regulations, 2015 by the Board of Directors in their meeting held on 30th May, 2022. The terms of reference of the Risk Management Committee inter-alia include the following:

- (1) To formulate a detailed risk management policy which shall include:
 - (a) A framework for identification of internal and external risks specifically faced by the listed entity, in particular including financial, operational, sectoral, sustainability (particularly, ESG related risks), information, cyber security risks or any other risk as may be determined by the Committee.
 - (b) Measures for risk mitigation including systems and processes for internal control of identified risks.
 - (c) Business continuity plan.
- (2) To ensure that appropriate methodology, processes and systems are in place to monitor and evaluate risks associated with the business of the Company;
- (3) To monitor and oversee implementation of the risk management policy, including evaluating the adequacy of risk management systems;

- (4) To periodically review the risk management policy, at least once in two years, including by considering the changing industry dynamics and evolving complexity;
- (5) To keep the board of directors informed about the nature and content of its discussions, recommendations and actions to be taken;
- (6) The appointment, removal and terms of remuneration of the Chief Risk Officer (if any) shall be subject to review by the Risk Management Committee.

The Risk Management Committee shall coordinate its activities with other committees, in instances where there is any overlap with activities of such committees, as per the framework laid down by the board of directors.

Meeting

The details of meetings held during the year, and the attendance thereat, are as follows:

Date of meetings – Two meetings of the Risk Management Committee of Board of the Company were held during the financial year 2023-2024 on 10th August, 2023 and on 3rd February, 2024

Composition and Attendance

The composition and Attendance of Risk Management Committee as on 31st March, 2024 was as follows:

Name of Director	Position	Category	No. of Meeting Attended
Mr. Anurag Soni	Chairman	Managing Director	2
Mr. V.K. Sodani	Member	Director	2
Mr. Yaduvendra Mathur	Member	Non-Executive Independent Director	2
Mr. Pranal Modani	Member	Chief Executive Officer (Yarn & Denim Business)	2

The Company formulated Risk Management Committee Policy, which is uploaded on the website of the Company at the weblink: <https://sangamgroup.com/financials/Policies/Risk%20Management%20Policy.pdf>

CORPORATE GOVERNANCE REPORT (CONTD.)
GENERAL BODY MEETINGS
General Meeting

(a) Details of location and time of holding the last three Annual General Meeting:

General Body Meeting	Day, Date	Time	Venue	Detail of Special Resolution passed
35 th AGM-2021	Thursday, 23 rd September, 2021	04.00 P.M.	Through Video Conferencing (VC) / Other Audio-Visual Means (OAVM)	<ul style="list-style-type: none"> Re-appointment of Mr. R.P. Soni (DIN 00401439) as Whole time Director, designated as Chairman of the Company for a period of 3 years effective from 1st September, 2021. Appointment of Mr. Anurag Soni (DIN 03407094) as Whole-time Director of the Company.
36 th AGM-2022	Thursday, 29 th September, 2022	04.00 P.M.	Through Video Conferencing (VC) / Other Audio-Visual Means (OAVM)	<ul style="list-style-type: none"> Re-appointment of Dr. S.N. Modani (DIN: 00401498) as a Managing Director of the Company. Re-appointment of Mr. V.K. Sodani (DIN: 00403740) as Executive Director of the Company. To Approve Revision in the Remuneration of Mr. Pranal Modani, Chief Business Strategist of the Company. Appointment of Mr. Sudhir Maheshwari (DIN: 02376365) as an Independent Director of the Company.
37 th AGM-2023	Friday, 22 nd September, 2023	04.00 P.M.	Through Video Conferencing (VC) / Other Audio-Visual Means (OAVM)	<ul style="list-style-type: none"> Appointment of Dr. S.N. Modani (DIN: 00401498) as a Whole Time Director designated as Vice Chairman of the Company Appointment of Mr. Anurag Soni (DIN: 03407094) as a Managing Director of the Company. To Approve increase in borrowing limits of the Company. To approve creation of charge/mortgage. To amend the Employee Stock Option Plan, 2022 and to approve changes in the scheme of Employee Stock Option Scheme, 2022 of the Company ("ESOP") To rectify the discrepancies noted in Extra ordinary General Meeting held on 13th November, 2021 and Resolution passed for Preferential issue of 57,00,000 Share warrants

(a) Whether any special resolution passed last year through postal ballot – details of voting pattern - No special resolutions were passed during the Financial Year 2023-24 through postal ballot.

(b) Person who conducted the postal ballot exercise: NA

CORPORATE GOVERNANCE REPORT (CONTD.)

- (c) The Company during the financial year conducted an Extraordinary General Meeting on 27th March, 2024 through Video Conferencing (VC) / Other Audio - Visual Means (OAVM) and passed a special resolution for:-
- I. Increase in the ceiling of Managerial Remuneration payable from 11% to 16% of the net profits of the Company.
- (d) Whether any special resolution is proposed to be conducted through postal ballot - At present there is no proposal to pass any special resolution through postal ballot.
- (e) Procedure for postal ballot - Does not arise

MEANS OF COMMUNICATION

- I. Annual Reports, notice of the meetings and other communications to the Members are sent through e-mail, post or courier. However, this year as per the directions given in the circulars issued by Ministry Corporate Affairs ("MCA") and Securities and Exchange Board of India ("SEBI") the companies are allowed to send Annual Report by e-mail to all the Members of the Company. Therefore, the Annual Report for 2023-24 and Notice of 38th AGM of the Company is being sent to the Members at their registered e-mail addresses in accordance with MCA and SEBI Circulars.
- II. The Unaudited quarterly/half yearly results are announced within forty-five days of the close of the quarter.
- III. The approved financial results are forthwith sent to the Stock Exchanges and are published in a national English newspaper. In addition, the same are published in local newspaper, within forty-eight hours of approval thereof.
- IV. The Company's financial result is displayed on the Company's website- www.sangamgroup.com.
- V. Management Discussion and Analysis forms part of the Annual Report, which is sent to the shareholders of the Company.
- VI. A separate dedicated section under "Investors Relation", on the Company's website gives information on unclaimed dividends, shareholding pattern, quarterly/half yearly results and other relevant information of interest to the investors / public.

BSE LISTING CENTRE

BSE Limited has launched an Online Portal - BSE Corporate Compliance & Listing Centre (the "Listing Centre") for submission of various filings by listed companies. All disclosures and periodic filings submitted to the BSE are also uploaded on the Listing Centre.

NSE Electronic Application Processing System (NEAPS)

The Company also files information through NEAPS—a web based application and NSE-frontend navigation provided by NSE which facilitates online filing of Corporate Governance Report, the Shareholding Pattern by companies, Results and other disclosures.

Extensive Business Reporting Language (XBRL)

XBRL is a language for electronic communication of business and financial data. It offers major benefits to all those who have to create, transmit, use or analyse such information which aids better analysis and decision making. Ministry of Corporate Affairs (MCA) vide its circular No. 37/2011 dated 7th June, 2011, had mandated certain companies to file their Annual Accounts vide this mode. the Company has filed its Annual Accounts on MCA through XBRL.

Ministry of Corporate Affairs (MCA)

The Company has periodically filed all the necessary documents with the MCA.

SEBI Complaints Redress System (SCORES) and ODR (Online Dispute Resolution) Portal

A centralised web based complaints redress system which serves as a centralised database of all complaints received, enables uploading of Action Taken Reports (ATRs) by the concerned companies and online viewing by the investors of actions taken on the complaint and its current status.

Annual Report

The Annual Report containing inter alia the Audited Financial Statements, Board's Report, Auditors' Report and other important information is circulated to the investors. Management Discussion and Analysis is forms part of the Annual Report. Pursuant to the Green Initiative launched by the MCA, the Company also sends e-copies of the Annual Report to Members who have registered for the same.

The Annual Reports is also available in the Investor Relations section on the Company's website www.sangamgroup.com.

CORPORATE GOVERNANCE REPORT (CONTD.)
GENERAL SHAREHOLDER INFORMATION

A	38th Annual General Meeting (VC/ OAVM)	
	- Date and Time	Monday, the 23 rd September, 2024
	- Deemed Venue	"Sangam House", Atun, Chittorgarh Road, Bhilwara-311001 (Raj.)
B	Financial Calendar	2023-24
C	Book closure date	From Friday, the 20 th September, 2024 to Monday, the 23 rd September, 2024 (both days inclusive)
D	Dividend payment dates	Within 30 days from date of AGM
E	The listing fee has been paid up to date, to all the Stock Exchanges.	Yes
	Bombay Stock Exchange Ltd. (BSE)	BSE Limited, Phiroze Jeejeebhoy Towers, Dalal Street, Mumbai- 400001
	i. Scrip code	514234
	ii. Trading symbol	SANGAMIND
	National Stock Exchange of India Ltd. (NSE)	National Stock Exchange of India Ltd., Exchange Plaza, Plot no. C/1, G Block, Bandra-Kurla Complex, Bandra (E), Mumbai - 400 051
	Trading symbol	SANGAMIND
F	Demat ISIN Numbers in NSDL & CDSL	INE495C01010

Credit Rating

Credit Ratings: Credit rating agency "India Ratings & Research" reviewed various credit facilities of the Company during the financial year ended 31st March, 2024 as per the following details:

Description	Rating
Term Loan	IND A/Negative
Fund-based Working Capital Limits	IND A/ Negative
Non-Fund-based Working Capital Limits	IND A1
Proposed Term Loan	IND A/ Negative

Dividend

The Board of Directors at their meeting held on 10th May, 2024, have recommended a Dividend of ₹ 2/- per share for the year ended 31st March, 2024, subject to shareholders' approval at the forthcoming 38th Annual General Meeting. If approved, the dividend will be paid to the shareholders within 30 days from the date of Annual General Meeting.

The Company will continue to use NECS/ECS or any other electronic mode for payment of dividend to the shareholders located in places where in such facilities/ system is in existence.

As per Regulation 43A of the Securities and Exchange Board of India (Listing Obligations and Disclosure Requirements) Regulations, 2015, the Dividend Distribution Policy is displayed on the website of the Company at <https://sangamgroup.com/financials/Policies/distribution.pdf>

Unclaimed/Unpaid Dividend

The unclaimed dividend for a period of seven years is compulsorily deposited in Investor Education and Protection Fund (IEPF) Account in accordance with Section 125 of the Act administered by the Central Government which can be claimed by the Shareholders/Investors. The details of unclaimed dividend are posted on the website of the Company.

CORPORATE GOVERNANCE REPORT (CONTD.)

Stock Market Data

The reported high and low prices of equity shares of Sangam (India) Limited traded during Financial Year 2023-2024 on BSE Limited and NSE are set out in the following table:

Month	BSE Limited (BSE)				National Stock Exchange of India Ltd. (NSE)			
	Share Price		Sensex		Share Price		S&P CNX NIFTY	
	High	Low	High	Low	High	Low	High	Low
April, 2023	280.00	218.00	61,209.46	58,793.08	279.00	217.90	18,089.15	17,312.75
May, 2023	270.25	226.00	63,036.12	61,002.17	270.70	226.60	18,662.45	18,042.40
June, 2023	344.00	230.15	64,768.58	62,359.14	344.40	230.15	19,201.70	18,464.55
July, 2023	354.45	290.25	67,619.17	64,836.16	354.00	290.35	19,991.85	19,234.40
August, 2023	393.30	308.00	66,658.12	64,723.63	393.00	308.00	19,795.60	19,223.65
September, 2023	360.00	319.70	67,927.23	64,818.37	360.45	320.20	20,222.45	19,255.70
October, 2023	366.90	274.45	66,592.16	63,092.98	367.30	273.75	19,849.75	18,837.85
November, 2023	335.00	293.60	67,069.89	63,550.46	335.00	293.55	20,158.70	18,973.70
December, 2023	454.90	311.65	72,484.34	67,149.07	455.20	312.25	21,801.45	20,183.70
January, 2024	497.10	403.60	73,427.59	70,001.60	497.90	420.00	22,124.15	21,137.20
February, 2024	627.20	463.55	73,413.93	70,809.84	629.95	463.85	22,297.50	21,530.20
March, 2024	499.30	360.00	74,245.17	71,674.42	499.45	353.90	22,526.60	21,710.20

Share Transfer System

The Company's shares are traded in the Stock Exchanges compulsorily in Demat mode. Share in physical mode, which are lodged for transfer are processed and returned to the shareholders within the stipulated time. In compliance with the listing guidelines, every six months the share transfer system is audited by a practicing Company Secretary and a certificate to that effect is issued by him.

(i) Distribution of Shareholding as on 31st March, 2024

Category Range – Shares	Shareholders		Shareholding	
	Number	Percentage	Number of Shares	Percentage
Up to 5000	9,398	91.2604	818713	1.6294
5001-10000	418	4.0590	333813	0.6643
10001-20000	184	1.7868	282157	0.5615
20001-30000	71	0.6895	183873	0.3659
30001-40000	36	0.3496	126751	0.2523
40001-50000	30	0.2913	142240	0.2831
50001-1,00,000	62	0.6021	467531	0.9305
1,00,001 and above	99	0.9614	47891481	95.3130
TOTAL	10,298	100.00	50246559	100.00

(ii) Shareholding Pattern as on 31st March, 2024

Category	No. of Shares held	% of Shareholding
Promoters holding		
(a) Individual Promoters	1,14,59,433	22.81%
(b) Persons acting in Concerts	2,37,96,005	47.36%
Others		
Mutual Funds and UTI	2,69,604	0.54%
Banks, Financial Institution, Insurance Companies, NBFCs registered with RBI (Central/State Govt. Institutions/ Non Govt. Institutions)		
Foreign Portfolio Investors	13,33,759	2.65%



CORPORATE GOVERNANCE REPORT (CONTD.)

Category	No. of Shares held	% of Shareholding
Private Corporate Bodies	67,66,083	13.47%
Indian Public	55,16,738	10.97%
NRI's / OCBs	2,06,693	.41%
Clearing Members	15,829	0.03%
Investor Education and Protection Fund (IEPF)	1,04,951	0.21%
Firms	4,075	0.01%
HUF	3,52,818	0.70%
Trusts	50	0.00%
Non Promoter - Non Public holding		
Shares held by Employee Trust	4,20,521	0.84%
TOTAL	5,02,46,559	100.00%

Dematerialisation of shares and liquidity

The process of conversion of shares from physical form to electronic form is known as dematerialisation. For dematerialising the shares, the shareholders should open a demat account with a Depository Participant (DP). The shareholder is required to fill in a Demat Request Form and submit the same along with the original share certificates to his DP. The DP will allocate a demat request number and shall forward the request physically and electronically through NSDL/CDSL to Registrar & Transfer Agent. On receipt of the demat request both physically and electronically and after verification, the shares are dematerialised and an electronic credit of the shares is given in the account of the shareholder. Shares of the Company are traded in electronic form. About 99.83% of the shares holdings have already been dematerialised. Shares of the Company are actively traded in BSE Ltd. (BSE) and National Stock Exchange of India Ltd. (NSE) and have reasonably good liquidity.

Outstanding GDRs/ADRs/Warrants or any convertible instruments, conversion date and likely impact on equity:

The Company has not issued GDR/ADR. The Board of Directors of the Company has allotted 57,00,000 warrants convertible into equity shares of ₹ 10/- each @ one equity share for every warrant at a price of ₹ 180/- including premium of ₹ 170/- per share to Investor, Promoters and Promoter(s) group of the Company on preferential basis on 13th December, 2021. out of which the warrant holder holding 5,00,000 warrants had exercised her right of conversion of warrants into equity shares and have converted them to 5,00,000 equity shares of ₹ 10/- each fully paid up at a Premium of ₹ 170/- per share has been allotted on 28th September, 2022

During the year under review, balance the warrant holders holding 52,00,000 warrants have exercised their right of conversion of warrants into equity shares and the Board of Directors have allotted 52,00,000 Warrants have been

converted into 37,00,000 Equity Shares of ₹ 10/- each fully paid up at a Premium of ₹ 170/- per share on 28th April, 2023 and 15,00,000 Equity Shares on 2nd June, 2023.

Commodity Risk or Foreign Exchange Risk and Hedging activities

Disclosures on risks are forming part of this Annual Report during the period under review.

Office and Works**Registered Office**

Atun, Chittorgarh Road, Bhilwara - 311 001 (Raj.) Ph.: +91 1482 245400-06

E-mail: secretarial@sangamgroup.com website: www.sangamgroup.com

Plant Location**Spinning**

Unit - I : Vill. Biliya Kalan, Chittorgarh Road, Bhilwara - 311 001 (Raj.)

Unit - II : 91 K.M. Stone, N.H.-79, Vill. Sareri, Dist. Bhilwara - 311 024 (Raj.)

Unit - III : Village Soniyana, Tehsil Gangrar, Distt. Chittorgarh 312901 (Raj.)

Weaving, Processing and Seamless Garments

Vill. Atun, Chittorgarh Road, Bhilwara - 311 001 (Raj.)

Denim

Vill. Biliya Kalan, Chittorgarh Road, Bhilwara - 311 001 (Raj.)

Registrar and Transfer Agent

Bigshare Services Private Limited,
Office No. S6-2, 6th Floor, Pinnacle Business Park Next to Ahura Centre, Mahakali Caves Road, Andheri East, Mumbai-400093 Maharashtra India
Tel.No:+91-022-62638200 Email: investor@bigshareonline.com

CORPORATE GOVERNANCE REPORT (CONTD.)

Address for Correspondence

All matters relating to Annual Reports and other related matters

Company Secretary, Sangam (India) Limited

Atun, Chittorgarh Road, Bhilwara - 311 001 (Raj.) Ph.: +91 1482-245400-6, Fax: +91 1482 245450

email: secretarial@sangamgroup.com Website: www.sangamgroup.com

OTHER DISCLOSURE

Related Party Transaction:

There were no materially significant transactions with related parties during the year under review, which were in conflict with the interest of the Company. All the transactions entered into by the Company with Related Parties during the year under review were at arms-length basis and in ordinary course of business. Suitable disclosure required under the Accounting Standard (Ind AS 24) have been made in the notes to the Financial Statement.

As required under Regulation 23 of SEBI (LODR) Regulations, the Company has formulated a Policy on Materiality of Related Party Transactions and on dealing with Related Party Transactions which is available on the website of the Company at the weblink: <https://www.sangamgroup.com/financials/Policies/RPT%20Policy.pdf>

Statutory Compliance, Penalties and Strictures:

The Company has complied with various rules and regulations prescribed by the Stock Exchanges, Securities and Exchange Board of India or any other statutory authority relating to the capital markets during the last 3 years.

Vigil Policy (Whistle Blower Policy):

Pursuant to Section 177(9) and (10) of the Companies Act, 2013, and Regulation 22 of the Listing Regulations, the Company has formulated Whistle Blower Policy for vigil mechanism of Directors and employees to report to the management about the unethical behaviour, fraud or violation of Company's code of conduct. The mechanism provides for adequate safeguards against victimisation of employees and Directors who use such mechanism and makes provision for direct access to the Chairman of the Audit Committee in exceptional cases. None of the personnel of the Company have been denied access to the Audit Committee. A copy of policy is also uploaded on the website of the Company at the weblink: [http:// https://sangamgroup.com/financials/Policies/Whistle%20Blower%20Policy.pdf](http://https://sangamgroup.com/financials/Policies/Whistle%20Blower%20Policy.pdf)

Disclosure of Accounting Treatment:

In the preparation of the financial statements, the Company has followed the Accounting Standards referred to in Section

133 of the Companies Act, 2013. The significant accounting policies which are consistently applied are set out in the Notes to the Financial Statements.

Details of Compliance with Mandatory Requirements:

The Company has complied with all mandatory requirements laid down under the Listing Regulation.

A certificate from a Company Secretary in practice that none of the directors on the board of the Company have been debarred or disqualified from being appointed or continuing as directors of companies by the Board/ Ministry of Corporate Affairs or any such statutory authority.

The Certificate of Company Secretary in practice is annexed herewith as a part of the report

Total fees for all services paid by the listed entity and its subsidiaries, on a consolidated basis, to the statutory auditor and all entities in the network firm/network entity of which the statutory auditor is a part.

Details relating to fees paid to the Statutory Auditors are given in Notes to the Financial Statements.

Disclosures in relation to the Sexual Harassment of Women at Workplace (Prevention, Prohibition and Redressal) Act, 2013.

The details of number of complaints filed and disposed of during the year and pending as on 31st March, 2024 is given in the Directors' report.

DECLARATION BY THE CEO UNDER REGULATION 26(3) READ WITH PARA D OF SCHEDULE V OF THE SEBI (LISTING OBLIGATIONS AND DISCLOSURE REQUIREMENTS) REGULATIONS, 2015 REGARDING ADHERENCE TO THE CODE OF CONDUCT

Pursuant to sub-regulation (3) of Regulation 26 read with Para D of Schedule V of the Securities Exchange Board of India (Listing Obligations and Disclosure Requirements) Regulations, 2015, the Board members and the Senior Management personnel of the Company have affirmed compliance to their respective Code of Conduct, as applicable to them for the Financial Year ended 31st March, 2024.

For and on behalf of the Board of Directors Sangam (India) Limited

(Anurag Soni)

Managing Director

DIN: 03407094

Place: Bhilwara

Date: 12th August, 2024



CERTIFICATE OF NON-DISQUALIFICATION OF DIRECTORS

[Pursuant to Regulation 34(3) and Schedule V Para C clause (10) (i) of the SEBI (Listing Obligations and Disclosure Requirements) Regulations, 2015]

To,
The Members of
SANGAM (INDIA) LIMITED
Atun, Chittorgarh Road,
Bhilwara-311001
(Rajasthan)

We have examined the relevant registers, records, forms, returns and disclosures received from the Directors of Sangam (India) Limited (CIN: L17118RJ1984PLC003173) having registered office at Atun Chittorgarh Road, Bhilwara-311001 (Rajasthan) (hereinafter referred to as 'the Company'), produced before us by the Company for the purpose of issuing this Certificate, in accordance with Regulation 34(3) read with Schedule V Para C clause 10(i) of the Securities Exchange Board of India (Listing Obligations and Disclosure Requirements) Regulations, 2015.

In our opinion and to the best of our information and according to the verifications (including Directors Identification Number (DIN) status at the portal www.mca.gov.in) as considered necessary and explanations furnished to us by the Company & its officers, We hereby certify that none of the Directors on the Board of the Company as stated below for the Financial Year ending on 31st March, 2024 have been debarred or disqualified from being appointed or continuing as Directors of the Company by the Securities and Exchange Board of India, Ministry of Corporate Affairs or any such other Statutory Authority.

Sr. No.	Name of Director	DIN	Date of appointment in Company
1.	Ram Pal Soni	00401439	31/12/1984
2.	Shri Niwas Modani	00401498	20/06/1989
3.	Vinod Kumar Sodani	00403740	29/09/2007
4.	Anurag Soni	03407094	21/01/2021
5.	Achintya Karati	00024412	26/12/2004
6.	Tapan Kumar Mukhopadhyay	00239251	07/02/2011
7.	Sudhir Maheshwari	02376365	01/08/2022
8.	Yaduvendra Mathur	00307650	23/09/2021
9.	Aparna Sahay	02251732	26/10/2023

Ensuring the eligibility of for the appointment/ continuity of every Director on the Board is the responsibility of the management of the Company. Our responsibility is to express an opinion on these based on our verification.

This certificate is neither an assurance as to the future viability of the Company nor of the efficiency or effectiveness with which the management has conducted the affairs of the Company.

For B K Sharma and Associates

Company Secretaries
Unique Code: S2013RJ233500

BRIJ KISHORE SHARMA

Proprietor
Membership No. : FCS - F6206
CP No.: 12636

Place: Jaipur
Date: 12th August, 2024

Peer Review Certificate No.: 1172/2021
UDIN: F006206F000954307



CERTIFICATE ON CORPORATE GOVERNANCE

To

The Members,

Sangam (India) Limited

We have examined the compliance of Corporate Governance by Sangam (India) Limited (“the Company”) for the year ended on 31st March, 2024 as stipulated in Regulations 17 to 27 and clauses (b) to (i) and (t) of sub-regulation (2) of Regulation 46 and para C, D and E of Schedule V of Securities and Exchange Board of India (Listing Obligations and Disclosure Requirements) Regulations, 2015 (‘the Listing Regulations’).

The compliance of conditions of the Corporate Governance is the responsibility of the Management of the Company including the preparation and maintenance of all relevant supporting records and documents. This responsibility also includes the design, implementation and maintenance of internal control procedures to ensure the compliance with the conditions of the Corporate Governance stipulated in the Listing Regulations.

Our examination was limited to the review of procedures and implementation thereof, as adopted by the Company for ensuring the compliance with conditions of Corporate Governance. It is neither an audit nor an expression of opinion on the financial statements of the Company. We have examined the documents maintained by the Company for the purposes of providing reasonable assurance on the compliance with Corporate Governance requirements by the Company.

Based on our examination of the relevant records and according to the information and explanations provided to us and the representations provided by the Management, we certify that the Company has complied with the conditions of Corporate Governance as stipulated in Regulations 17 to 27 and clauses (b) to (i) and (t) of sub-regulation (2) of Regulation 46 and para C, D and E of Schedule V of the Listing Regulations during the year ended 31st March, 2024.

We further state that such compliance is neither an assurance as to the future viability of the Company nor the efficiency or effectiveness with which the management has conducted the affairs of the Company.

For B K Sharma and Associates

Company Secretaries

Unique Code: S2013RJ233500

BRIJ KISHORE SHARMA

Proprietor

Membership No. : FCS - 6206

CP No.: 12636

Peer Review Certificate No.: 1172/2021

UDIN: F006206F000954351

Place: Jaipur

Date: 12th August, 2024



CEO / CFO CERTIFICATION

(Pursuant to regulation 17(8) of SEBI (Listing Obligations & Disclosure Requirements), Regulations, 2015 for the Financial Year ended 31st March, 2024

We the undersigned, in our respective capacities as Managing Director & Chief Financial Officer of Sangam (India) Limited ("the Company") to the best of our knowledge and belief certify that:

- a. We have reviewed financial statements and Cash Flow Statement for the year ended 31st March, 2024 and that to the best of our knowledge and belief, we state that:
 - (i) these statements do not contain any materially untrue statement or omit any material fact or contain statements that might be misleading;
 - (ii) these statements together present a true and fair view of the Company's affairs and are in compliance with existing accounting standards, applicable laws and regulations.
- b. We further state that to the best of our knowledge and belief, no transactions are entered into by the Company during the year, which are fraudulent, illegal or violative of the Company's code of conduct.
- c. We are responsible for establishing and maintaining internal controls over financial reporting and that we have evaluated the effectiveness of internal control systems pertaining to financial reporting of the Company and have disclosed to the Auditors and the Audit Committee, deficiencies in the design or operation

of internal controls, if any, of which we are aware and the steps we have taken or propose to take to rectify these deficiencies.

- d. We have indicated to the Auditors and the Audit Committee:
 - (i) significant changes, if any, in internal control over financial reporting during the year;
 - (ii) significant changes, if any, in accounting policies during the year and that the same have been disclosed in the notes to the financial statements; and
 - (iii) instances of significant fraud of which we have become aware and the involvement therein, if any, of the management or an employee having a significant role in the Company's internal control system over financial reporting.

For Sangam (India) Limited

(Anurag Soni)
Managing Director
DIN: 03407094

(S.R. Dakhera)
Chief Financial Officer

Place: Bhilwara
Date: 12th August, 2024

BUSINESS RESPONSIBILITY & SUSTAINABILITY REPORT

(Business Responsibility and Sustainability Reporting (BRSR) is the practice of companies disclosing information about their environmental, social, and governance (ESG) performance. It goes beyond financial reporting to provide stakeholders with a comprehensive view of a company's non-financial impacts and contributions to sustainable development. BRSR covers topics such as environmental impact, social responsibility, and governance practices, aiming to promote transparency and accountability.)

SECTION A: GENERAL DISCLOSURES

I. Details of the listed entity

Sr. No.	Particulars	2023-24
1	Corporate Identity Number (CIN) of the Listed Entity	L17118RJ1984PLC003173
2	Name of the Listed Entity	SANGAM (INDIA) LIMITED
3	Year of incorporation	1984
4	Registered office address	Atun, Chittorgarh Road, Bhilwara 311001 Rajasthan
5	Corporate address	Atun, Chittorgarh Road, Bhilwara 311001 Rajasthan
6	E-mail	secretarial@sangamgroup.com
7	Telephone	01482-245400-406
8	Website	www.sangamgroup.com
9	Financial year for which reporting is being done	2023-24
10	Name of the Stock Exchange(s) where shares are listed	Bombay Stock Exchange Ltd, National Stock Exchange of India Ltd
11	Paid-up Capital	50246559
12	Name and contact details (telephone, email address) of the person who may be contacted in case of any queries on the BRSR report	Mr. S.R. Dakhera, Chief Financial Officer Cont No. 01482 245400-406, email id sr.dakhera@sangamgroup.com
13	Reporting boundary - Are the disclosures under this report made on a standalone basis (i.e. only for the entity) or on a consolidated basis (i.e. for the entity and all the entities which form a part of its consolidated financial statements, taken together).	Standalone Basis
14	Name of assurance provider	NA
15	Type of assurance obtained	NA

II. Products/services

16. Details of business activities (accounting for 90% of the turnover):

Sr. No.	Description of Main Activity	Description of Business Activity	% of Turnover of the entity
1.	Textile	Spinning, Weaving and Finishing of Textile Products	100%

17. Products/Services sold by the entity (accounting for 90% of the entity's Turnover):

Sr. No.	Product/Service	NIC Code	% of total Turnover Contributed
1.	Cotton Yarn	13111	15%
2.	PV Yarn	13114	29%
3.	PV Fabric	13124	22%



BUSINESS RESPONSIBILITY & SUSTAINABILITY REPORT (CONTD.)

Sr. No.	Product/Service	NIC Code	% of total Turnover Contributed
4.	Denim Fabric	13131	28%
5.	Knitted Fabric	13911	2%
6.	Seamless Garment	14101	3%

III. Operations

18. Number of locations where plants and/or operations/offices of the entity are situated:

Location	Number of plants	Number of offices	Total
National	5	5	10
International	0	0	0

19. Markets served by the entity:

a. Number of locations

Locations	Number
National (No. of States) *	5
International (No. of Countries)	0

*Note: Total 5 number of GST active & we served in all states

b. What is the contribution of exports as a percentage of the total turnover of the entity?

33%

c. A brief on types of customers

At Sangam India, we pride ourselves on serving a diverse range of customers from various sectors and industries. Our clientele includes:

- **Government Bodies,**
- **Limited Companies**
- **Private Limited Companies**
- **Micro, Small and Medium Enterprises (MSMEs)**
- **Traders**
- **Partnership Firms**
- **Proprietors**

Our dedication to understanding the unique needs of each of these customer types enables us to provide superior value, leading to enhanced customer satisfaction and loyalty

IV. Employees

20. Details as at the end of Financial Year:

a. Employees and workers (including differently abled):

Sr. No.	Particulars	Total	Male		Female	
		(A)	No. (B)	% (B / A)	No. (C)	% (C / A)
EMPLOYEES						
1	Permanent (D)	1407	1371	97.44%	36	2.56%
2	Other than Permanent (E)	0	0	0	0	0
3	Total employees (D + E)	1407	1371	97.44%	36	2.56%
WORKERS						
4	Permanent (F)	8524	7686	90.17%	838	9.83%
5	Other than Permanent (G)	796	686	86.18%	110	13.82%
6	Total workers (F + G)	9320	8372	89.83%	948	10.17%



BUSINESS RESPONSIBILITY & SUSTAINABILITY REPORT (CONTD.)

b. Differently abled Employees and workers:

Sr. No.	Particulars	Total	Male		Female	
		(A)	No. (B)	% (B / A)	No. (C)	% (C / A)
DIFFERENTLY ABLED EMPLOYEES						
1	Permanent (D)	0	0	0	0	0
2	Other than Permanent (E)	0	0	0	0	0
3	Total differently abled employees (D + E)	0	0	0	0	0
DIFFERENTLY ABLED WORKERS						
4	Permanent (F)	0	0	0	0	0
5	Other than Permanent (E)	0	0	0	0	0
6	Total differently abled workers (F + G)	0	0	0	0	0

21. Participation/Inclusion/Representation of women

Particular	Total	No. and percentage of Females	
	(A)	No. (B)	% (B / A)
Board of Directors	9	1	11.11%
Key Management Personnel*	5	0	0%

*Note: KMP includes our 4 Whole-time directors and CFO.

22. Turnover rate for permanent employees and workers

Particular	2023-24			2022-23			2021-22		
	(Turnover rate in current FY)			(Turnover rate in previous FY)			(Turnover rate in the year prior to the previous FY)		
	Male	Female	Total	Male	Female	Total	Male	Female	Total
Permanent Employees	26.48%	33.85%	26.65%	15.91%	41.98%	16.59%	15.71%	22.95%	15.86%
Permanent Workers	69.35%	70.07%	69.42%	57.69%	47.28%	56.69%	35.90%	35.04%	35.83%

V. Holding, Subsidiary and Associate Companies (including joint ventures)

23. (a) Names of holding / subsidiary / associate companies / joint ventures

Sr. No.	Name of the holding / subsidiary / associate companies / joint ventures (A)	Indicate whether holding/ subsidiary/ Associate/ Joint Venture	% of shares held by listed entity	Does the entity indicated at column A, participate in the Business responsibility initiatives of the listed entity? (Yes/No)
1.	SANGAM VENTURES LIMITED	WHOLLY OWNED SUBSIDIARY COMPANY	100	No

VI. CSR Details

24. (i) Whether CSR is applicable as per section 135 of Companies Act, 2013: (Yes/No)	Yes
a. Turnover (in ₹)	26,63,63,91,479
b. Net worth (in ₹)	9,85,64,80,021

BUSINESS RESPONSIBILITY & SUSTAINABILITY REPORT (CONTD.)
VII. Transparency and Disclosures Compliances
25. Complaints/Grievances on any of the principles (Principles 1 to 9) under the National Guidelines on Responsible Business Conduct:

Stakeholder group from whom complaint is received	Grievance Redressal Mechanism in Place (Yes/No) *	2023-24 Current Financial Year			2022-23 Previous Financial Year		
		Number of complaints filed during the year	Number of complaints pending resolution at close of the year	Remarks	Number of complaints filed during the year	Number of complaints pending resolution at close of the year	Remarks
Communities	Yes	0	0	-	0	0	-
Investors (other than shareholders)	Yes	0	0	-	0	0	-
Shareholders	Yes	0	0	-	4	0	-
Employees and workers	Yes	96	0	-	121	0	-
Customers	Yes	8	0	-	15	0	-
Value Chain Partners	Yes	0	0	-	0	0	-

* Grievance Redressal Mechanism in Place (Yes/No) (If Yes, then provide web-link for grievance redress policy)

Stakeholder group from whom complaint is received	Web Link for Grievance Policy
Communities	https://sangamgroup.com/investors-handbook/
Investors (other than shareholders)	
Shareholders	
Employees and workers	
Customers	
Value Chain Partners	

26. Overview of the entity's material responsible business conduct issues

Please indicate material responsible business conduct and sustainability issues pertaining to environmental and social matters that present a risk or an opportunity to your business, rationale for identifying the same, approach to adapt or mitigate the risk along-with its financial implications, as per the following format

Sr. No.	Material issue identified	Indicate whether risk or opportunity (R/O)	Rationale for identifying the risk / opportunity	In case of risk, approach to adapt or mitigate	Financial implications of the risk or opportunity (Indicate positive or negative implications)
1.	Circular Economy	Opportunity	The Circular Economy model encourages reusing, refurbishing, and recycling materials and products. Moving to a circular economy will decrease material usage. Changes in regulations and demand, along with new technology, can help lower costs.		Positive



BUSINESS RESPONSIBILITY & SUSTAINABILITY REPORT (CONTD.)

Sr. No.	Material issue identified	Indicate whether risk or opportunity (R/O)	Rationale for identifying the risk / opportunity	In case of risk, approach to adapt or mitigate	Financial implications of the risk or opportunity (Indicate positive or negative implications)
2.	Sustainable Sourcing and Supply chain Management	Opportunity	<p>Companies that source materials sustainably and promote reusing, refurbishing, and recycling are often seen as more responsible. This boosts their brand reputation and builds trust with consumers, investors, and other stakeholders. As a result, they can enjoy increased brand loyalty and higher sales. Additionally, sustainable supply chain practices attract eco-conscious investors, creating financial opportunities. Therefore, sustainable sourcing and supply chain management give textile companies a strategic edge in a future focused on sustainability.</p>		Positive
3.	Water and Waste Management	Risk	<p>Water is an essential input for the textile company. If the water is put to inefficient use, it can become scarce and increase the operational costs of the production. Similarly, waste is produced during the processes in a company, maintenance of machines and office work of the administration. If not properly managed, it can contribute to air pollution, climate change and other direct and indirect impacts on the ecosystem.</p>	<p>Our company has implemented effective measures to manage water and waste responsibly. We've installed CTP and ETP plants across all our facilities to regulate water waste and reduce pollution. These practices ensure that we operate as a Zero Liquid Discharge company, focusing on recycling and treating all wastewater. We prioritise responsible waste management to mitigate environmental and human risks. Hazardous waste is managed by authorised handlers, while non-hazardous waste undergoes recycling. For instance, boiler ash is reused by brick manufacturers, and dry vegetation and some canteen waste are composted onsite to minimise our environmental footprint.</p>	Negative



BUSINESS RESPONSIBILITY & SUSTAINABILITY REPORT (CONTD.)

Sr. No.	Material issue identified	Indicate whether risk or opportunity (R/O)	Rationale for identifying the risk / opportunity	In case of risk, approach to adapt or mitigate	Financial implications of the risk or opportunity (Indicate positive or negative implications)
4.	Energy and Emission Management	Risk	<p>In the textile industry, managing energy use and emissions is a big challenge. High energy consumption, mostly from fossil fuels, results in significant greenhouse gas (GHG) emissions. Increasingly strict environmental regulations, higher energy costs, possible carbon taxes, and public demand for sustainability make this risk even greater. Inefficient energy use can drive up operational costs. A poorly managed energy and emissions footprint can also limit market access, as customers and stakeholders are more often demanding sustainable supply chains. Therefore, it's essential for textile companies to adopt strong energy and emissions management strategies, like using energy-efficient technologies and renewable energy sources, to reduce these risks, cut operational costs, and improve their environmental impact.</p>	<p>Our Company is actively pursuing multiple initiatives to cut emissions and decrease energy usage from non-renewable sources. To combat greenhouse gas emissions, we've installed rooftop solar power plants, biomass co-generation thermal power plants, and wind energy turbines. These efforts allow us to harness renewable energy, significantly reducing our carbon footprint. Additionally, we've implemented energy-saving measures such as converting condensing turbines, reducing compressed air leaks, modifying WCS ducts, and optimising auto corner machine speeds. Collectively, these strategies are aimed at optimising energy efficiency, reducing environmental impact, and promoting sustainability, in line with our commitment to responsible business practices.</p>	Negative



BUSINESS RESPONSIBILITY & SUSTAINABILITY REPORT (CONTD.)

Sr. No.	Material issue identified	Indicate whether risk or opportunity (R/O)	Rationale for identifying the risk / opportunity	In case of risk, approach to adapt or mitigate	Financial implications of the risk or opportunity (Indicate positive or negative implications)
5.	Human Rights & Labour Management	Risk	Companies that focus on respecting human rights show their dedication to building sustainable and mutually beneficial relationships with those affected by their operations, such as customers, communities, workers, and investors. This means showing they care about the people involved in their business. Similarly, businesses that require workers on site must have effective labor management practices. This includes considering the size and nature of their workforce, the interaction between management and labor, the effectiveness of worker rights, and their efforts to engage with their workers.	Our Company places a strong emphasis on human and labor rights, implementing policies and grievance mechanisms to uphold these principles. We encourage employees to voice concerns, fostering transparency and open communication. Through regular internal and external audits across all facilities, we continuously evaluate and adjust our practices to ensure compliance with human and labor rights standards. Additionally, we undergo annual Sedex-SMETA-4 Pillar Audits, which scrutinise labor standards, health and safety protocols, environmental impacts, and business ethics. This rigorous approach ensures adherence to global standards, mitigates risks, and cultivates a safe and equitable workplace environment. Through these comprehensive measures, we aim to minimise risks related to human rights and labor management, demonstrating our steadfast commitment to these values.	Negative



BUSINESS RESPONSIBILITY & SUSTAINABILITY REPORT (CONTD.)

Sr. No.	Material issue identified	Indicate whether risk or opportunity (R/O)	Rationale for identifying the risk / opportunity	In case of risk, approach to adapt or mitigate	Financial implications of the risk or opportunity (Indicate positive or negative implications)
6.	Employee training, development, wellbeing & satisfaction	Opportunity	Investing in employee training, development, wellbeing, and satisfaction is a great opportunity for a textile company. Improving employee skills can boost productivity and efficiency, leading to better results and increased competitiveness. Promoting employee wellbeing reduces absenteeism and creates a positive work environment, which enhances job performance. Higher job satisfaction can lead to greater loyalty and reduced turnover, saving on recruitment and training costs in the long run.		Positive
7.	Impact on community	Opportunity	When businesses contribute to the development of local communities, they help build a stronger, more resilient environment. This support can enhance the local economy and customer base, ultimately benefiting the business.		Positive
8.	Customer Satisfaction	Risk	Customer satisfaction is crucial for business success. By prioritising customer satisfaction, businesses can build a positive brand reputation that sets them apart from competitors and attracts more consumers. This focus ultimately enhances customer loyalty and increases the brand value of textile companies.	To manage customer satisfaction effectively, we've established an inclusive and responsive system. We provide customers with our contact details for easy communication. When a complaint is received, it is logged into our system, assigned to a dedicated team member, and thoroughly investigated. We aim to resolve issues promptly and keep customers informed about progress to maintain transparency. Moreover, we use these complaints to identify recurring issues, enabling us to enhance our products and services.	Negative



BUSINESS RESPONSIBILITY & SUSTAINABILITY REPORT (CONTD.)

Sr. No.	Material issue identified	Indicate whether risk or opportunity (R/O)	Rationale for identifying the risk / opportunity	In case of risk, approach to adapt or mitigate	Financial implications of the risk or opportunity (Indicate positive or negative implications)
9.	Product Design and Innovation	Opportunity	Product design and innovation play crucial roles in keeping textile businesses competitive and relevant in a dynamic market. Embracing new technologies and materials enables textile manufacturers to capitalise on emerging market opportunities while enhancing efficiency and productivity. Moreover, innovation in textile materials and manufacturing processes contributes to reducing the industry's environmental footprint, aligning with sustainability goals.		Positive
10.	Ethics & Business Conduct	Risk	Textile companies encounter substantial ethical and business conduct risks such as fraud, executive misconduct, corrupt practices, money laundering, and anti-trust violations. These risks can jeopardise their reputation, financial stability, and long-term sustainability. Upholding rigorous ethical standards is crucial to mitigate these risks. Implementing strict ethical guidelines, robust monitoring systems, and continuous employee training are essential steps to effectively manage these challenges.	To manage ethics and business conduct risks effectively, we've implemented a robust ethics program that includes a clear code of conduct. These guidelines are thoroughly communicated and integrated across all areas of our business. We conduct regular training and educational programs to enhance awareness among our employees. An anonymous reporting mechanism is also in place to encourage whistleblowing and ensure any concerns are addressed promptly and impartially.	Negative



BUSINESS RESPONSIBILITY & SUSTAINABILITY REPORT (CONTD.)

Sr. No.	Material issue identified	Indicate whether risk or opportunity (R/O)	Rationale for identifying the risk / opportunity	In case of risk, approach to adapt or mitigate	Financial implications of the risk or opportunity (Indicate positive or negative implications)
11.	Compliance with Laws & Regulations	Risk	<p>Compliance with laws and regulations poses a significant risk for textile companies, encompassing various local and international mandates concerning labor rights, environmental impacts, health and safety standards, and quality requirements. Failure to comply with these laws can lead to financial penalties, harm to reputation, and disruptions to operations. Therefore, it's crucial for textile companies to ensure strict adherence to all relevant regulations to mitigate these risks effectively.</p>	<p>To mitigate compliance risk, we maintain a thorough understanding of relevant laws and regulations, regularly conduct audits, and enforce strict internal policies. We invest in continuous training and education for our employees to ensure they stay updated on compliance requirements. Additionally, we foster a culture of compliance throughout our organisation, emphasising the importance of adhering to legal and regulatory standards in all operations.</p>	Negative
12.	Corporate Governance	Risk	<p>Businesses are evaluated based on their performance across critical governance issues such as ownership and control, board compensation, accounting practices, business ethics, and tax transparency. This assessment explores how a company's corporate governance and ethical practices impact its shareholders and other investors. It reflects on how well the company's governance framework ensures transparency, accountability, and ethical behavior, influencing investor confidence and perception of the company's long-term sustainability and performance.</p>	<p>The foundation of our Company rests on principles like transparency, integrity, professionalism, and accountability. We continuously aim to strengthen these values by employing advanced methods to use resources efficiently and turn opportunities into achievements. This is achieved through empowerment and inspiration, ensuring that our actions are aligned with our core principles in all aspects of our operations.</p>	Negative



BUSINESS RESPONSIBILITY & SUSTAINABILITY REPORT (CONTD.)

SECTION B: MANAGEMENT AND PROCESS DISCLOSURES

This section is aimed at helping businesses demonstrate the structures, policies and processes put in place towards adopting the NGRBC Principles and Core Elements.

Sr. No	Disclosure Questions	P1	P2	P3	P4	P5	P6	P7	P8	P9
Policy and management processes										
1.	a Whether your entity's policy/policies cover each principle and its core elements of the NGRBCs. (Yes/No/NA)	Yes	Yes	Yes	Yes	Yes	Yes	No	Yes	Yes
	b Has the policy been approved by the Board? (Yes/No/NA)	Yes	Yes	Yes	Yes	Yes	Yes	No	Yes	Yes
	c Web Link of the Policies, if available	https://sangamgroup.com/investors-handbook/								
2	Whether the entity has translated the policy into procedures. (Yes / No/ NA)	Yes	Yes	Yes	Yes	Yes	Yes	No	Yes	Yes
3	Do the enlisted policies extend to your value chain partners? (Yes/No/NA)	Yes	Yes	Yes	Yes	Yes	Yes	No	Yes	Yes
4	Name of the national and international codes/certifications/labels/standards (e.g. Forest Stewardship Council, Fairtrade, Rainforest Alliance, Trustee) standards (e.g. SA 8000, OHSAS, ISO, BIS) adopted by your entity and mapped to each principle.	-	ISO 9001:2015 OEKO-TEX Global Recycled certification Global Organic Textile Standard	ISO 45001	-	8000:2014	ISO14001:2015 OEKO-TEX Global Recycled certification Global Organic Textile Standard	-	-	-
5	Specific commitments, goals and targets set by the entity with defined timelines, if any.	No	No	No	No	No	No	No	No	No
6	Performance of the entity against the specific commitments, goals and targets along-with reasons in case the same are not met.	No	No	No	No	No	No	No	No	No



BUSINESS RESPONSIBILITY & SUSTAINABILITY REPORT (CONTD.)

Governance, leadership and oversight

7	Statement by director responsible for the business responsibility report, highlighting ESG related challenges, targets and achievements (listed entity has flexibility regarding the placement of this disclosure)
	<p>As the director of our leading textile company, I am honored to present our business responsibility report, showcasing our commitment to Environmental, Social, and Governance (ESG) principles. We recognise the importance of sustainable practices and aim to make a positive impact on the world.</p> <p>We conducted a comprehensive materiality assessment to identify key ESG challenges. Our findings highlight water management, greenhouse gas (GHG) emissions, energy management, and the circular economy as significant areas where we can make a difference. These challenges guide our sustainable initiatives throughout our operations.</p> <p>Under our Corporate Social Responsibility (CSR) policy, we have identified several focus areas. We are dedicated to eradicating hunger, poverty, and malnutrition while promoting healthcare, including preventive measures. Environmental sustainability and ecological balance are also priorities, along with enhancing employment and vocational skills. We are committed to promoting education, especially for children, women, the elderly, and differently-abled individuals. Gender equality and women’s empowerment are crucial aspects we support, along with funding technology incubators in academic institutions and undertaking rural development projects.</p> <p>To achieve our goals, we are transforming our business culture to be accountable to the planet and strengthen our relationship with the community. This mindset drives us to take concrete actions and implement sustainable practices.</p> <p>We have initiated several measures to reduce GHG emissions, such as installing Rooftop Solar Power Plants, biomass Co-generation Thermal Power Plants, and Wind Energy Turbines. Additionally, we have undertaken energy conservation efforts, including converting Condensing Turbines, reducing Compressed Air Leakage, modifying WCS Ducts, and optimising Auto Corner Machine Speed.</p> <p>Health and safety are paramount at our Company. We hold ISO-45001:2018 certification, ensuring the highest standards in occupational health and safety. Our Denim and Sareri units are SA 8000:2014 certified, and we undergo biannual external audits for compliance. We also conduct annual Sedex-SMETA-4 Pillar Audits to assess labor standards, health and safety, environmental impact, and business ethics, ensuring transparency and compliance. Furthermore, we prioritise food safety and water treatment, with our canteen committee overseeing FSI-certified food quality and the worker committee addressing welfare concerns. Our water treatment facilities ensure safe water supplies.</p> <p>Looking ahead, we have ambitious plans to further improve our sustainability performance. We aim to increase the use of recycled fiber and reduce plastic waste by utilising it as a raw material. Additionally, we will focus on organic cotton to minimise GHG emissions during manufacturing processes.</p> <p>In conclusion, our textile company is dedicated to addressing ESG-related challenges and making a positive impact. By aligning our business practices with environmental stewardship, social responsibility, and good governance, we strive to create a better and more sustainable future for all.</p> <p>Mr. Anurag Soni Managing Director</p>
8	Details of the highest authority responsible for implementation and oversight of the Business Responsibility policy (ies).
	Mr. Anurag Soni, Managing Director
9	Does the entity have a specified Committee of the Board/ Director responsible for decision making on sustainability related issues? (Yes / No/ NA).
	No
	If Yes please provide details
	Not Applicable



BUSINESS RESPONSIBILITY & SUSTAINABILITY REPORT (CONTD.)

10 Details of Review of NGRBCs by the Company

Subject for Review		Indicate whether review was undertaken by Director/Committee of the Board/Any other Committee								
		P1	P2	P3	P4	P5	P6	P7	P8	P9
a.	Performance against above policies and follow up action	Committee of the Board								
b.	Compliance with statutory requirements of relevance to the principles and rectification of any non-compliances	Committee of the Board								
Subject for Review		Frequency (Annually / Half yearly /Quarterly/ Any other-please specify)								
		P1	P2	P3	P4	P5	P6	P7	P8	P9
a.	Performance against above policies and follow up action	Yearly								
b.	Compliance with statutory requirements of relevance to the principles and rectification of any non-compliances	Yearly								
11	Has the entity carried out independent assessment/ evaluation of the working of its policies by an external agency? (Yes/No).	No	Yes	Yes	No	Yes	Yes	No	No	No
	If yes, provide name of the agency.		LMS certification limited, hohenstein certification Ltd., Global Recycled certification. Global organic textile std.	LMS Certification Limited		LMS Certification Ltd.	LMS certification limited, hohenstein certification Ltd., Global Recycled certification. Global organic textile std.			
12	If answer to question (1) above is "No" i.e. not all Principles are covered by a policy, reasons to be stated:	P1	P2	P3	P4	P5	P6	P7	P8	P9
	The entity does not consider the Principles material to its business (Yes/No)	-	-	-	-	-	-	Yes	-	-
	The entity is not at a stage where it is in a position to formulate and implement the policies on specified principles (Yes/No)	-	-	-	-	-	-	No	-	-
	The entity does not have the financial or/human and technical resources available for the task (Yes/No)	-	-	-	-	-	-	No	-	-
	It is planned to be done in the next financial year (Yes/No)	-	-	-	-	-	-	No	-	-
	Any other reason (please specify)									

BUSINESS RESPONSIBILITY & SUSTAINABILITY REPORT (CONTD.)
SECTION C: PRINCIPLE WISE PERFORMANCE DISCLOSURE
PRINCIPLE 1 Businesses should conduct and govern themselves with integrity, and in a manner that is Ethical, Transparent and Accountable.

(This principle focuses on the importance of ethical conduct and transparency in business operations. Companies should follow ethical business practices and adhere to high standards of integrity. They should also be transparent about their activities, operations, and financial reporting, as well as be accountable for their actions)

Essential Indicators
1. Percentage coverage by training and awareness programmes on any of the principles during the financial year:

Segment	Total number of training and awareness programmes held	Topics/principles covered under the training and its impact	%age of persons in respective category covered by the awareness programmes
Board of Directors	4	Business operations/performance, new business initiatives, regulatory, risk indicators /Mitigation plans, safety, ESG Matters, Compliances, and legal cases, Business ethics and values, Code of Conduct, Human Rights etc	100%
Key Managerial Personnel	4	In addition to above referred topics / principles, KMPs were also part of the Company sponsored training program covering topics such as Behavioural Training, Business ethics and values, Code of Conduct, Human Rights ESG Training etc.	100%
Employees other than BOD and KMPs	84	Fire Safety Training, EHS training, Waste Handling Training, Chemical Handling and storage, SA 8000 Awareness Training, etc.	100%
Workers	312	Fire Safety Training, EHS training, Waste Handling Training, Chemical Handling and storage, SA 8000 Awareness Training, etc	100%

2. Details of fines / penalties /punishment/ award/ compounding fees/ settlement amount paid in proceedings (by the entity or by directors / KMPs) with regulators/ law enforcement agencies/ judicial institutions, in the financial year, in the following format

Monetary					
Particular	NGRBC Principle	Name of the regulatory/ enforcement agencies/ judicial institutions	Amount (In ₹) (For Monetary Cases only)	Brief of the Case	Has an appeal been preferred? (Yes/No)
Penalty/ Fine	-	-	-	-	-
Settlement	-	-	-	-	-
Compounding fee	-	-	-	-	-
Non Monetary					
Particular	NGRBC Principle	Name of the regulatory/ enforcement agencies/ judicial institutions	Brief of the Case		Has an appeal been preferred? (Yes/No)
Imprisonment	-	-	-		-
Punishment	-	-	-		-

BUSINESS RESPONSIBILITY & SUSTAINABILITY REPORT (CONTD.)
3. Of the instances disclosed in Question 2 above, details of the Appeal/ Revision preferred in cases where monetary or non-monetary action has been appealed.

Case Details	Name of the regulatory/ enforcement agencies/ judicial institutions
Not Applicable	

4. Does the entity have anti-corruption or anti-bribery policy? (Yes/ No) Yes

If yes, provide details in brief

Our organisation prioritises ethical behaviour and integrity in everything we do. Our Code of Conduct includes strict Anti-Corruption and Anti-Bribery rules. All directors, senior managers, and staff must follow these rules. No one in our organisation is allowed to give or receive gifts, donations, payments, hospitality, or any other benefits that could be seen as trying to gain business Favors.

If Yes, provide a web link to the policy, if available -Web link anti-corruption or anti bribery policy is place

<https://sangamgroup.com/investors-handbook/>

5. Number of Directors/ KMPs/ employees/ workers against whom disciplinary action was taken by any law enforcement agency for the charges of bribery/ corruption:

Particular	2023-24	2022-23
Directors	0	0
KMPs	0	0
Employees	0	0
Workers	0	0

6. Details of complaints with regard to conflict of interest:

Case Details	2023-24		2022-23	
	Number	Remark	Number	Remark
Number of complaints received in relation to issues of Conflict of Interest of the Directors	0	-	0	-
Number of complaints received in relation to issues of Conflict of Interest of the KMPs	0	-	0	-

7. Provide details of any corrective action taken or underway on issues related to fines / penalties / action taken by regulators/ law enforcement agencies/ judicial institutions, on cases of corruption and conflicts of interest. Nil
8. Number of days of accounts payables in the following format:

Particular	2023-24	2022-23
Number of days of accounts payables	57	46

9. Open-ness of business

Provide details of concentration of purchases and sales with trading houses, dealers, and related parties along-with loans and advances & investments, with related parties, in the following format:

Parameter	Metrics	2023-24	2022-23
Concentration of Purchases	a. Purchases from trading houses as % of total purchases	0.97%	1.42%
	b. Number of trading houses where purchases are made from	9	7
	c. Purchases from top 10 trading houses as % of total purchases from trading houses	100%	100%

BUSINESS RESPONSIBILITY & SUSTAINABILITY REPORT (CONTD.)

Parameter	Metrics	2023-24	2022-23
Concentration of Sales	a. Sales to dealers / distributors as % of total sales	1.01%	0.82%
	b. Number of dealers / distributors to whom sales are made	77	65
	c. Sales to top 10 dealers / distributors as % of total sales to dealers / distributors	51.72%	49.26%
Share of RPTs in	a. Purchases (Purchases with related parties / Total Purchases)	1.63%	0.05%
	b. Sales (Sales to related parties / Total Sales)	1.17%	0.12%
	c. Loans & advances (Loans & advances given to related parties / Total loans & advances)	0%	0%
	d. Investments	78.06%	86.64%

PRINCIPLE 2 Businesses should provide goods and services in a manner that is sustainable and safe.

(This principle highlights the importance of sustainable and safe production practices. Companies should strive to minimise the environmental impact of their activities and ensure that their products and services are safe for consumers and the environment.)

Essential Indicator
1. Percentage of R&D and capital expenditure (capex) investments in specific technologies to improve the environmental and social impacts of product and processes to total R&D and capex investments made by the entity, respectively.

Sr. No.	Particular	2023-24	2022-23	Details of improvements in environmental and social impacts
1	R&D	69.68%	69.13%	Invested in development of various eco-design and environmental friendly products.
2	Capex	0%	0%	-

2	a. Does the entity have procedures in place for sustainable sourcing? (Yes/No)	Yes, we have procedures in place for sustainable sourcing
	b. If yes, what percentage of inputs were sourced sustainably?	100%

3. Describe the processes in place to safely reclaim your products for reusing, recycling and disposing at the end of life, for

(a)	Plastics (including packaging)	Our organisation recognises its environmental responsibility and is dedicated to Extended Producer Responsibility (EPR) for plastic waste management. We are officially registered under the EPR framework. This commitment means we ensure the safe and efficient reclaiming, recycling, and management of plastic waste from our operations.
(b)	E-waste	
(c)	Hazardous waste	
(d)	other waste	

4.	a Whether Extended Producer Responsibility (EPR) is applicable to the entity's activities (Yes / No)	Yes
	b If yes, whether the waste collection plan is in line with the Extended Producer Responsibility (EPR) plan submitted to Pollution Control Boards?	Our waste collection plan aligns with our Extended Producer Responsibility (EPR) plan, which has been submitted to the Pollution Control Board. As part of our EPR commitment, we have successfully managed plastic waste this year. To accomplish this, we partnered with a specialised waste management company for the collection and proper disposal of plastic waste. Through this collaboration, we contribute significantly to environmental sustainability and responsible waste management.
	c If not, provide steps taken to address the same	-

BUSINESS RESPONSIBILITY & SUSTAINABILITY REPORT (CONTD.)

PRINCIPLE 3 Businesses should respect and promote the well-being of all employees, including those in their value chains.

(This principle emphasises the importance of employee well-being. Companies should provide safe and healthy working conditions, fair wages, and opportunities for career development to all employees in their value chains, including suppliers, contractors, and temporary workers.)

Essential Indicators

1. a. Details of measures for the well-being of employees:

Category	% of employees covered by										
	Total (A)	Health insurance		Accident insurance		Maternity benefits		Paternity Benefits		Day Care facilities	
		Number (B)	% (B / A)	Number (C)	% (C / A)	Number (D)	% (D / A)	Number (E)	% (E / A)	Number (F)	% (F / A)
Permanent employees											
Male	1371	1098	80.09%	1352	98.61%	0	0	0	0	1371	100%
Female	36	33	91.67%	36	100%	36	100%	0	0	36	100%
Total	1407	1131	80.38%	1388	98.65%	36	100%	0	0	1407	100%
Other than permanent employees											
Male	0	0	0	0	0	0	0	0	0	0	0
Female	0	0	0	0	0	0	0	0	0	0	0
Total	0	0	0	0	0	0	0	0	0	0	0

1. b. Details of measures for the well-being of workers:

Category	% of workers covered by										
	Total (A)	Health insurance		Accident insurance		Maternity benefits		Paternity Benefits		Day Care facilities	
		Number (B)	% (B / A)	Number (C)	% (C / A)	Number (D)	% (D / A)	Number (E)	% (E / A)	Number (F)	% (F / A)
Permanent workers											
Male	7686	7686	100%	7686	100%	0	0	0	0	7686	100%
Female	838	838	100%	838	100%	838	100%	0	0	838	100%
Total	8524	8524	100%	8524	100%	838	100%	0	0	8524	100%
Other than permanent workers											
Male	686	530	77.26%	686	100%	0	0%	0	0	0	0%
Female	110	56	50.91%	110	100%	0	0%	0	0	0	0%
Total	796	586	73.62%	796	100%	0	0%	0	0	0	0%

1. c. Spending on measures towards well-being of employees and workers (including permanent and other than permanent) in the following format

	2023-24	2022-23
Cost incurred on well-being measures as a % of total revenue of the Company	0.02%	0.02%

2. Details of retirement benefits, for Current FY and Previous Financial Year.

Benefits	2023-24			2022-23		
	No. of employees covered as a % of total employees	No. of workers covered as a % of total workers	Deducted and deposited with the authority (Y/N/N.A.)	No. of employees covered as a % of total employees	No. of workers covered as a % of total workers	Deducted and deposited with the authority (Y/N/N.A.)
PF	95%	96.82%	Yes	100%	100%	Yes
Gratuity	100%	100%	Yes	100%	100%	Yes
ESI	44%	93.41%	Yes	100%	100%	Yes
Others – please specify	-	-	-	-	-	-

BUSINESS RESPONSIBILITY & SUSTAINABILITY REPORT (CONTD.)
3. Accessibility of workplaces

Are the premises / offices of the entity accessible to differently abled employees and workers, as per the requirements of the Rights of Persons with Disabilities Act, 2016? If not, whether any steps are being taken by the entity in this regard.	No Our premises and offices are currently not accessible to differently-abled employees and workers, as required by the Rights of Persons with Disabilities Act, 2016. However, Sangam Group is committed to promoting inclusiveness and equal opportunity for all. We actively hire differently-abled employees and ensure they are placed in easily accessible working conditions.
4. Does the entity have an equal opportunity policy as per the Rights of Persons with Disabilities Act, 2016? If so, provide a web-link to the policy.	Yes Our organisation firmly supports and implements the principles of equal opportunity for everyone. We are dedicated to creating an inclusive and diverse work environment where everyone has an equal chance to succeed, regardless of their caste, color, religion, disability, gender, national origin, sex, age, or any other characteristic. We are committed to fairness, respect, dignity, and equal opportunities in all our policies and practices. These values guide everything we do, from recruitment and hiring to promotions, training, benefits, and terminations. We constantly strive to ensure a safe, inclusive, and equitable workplace where every individual feels valued, respected, and empowered. Our commitment to this vision is unwavering and forms the foundation of our workplace culture. Weblink: https://sangamgroup.com/investors-handbook

5. Return to work and Retention rates of permanent employees and workers that took parental leave.

Gender	Permanent Employees		Permanent Workers	
	Return to work rate	Retention Rate	Return to work rate	Retention Rate
Male	0	0	0	0
Female	0	0	0	0
Total	0	0	0	0

6. Is there a mechanism available to receive and redress grievances for the following categories of employees and worker? If yes, give details of the mechanism in brief.

Category	Yes/No	If yes, then give details of the mechanism in brief
Permanent Workers	Yes	<p>At Sangam India Limited, we take every concern raised by our employees seriously. We have established a robust three-tier grievance redressal mechanism to ensure all complaints and issues are addressed promptly and effectively.</p> <p>If an employee has a grievance, they can report it to the following contacts:</p> <ol style="list-style-type: none"> 1. Immediate or Next Supervisor/Head of Department (HOD) 2. Plant HR Head/Plant Head 3. Function Head/Business Head (FH/BH) <p>If the issue remains unresolved or the outcome is unsatisfactory, the employee can follow this grievance mechanism:</p> <ol style="list-style-type: none"> 1. Supervisor/Floor In-Charge 2. Head Of Department 3. Worker Representative 4. Grievance Redressal Committee 5. Managing Director <p>We are committed to resolving or escalating all grievances within 7 days from the receipt of the grievance at any level of the three-tier system. This ensures employee concerns are addressed in a timely and appropriate manner.</p> <p>Additionally, our HR Department conducts a quarterly review of all grievances from the previous three months. This review aims to identify common issues among employees and create an action plan to address these concerns and prevent recurrence.</p>
Other than Permanent Workers	Yes	
Permanent Employees	Yes	
Other than Permanent Employees	Yes	

BUSINESS RESPONSIBILITY & SUSTAINABILITY REPORT (CONTD.)
7. Membership of employees and worker in association(s) or Unions recognised by the listed entity:

Category	2023-24			2022-23		
	Total employees / workers in respective category (A)	No. of employees / workers in respective category, who are part of association(s) or Union (B)	% (B/A)	Total employees / workers in respective category (C.)	No. of employees / workers in respective category, who are part of association(s) or Union (D)	% (D/C)
Total Permanent employees						
Male	1371	0	0	1537	0	0
Female	36	0	0	46	0	0
Total Permanent Workers						
Male	7686	0	0	8004	0	0
Female	838	0	0	868	0	0

8. Details of training given to employees and workers:

Category	2023-24					2022-23				
	Total (A)	On Health and Safety Measures		On Skill Upgradation		Total (D)	On Health and Safety Measures		On Skill Upgradation	
		Number (B)	% (B / A)	Number (C)	% (C / A)		Number (E)	% (E / D)	Number (F)	% (C / D)
Employees										
Male	1371	1371	100%	1371	100%	1537	1537	100%	1537	100%
Female	36	36	100%	36	100%	46	46	100%	46	100%
Total	1407	1407	100%	1407	100%	1583	1583	100%	1583	100%
Workers										
Male	8372	8372	100%	8372	100%	8004	8004	100%	8004	100%
Female	948	948	100%	948	100%	868	868	100%	868	100%
Total	9320	9320	100%	9320	100%	8872	8872	100%	8872	100%

9. Details of performance and career development reviews of employees and worker.

Category	2023-24			2022-23		
	Total (A)	No. (B)	% (B / A)	Total (D)	No. (E)	% (E / D)
Employees						
Male	1371	1347	98.25%	1537	1307	85.04%
Female	36	31	86.11%	46	25	54.35%
Total	1407	1378	97.94%	1583	1332	84.14%
Workers*						
Male	7686	6327	82.32%	8004	6425	80.27%
Female	838	677	80.79%	868	691	79.61%
Total	8524	7004	82.17%	8872	7116	80.21%

*We have not considered other than permanent workers in this section.

BUSINESS RESPONSIBILITY & SUSTAINABILITY REPORT (CONTD.)

10. Health and safety management system

a. Whether an occupational health and safety management system has been implemented by the entity? (Yes/ No)	Yes
If Yes, the Coverage such systems?	
We have adopted a comprehensive Occupational Health and Safety Management System, based on a strong Environmental Health and Safety (EHS) policy. This policy is effectively communicated to all staff and is implemented at our Company-owned offices and plants.	
b. What are the processes used to identify work-related hazards and assess risks on a routine and non-routine basis by the entity?	
Our organisation rigorously identifies and assesses work-related hazards, both regularly and on an ad-hoc basis, following a strong Environmental Health and Safety (EHS) policy. This policy is accessible to all employees and outlines clear steps for identifying and reporting potential workplace hazards, encouraging everyone to actively contribute to a safe work environment.	
The EHS Committee, meeting quarterly, is vital in continuously evaluating and addressing work-related hazards.	
Our Occupational Health and Safety Management System, certified to ISO 45001:2018, provides a solid framework for hazard identification and risk assessment. Moreover, our Denim and Sareri units are certified under SA 8000:2014. We ensure compliance through external audits every six months, aligning our processes with internationally recognised safety standards and continually improving our health and safety performance.	
Additionally, we conduct an annual Sedex-SMETA-4 Pillar Audit through an independent third party. This audit rigorously evaluates our practices in labor standards, health and safety, the environment, and business ethics, ensuring we uphold the highest standards and comply with all relevant regulations.	
We also perform internal and external audits to continuously monitor and review our safety measures.	
By integrating these systems and practices, we maintain a continuous, systematic process for identifying and managing work-related hazards and risks.	
c. Whether you have processes for workers to report the work-related hazards and to remove themselves from such risks? (Yes/ No)	Yes, we have processes for workers to report the work-related hazards and to remove themselves from such risks.
d. Do the employees/ worker of the entity have access to non-occupational medical and healthcare services? (Yes/ No)	Yes, We are dedicated to ensuring that they have access to non-occupational medical and healthcare services. This commitment to their wellbeing is manifested through several initiatives: 1- Conduct Free Health Check-up Camps 2- Conduct Free Eye Checkup Camps 3-Conduct Free Blood Pressure and Diabetes Checkup Camps etc.

11. Details of safety related incidents, in the following format:

Safety Incident/Number	Category*	2023-24	2022-23
Lost Time Injury Frequency Rate (LTIFR) (per one million-person hours worked)	Employees	4.86	0.270
	Workers	0	0.825
Total recordable work-related injuries	Employees	2	0
	Workers	0	0

BUSINESS RESPONSIBILITY & SUSTAINABILITY REPORT (CONTD.)

Safety Incident/Number	Category*	2023-24	2022-23
No. of fatalities	Employees	0	0
	Workers	0	0
High-consequence work-related injury or ill health (excluding fatalities)	Employees	0	1
	Workers	0	24

*Including in the contract workforce

12. Describe the measures taken by the entity to ensure a safe and healthy work place.

Our organisation is dedicated to maintaining a safe workplace by regularly identifying and assessing work-related hazards through a strong Environmental Health and Safety (EHS) policy. This policy, accessible to all employees, encourages proactive reporting of safety risks to foster a culture of safety.

The EHS Committee meets quarterly to address workplace hazards, supported by safety officers who ensure compliance through ongoing training and monitoring.

Our commitment to international safety standards is evident through our ISO-45001:2018 certified Occupational Health and Safety Management System. Additionally, our Denim and Sareri units hold SA 8000:2014 certification, verified by biannual external audits.

We prioritise safety with visible safety posters, clear work instructions, and SOPs implemented across all operations. Critical areas like chemical storage have eye washers and showers. Regular mock drills, fire evacuations, and comprehensive safety training sessions are standard practice.

Annual Sedex-SMETA-4 Pillar Audits uphold our commitment to transparency and compliance, evaluating labour standards, health and safety protocols, environmental impact, and ethical business practices.

We place a strong emphasis on welfare, particularly concerning food safety and water treatment. Our canteen committee ensures that all food meets FSI-certified standards and promptly addresses any concerns raised. Meanwhile, a dedicated worker committee oversees the general welfare of our employees. In addition, we maintain safe and reliable water supplies through our advanced water treatment facilities.

13. Number of Complaints on the following made by employees and workers:

Particulars	2023-24			2022-23		
	Filed during the year	Pending resolution at the end of year	Remarks	Filed during the year	Pending resolution at the end of year	Remarks
Working Conditions	3	0	-	20	0	-
Health & Safety	2	0	-	38	0	-

14. Assessment for the year:

Particulars	% of your plants and offices that were assessed (by entity or statutory authorities or third parties)
Health and safety practices	100%
Working Conditions	100%

15. Provide details of any corrective action taken or underway to address safety-related incidents (if any) and on significant risks/ concerns arising from assessments of health & safety practices and working conditions.

To ensure the health and safety of our employees, we take proactive measures in response to identified risks and hazards. Recently, we identified a high fire risk in our Finished Goods Warehouse. To mitigate this risk, we installed MOD-type fire sprinklers throughout the area. These advanced sprinkler systems are designed to quickly and effectively respond to any potential fire, greatly reducing the risk of damage and ensuring employee safety.



BUSINESS RESPONSIBILITY & SUSTAINABILITY REPORT (CONTD.)

Additionally, we have implemented a comprehensive fire alarm system across our facilities to provide immediate alerts in case of fire, enabling swift evacuation or necessary actions. In addition to the MOD-type sprinklers, we have a pressurised fire hydrant system equipped with main and jockey pumps as an extra layer of protection for handling emergencies. Employees receive regular training on responding to fire alarms.

Furthermore, to prevent work-related hazards, especially those involving chemicals, we emphasize the provision and proper use of personal protective equipment (PPE). Regular checks ensure all staff members have and use the appropriate PPE. Immediate checks are conducted in case of a chemical spill to ensure affected staff are adequately protected.

Through these proactive measures, we continuously strive to maintain a safe work environment and prioritise the health and wellbeing of our employees.

BUSINESS RESPONSIBILITY & SUSTAINABILITY REPORT (CONTD.)

PRINCIPLE 4: Businesses should respect the interests of and be responsive to all its stakeholders.

(This principle highlights the importance of stakeholder engagement. Companies should consider the interests and perspectives of all stakeholders, including shareholders, employees, customers, suppliers, and the communities in which they operate. They should also be responsive to stakeholder concerns and feedback.)

Essential Indicators

1. Describe the processes for identifying key stakeholder groups of the entity.	<p>Stakeholder identification and prioritisation are fundamental to our strategic planning at SIL. We adopt a meticulous approach guided by several key criteria:</p> <ul style="list-style-type: none"> • Impact and Influence: We prioritise stakeholders based on their direct or indirect impact on our business and their ability to influence our operations. This ensures responsiveness to those with vested interests in our performance. • Business Dependency and Criticality: Stakeholders are ranked according to their level of dependence on our business and the criticality of their role in our operations. This helps us recognise relationships crucial to our sustainability and success. • Stakeholder Inclusivity: We believe in inclusivity, valuing input from stakeholders of all sizes and influences. This approach ensures a broad spectrum of perspectives and expectations are considered. • Top Management Insights: We leverage the expertise of our top management across various functions to identify key stakeholders. Their knowledge and experience guide us in recognising critical relationships. • Managing Conflicts and Risks: We proactively identify stakeholders to anticipate, manage, and mitigate potential conflicts or risks arising from engagement activities that could impact our business. • Peers and Sector Engagement: We engage with stakeholders from peer organisations and industry sectors to stay informed about industry trends, standards, and expectations, ensuring our strategic alignment.
--	---

2. List stakeholder groups identified as key for your entity and the frequency of engagement with each stakeholder group.

Stakeholder Group	Whether identified as Vulnerable & Marginalised Group	Channels of communication (Email, SMS, Newspaper, Pamphlets, Advertisement, Community Meetings, Notice Board, Website, Other- Please Specify)	Frequency of engagement (Annually, Half-yearly, Quarterly, others- Please specify)	Purpose and scope of engagement including key topics and concerns raised during such engagement
Shareholders and Investors	No	Meetings, Investor Conferences. Press release and investor presentations	As & When required	<ul style="list-style-type: none"> • Transparent and timely reporting. • Attractive market capitalisation growth Focus on free cash generation. • Profitable growth.
State Pollution control board	No	Face to face meeting. Emails; letters Online access to PCB portal	Continuous Basis	<ul style="list-style-type: none"> • Compliance verification. • Policy matters. • Water and wastewater management. • Environment management.
Inspectorate of factories	No	Face-to-face meetings.~	As & When Required	<ul style="list-style-type: none"> • Safety audits. • Building plan approvals. • Compliance with regulatory requirements.
Other Government agencies	No	Face to face meeting. Emails; letters	As & When Required	<ul style="list-style-type: none"> • Compliance • Responsible and ethical business Operations.

BUSINESS RESPONSIBILITY & SUSTAINABILITY REPORT (CONTD.)

Employees	No	Meetings in groups Engagement sessions	Continuous basis	<ul style="list-style-type: none"> Regular Training & development opportunities. Competitive remuneration. Health & safety at the workplace Quality Skill development. Production Reward & recognition
Local community	No	Community visits and consultations; Community needs assessment	Continuous basis	<ul style="list-style-type: none"> Rural Development Skill development. Education. Health Care. Environment.
Supplier	No	One to one meeting, Supplier assessments	Continuous basis	<ul style="list-style-type: none"> Quality of supply. EHS performance management. Timely delivery. Payments. Human rights, labor & welfare.
Customer	No	On-line insights; Reviews; Emails	Spread across the year	<ul style="list-style-type: none"> Product quality. Product design
Media	No	Press briefings; Invitation to events	As & When Required	<ul style="list-style-type: none"> Product launch. Adoption of new approaches. Site-Specific Impact Assessment.

PRINCIPLE 5 Businesses should respect and promote human rights.

(This principle focuses on the importance of human rights. Companies should respect and promote human rights, including the rights to freedom of expression, association, and privacy. They should also prevent and address human rights violations in their operations and value chains.)

Essential Indicators
1. Employees and workers who have been provided training on human rights issues and policy(ies) of the entity, in the following format

Benefits	2023-24			2022-23		
	Total (A)	No. of employees/ workers covered (B)	% (B / A)	Total (C)	No. of employees/ workers covered (D)	% (D / C)
Employees						
Permanent	1407	1338	95.10%	1583	1343	84.84%
Other than permanent	0	0	0	0	0	0
Total Employees	1407	1338	95.10%	1583	1343	84.84%
Workers						
Permanent	8524	7195	84.41%	8872	6855	77.27%
Other than permanent	796	352	44.22%	1087	715	65.78%
Total Workers	9320	7547	80.98%	9959	7570	76.01%



BUSINESS RESPONSIBILITY & SUSTAINABILITY REPORT (CONTD.)

2. Details of minimum wages paid to employees and workers

Category	2023-24					2022-23				
	Total (A)	Equal to Minimum Wage		More than Minimum Wage		Total (D)	Equal to Minimum Wage		More than Minimum Wage	
		No.(B)	% (B / A)	No. (C)	% (C / A)		No.(E)	% (E/D)	No.(F)	% (F/D)
Employees										
Permanent										
Male	1371	0	0	1371	100%	1537	0	0	1537	100%
Female	36	0	0	36	100%	46	0	0	46	100%
Total	1407	0	0	1407	100%	1583	0	0	1583	100%
Other than Permanent										
Male	0	0	0	0	0	0	0	0	0	0
Female	0	0	0	0	0	0	0	0	0	0
Total	0	0	0	0	0	0	0	0	0	0
Workers										
Permanent										
Male	7686	0	0	7686	100%	8004	0	0	8004	100%
Female	838	0	0	838	100%	868	0	0	868	100%
Total	8524	0	0	8524	100%	8872	0	0	8872	100%
Other than Permanent										
Male	686	0	0	686	100%	924	0	0	924	100%
Female	110	0	0	110	100%	163	0	0	163	100%
Total	796	0	0	796	100%	1087	0	0	1087	100%

3. Details of remuneration/salary/wages

a. Median remuneration / wages:

Particular	Male		Female	
	Number	Median remuneration/ salary/ wages of respective category	Number	Median remuneration/ salary/ wages of respective category
Board of Directors (BoD)	4	1,94,83,000	0	0
Key Managerial Personnel	5	1,87,24,000	0	0
Employees other than BoD and KMP	1371	3,48,288	36	2,16,012
Workers	7686	1,40,604	838	1,07,640

b. Gross wages paid to females as % of total wages paid by the entity, in the following format:

Parameter	2023-24	2022-23
Gross wages paid to females as % of total wages	8.31	7.67

4. Do you have a focal point (Individual/ Committee) responsible for addressing human rights impacts or issues caused or contributed to by the business?

Yes, we have a focal point responsible for addressing human rights impact or issues that arises from or are contributed by the business.

BUSINESS RESPONSIBILITY & SUSTAINABILITY REPORT (CONTD.)
5. Describe the internal mechanisms in place to redress grievances related to human rights issues.

Sangam is steadfast in prioritising a healthy working environment where employees can thrive without fear of prejudice, gender bias, sexual harassment, exploitation, or intimidation. We have established committees and mechanisms to uphold this commitment.

Our Internal Complaints Committee diligently manages harassment-related grievances within our plant locations, playing a crucial role in maintaining a secure, respectful, and fair workplace. Additionally, our Grievance Redressal Committee and Works Committee are dedicated to resolving all other grievances and issues concerning our plant operations.

To ensure prompt and efficient resolution, our grievance mechanism follows a structured path:

1. Grievances are initially reported to the immediate Supervisor or Floor In-Charge.
2. If unresolved, they are escalated to the Head of the Department.
3. Worker Representatives are involved if necessary.
4. Persistent issues are reviewed by the Grievance Redressal Committee.
5. If needed, the Managing Director addresses the matter.

This approach fosters transparency, fairness, and swift resolution, underscoring our dedication to upholding human rights and maintaining an equitable and respectful workplace for all employees.

6. Number of Complaints on the following made by employees and workers:

Particulars	2023-24			2022-23		
	Filed during the year	Pending resolution at the end of year	Remarks	Filed during the year	Pending resolution at the end of year	Remarks
Sexual Harassment	0	0	-	0	0	-
Discrimination at workplace	0	0	-	0	0	-
Child Labour	0	0	-	0	0	-
Forced Labour/Involuntary Labour	0	0	-	0	0	-
Wages	45	0	-	63	0	-
Other human rights related issues	0	0	-	0	0	-

7. Complaints filed under the Sexual Harassment of Women at Workplace (Prevention, Prohibition and Redressal) Act, 2013, in the following format:

Parameter	2023-24	2022-23
Total Complaints reported under Sexual Harassment on of Women at Workplace (Prevention, Prohibition and Redressal) Act, 2013 (POSH)	0	0
Complaints on POSH as a % of female employees / workers	0	0
Complaints on POSH upheld	0	0



BUSINESS RESPONSIBILITY & SUSTAINABILITY REPORT (CONTD.)

8. Mechanisms to prevent adverse consequences to the complainant in discrimination and harassment cases.	<p>Sangam is deeply committed to cultivating a supportive work environment where our employees can perform at their best, free from prejudice, gender bias, sexual harassment, exploitation, or intimidation.</p> <p>We've established an Internal Complaints Committee, also known as the Anti-Sexual Harassment Committee, specifically to handle and resolve harassment grievances arising from our plant locations. This committee plays a pivotal role in ensuring a safe, respectful, and fair workplace for everyone.</p> <p>Key responsibilities of our committee include:</p> <ul style="list-style-type: none"> - Promptly receiving and acknowledging complaints of sexual harassment in the workplace. - Conducting impartial and thorough investigations following established procedures to validate complaints. - Providing detailed findings and recommendations to guide management's actions. - Collaborating closely with management to implement appropriate remedial or disciplinary measures based on investigation outcomes. - Safeguarding strict confidentiality throughout the process to uphold the privacy and rights of all parties involved. - Regularly submitting comprehensive annual reports to keep the organisation informed and enhance workplace safety measures. <p>Our commitment to the well-being and safety of our employees is steadfast, and we are dedicated to proactively and efficiently addressing any issues that may compromise this commitment.</p>
9. Do human rights requirements form part of your business agreements and contracts? (Yes/No/NA)	Yes, Human rights requirement form part of our business agreement and contracts.

10. Assessments for the year:

Name of the Assessment	% of your plants and offices that were assessed (by entity or statutory authorities or third parties)
Child labour	100%
Forced/involuntary labour	100%
Sexual harassment	100%
Discrimination at workplace	100%
Wages	100%

11. Provide details of any corrective actions taken or underway to address significant risks / concerns arising from the assessments at Question 10 above.	No corrective action required to address the significant risk arising from the assessment.
---	--

BUSINESS RESPONSIBILITY & SUSTAINABILITY REPORT (CONTD.)
PRINCIPLE 6: Businesses should respect and make efforts to protect and restore the environment.

(This principle emphasises the importance of environmental stewardship. Companies should minimise their impact on the environment, conserve natural resources, and promote environmental sustainability. They should also take steps to restore and rehabilitate degraded ecosystems.)

Essential Indicators
1. Details of total energy consumption (in Gigajoules) and energy intensity, in the following format:

Parameter	2023-24	2022-23
From renewable sources		
Total electricity consumption (in GJ) (A)	72,618.37	68,968.71
Total fuel consumption (in GJ) (B)	-	-
Energy consumption through other sources (in GJ) (C.)	-	-
Total energy consumed from renewable sources (in GJ) (A+B+C)	72,618.37	68,968.71
From non-renewable sources		
Total electricity consumption (in GJ) (D)	10,86,591.09	9,42,782.68
Total fuel consumption (in GJ) (E)	21,60,408.86	23,60,643.16
Energy consumption through other sources (in GJ) (F)	-	-
Total energy consumed from non-renewable sources (GJ)(D+E+F)	32,46,999.95	33,03,425.84
Total energy consumed (in GJ) (A+B+C+D+E+F)	33,19,618.32	33,72,394.56
Energy intensity per rupee of turnover (Total energy consumed in GJ/ Revenue in ₹ from operations)	0.00012463	0.00012341
Energy intensity per rupee of turnover adjusted for Purchasing Power Parity (PPP) (Total energy consumed / Revenue from operations adjusted for PPP)	0.00251996	0.00249526
Energy intensity in terms of physical output*	-	-
Note: Indicate if any independent assessment/ evaluation/assurance has been carried out by an external agency?		No
If yes, name of the external agency.		-

*Sangam manufactures a diverse range of products, including yarn, denim, and garments. Due to the varying nature of these products, a standardised unit of measurement is not applicable. Consequently, calculating physical intensity, which typically requires a common unit of measurement, is not feasible in this context.

2. Does the entity have any sites / facilities identified as designated consumers (DCs) under the Performance, Achieve and Trade (PAT) Scheme of the Government of India? (Yes/No)

If yes, disclose whether targets set under the PAT scheme have been achieved. In case targets have not been achieved, provide the remedial action taken, if any.

3. Provide details of the following disclosures related to water, in the following format:

Parameter	2023-24	2022-23
Water withdrawal by source (in kilolitres)		
(i) Surface water	-	-
(ii) Groundwater	4,83,830	5,22,708
(iii) Third party water	-	-
(iv) Seawater / desalinated water	-	-
(v) Others	-	-
Total volume of water withdrawal (in kilolitres) (i + ii + iii + iv + v)	4,83,830	5,22,708
Total volume of water consumption (in kilolitres)	4,83,830	5,22,708
Water intensity per rupee of turnover (Total water consumption in KL/ Revenue in ₹ from operations)	0.00001816	0.00001913
Water intensity per rupee of turnover adjusted for Purchasing Power Parity (PPP) (Total water consumption / Revenue from operations adjusted for PPP)	0.00036728	0.00038676
Water intensity in terms of physical output*	-	-
Note: Indicate if any independent assessment/ evaluation/assurance has been carried out by an external agency? (Yes/No)		No
If yes, name of the external agency.		-

* We have recycled 59.47% of the total water withdrawn.

BUSINESS RESPONSIBILITY & SUSTAINABILITY REPORT (CONTD.)
4. Provide the following details related to water discharged:

Parameter	2023-24	2022-23
(i) To Surface water		
No treatment		
With treatment – please specify level of treatment	-	-
(ii) To Groundwater		
No treatment		
With treatment – please specify level of treatment	-	-
(iii) To Seawater		
No treatment		
With treatment – please specify level of treatment	-	-
(iv) Sent to third-parties		
No treatment		
With treatment – please specify level of treatment	-	-
(v) Others		
No treatment		
With treatment – please specify level of treatment	-	-
Total water discharged (in kilolitres)	-	-
Note: Indicate if any independent assessment/ evaluation/assurance has been carried out by an external agency? (Y/N)		No
If yes, name of the external agency.		

5. Has the entity implemented a mechanism for Zero Liquid Discharge? If yes, provide details of its coverage and implementation.	<p>Yes, we have set up three Effluent Treatment Plants (ETPs) and four Sewage Treatment Plants (STPs) in our manufacturing units. We keep these plants in good condition with regular maintenance.</p> <p>Our Spinning Unit has an ETP, a Reverse Osmosis (RO) process to treat water from the ETP, and a Multiple Effect Evaporator (MEE) to handle leftover RO water. We keep detailed records of the chemicals we use, the amount of water treated, and other important information. These records, along with logs from the ETPs and STPs, are regularly checked by the relevant department to ensure everything is done correctly.</p> <p>Additionally, our ETPs and STPs are managed by skilled and dedicated operators who ensure these processes run smoothly.</p> <p>It is important to note that, except for the Sareri plant, all our facilities follow the principle of zero liquid discharge, showing our commitment to sustainable and responsible operations.</p>
---	--

6. Please provide details of air emissions (other than GHG emissions) by the entity, in the following format:

Parameter	Please specify unit	2023-24	2022-23
NOx	mg/Nm ³	220	155.85
SOx	mg/Nm ³	325	256.12
Particulate matter (PM)	mg/Nm ³	88.88	193.055
Persistent organic pollutants (POP)	-	-	-
Volatile organic compounds (VOC)	-	-	-
Hazardous air pollutants (HAP)	-	-	-
Others – please specify	-	-	-
Note: Indicate if any independent assessment/ evaluation/assurance has been carried out by an external agency? (Y/N)			Yes
If yes, name of the external agency.	RPCB conducts the periodic monitoring for the other GHG emissions		

BUSINESS RESPONSIBILITY & SUSTAINABILITY REPORT (CONTD.)
7. Provide details of greenhouse gas emissions (Scope 1 and Scope 2 emissions) & its intensity, in the following format:

Parameter	Unit	2023-24	2022-23
Total Scope 1 emissions* (Break-up of the GHG into CO ₂ , CH ₄ , N ₂ O, HFCs, PFCs, SF ₆ , NF ₃ , if available)	Metric tonnes of CO₂ equivalent	2,29,998.90	2,47,328.79
Total Scope 2 emissions (Break-up of the GHG into CO ₂ , CH ₄ , N ₂ O, HFCs, PFCs, SF ₆ , NF ₃ , if available)	Metric tonnes of CO ₂ equivalent	2,16,110.89	2,12,126.10
Total Scope 1 and Scope 2 emissions per rupee of turnover (Total Scope 1 and Scope 2 GHG emissions in TCO ₂ e/ Revenue in ₹ from operations)	Metric tonnes of CO₂ equivalent per rupees of turnover	0.00001675	0.00001681
Total Scope 1 and Scope 2 emission intensity per rupee of turnover adjusted for Purchasing Power Parity (PPP)	Total Scope 1 and Scope 2 GHG emissions / Revenue from operations adjusted for PPP	0.000338647	0.000339955
Total Scope 1 and Scope 2 emission intensity in terms of physical output*		-	-
Total Scope 1 and Scope 2 emission intensity (optional) – the relevant metric may be selected by the entity			
Note: Indicate if any independent assessment/ evaluation/assurance has been carried out by an external agency? (Y/N)			Yes
If yes, name of the external agency.	-		

* Biogenic CO₂e emissions from fuel consumed in FY23-24 amount to 231.96 TCO₂e. Through renewable sources, we mitigate 14,442.99 TCO₂ GHG emissions.

8. Does the entity have any project related to reducing Green House Gas emission? (Yes/ No) If yes, then provide details.	<p>SIL has taken several steps to cut down greenhouse gas (GHG) emissions:</p> <ol style="list-style-type: none"> 1. Rooftop Solar Power Plants: We have set up 17 Mega Watt (MW) rooftop solar power plants at various manufacturing units in Rajasthan. These solar plants generate clean energy, reducing the use of fossil fuels and lowering GHG emissions. 2. Biomass Co-generation Thermal Power Plant: We are building a biomass-based thermal power plant that will generate power and steam, further cutting our carbon footprint. 3. Wind Energy Turbine: We have installed a 5 MW wind energy turbine to help produce green energy for the nation. <p>Additionally, SIL has implemented several energy-saving measures: Conversion of Condensing Turbine: We changed a 6 MW condensing turbine into a backpressure turbine, making it more energy efficient and reducing energy use. Compressed Air Leakage Reduction: By fixing compressed air leaks, we minimise energy waste and improve system efficiency. WCS Duct Modification: We modified the WCS duct to reduce power consumption and improve efficiency. Auto Coner Machine Speed Optimisation: By optimising the speed of suction fan motors in our auto coner machines, we conserve energy. Installation of Variable Frequency Drives (VFD): We installed VFDs to enhance energy efficiency and control motor speed based on demand. Transition to LED Lights: We replaced traditional lights with energy-efficient LED lights throughout our facilities. Solar Street Lights: We installed solar streetlights to use renewable energy for outdoor lighting.</p> <p>These steps show our dedication to reducing GHG emissions and energy use. By using renewable energy, optimising operations, and adopting energy-efficient technologies, SIL aims to lessen our environmental impact and work towards a sustainable future.</p>
--	--



BUSINESS RESPONSIBILITY & SUSTAINABILITY REPORT (CONTD.)

9. Provide details related to waste management by the entity, in the following format:

Parameter	2023-24	2022-23
Total Waste generated (in metric tonnes)		
Plastic waste (in MT) (A)	333.11	505.74
E-waste (in MT) (B)	0.91	-
Bio-medical waste (in MT) (C)	-	-
Construction and demolition waste (in MT) (D)	-	-
Battery waste (in MT) (E)	2.46	-
Radioactive waste (in MT) (F)	-	-
Other Hazardous waste. Please specify, if any. (in MT) (G)	3006.91	5133
Other Non-hazardous waste generated (H). (in MT) Please specify, if any. (Break-up by composition i.e. by materials relevant to the sector)	11,056.61	28,617.52
Manufacturing waste- Yarn, Rope, cotton waste (in MT)	1596.55	2,020.53
Scrap (in MT)	-	227.97
Other waste- Rubber, Wax, Wooden waste, paper waste, etc (in MT)	383.40	320.41
Fly Ash (in MT)	9076.65	24304.62
Sludge (in MT)	-	1744.00
Total (A+B + C + D + E + F + G + H) (in MT)	14,400.00	34,256.26
Waste intensity per rupee of turnover (Total waste generated in MT/ Revenue in ₹ from operations)	0.00000054	0.00000125
Waste intensity per rupee of turnover adjusted for Purchasing Power Parity (PPP) (Total waste generated / Revenue from operations adjusted for PPP)	0.00001093	0.00002535
Waste intensity in terms of physical output*	-	-

For each category of waste generated, total waste recovered through recycling, re-using or other recovery operations (in metric tonnes)

Category of waste	2023-24	2022-23
(i) Recycled	221.04	221.04
(ii) Re-used	1.32	-
(iii) Other recovery operations	11424.16	27176.08
Total	11646.52	27397.12

For each category of waste generated, total waste disposed by nature of disposal method (in metric tonnes)

Category of waste	2023-24	2022-23
(i) Incineration	2005.91	4771.50
(ii) Landfilling	747.53	2418.49
(iii) Other disposal operations	-	-
Total	2753.44	7189.99

Note: Indicate if any independent assessment/ evaluation/assurance has been carried out by an external agency? (Y/N)

No

If yes, name of the external agency.

-

BUSINESS RESPONSIBILITY & SUSTAINABILITY REPORT (CONTD.)

10. Briefly describe the waste management practices adopted in your establishments. Describe the strategy adopted by your Company to reduce usage of hazardous and toxic chemicals in your products and processes and the practices adopted to manage such wastes.

Poor waste and effluent management can seriously harm the environment and human health. At SIL, we understand this and focus on responsibly managing the waste and effluent produced at our facilities. Our waste management practices follow the principles of avoiding, reducing, and recycling waste.

In our manufacturing sites, we generate various types of hazardous waste, such as ETP sludge, waste oil, empty chemical containers, and MEE salt. We strictly follow regulatory guidelines for handling and managing hazardous waste, applying scientific principles and care at every step.

Each plant has dedicated hazardous waste storage yards with impermeable flooring, proper labeling, and strict storage protocols to ensure safe containment. Additionally, all our sites have authorisation from the state pollution control board for managing hazardous waste, and each plant complies with the conditions specified in this authorisation. We maintain and submit all required regulatory documents, like Form 3 and Form 4, to the pollution control board as needed. Our hazardous waste handlers receive regular training on safe handling and disposal to ensure maximum care and compliance.

We also manage non-hazardous waste at our SIL sites, such as dry vegetation, canteen waste, fabric waste, corrugated boxes, stiffener boxes, and paper waste. We handle these types of waste with the same level of care, using scientific principles. For example, boiler ash is sent to brick manufacturers for reuse, while dry vegetation and some canteen wastes are composted onsite. Other waste, such as paper waste and additional canteen waste, is sent to municipal composting sites for proper treatment.

Through these thorough waste management practices, we aim to reduce our environmental impact and promote sustainability. At SIL, we are dedicated to responsible waste management to protect the environment and contribute to a cleaner, healthier future.

11. If the entity has operations/offices in/around ecologically sensitive areas (such as national parks, wildlife sanctuaries, biosphere reserves, wetlands, biodiversity hotspots, forests, coastal regulation zones etc.) where environmental approvals / clearances are required, please specify details in the following format:

Sr. No.	Location of operations/offices	Type of operations	Whether the conditions of environmental approval/clearance are being complied with? (Y/N)	If no, the reasons thereof and corrective action taken, if any.
Not Applicable				

12. Details of environmental impact assessments of projects undertaken by the entity based on applicable laws, in the current financial year:

Name and brief details of project	EIA Notification No.	Date	Whether conducted by independent external agency (Yes / No)	Results communicated in public domain (Yes / No)	Relevant Web link
EIA of project not required for the entity in this financial year as per the applicable laws					

13. Is the entity compliant with the applicable environmental law/ regulations/ guidelines in India; such as the Water (Prevention and Control of Pollution) Act, Air (Prevention and Control of Pollution) Act, Environment protection act and rules thereunder (Y/N/NA). Yes

If not, provide details of all such non-compliances, in the following format:

Specify the law/ regulation/ guidelines which was not complied with	Provide details of the non-compliance	Any fines / penalties /action taken by regulatory agencies such as pollution control boards or by courts	Corrective action taken, if any
we are complaint with the applicable all environmental law/ regulations/ guidelines in India.			

BUSINESS RESPONSIBILITY & SUSTAINABILITY REPORT (CONTD.)

Leadership Indicators

4. If the entity has undertaken any specific initiatives or used innovative technology or solutions to improve resource efficiency, or reduce impact due to emissions / effluent discharge / waste generated, please provide details of the same as well as outcome of such initiatives, as per the following format:

Initiative undertaken	Details of the initiative (Web-link, if any, may be provided along-with summary)	Outcome of the initiative	Corrective action taken, if any
Installation of roof top solar power plant	The Company has installed a Total 17 MW roof top solar power plant at various units of the Company	The installation of rooftop solar panels across our Company's various units has remarkably reduced our dependency on electricity generated from fossil fuels. This transition towards harnessing the sun's energy has significant environmental implications, chiefly in reducing our carbon footprint. By embracing this renewable energy source, we are making a tangible contribution to mitigating climate change. Moreover, this initiative has led to cost efficiencies in our operations, reaffirming our commitment to sustainable practices both economically and environmentally.	-
Wind Power plant	Our Company has undertaken the initiative to install 5 MW wind energy turbines, significantly contributing to India's renewable energy share. This endeavour underscores our commitment to promoting a sustainable and greener future for the nation.	We are proud to announce the installation of 5 MW wind energy turbines, a significant step towards enhancing India's renewable energy generation. This initiative not only contributes to our nation's energy production but also aligns with India's commitment under COP 26 to boost renewable energy sources. By implementing this, we are directly aiding in our country's efforts to reach its renewable energy generation targets, thereby fostering a sustainable and resilient energy future for our nation.	-
Biomass based co-generation thermal power plant	Company also setting up Biomass based co-generation thermal power plant to meet the power and steam requirement with renewable source of energy.	Implementing a biomass-based cogeneration system will significantly reduce our dependency on fossil fuels by utilising carbon-neutral fuel. This approach not only lessens our environmental impact, but it also provides socio-economic benefits, as the biomass can serve as an additional income source for farmers. Furthermore, without proper management, this biomass could result in CH ₄ emissions, a potent greenhouse gas. However, by incorporating this biomass in our cogeneration system, we can mitigate such emissions, thereby ensuring more effective and environmentally friendly management of biomass.	-



BUSINESS RESPONSIBILITY & SUSTAINABILITY REPORT (CONTD.)

Initiative undertaken	Details of the initiative (Web-link, if any, may be provided along-with summary)	Outcome of the initiative	Corrective action taken, if any
Installation Of Conventional Light with Led Light	We have replaced conventional lights of offices and manufacturing lights with energy efficient LED lights.	The outcome of our initiative to replace conventional lights with LED lights in our offices and manufacturing units has been tremendously successful. With LED lights consuming significantly less energy than conventional ones, we have realised substantial savings in electricity costs. Moreover, given that LEDs last up to six times longer than traditional lights, the need for frequent replacements has been greatly reduced, leading to considerable savings in E-waste generation. Furthermore, by adopting LED technology, we are also mitigating environmental impact as these lights contain no toxic elements like mercury, found in conventional bulbs. When they reach the end of their lifespan, LEDs can be recycled, thereby minimising waste.	-
Installation Of Solar Street Light	Sangam India has undertaken an initiative to install solar street lights across its premises as part of our commitment to reduce non-renewable energy consumption.	We have noticed a substantial reduction in non-renewable energy consumption. The shift to solar lighting has also decreased our carbon footprint, as we're now harnessing renewable energy from the sun. Beyond environmental and economic benefits, the solar street lights have improved night-time safety and visibility across our premises	-
Modification Of Wcs Duct to reduce Power Consumption	We've successfully modified the WCS duct in our facilities for power consumption reduction and enhanced operational efficiency	The modification of the WCS duct in our facilities has yielded a positive outcome in terms of reducing power consumption. We have seen a significant decrease in energy usage, leading to cost savings and a lesser environmental footprint. This successful modification has increased the efficiency of our operations, highlighting the potential benefits of continually seeking and implementing energy-efficient solutions.	-
Auto Coner Machine Speed Optimisation In Suction Fan Motor	We've successfully optimised the speed of the suction fan motor in our Auto Coner machines to reduce the energy consumption and improve operational efficiency and machine longevity.	The initiative to optimise the speed of the suction fan motor in our Auto Coner machines has yielded significant results. We have seen notable improvements in operational efficiency and a reduction in energy consumption. The optimised machine speed has minimised wear and tear, extended the equipment's lifespan and reduced maintenance costs. Moreover, it has contributed to our sustainability goals by reducing power usage.	-

BUSINESS RESPONSIBILITY & SUSTAINABILITY REPORT (CONTD.)

Initiative undertaken	Details of the initiative (Web-link, if any, may be provided along-with summary)	Outcome of the initiative	Corrective action taken, if any
Reduction Of Compressed Air Leakage	Sangam has initiated a successful program to reduce compressed air leakage, enhancing operational efficiency	By minimising air leakage, we have improved the efficiency and longevity of our equipment, resulting in lower maintenance costs. This successful initiative has underscored the importance of regularly monitoring and maintaining our equipment to ensure optimal performance. It has further reinforced our commitment to sustainable and efficient operations, and we are motivated to continue finding innovative ways to enhance our processes.	-
Conversion of 6 MW Condensing Turbine in Backpressure Turbine	Our initiative to convert a 6 MW Condensing Turbine to a Backpressure Turbine has notably improved our energy efficiency. This conversion has reduced energy costs, decreased reliance on external power sources, and aligned with our sustainability objectives by lowering CO2 emissions.	Our initiative to convert a 6 MW Condensing Turbine into a Backpressure Turbine has led to positive outcomes. This transformation has resulted in significant energy savings, as backpressure turbines are more efficient in converting heat to electricity. Additionally, the conversion has reduced our dependency on external power sources, thereby lowering energy costs and CO2 emissions.	-
Canteen and dry vegetation waste	We have taken several initiatives to reduce the waste generation and manage the canteen generated waste properly	We have implemented several initiatives to ensure optimal usage of resources. <ol style="list-style-type: none"> 1. We encourage our workers to take excess food home to feed animals, reducing food waste and contributing to animal welfare. 2. Used tea leaves are repurposed as a natural manure for our plantation, enhancing soil health and reducing the need for chemical fertilisers. 3. Excess milk is not wasted; instead, it's utilised to make curd, ensuring the efficient use of dairy products and providing a nutritious food source. 4. If milk becomes fermented, it is transformed into cottage cheese, once again maximising utility and minimising waste. 	-

PRINCIPLE 7 Businesses, when engaging in influencing public and regulatory policy, should do so in a manner that is responsible and transparent.

(This principle highlights the importance of responsible advocacy. Companies should engage in policy advocacy in a responsible and transparent manner, and avoid engaging in activities that could undermine the public interest or the democratic process.)

Essential Indicators

1. a. Number of affiliations with trade and industry chambers/ associations.	4
b. List the top 10 trade and industry chambers/ associations (determined based on the total members of such body) the entity is a member of/ affiliated to.	

S. No.	Name of the trade and industry chambers/ associations	Reach of trade and industry chambers/ associations (State/National/ International)
1.	Confederation of Indian Textile Industry (CITI) New Delhi	National
2.	Council for Redressal & Development of Industries.	National
3.	Denim Manufacturers Association	National
4.	The Rajasthan Textile Mill Associations, Rajasthan	State

BUSINESS RESPONSIBILITY & SUSTAINABILITY REPORT (CONTD.)
2. Provide details of corrective action taken or underway on any issues related to anti- competitive conduct by the entity, based on adverse orders from regulatory authorities.

Name of authority	Brief of the case	Corrective action taken
No, action required on any issues related to anti- competitive conduct by the entity, based on adverse orders from regulatory authorities.		

PRINCIPLE 8 Businesses Should Promote Inclusive Growth and Equitable Development

(This principle emphasizes the importance of promoting inclusive and equitable economic development. Companies should create economic opportunities for all, including disadvantaged and marginalised groups. They should also contribute to the development of local communities and support social and economic empowerment.)

Essential Indicators
1. Details of Social Impact Assessments (SIA) of projects undertaken by the entity based on applicable laws, in the current financial year.

Name and brief details of project	SIA Notification No.	Date of notification	Whether conducted by independent external agency (Yes / No)	Results communicated in public domain (Yes / No)	Relevant Web link
No Social Impact Assessment (SIA) of projects undertaken by the entity for the current reporting year					

2. Provide information on project(s) for which ongoing Rehabilitation and Resettlement (R&R) is being undertaken by your entity, in the following format:

Sr. No.	Name of Project for which R&R is ongoing	State	District	No. of Project Affected Families (PAFs)	% of PAFs covered by R&R	Amounts paid to PAFs in the FY (In ₹)
No Rehabilitation and resettlement are being taken by the entity in the current reporting year.						

3. Describe the mechanisms to receive and redress grievances of the community.

We have established a comprehensive and responsive grievance redressal mechanism to address complaints from community members. The process includes the following steps:

1. Each plant unit maintains a logbook for registering community complaints, ensuring a clear record and tracking the progress of resolution.
2. Upon receiving a complaint, it is carefully evaluated and categorised based on its nature (e.g., culture & heritage, land disturbance, health & safety). Relevant personnel are assigned to address the issue, ensuring it is handled by those best equipped to resolve it.
3. After categorisation and assignment, we contact the complainant to acknowledge their concern and assure them of the steps being taken to resolve the issue.
4. As we address the issue, we also work to identify and understand its root causes, which is crucial for preventing similar issues in the future.
5. Once the complaint is resolved to the satisfaction of the complainant, the community redressal manager or assigned personnel sign off on the complaint, signifying that the issue has been effectively addressed.
6. If a complaint is not satisfactorily resolved, the community redressal manager initiates further investigation. If necessary, a third party may be involved for mediation to ensure a fair and unbiased resolution.

Through this systematic and thoughtful approach to community grievances, we aim to uphold our social responsibility, respect community concerns, and foster harmonious coexistence with the community.

4. Percentage of input material (inputs to total inputs by value) sourced from suppliers:

	2023-24	2022-23
Directly sourced from MSMEs/ small producers	29.71%	18.00%
Directly from within India	100%	100%

BUSINESS RESPONSIBILITY & SUSTAINABILITY REPORT (CONTD.)
5. Job creation in smaller towns – Disclose wages paid to persons employed (including employees or workers employed on a permanent or non-permanent / on contract basis) in the following locations, as % of total wage cost

	2023-24	2022-23
Rural	100%	100%
Semi-urban	-	-
Urban	-	-
Metropolitan	-	-

(Place to be categorised as per RBI Classification System - rural / semi-urban / urban/metropolitan)

PRINCIPLE 9 Businesses should engage with and provide value to their consumers in a responsible manner.

(This principle highlights the importance of responsible consumer engagement. Companies should provide safe, high-quality products and services, and ensure that they are marketed and sold ethically and responsibly. They should also be transparent about their products and services, and provide consumers with the information they need to make informed choices.)

Essential Indicators

1. Describe the mechanisms in place to receive and respond to consumer complaints and feedback.	We have strong systems to handle consumer complaints and feedback, prioritising customer satisfaction. We welcome all feedback and have set up a dedicated email (customercare@C9airwear.com) and contact number (+919799165695). These channels allow customers to voice their concerns or share their experiences, ensuring quick resolutions and continuous improvement of our services.
--	---

2. Turnover of products and/ services as a percentage of turnover from all products/service that carry information about

Particular	As a percentage to total turnover
Environmental and social parameters relevant to the product	100%
Safe and responsible usage	100%
Recycling and/or safe disposal	100%

3. Number of consumer complaints in respect of the following:

Particular	2023-24		Remark	2022-23		Remark
	Received during the year	Pending resolution at end of year		Received during the year	Pending resolution at end of year	
Data privacy	0	0	-	0	0	-
Advertising	0	0	-	0	0	-
Cyber-security	0	0	-	0	0	-
Delivery of essential services	0	0	-	0	0	-
Restrictive Trade Practices	0	0	-	0	0	-
Unfair Trade Practices	0	0	-	0	0	-
Other	8	0	-	15	0	-

4. Details of instances of product recalls on account of safety issues:

	Number	Reasons for recall
Voluntary recalls	0	-
Forced recalls	0	-

BUSINESS RESPONSIBILITY & SUSTAINABILITY REPORT (CONTD.)

<p>5. Does the entity have a framework/ policy on cyber security and risks related to data privacy? (Yes/No) If available, provide a web link of the policy</p>	<p>Yes, We recognise the crucial importance of cybersecurity and data privacy in today's digital age. Therefore, we have created and implemented a comprehensive policy to address these issues. For more information, please visit our [cybersecurity policy] https://sangamgroup.com/cyber-security-policy/</p>
<p>6. Provide details of any corrective actions taken or underway on issues relating to advertising, and delivery of essential services; cyber security and data privacy of customers; re-occurrence of instances of product recalls; penalty / action taken by regulatory authorities on safety of products / services.</p>	<p>No corrective action was required related to advertising, delivery of essential services, cyber security and data privacy.</p>
<p>7. Provide the following information relating to data breaches</p>	
<p>a. Number of instances of data breaches along-with impact</p>	<p>0</p>
<p>b. Percentage of data breaches involving personally identifiable information of customers</p>	<p>NA</p>
<p>c. Impact, if any, of the data breaches</p>	<p>Not Applicable</p>

INDEPENDENT AUDITOR'S REPORT

To,
The Members of Sangam (India) Limited

REPORT ON THE AUDIT OF THE STANDALONE FINANCIAL STATEMENTS

Opinion

We have audited the accompanying Standalone Financial Statements of Sangam (India) Limited ("the Company"), which comprise the Balance Sheet as at 31st March, 2024, the Statement of Profit and Loss (including Other Comprehensive Income), the Statement of Changes in Equity and the Statement of Cash Flows for the year then ended, and notes to the Standalone Financial Statements, including a summary of material accounting policies and other explanatory information (hereinafter referred to as "Standalone Financial Statements").

In our opinion and to the best of our information and according to the explanations given to us, the aforesaid Standalone Financial Statements give the information required by the Companies Act, 2013 ("the Act") in the manner so required and give a true and fair view in conformity with the Indian Accounting Standards ("Ind AS") prescribed under Section 133 of the Act read with the Companies (Indian Accounting Standards) Rules, 2015 as amended and other accounting principles generally accepted in India, of the state of affairs of the Company as at 31st March, 2024, and its profit including other comprehensive income, changes in equity and its cash flows for the year ended on that date.

Basis for Opinion

We conducted our audit of the Standalone Financial Statements in accordance with the Standards on Auditing ("SAs") as specified under section 143(10) of the Act. Our responsibilities under those Standards are further

described in the Auditor's Responsibilities for the Audit of the Standalone Financial Statements section of our report.

We are independent of the Company in accordance with the Code of Ethics issued by the Institute of Chartered Accountants of India ("ICAI") together with the ethical requirements that are relevant to our audit of the Standalone Financial Statements under the provisions of the Act and the Rules thereunder, and we have fulfilled our other ethical responsibilities in accordance with these requirements and the ICAI's Code of Ethics. We believe that the audit evidence obtained by us is sufficient and appropriate to provide a basis for our opinion on the Standalone Financial Statements.

Key Audit Matters

Key audit matters are those matters that, in our professional judgement, were of most significance in our audit of the Standalone Financial Statements for the financial year ended 31st March, 2024. These matters were addressed in the context of our audit of the Standalone Financial Statements as a whole, and in forming our opinion thereon, and we do not provide a separate opinion on these matters. For each matter below, our description of how our audit addressed the matter is provided in that context.

We have determined the matters described below to be the key audit matters to be communicated in our report. We have fulfilled the responsibilities described in the Auditors' responsibilities for the audit of the Standalone Financial Statements section of our report, including in relation to these matters. Accordingly, our audit included the performance of procedures designed to respond to our assessment of the risks of material misstatement of the Standalone Financial Statements. The results of our audit procedures, including the procedures performed to address the matters below, provide the basis for our audit opinion on the accompanying Standalone Financial Statements:

The key audit matters Key audit matter description	How our audit addressed the key audit matter Principal Audit Procedures
<p>Capital Work In Progress (CWIP)</p> <p>Rs. 21459 lakhs (Refer Note 5 to the Standalone Financial Statements)</p> <p>The Company has two projects under progress for expansion of business. During the year there was addition of Rs. 36354 Lakhs to CWIP and projects of Rs. 36567 Lakhs were capitalised.</p> <p>Since the CWIP is of a substantial amount and material in nature, we have considered the audit of the above area to be a key audit matter for reporting purpose</p>	<p>Principal Audit Procedures performed</p> <p>Out Audit procedures included the following:</p> <ol style="list-style-type: none"> i. Review of the Board minutes relating to the Project and its approval if any, required during the year. ii. Reviewing the terms of the work carried out at the site in accordance with the contracts/purchase orders. iii. Site visit by the audit team to physically verify the progress of the development of the project undertaken. iv. Reviewing the procedures carried out by the project team for capital work in progress, based on the bills submitted by the contractors/vendors.

INDEPENDENT AUDITOR'S REPORT (CONTD.)

The key audit matters	How our audit addressed the key audit matter
	<ul style="list-style-type: none"> v. We tested the effectiveness of checks relating to the issue of various contracts/purchase orders, identification of distinct performance obligations by the company as well as the contractors/vendors. vi. We selected a sample of contracts and vendor's invoices, compared the same with the bills submitted by the contractors/vendors, its certification by the project team and the subsequent payment by the accounts department in accordance with the terms and conditions of the contracts/purchase orders and approval by the proper authorities, authorised for the payment of the bills. vii. Tracing the payments made by the accounts, based on the certification of the bills by the project team, with the bank statement. viii. Determination as to whether the percentage of completion of the contract costs accounted for are corresponding to the liabilities and/or payments made by the company including reconciliations, if any. ix. Discussing the issues and observations of Capital Work in Progress with the management/accounts and finance team for clarification as and when required.

Information other than the financial statements and Auditor's report thereon

The Company's Board of Directors is responsible for the other information. The other information comprises the information included in the Company's annual report, but does not include the Standalone Financial Statements and our auditor's report thereon. Our opinion on the Standalone Financial Statements does not cover the other information and we do not express any form of assurance conclusion thereon.

In connection with our audit of the Standalone Financial Statements, our responsibility is to read the other information and, in doing so, consider whether the other information is materially inconsistent with the Standalone Financial Statements or our knowledge obtained in the audit or otherwise appears to be materially misstated. If, based on the work we have performed, we conclude that there is a material misstatement of this other information, we are required to report that fact. We have nothing to report in this regard.

Responsibility of Management and those charged with Governance for the Standalone Financial Statements

The Company's Management and Board of Directors is responsible for the matters stated in section 134(5) of the Act with respect to the preparation of these Standalone Financial Statements that give a true and fair view of the financial position, financial performance including other

comprehensive income, the Statement of Changes in Equity and the Statement of Cash Flows of the Company in accordance with the accounting principles generally accepted in India, including Indian Accounting Standards (Ind AS) specified under section 133 of the Act. This responsibility also includes maintenance of adequate accounting records in accordance with the provisions of the Act for safeguarding of the assets of the Company and for preventing and detecting frauds and other irregularities; selection and application of appropriate accounting policies; making judgments and estimates that are reasonable and prudent; and design, implementation and maintenance of adequate internal financial controls, that were operating effectively for ensuring the accuracy and completeness of the accounting records, relevant to the preparation and presentation of the standalone financial statements that give a true and fair view and are free from material misstatement, whether due to fraud or error.

In preparing the standalone financial statements, Management and Board of Directors are responsible for assessing the Company's ability to continue as a going concern, disclosing, as applicable, matters related to going concern and using the going concern basis of accounting unless management either intends to liquidate the Company or to cease operations, or has no realistic alternative but to do so. The Company's Board of Directors is also responsible for overseeing the Company's financial reporting process.

INDEPENDENT AUDITOR'S REPORT (CONTD.)

Auditor's Responsibilities for the Audit of the Standalone Financial Statements

Our objectives are to obtain reasonable assurance about whether the Standalone Financial Statements as a whole are free from material misstatement, whether due to fraud or error, and to issue an auditor's report that includes our opinion. Reasonable assurance is a high level of assurance, but is not a guarantee that an audit conducted in accordance with SAs will always detect a material misstatement when it exists. Misstatements can arise from fraud or error and are considered material if, individually or in the aggregate, they could reasonably be expected to influence the economic decisions of users taken on the basis of these standalone financial statements.

As part of an audit in accordance with Standards on Auditing (SAs), we exercise professional judgment and maintain professional scepticism throughout the audit. We also:

- Identify and assess the risks of material misstatement of the standalone financial statements, whether due to fraud or error, design and perform audit procedures responsive to those risks, and obtain audit evidence that is sufficient and appropriate to provide a basis for our opinion. The risk of not detecting a material misstatement resulting from fraud is higher than for one resulting from error, as fraud may involve collusion, forgery, intentional omissions, misrepresentations, or the override of internal control.
- Obtain an understanding of internal financial control relevant to the audit in order to design audit procedures that are appropriate in the circumstances. Under section 143(3)(i) of the Companies Act, 2013, we are also responsible for expressing our opinion on whether the company has adequate internal financial controls system in place and the operating effectiveness of such controls.
- Evaluate the appropriateness of accounting policies used and the reasonableness of accounting estimates and related disclosures made by management.
- Conclude on the appropriateness of management's use of the going concern basis of accounting and, based on the audit evidence obtained, whether a material uncertainty exists related to events or conditions that may cast significant doubt on the Company's ability to continue as a going concern. If we conclude that a material uncertainty exists, we are required to draw attention in our auditor's report to the related disclosures in the Standalone Financial statements or, if such disclosures are inadequate, to modify

our opinion. Our conclusions are based on the audit evidence obtained up to the date of our auditor's report. However, future events or conditions may cause the Company to cease to continue as a going concern.

- Evaluate the overall presentation, structure and content of the Standalone Financial Statements, including the disclosures, and whether the Standalone Financial statements represent the underlying transactions and events in a manner that achieves fair presentation.

Materiality is the magnitude of misstatements in the Standalone Financial Statements that, individually or in aggregate, makes it probable that the economic decisions of a reasonably knowledgeable user of the Standalone Financial Statements may be influenced. We consider quantitative materiality and qualitative factors in (i) planning the scope of our audit work and in evaluating the results of our work; and (ii) to evaluate the effect of any identified misstatements in the financial statements.

We communicate with those charged with governance regarding, among other matters, the planned scope and timing of the audit and significant audit findings, including any significant deficiencies in internal control that we identify during our audit.

We also provide those charged with governance with a statement that we have complied with relevant ethical requirements regarding independence, and to communicate with them all relationships and other matters that may reasonably be thought to bear on our independence, and where applicable, related safeguards.

From the matters communicated with those charged with governance, we determine those matters that were of most significance in the audit of the Standalone Financial Statements of the current period and are therefore the key audit matters. We describe these matters in our auditors' report unless law or regulation precludes public disclosure about the matter or when, in extremely rare circumstances, we determine that a matter should not be communicated in our report because the adverse consequences of doing so would reasonably be expected to outweigh the public interest benefits of such communication.

Report on Other Legal and Regulatory Requirements

1. As required by the Companies (Auditor's Report) Order, 2020 ("the Order"), issued by the Central Government of India in terms of sub-section (11) of section 143 of the Companies Act, 2013, we give in the "Annexure A", a statement on the matters specified in paragraphs 3 and 4 of the Order, to the extent applicable.

INDEPENDENT AUDITOR'S REPORT (CONTD.)

2. As required by Section 143(3) of the Act, we report that:
- (a) We have sought and obtained all the information and explanations which to the best of our knowledge and belief were necessary for the purposes of our audit.
 - (b) In our opinion, proper books of account as required by law have been kept by the Company so far as it appears from our examination of those books.
 - (c) The Balance Sheet, the Statement of Profit and Loss including Other Comprehensive Income, the Statement of Changes in Equity and the Statement of Cash Flows dealt with by this Report are in agreement with the books of account.
 - (d) In our opinion, the aforesaid Standalone Financial Statements comply with the Indian Accounting Standards (IND AS) specified under Section 133 of the Act, read with Companies (Indian Accounting Standards) Rule, 2015, as amended.
 - (e) On the basis of the written representations received from the directors as on 31st March, 2024 taken on record by the Board of Directors, none of the directors is disqualified as on 31st March, 2024 from being appointed as a director in terms of Section 164(2) of the Act.
 - (f) With respect to the adequacy of the internal financial controls over financial reporting of the Company with reference to these Standalone Financial Statements and the operating effectiveness of such controls, refer to our separate Report in **"Annexure B"** to this report.
 - (g) In our opinion, the managerial remuneration for the year ended 31st March, 2024 has been paid/ provided by the Company to its directors in accordance with the provisions of Section 197 read with schedule V of the Act.
 - (h) With respect to the other matters to be included in the Auditor's Report in accordance with Rule 11 of the Companies (Audit and Auditors) Rules, 2014, as amended in our opinion and to the best of our information and according to the explanations given to us.
 - (i) The company has disclosed the impact of pending litigations as on 31st March, 2024 on its financial position under note no. 50 of Standalone Financial Statements.
 - (ii) The Company has made provision as at 31st March 2024 as required under the applicable Law or Accounting Standards for foreseeable losses on long-term contracts including derivative contracts.
 - (iii) There has been no delay in transferring amounts, required to be transferred to the Investor Education and Protection Fund by the Company.
- (i) (a) The management has represented to us that, to the best of its knowledge and belief, other than as disclosed in the notes to the accounts, no funds have been advanced or loaned or invested (either from borrowed funds or share premium or any other sources or kind of funds) by the Company to or in any other persons or entities, including foreign entities ("Intermediaries"), with the understanding, whether recorded in writing or otherwise, that the Intermediary shall, whether, directly or indirectly, lend or invest in other persons or entities identified in any manner whatsoever by or on behalf of the Company ("Ultimate Beneficiaries") or provide any guarantee, security or the like on behalf of the Ultimate Beneficiaries;
 - (b) The management has represented that, to the best of its knowledge and belief, as disclosed in the notes of accounts, no funds have been received by the Company from any person(s) or entity(ies), including foreign entities ("Funding Parties"), with the understanding, whether recorded in writing or otherwise, that the Company shall, whether, directly or indirectly, lend or invest in other persons or entities identified in any manner whatsoever by or on behalf of the Funding Party ("Ultimate Beneficiaries") or provide any guarantee, security or the like on behalf of the Ultimate Beneficiaries); and
 - (c) Based on such audit procedures that we considered reasonable and appropriate in the circumstances, nothing has come to our notice that has caused us to believe that the representation given by the management under paragraph (2)(i)(a) and (b) contain any material misstatement.



INDEPENDENT AUDITOR'S REPORT (CONTD.)

- (j) The Dividend paid by the Company during the year is in accordance with the Section 123 of the Act, as applicable.
- (k) Based on our examination which included test checks, the company has used accounting software for maintaining its books of account which has a feature of recording audit trail (edit log) facility and the same has operated throughout the year for all relevant transactions recorded in the said software. Further, during the course of our audit, we did not come across any instance of audit trail feature being tampered with and the audit trail has been preserved by the company

as per the statutory requirements for record retention.

For R KABRA & CO LLP

Chartered Accountants

Firm Registration No:
104502W/W100721

Deepa Rathi

Partner

Membership No:104808
UDIN: 24104808BKCKPP6284
Place: Bhilwara
Dated: 10th May, 2024

For O. P. Dad & Co.

Chartered Accountants

Firm Registration No:
002330C

Abhishek Dad

Partner

Membership No: 409237
UDIN: 24409237BKEYZT8929
Place: Bhilwara
Dated: 10th May, 2024

Annexure "A" TO THE INDEPENDENT AUDITOR'S REPORT ON THE STANDALONE FINANCIAL STATEMENTS OF SANGAM (INDIA) LIMITED

(Referred to in paragraph 1 under 'Report on Other Legal and Regulatory Requirements' section of our report of even date)

In terms of the information and explanations sought by us and given by the Company and the books of account and records examined by us in the normal course of audit and to the best of our knowledge and belief, we state that:

- (i) (a) (A) The Company has maintained proper records showing full particulars, including quantitative details and situation of Property, Plant and Equipment, Capital Work-In-Progress and relevant details of Right-of-Use assets.
- (B) The Company has maintained proper records showing full particulars of intangible assets.
- (b) As per the information and explanation given to us, the management at reasonable interval carries out the physical verification of the Property, Plant and Equipment. The material discrepancies, if any, on such verification, are appropriately dealt with in the books of account on reconciliation with the records.
- (c) According to the information and explanation given to us, the title deeds of all the immovable properties (other than properties where the company is the lessee and the lease agreements are duly executed in favour of the lessee) disclosed in the standalone financial statements are held in the name of the company.
- (d) The Company has not revalued any of its property, plant and equipment (including Right of Use assets) and intangible assets during the year.
- (e) According to the information and explanation given to us, no proceedings have been initiated or are pending against the company for holding any benami property under the Benami Transactions (Prohibition) Act, 1988 (45 of 1988) and rules made thereunder during the year.
- (ii) (a) The management has conducted physical verification of inventory at reasonable intervals during the year, In our opinion, the coverage and procedure of such verification by the management is appropriate. As informed to us, no discrepancies of 10% or more in the aggregate for each class of inventory were noticed on such verification.

(b) The company has been sanctioned working capital limits in excess of five crore rupees, in aggregate, from banks on the basis of security of current assets. The quarterly returns or statements filed by the company with such banks in principle are in agreement with the books of account of the Company for the respective periods.

(iii) (a) During the year the company has made investments in and provided guarantee to companies, firms, Limited Liability Partnerships or any other parties, in respect of which:

(A) The Company has not made any additional investments in subsidiary company during the year. The balance of investments in the subsidiary company is as under:

(Rs. In Lakhs)

To whom	the aggregate amount during the year	balance outstanding at the balance sheet date
Investments in equity shares of subsidiary company	NIL	3922

(B) The Company has made investments during the year in companies other than subsidiaries, joint ventures and associates as per the details below:

(Rs. In Lakhs)

To whom	the aggregate amount during the year (Rs. In Lakhs)	balance outstanding at the balance sheet date (Rs. In Lakhs)
Investment in Mutual Funds	341*	1027*

*Fair value as per Ind AS

(b) According to the information and explanation given to us, the investments made, guarantees provided, and the terms and conditions of the guarantees provided are not prejudicial to the company's interest;

(c) According to the information and explanation given to us, the company has not granted any



ANNEXURE "A" TO THE INDEPENDENT AUDITOR'S REPORT ON THE STANDALONE FINANCIAL STATEMENTS OF SANGAM (INDIA) LIMITED (CONTD.)

loans to other companies, hence reporting clause under 3(iii)(c) to (f) is not applicable.

- (iv) According to the information and explanation given to us, the company has complied with requirements of section 185 and 186 in respect of loans, investments, guarantees or security made by it during the year under audit;
- (v) The Company has not accepted any deposits or amounts which are deemed to be deposits under the directives of the Reserve Bank of India and the provisions of Sections 73 to 76 or any other relevant provisions of the Companies Act, 2013 and the rules framed thereunder, where applicable. Accordingly, the provisions of clause 3(v) of the Order are not applicable.
- (vi) The maintenance of cost records has been specified by the Central Government under section 148(1) of the Companies Act, 2013 and such accounts and records

have been so made and maintained by the company. We have, however, not made a detailed examination of the cost records with a view to determine whether they are accurate or complete.

- (vii) a) The Company is regular in depositing undisputed statutory dues including Goods and Services Tax, provident fund, employees' state insurance, income-tax, duty of customs, cess and any other statutory dues, as applicable, with the appropriate authorities. Further, no undisputed amounts payable in respect thereof were outstanding at the year-end for a period of more than six months from the date they became payable.
- b) According to the information and explanations given to us, the disputed statutory dues in respect of (a) above that have not been deposited before appropriate authorities are as under:

Sr. No.	Name of the statute	Nature of dues	Amount of disputed demand (Rs.in lakhs)		Period to which the amount related (F.Y)	Forum where Dispute is Pending
			23-24	22-23		
1	Central Excise Act 1944	Excise Duty and penalty	11	11	2015-16	Commissioner of Excise and Service Tax (Appeals) Jodhpur
2	Rajasthan Stamp Duty Act, 1998	Stamp Duty	-	64	2006-07	Rajasthan High Court Jodhpur
3	Electricity Act, 2003	Fixed Charges Recovery	42	42	2009-10 to 2010-11	APTEL, New Delhi

- (viii) According to the information and explanation given to us, the company has not surrendered or disclosed any transactions previously unrecorded in books of accounts, in the tax assessments under the Income Tax Act, 1961 (43 of 1961) as income during the year. Accordingly, the provisions of clause 3(viii) of the Order are not applicable.
- (ix) (a) Based on our audit procedures and as per the information and explanations provided by the management, we are of the opinion that the Company has not defaulted in the repayment of loans or other borrowings or in the payment of interest thereon to any lender during the year.
- (b) The Company has not been declared wilful defaulter by any bank or financial institution or other lenders.
- (c) According to the information and explanation given to us, term loans availed by the Company were, applied by the Company during the year for the purposes for which the loans were obtained.
- (d) According to the information and explanation given to us, funds raised on short-term basis have, prima facie, not been used during the year for long-term purposes by the Company.
- (e) According to the information and explanation given to us, the company has not taken any funds from any entity or person on account of or to meet the obligations of its subsidiaries, associates or joint ventures;

ANNEXURE "A" TO THE INDEPENDENT AUDITOR'S REPORT ON THE STANDALONE FINANCIAL STATEMENTS OF SANGAM (INDIA) LIMITED (CONTD.)

- (f) According to the information and explanation given to us, the Company has not raised loans during the year on the pledge of securities held in its subsidiaries or joint ventures or associate companies.
- (x) (a) The Company has not raised moneys by way of initial public offer or further public offer (including debt instruments) during the year under review.
- (b) According to the information and explanation given to us, the Company has not made any preferential allotment or private placement of shares or convertible debentures (fully or partly or optionally) during the year under review.
- (xi) (a) Based upon the audit procedures performed for the purpose of reporting the true and fair view of the standalone financial statements and according to the information and explanations given by the management, no fraud by the Company or no material fraud on the company has not been noticed or reported during the year;
- (b) According to the information and explanation given to us, no report under sub-section (12) of section 143 of the Companies Act has been filed by the auditors in Form ADT-4 as prescribed under rule 13 of Companies (Audit and Auditors) Rules, 2014 with the Central Government;
- (c) In our opinion, to the best of our knowledge and according to the information and explanation given to us, no whistle-blower complaints were received during the year by the company;
- (xii) The Company is not a Nidhi Company, accordingly provisions of the Clause 3(xii) of the Order is not applicable to the company;
- (xiii) According to the information and explanations given to us, we are of the opinion that all transactions with related parties are in compliance with Section 177 and 188 of Companies Act, 2013 where applicable and the details have been disclosed in the Standalone Financial Statements etc., as required by the Indian Accounting Standards and the Companies Act, 2013
- (xiv) (a) According to the information and explanations given to us, the company has an internal audit system commensurate with the size and nature of its business;
- (b) We have not considered the reports of the Internal Auditors in our audit as these reports were not made available to us for our review;
- (xv) According to the information and explanations given to us, we are of the opinion that the company has not entered into any non-cash transactions with directors or persons connected with him and accordingly, the provisions of clause 3(xv) of the Order is not applicable.
- (xvi) According to the information and explanations given to us, we are of the opinion that the company is not required to be registered under section 45-IA of the Reserve Bank of India Act, 1934 and the company is not a Core Investment Company (CIC) as defined in the regulations made by the Reserve Bank of India, accordingly the provisions of clause 3(xvi) of the Order are not applicable;
- (xvii) According to the information and explanations given to us and based on the audit procedures conducted we are of opinion that the company has not incurred any cash losses in the financial year and the immediately preceding financial year;
- (xviii) There has been no resignation of the statutory auditors of the Company during the year and accordingly, the provisions of clause 3(xviii) of the Order is not applicable;
- (ix) On the basis of the financial ratios, ageing and expected dates of realization of financial assets and payment of financial liabilities, other information accompanying the financial statements, our knowledge of the Board of Directors and management plans and based on our examination of the evidence supporting the assumptions, nothing has come to our attention, which causes us to believe that any material uncertainty exists as on the date of the audit report indicating that company is incapable of meeting its liabilities existing at the date of balance sheet as and when they fall due within a period of one year from the balance sheet date. We, however, state that this is not an assurance as to the future viability of the company. We further state that our reporting is based on the facts up to the date of the audit report and we neither give any guarantee nor any assurance that all liabilities falling due within a period of one year from the balance sheet date, will get discharged by the company as and when they fall due.



ANNEXURE "A" TO THE INDEPENDENT AUDITOR'S REPORT ON THE STANDALONE FINANCIAL STATEMENTS OF SANGAM (INDIA) LIMITED (CONTD.)

- (xx) (a) In respect of other than ongoing projects, the Company does not have any unspent Corporate Social Responsibility (CSR) amount which is required to be transfer to a Fund specified in Schedule VII to the Companies Act, 2013 before the date of this report and within a period of six months of the expiry of the financial year in compliance with second proviso to sub-section (5) of section 135 of the said Act.
- (b) There are no unspent amounts in respect of ongoing projects that are required to be transferred to a special account in compliance of provision of sub-section (6) of section 135 of companies Act.

- (xxi) There are no qualifications or adverse remarks given by the auditor in the Companies (Auditor's Report) Order (CARO) reports of the subsidiary company. As such provision of clause 3(xxii) of the Order is not applicable.

For R KABRA & CO LLP*Chartered Accountants*Firm Registration No:
104502W/W100721**For O. P. Dad & Co.***Chartered Accountants*Firm Registration No:
002330C**Deepa Rathi***Partner*Membership No:104808
UDIN: 24104808BKCKPP6284
CAMP: Bhilwara
Dated: 10th May, 2024**Abhishek Dad***Partner*Membership No: 409237
UDIN: 24409237BKEYZT8929
Place: Bhilwara
Dated: 10th May, 2024

Annexure "B" TO THE INDEPENDENT AUDITOR'S REPORT ON THE STANDALONE FINANCIAL STATEMENTS OF SANGAM (INDIA) LIMITED

(Referred to in paragraph 2 (f) under 'Report on Other Legal and Regulatory Requirements' of our report of even date)

Report on the Internal Financial Controls Over Financial Reporting under Clause (i) of Sub-section 3 of Section 143 of the Companies Act, 2013 ("the Act")

We have audited the internal financial controls over financial reporting of Sangam (India) Limited ("the Company") as of 31st March, 2024 in conjunction with our audit of the Standalone Financial Statements of the Company for the year ended on that date.

Management's Responsibility for Internal Financial Controls

The Company's management is responsible for establishing and maintaining internal financial controls based on the internal control over financial reporting criteria established by the Company considering the essential components of internal control stated in the Guidance Note on Audit of Internal Financial Controls Over Financial Reporting (the "Guidance Note") issued by the Institute of Chartered Accountants of India ("ICAI"). These responsibilities include the design, implementation and maintenance of adequate internal financial controls that were operating effectively for ensuring the orderly and efficient conduct of its business, including adherence to Company's policies, the safeguarding of its assets, the prevention and detection of frauds and errors, the accuracy and completeness of the accounting records, and the timely preparation of reliable financial information, as required under the Act.

Auditor's Responsibility

Our responsibility is to express an opinion on the Company's internal financial controls over financial reporting with reference to these Standalone Financial Statements based on our audit. We conducted our audit in accordance with the Guidance Note and the Standards on Auditing prescribed under Section 143(10) of the Act, to the extent applicable to an audit of internal financial controls. Those Standards and the Guidance Note require that we comply with ethical requirements and plan and perform the audit to obtain reasonable assurance about whether adequate internal financial controls over financial reporting with reference to these Standalone Financial Statements was established and maintained and if such controls operated effectively in all material respects.

Our audit involves performing procedures to obtain audit evidence about the adequacy of the internal financial controls system over financial reporting with reference to these Standalone Financial Statements and their operating effectiveness. Our audit of internal financial controls over financial reporting included obtaining an understanding of internal financial controls over financial reporting with

reference to these Standalone Financial Statements, assessing the risk that a material weakness exists, and testing and evaluating the design and operating effectiveness of internal control based on the assessed risk. The procedures selected depend on the auditor's judgement, including the assessment of the risks of material misstatement of the Standalone Financial Statements, whether due to fraud or error.

We believe that the audit evidence we have obtained is sufficient and appropriate to provide a basis for our audit opinion on the Company's internal financial controls system over financial reporting with reference to these Standalone Financial Statements.

Meaning of Internal Financial Controls Over Financial Reporting

A Company's internal financial control over financial reporting with reference to these Standalone Financial Statements is a process designed to provide reasonable assurance regarding the reliability of financial reporting and the preparation of Standalone Financial Statements for external purposes in accordance with generally accepted accounting principles. A Company's internal financial control over financial reporting with reference to these Standalone Financial Statements includes those policies and procedures that (1) pertain to the maintenance of records that, in reasonable detail, accurately and fairly reflect the transactions and dispositions of the assets of the Company; (2) provide reasonable assurance that transactions are recorded as necessary to permit preparation of Standalone Financial Statements in accordance with generally accepted accounting principles, and that receipts and expenditures of the Company are being made only in accordance with authorizations of management and directors of the Company; and (3) provide reasonable assurance regarding prevention or timely detection of unauthorized acquisition, use or disposition of the Company's assets that could have a material effect on the Standalone Financial statements.

Inherent Limitations of Internal Financial Controls Over Financial Reporting with reference to these Standalone Financial Statements.

Because of the inherent limitations of internal financial controls over financial reporting with reference to these Standalone Financial Statements, including the possibility of collusion or improper management override of controls, material misstatements due to error or fraud may occur and not be detected. Also, projections of any evaluation of the internal financial controls over financial reporting with reference to these Standalone Financial Statements to future periods are subject to the risk that the internal financial control over financial reporting with reference to these Standalone Financial Statements may become inadequate

ANNEXURE "B" TO THE INDEPENDENT AUDITOR'S REPORT ON THE STANDALONE FINANCIAL STATEMENTS OF SANGAM (INDIA) LIMITED (CONTD.)

because of changes in conditions, or that the degree of compliance with the policies or procedures may deteriorate.

Opinion

In our opinion, to the best of our information and according to the explanations given to us, the Company has, in all material respects, an adequate internal financial controls system over financial reporting with reference to these Standalone Financial Statements and such internal financial controls over financial reporting were operating effectively as at 31st March, 2024, based on the internal control over financial reporting criteria established by the Company considering the essential components of internal control stated in the Guidance Note on Audit of Internal Financial

Controls Over Financial Reporting issued by the Institute of Chartered Accountants of India (ICAI).

For R KABRA & CO LLP

Chartered Accountants
Firm Registration No:
104502W/W100721

Deepa Rathi

Partner
Membership No:104808
UDIN: 24104808BKCKPP6284
CAMP: Bhilwara
Dated: 10th May, 2024

For O. P. Dad & Co.

Chartered Accountants
Firm Registration No:
002330C

Abhishek Dad

Partner
Membership No: 409237
UDIN: 24409237BKEYZT8929
Place: Bhilwara
Dated: 10th May, 2024

**STANDALONE BALANCE SHEET**AS AT 31ST MARCH, 2024

(₹ in Lakhs)

Particulars	Notes	As at 31 st March, 2024	As at 31 st March, 2023
ASSETS			
Non-Current Assets			
Property, Plant & Equipment	3	91,678	65,013
Right of Use Assets	4	45	200
Capital Work-in-Progress	5	21,459	21,672
Intangible Assets	6	225	319
Intangible Assets under Development	7	288	9
Financial Assets			
(i) Investments	8	3,997	5,008
(ii) Other Financial Assets	9	2,733	3,094
Other Non Current Assets	10	11,518	10,398
TOTAL NON-CURRENT ASSETS		1,31,943	1,05,713
Current Assets			
Inventories	11	65,134	50,959
Financial Assets			
(i) Investments	12	1,027	686
(ii) Trade Receivables	13	45,483	35,236
(iii) Cash and Cash equivalents	14	14	16
(iv) Bank balances other than (iii) above	15	2,810	2,777
(v) Other Current Financial Assets	16	6,578	5,268
Current Tax Assets (Net)	17	861	700
Other Current Assets	18	11,772	9,890
TOTAL CURRENT ASSETS		1,33,679	1,05,532
TOTAL ASSETS		2,65,622	2,11,245
EQUITY AND LIABILITIES			
Equity			
Equity Share Capital	19	5,025	4,505
Other Equity	20	93,540	81,895
Share Warrants	21	-	2,340
TOTAL EQUITY		98,565	88,740
Liabilities			
Non-Current Liabilities			
Financial Liabilities			
(i) Borrowings	22	56,072	32,366
(ia) Lease Liabilities	23	-	57
(ii) Other Financial Liabilities	24	96	1,011
Deferred Tax Liabilities (Net)	25	3,669	3,254
Provisions	26	1,888	-
TOTAL NON-CURRENT LIABILITIES		61,725	36,688
Current Liabilities			
Financial Liabilities			
(i) Borrowings	27	44,340	48,420
(ia) Lease Liabilities	28	57	162
(ii) Trade Payables (Includes Acceptances)			
A) Total outstanding dues of Micro enterprises and Small enterprises	29	1,976	1,175
B) Total outstanding dues of Creditors other than Micro enterprises and Small enterprises	29	39,665	21,240
(iii) Other Financial Liabilities	30	14,208	10,622
Other Current Liabilities	31	3,695	1,876
Provisions	32	1,391	2,321
TOTAL CURRENT LIABILITIES		1,05,332	85,817
TOTAL EQUITY AND LIABILITIES		2,65,622	2,11,245
Material accounting policies and notes to financial statements	1 to 63		

As per our Report of even date

For R Kabra & Co LLP
Chartered Accountants
(Firm Registration No 104502W/
W100721)

(Deepa Rathi)
Partner
Membership No.104808
UDIN: 24104808BKCKPP6284

Place: Bhilwara
Date: 10th May, 2024

For O. P. Dad & Co.
Chartered Accountants
(Firm Registration No 002330C)

(Abhishek Dad)
Partner
Membership No. 409237
UDIN:24409237BKEYZT8929

Place: Bhilwara
Date: 10th May, 2024

For and on the Behalf of the Board

(R. P. Soni)
Chairman
(DIN 00401439)

(Dr. S. N. Modani)
Vice Chairman
(DIN 00401498)

(Anurag Soni)
Managing Director
(DIN 03407094)

(V. K. Sodani)
Executive Director
(DIN 00403740)

(S. R. Dakhera)
Chief Financial Officer

STANDALONE STATEMENT OF PROFIT AND LOSS

FOR THE YEAR ENDED 31ST MARCH, 2024

(₹ in Lakhs)

Particulars	Notes	2023-24	2022-23
INCOME			
Revenue from Operations	33	2,64,797	2,71,530
Other Income	34	1,567	1,747
Total Income		2,66,364	2,73,277
EXPENSES			
Cost of Materials Consumed	35	1,53,621	1,57,832
Purchases of Traded Goods	36	8,407	5,074
Changes in Inventories of Finished Goods, Work-in-Progress and Stock-in-Trade	37	(1,502)	(9,211)
Employee Benefits Expenses	38	24,677	23,081
Finance Costs	39	6,785	5,361
Depreciation and Amortisation Expense	40	9,091	7,817
Power & Fuel	41	29,697	30,204
Other Expenses	42	29,632	34,395
Total Expenses		2,60,408	2,54,553
Profit before exceptional items and tax		5,956	18,724
Exceptional Items	43	664	2,575
Profit before tax		5,292	16,149
Tax Expenses			
Current Tax	25	1,097	3,920
Deferred Tax		414	(563)
Tax Expense for Earlier Years		(28)	(662)
Total Tax Expenses		1,483	2,695
Profit After Tax		3,809	13,454
Other comprehensive income	44		
Items that will not be reclassified to profit or loss			
Remeasurement of defined benefit plans		24	107
Tax relating to remeasurement of defined benefit plans		(6)	(27)
		18	80
Items that will be reclassified to profit or loss			
Fair value changes on derivatives designated as cash flow hedges		(23)	11
Tax on items that will be reclassified subsequently to Profit & Loss		6	(3)
		(17)	8
Total Other Comprehensive Income for the year		1	88
Total Comprehensive Income for the year		3,810	13,542
Earnings per equity share of face value of ₹10 each			
Basic EPS before exceptional items	45	8.99	36.12
Basic EPS after exceptional items		7.66	30.31
Diluted EPS Before exceptional items		8.99	33.47
Diluted EPS after exceptional items		7.66	28.10
Material accounting policies and notes to financial statements	1 to 63		

As per our Report of even date

For R Kabra & Co LLP
Chartered Accountants
(Firm Registration No 104502W/
W100721)

(Deepa Rathi)
Partner
Membership No.104808
UDIN: 24104808BKCKPP6284

Place: Bhilwara
Date: 10th May, 2024

For O. P. Dad & Co.
Chartered Accountants
(Firm Registration No 002330C)

(Abhishek Dad)
Partner
Membership No. 409237
UDIN:24409237BKEYZT8929

Place : Bhilwara
Date: 10th May, 2024

For and on the Behalf of the Board

(R. P. Soni)
Chairman
(DIN 00401439)

(Dr. S. N. Modani)
Vice Chairman
(DIN 00401498)

(Anurag Soni)
Managing Director
(DIN 03407094)

(V. K. Sodani)
Executive Director
(DIN 00403740)

(S. R. Dakhera)
Chief Financial Officer

**STANDALONE CASH FLOW STATEMENT**FOR THE YEAR ENDED 31ST MARCH, 2024

(₹ in Lakhs)

Particulars	As at 31 st March, 2024	As at 31 st March, 2023
A CASH FLOW FROM OPERATING ACTIVITIES		
Net Profit Before Tax	5,292	16,149
Adjustments for :-		
Depreciation and Amortisation Expense	9,091	7,817
Finance Costs	6,785	5,361
Bad Debts / Allowance for Doubtful Debts	318	274
Advances Written Off	383	454
Consideration of Guarantee Commission	(11)	
Interest Income	(507)	(578)
Foreign Exchange Fluctuation Gain/ (Loss) (Net)	162	623
Non cash consideration in respect of sweat equity shares	-	1,138
Mutual fund (Gain)/ Loss (Net)	(297)	
Employee Retirement Benefits	24	107
Profit on Sale of Property, Plant & Equipments (Net)	(39)	(722)
Operating Profit before working capital changes	21,201	30,623
Movements in Working Capital :-		
(Increase) / Decrease in Inventories	(14,175)	1,838
(Increase) / Decrease in Trade Receivables	(10,727)	1,651
(Increase) / Decrease in Other Financial Assets	(1,197)	3,459
(Increase) / Decrease in Other Assets	(1,199)	(6,250)
Increase / (Decrease) in Trade Payables	19,226	(6,466)
Increase / (Decrease) in Other Financial Liabilities	3,261	(1,562)
Increase / (Decrease) in Provisions	933	435
Increase / (Decrease) in Other Liabilities	1,819	(40)
Cash Generated from Operations	19,142	23,688
Taxes Paid / (Refund) (Net)	1,230	4,342
Net Cash Inflow / (Out Flow) from Operating Activities	17,912	19,346
B CASH FLOW FROM INVESTING ACTIVITIES		
Purchase of Property, Plant & Equipments# (including CWIP, Capital Advances etc.)	(38,698)	(31,865)
Sale of Property, Plant & Equipments	1,522	1,823
Interest Income	393	630
Investment Made	(1,020)	(3,834)
Sale of Investment	976	-
Net Cash Inflow / (Outflow) from Investing Activities	(36,827)	(33,246)
C CASH FLOW FROM FINANCING ACTIVITIES		
Proceeds from issue of Equity Share Capital (Including Share Premium)	7,020	4,693
Less- Non Cash consideration in respect of sweat equity share	-	(3,793)
Proceeds from issue of Share Warrant	-	(225)
Proceeds from Long Term Borrowings	29,354	22,412
Repayment of Long Term Borrowings	(5,439)	(8,101)
Increase / (Decrease) in Short- Term Borrowings	(4,289)	5,806
Finance Costs	(6,797)	(5,331)
Fees for Corporate Guarantee (Subsidiary)	107	-
Dividend Paid	(1,010)	(893)
Net Cash Inflow / (Out Flow) from Financing Activities	18,946	14,568
Net Increase/(Decrease) in Cash & Cash equivalents	31	667
Cash and Cash Equivalents at the Beginning	2,793	2,126
Cash and Cash Equivalents at the End	2,824	2,793

#Purchase of property, plant and equipment includes addition to ROU, Intangible assets, movement in capital work in process, capital advances and creditors for capital expenditures.

STANDALONE CASH FLOW STATEMENT FOR THE YEAR ENDED 31ST MARCH, 2024 (CONTD.)

Change in Liability arising from financing activities

(₹ in Lakhs)

Particulars	As at 31 st March, 2023	Cash Flow	Adjustment on account of regrouping	As at 31 st March, 2024
Borrowings - Non Current (Refer Note No. 23)	32,366	23,915	(209)	56,072
Borrowings - Current (Refer Note No. 27)	48,420	(4,289)	209	44,340
Total	80,786	19,626	-	1,00,412

Particulars	As at 31 st March, 2022	Cash Flow	Adjustment on account of regrouping	As at 31 st March, 2023
Borrowings - Non Current (Refer Note No. 23)	18,055	14,311	-	32,366
Borrowings - Current (Refer Note No. 27)	57,984	5,806	(15,370)	48,420
Total	76,039	20,117	(15,370)	80,786

As per our Report of even date

For R Kabra & Co LLP
Chartered Accountants
(Firm Registration No 104502W/
W100721)

(Deepa Rathi)
Partner
Membership No.104808
UDIN: 24104808BKCKPP6284

Place: Bhilwara
Date: 10th May, 2024

For O. P. Dad & Co.
Chartered Accountants
(Firm Registration No 002330C)

(Abhishek Dad)
Partner
Membership No. 409237
UDIN:24409237BKEYZT8929

Place : Bhilwara
Date: 10th May, 2024

For and on the Behalf of the Board

(R. P. Soni)
Chairman
(DIN 00401439)

(Dr. S. N. Modani)
Vice Chairman
(DIN 00401498)

(Anurag Soni)
Managing Director
(DIN 03407094)

(V. K. Sodani)
Executive Director
(DIN 00403740)

(S. R. Dakhera)
Chief Financial Officer

**STANDALONE STATEMENT OF CHANGES IN EQUITY**FOR THE YEAR ENDED 31ST MARCH, 2024**(a) Equity share capital**

(₹ in Lakhs)

	As at 31 st March, 2024		As at 31 st March, 2023	
	No. of Shares	Amount	No. of Shares	Amount
Balance at the beginning of the year	4,50,46,559	4,505	4,34,21,559	4,342
Changes in Equity Share Capital due to prior period errors				
Restated balance at the beginning of the current reporting period	4,50,46,559	4,505	4,34,21,559	4,342
Changes in equity share capital during the year	52,00,000	520	16,25,000	163
Balance at the year end (Refer Note no.20)	5,02,46,559	5,025	4,50,46,559	4,505

(b) Other equity

(₹ in Lakhs)

Particulars	Reserves and Surplus					Other Comprehensive Income	Total
	Capital Reserve	Securities Premium	General Reserve	Preference Share Capital Redemption Reserve	Retained Earnings	Effective Portion of Cash Flow Hedges	
Balance as at 1st April, 2022	297	7,468	22,818	1,178	32,947	6	64,714
Profit for the year	-	-	-	-	13,454	-	13,454
Other comprehensive income/ (loss) for the year	-	-	-	-	80	8	88
Total comprehensive income for the year	-	-	-	-	13,534	8	13,542
Dividends paid	-	-	-	-	(891)	-	(891)
Security premium on Issue of Equity Shares	-	4,531	-	-	-	-	4,531
Balance at 31st March, 2023	297	11,999	22,818	1,178	45,590	14	81,895
Balance at 1st April, 2023	297	11,999	22,818	1,178	45,590	14	81,895
Profit for the year	-	-	-	-	3,809	-	3,809
Other comprehensive income for the year	-	-	-	-	18	(17)	1
Total comprehensive income for the year	-	-	-	-	3,827	(17)	3,810
Security premium on Issue of Equity Shares	-	8,840	-	-	-	-	8,840
Dividends paid	-	-	-	-	(1,005)	-	(1,005)
Balance as at 31st March, 2024	297	20,839	22,818	1,178	48,412	(3)	93,540

The accompanying notes are an integral part of these financial statements

As per our Report of even date

For R Kabra & Co LLP
Chartered Accountants
(Firm Registration No 104502W/
W100721)

(Deepa Rathi)
Partner
Membership No.104808
UDIN: 24104808BKCKPP6284

Place: Bhilwara
Date: 10th May, 2024

For O. P. Dad & Co.
Chartered Accountants
(Firm Registration No 002330C)

(Abhishek Dad)
Partner
Membership No. 409237
UDIN:24409237BKEYZT8929

Place: Bhilwara
Date: 10th May, 2024

For and on the Behalf of the Board

(R. P. Soni)
Chairman
(DIN 00401439)

(Dr. S. N. Modani)
Vice Chairman
(DIN 00401498)

(V. K. Sodani)
Executive Director
(DIN 00403740)

(Anurag Soni)
Managing Director
(DIN 03407094)

(S. R. Dakhera)
Chief Financial Officer



NOTES TO STANDALONE FINANCIAL STATEMENTS

FOR THE YEAR ENDED 31ST MARCH, 2024

1. GENERAL INFORMATION:

Sangam (India) Limited ("the Company"), is a public limited company domiciled in India and was incorporated on 29.12.1984 under the provisions of the Companies Act, 1956 (now replaced by Companies Act 2013) as applicable in India. Its shares are listed on National Stock Exchange of India (NSE) and Bombay Stock Exchange (BSE) of India.

The registered office of the Company is located at Atun, Chittorgarh Road, Bhilwara – 311 001, Rajasthan, India.

The Company is principally engaged in the business of manufacturing and selling of Synthetic Blended, Cotton & Texturised yarn, Fabrics, Denim Fabrics and readymade seamless garments.

The Company has manufacturing facilities at Atun, Biliya Kalan & Sareri in district Bhilwara and Soniyana in district Chittorgarh in Rajasthan and caters both the domestic and export markets.

The Company is having 5MW Wind Power Generation facility at Jaisalmer, Rajasthan.

1.1 BASIS OF PREPARATION:

A. Statement of compliance

These financial statements have been prepared in accordance with the Indian Accounting Standards (hereinafter referred to as the 'Ind AS') as notified by Ministry of Corporate Affairs pursuant to section 133 of the Companies Act, 2013 read with Rule 3 of the Companies (Indian Accounting Standards) Rules, 2015, as amended.

These financial statements were approved for issue in accordance with the resolution of the Board of Directors as per its meeting held on 10th May, 2024.

B. Functional and presentation currency

These financial statements are presented in Indian Rupees (₹), which is the Company's functional currency. All financial information presented in ₹ has been rounded off to the nearest lakhs, except as stated otherwise.

C. Basis of measurement

The financial statements have been prepared under the historical cost convention on accrual basis. The following items are measured on each reporting date as under:

Items	Measurement Basis
Net defined benefit(asset)/liability	Fair value of plan assets less present value of defined benefit obligations

D. Use of estimates and judgements

In preparing these financial statements, management has made judgements, estimates and assumptions that affect the application of accounting policies and the reported amounts of assets, liabilities, income and expenses. Management believes that the estimates used in the preparation of the financial statements are prudent and reasonable. Actual result may differ from these estimates.

Estimates and underlying assumptions are reviewed on an ongoing basis. Revisions to accounting estimates are recognised prospectively.

Judgments

Information about judgments made in applying accounting policies that have the most significant effects on the amounts recognised in the financial statements have been given below:

- Classification of leases into finance or operating lease
- Leases: whether an arrangement contains a lease.
- Classification of financial assets: assessment of business model within which the assets are held and assessment of whether the contractual terms of the financial asset are solely payments of principal and interest on the principal amount outstanding.

Assumptions and estimation uncertainties

Information about assumptions and estimation uncertainties that have a significant risk of resulting in a material adjustment in the subsequent period financial statements is included below:

- Estimation of current and deferred tax expense and asset/ liability.
- Estimated useful life of property, plant and equipment.
- Estimation of defined benefit obligation.
- Measurement and likelihood of occurrence of provisions and contingencies.
- Impairment of trade receivables.

E. Measurement of fair values

Company's accounting policies and disclosures require the measurement of fair values, for both financial and non- financial assets and liabilities.

The Company has an established control framework with respect to the measurement of fair values. This includes a team that has overall responsibility for

NOTES TO STANDALONE FINANCIAL STATEMENTS FOR THE YEAR ENDED 31ST MARCH, 2024 (CONTD.)

overseeing all significant fair value measurements, including Level 3 fair values, and reports directly to the controller.

The team regularly reviews significant unobservable inputs and valuation adjustments. If third party information, such as broker quotes or pricing services, is used to measure fair values, then the team assesses the evidence obtained from the third parties to support the conclusion that these valuations meet the requirements of Ind AS, including the level in the fair value hierarchy in which the valuations should be classified.

Fair values are categorised in a fair value hierarchy based on the inputs used in the valuation techniques as under:

- Level 1: quoted prices (unadjusted) in active markets for identical assets or liabilities.
- Level 2: inputs other than quoted price included in Level 1 that are observable for the assets or liability, either directly (i.e. as prices) or indirectly (i.e. derived from prices).
- Level 3: inputs for the asset or liability that are not based on observable market data (unobservable inputs).

When measuring the fair value of an asset or a liability, the Company uses observable market data as far as possible. If the inputs used to measure the fair value of an asset or a liability fall into different levels of the fair value hierarchy, then the fair value measurement is categorised in its entirety in the same level of the fair value hierarchy as the lowest level input that is significant to the entire measurement.

The Company recognises transfer between levels of the fair value hierarchy at the end of the reporting period during which the change has occurred.

2. MATERIAL ACCOUNTING POLICIES:

A. Current and non-current classification

All the assets and liabilities have been classified as current or non-current as per the Company's normal operating cycle and other criteria set out in the Schedule III to the Companies Act, 2013.

Assets:

An asset is classified as current when it satisfies any of the following criteria:

- a) It is expected to be realised in, or is intended for sale or consumption in, the Company's normal operating cycle;

- b) It is held primarily for the purpose of being traded;
- c) It is expected to be realised within twelve months after the reporting date; or
- d) It is cash or cash equivalent unless it is restricted from being exchanged or used to settle a liability for at least twelve months after the reporting date.

Assets held for sale:

An Assets are classified as held for sale if their carrying amount will be recovered principally through a sale transaction rather than through continuing use. This condition is regarded as met only when the asset is available for immediate sale in its present condition subject only to terms that are usual and customary for sales of such asset and its sale is highly probable. Management must be committed to the sale, which should be expected to qualify for recognition as a completed sale within one year from the date of classification.

The value of Assets has been carried out at its fair value less cost of sales.

Liabilities:

A liability is classified as current when it satisfies any of the following criteria:

- a) It is expected to be settled in the Company's normal operating cycle;
- b) It is held primarily for the purpose of being traded;
- c) It is due to be settled within twelve months after the reporting date; or
- d) The Company does not have an unconditional right to defer settlement of the liability for at least twelve months after the reporting date. Terms of a liability that could, at the option of the counterparty, result in its settlement by the issue of equity instruments do not affect its classification.

All other assets/ liabilities are classified as non-current.

Based on the nature of products and the time between the acquisition of assets for processing and their realisation in Cash or cash equivalents, the Company has ascertained its normal operating cycle as 12 months for the purpose of Current / Non-current classification of assets and liabilities.

B. Property, plant and equipment (PPE)

PPE is recognised when it is probable that future economic benefits associated with the item will flow to the company and the cost of the item can be measured reliably. PPE is stated at original cost net of tax/duty

NOTES TO STANDALONE FINANCIAL STATEMENTS FOR THE YEAR ENDED 31ST MARCH, 2024 (CONTD.)

credits availed, if any, less accumulated depreciation and cumulative impairment, if any. Property, plant and equipment acquired on hire purchase basis are recognised at their cash values. For qualifying assets, borrowing costs are capitalised in accordance with the company's accounting policy. Any excess of net sale proceeds of items produced over the cost of testing, if any, is deducted from the directly attributable costs considered as part of cost of an item of property, plant and equipment

PPE not ready for the intended use on the date of the Balance Sheet is disclosed as "Capital Work-in-Progress".

Depreciation is recognised using straight line method so as to write off the cost of the assets (other than freehold land and properties under construction) less their residual values over their useful lives specified in Schedule II to the Companies Act, 2013, or in the case of assets where the useful life was determined by technical evaluation, over the useful life so determined.

Depreciation method is reviewed at each financial year end to reflect the expected pattern of consumption of the future economic benefits embodied in the asset. The estimated useful life and residual values are also reviewed at each financial year end and the effect of any change in the estimates of useful life/residual value is accounted on prospective basis.

Depreciation on additions to/deductions from, owned assets is calculated pro rata to the period of use.

Depreciation charge for impaired assets is adjusted in future periods in such a manner that the revised carrying amount of the asset is allocated over its remaining useful life.

Assets acquired under finance leases are depreciated on a straight line basis over the lease term. Where there is reasonable certainty that the company shall obtain ownership of the assets at the end of the lease term, such assets are depreciated based on the useful life prescribed under Schedule II to the Companies Act, 2013 or based on the useful life adopted by the company for similar assets.

Freehold land is not depreciated.

An item of Property, plant and equipment is derecognised when it is estimated that Company will not receive future economic benefits from its use or upon its disposal. Any gains and losses on disposal of such item of property, plant and equipment are determined by comparing the proceeds from disposal with the

carrying amount of property, plant and equipment, and are recognised in the statement of profit and loss.

C. Depreciation and amortisation:

Depreciation method, estimated useful lives and residual values are determined based on technical parameters / assessment, taking into account the nature of the asset, the estimated usage of the asset, the operating conditions of the asset, past history of replacement, anticipated technological changes, manufacturers warranties and maintenance support, etc.

The estimated useful life of Property, Plant & Equipment is aligned to the useful life specified under Schedule II to the Companies Act, 2013 except useful life for computing depreciation in the following case:

Assets	Useful Life estimated by the management (Based on Technical Evaluation)	Useful Life as per Schedule II of Companies Act, 2013.
Plant and Equipment and Electrical Installations:		
(i) For Textiles	9.19 years	10 years
(ii) For Power Generation	18 years	40 years

The management believes that these estimated useful lives are realistic and reflect fair approximation of the period over which the Property, Plant and Equipment are likely to be used.

Depreciation on additions to property, plant and equipment is provided on a pro-rata basis from the date of acquisition or installation, and in the case of a new project, from the date of commencement of commercial production.

Depreciation on an item of property, plant and equipment sold, discarded, demolished or scrapped, is provided up to the date on which such item of property, plant and equipment is sold, discarded, demolished or scrapped.

Capitalised spares are depreciated over their own estimated useful life or the estimated useful life of the parent asset whichever is lower.

The Company reviews the residual value, useful lives and depreciation method annually and, if expectations differ from previous estimates, the change is accounted for as a change in accounting estimate on a prospective basis.

**NOTES TO STANDALONE FINANCIAL STATEMENTS
FOR THE YEAR ENDED 31ST MARCH, 2024 (CONTD.)**

D. Intangible assets

Intangible assets that are acquired by the company, that have finite useful lives, are stated at acquisition cost, net of accumulated amortisation and accumulated impairment losses, if any.

Subsequent expenditures related to an item of intangible assets are added to its carrying amount when it is probable that future economic benefits deriving from the cost incurred will flow to the enterprise and the cost of the item can be measured reliably.

An intangible asset is derecognised when no future economic benefits are expected from their use or upon their disposal. Any gains and losses on disposal of such intangible assets are determined by comparing the proceeds from disposal with the carrying amount of intangible assets and are recognised in the statement of profit and loss.

Finite life intangible assets are amortised on a straight line basis over the period of their expected useful lives.

Amortisation

A summary of the policies applied to the intangible assets is, as follows:

Intangible assets	Useful life	Amortisation method used
Computer software	Finite (5 years)	

Changes in the expected useful life or the expected pattern of consumption of future economic benefits embodied in the asset are considered to modify the amortisation period or method, as appropriate, and are treated as changes in accounting estimates. The amortisation expense on intangible assets with finite lives is recognised in the Statement of Profit and Loss unless such expenditure forms part of carrying value of another asset.

E. Research and development expenditure on new products:

- (i) Expenditure on research is expensed under respective heads of account in the period in which it is incurred.
- (ii) Development expenditure on new products is capitalised as intangible asset, if all of the following can be demonstrated:
 - A. The technical feasibility of completing the intangible asset so that it will be available for use or sale;

- B. The company has intention to complete the intangible asset and use or sell it;
- C. The company has ability to use or sell the intangible asset;
- D. The manner in which the probable future economic benefits will be generated including the existence of a market for output of the intangible asset or intangible asset itself or if it is to be used internally, the usefulness of intangible assets;
- E. The availability of adequate technical, financial and other resources to complete the development and to use or sell the intangible asset; and
- F. The company has ability to reliably measure the expenditure attributable to the intangible asset during its development.

Development expenditure that does not meet the above criteria is expensed in the period in which it is incurred.

Intangible assets not ready for the intended use on the date of the Balance Sheet are disclosed as "intangible assets under development".

F. Impairment of assets

As at the end of each accounting year, the company reviews the carrying amounts of its PPE, investment property, intangible assets and investments in subsidiary company to determine whether there is any indication that those assets have suffered an impairment loss. If such indication exists, the said assets are tested for impairment so as to determine the impairment loss, if any. The intangible assets with indefinite life are tested for impairment each year.

Impairment loss is recognised when the carrying amount of an asset exceeds its recoverable amount. Recoverable amount is determined:

- (i) In the case of an individual asset, at the higher of the net selling price and the value in use; and
- (ii) In the case of a cash generating unit (a group of assets that generates identified, independent cash flows), at the higher of the cash generating unit's net selling price and the value in use.

The amount of value in use is determined as the present value of estimated future cash flows from the continuing use of an asset and from its disposal at the end of its useful life. For this purpose, the discount rate

NOTES TO STANDALONE FINANCIAL STATEMENTS FOR THE YEAR ENDED 31ST MARCH, 2024 (CONTD.)

(pre-tax) is determined based on the weighted average cost of capital of the company suitably adjusted for risks specified to the estimated cash flows of the asset.

For this purpose, a cash generating unit is ascertained as the smallest identifiable group of assets that generates cash inflows that are largely independent of the cash inflows from other assets or groups of assets.

If recoverable amount of an asset (or cash generating unit) is estimated to be less than its carrying amount, such deficit is recognised immediately in the Statement of Profit and Loss as impairment loss and the carrying amount of the asset (or cash generating unit) is reduced to its recoverable amount.

When an impairment loss subsequently reverses, the carrying amount of the asset (or cash generating unit) is increased to the revised estimate of its recoverable amount, but so that the increased carrying amount does not exceed the carrying amount that would have been determined had no impairment loss is recognised for the asset (or cash generating unit) in prior years. A reversal of an impairment loss is recognised immediately in the Statement of Profit and Loss.

G. Financial Instruments

i. Financial assets

Financial assets are recognised when the Company becomes a party to the contractual provisions of the instrument.

All financial assets are recognised at fair value on initial recognition except trade receivables.

Financial assets are subsequently classified as measured at:

- Amortised cost
- Fair value through profit and loss (FVTPL)
- Fair value through other comprehensive income (FVTOCI)

Financial assets are not reclassified subsequent to their recognition, except if and in the period the Company changes its business model for managing financial assets.

Derecognition

The Company derecognises a financial asset when the contractual rights to the cash flows from the financial asset expire, or it transfers the contractual rights to receive the cash flows from the asset.

Impairment of financial assets

The Company recognises loss allowances for expected credit losses on:

- Financial assets measured at amortised cost;

At each reporting date, the Company assesses whether financial assets carried at amortised cost has impaired and provisions are made for impairment accordingly. A financial asset is 'credit impaired' when one or more events that have a detrimental impact on the estimated future cash flows of the financial asset have occurred.

The Company measures loss allowances at an amount equal to lifetime expected credit losses, except for the following, which are measured as 12 month expected credit losses:

- Debt securities that are determined to have low credit risk at the reporting date; and
- Other debt securities and bank balances for which credit risk (i.e. the risk of default occurring over the expected life of the financial instrument) has not increased significantly since initial recognition.

Loss allowances for trade receivables are always measured at an amount equal to lifetime expected credit losses.

12-month expected credit losses are the portion of expected credit losses that result from default events that are possible within 12 months after the reporting date (or a shorter period if the expected life of the instrument is less than 12 months).

When determining whether the credit risk of a financial asset has increased significantly since initial recognition and when estimating expected credit losses, the Company considers reasonable and supportable information that is relevant and available without undue cost or effort. This includes both quantitative and qualitative information and analysis, based on the Company's historical experience and informed credit assessment and including forward looking information.

Measurement of expected credit losses

Expected credit losses are a probability-weighted estimate of credit losses. Credit losses are measured as the present value of all cash shortfalls (i.e. the difference between the cash flows due to the Company in accordance with the contract and the cash flows that the Company expects to receive).

NOTES TO STANDALONE FINANCIAL STATEMENTS FOR THE YEAR ENDED 31ST MARCH, 2024 (CONTD.)

Presentation of allowance for expected credit losses in the balance sheet

Loss allowances for financial assets measured at amortised cost are deducted from the gross carrying amount of the assets.

Write-off

The gross carrying amount of a financial asset is written off (either partially or in full) to the extent that there is no realistic prospect of recovery. This is generally the case when the Company determines that the debtor does not have assets or sources of income that could generate sufficient cash flows to repay the amounts subject to the write-off.

ii. Financial liabilities

Financial liabilities are recognised when the Company becomes a party to the contractual provisions of the instrument. Financial liabilities are initially measured at the amortised cost unless at initial recognition, they are classified as fair value through profit and loss.

Financial liabilities are subsequently measured at amortised cost using the effective interest rate (EIR) method. Financial liabilities carried at fair value through profit or loss are measured at fair value with all changes in fair value recognised in the Statement of Profit and Loss.

Derecognition

A financial liability is derecognised when the obligation specified in the contract is discharged, cancelled or expires.

iii. Offsetting financial instruments

Financial assets and liabilities are offset and the net amount is reported in the balance sheet where there is a legally enforceable right to offset the recognised amounts and there is an intention to settle on a net basis or realise the asset and settle the liability simultaneously. The legally enforceable right must not be contingent on future events and must be enforceable in the normal course of business and in the event of default, insolvency or bankruptcy of the Company or the counterparty.

iv. Derivative financial instruments and hedging activities

A derivative is a financial instrument which changes value in response to changes in an underlying asset and is settled at a future date. Derivatives are initially recognised at fair value on the date a derivative contract is entered into and are subsequently re-measured at their fair value. The method of recognising the resulting gain or loss depends on whether the

derivative is designated as a hedging instrument, and if so, the nature of the item being hedged. The Company designates certain derivatives as either:

- (a) hedges of the fair value of recognised assets or liabilities (fair value hedges); or
- (b) hedges of a particular risk associated with a firm commitment or a highly probable forecasted transaction (cash flow hedges).

The Company documents at the inception of the transaction the relationship between hedging instruments and hedged items, as well as its risk management objectives and strategy for undertaking various hedging transactions. The Company also documents its assessment, both at hedge inception and on an on-going basis, of whether the derivatives that are used in hedging transactions are effective in offsetting changes in cash flows of hedged items.

Movements in the hedging reserve are accounted in other comprehensive income and are shown within the statement of changes in equity. The full fair value of a hedging derivative is classified as a non-current asset or liability when the remaining maturity of hedged item is more than 12 months and as a current asset or liability when the remaining maturity of the hedged item is less than 12 months. Trading derivatives are classified as a current asset or liability.

(a) Fair value hedges

Changes in the fair value of derivatives that are designated and qualify as fair value hedges are recorded in the Statement of Profit and Loss, together with any changes in the fair value of the hedged asset or liability that are attributable to the hedged risk.

(b) Cash flow hedges

The effective portion of changes in the fair value of derivatives that are designated and qualify as cash flow hedges is recognised in other comprehensive income. The ineffective portion of changes in the fair value of the derivative is recognised in the Statement of Profit and Loss. Gains or losses accumulated in equity are reclassified to the Statement of Profit and Loss in the periods when the hedged item affects the Statement of Profit and Loss.

When a hedging instrument expires or swapped or unwound, or when a hedge no longer meets the criteria for hedge accounting, any accumulated gain or loss existing in statement of changes in

NOTES TO STANDALONE FINANCIAL STATEMENTS FOR THE YEAR ENDED 31ST MARCH, 2024 (CONTD.)

equity is recognised in the Statement of Profit and Loss.

When a forecasted transaction is no longer expected to occur, the cumulative gains/ losses that were reported in equity are immediately transferred to the Statement of Profit and Loss.

H. Borrowing costs

Borrowing costs include interest expense calculated using the effective interest method (EIR), finance charges in respect of assets acquired on finance lease and exchange differences arising on foreign currency borrowings to the extent they are regarded as an adjustment to interest costs.

Borrowing costs net of any investment income from the temporary investment of related borrowings, which are attributable to the acquisition, construction or production of a qualifying asset are capitalised / inventoried as part of cost of such asset till such time the asset is ready for its intended use or sale.

A qualifying asset is an asset that necessarily requires a substantial period of time to get ready for its intended use or sale. All other borrowing costs are recognised in profit or loss in the period in which they are incurred.

EIR is the rate that exactly discounts the estimated future cash payments or receipts over the expected life of the financial instrument or a shorter period, where appropriate, to the gross carrying amount of the financial asset or to the amortised cost of a financial liability. When calculating the effective interest rate, the Company estimates the expected cash flows by considering all the contractual terms of the financial instrument (for example, prepayment, extension, call and similar options) but does not consider the expected credit losses.

I. Income tax

Income tax comprises current and deferred tax. It is recognised in statement of profit or loss except to the extent that it relates to an item recognised directly in equity or in other comprehensive income.

Current tax

Current tax comprises the expected tax payable or receivable on the taxable income for the year and any adjustment to the tax payable or receivable in respect of previous years. The amount of current tax reflects the best estimate of the tax amount expected to be paid or received after considering the uncertainty, if any, related to income taxes. It is measured using tax rates

(and tax laws) enacted or substantively enacted by the reporting date.

Current tax assets and current tax liabilities are offset only if there is a legally enforceable right to set off the recognised amounts, and it is intended to realise the asset and settle the liability on a net basis or simultaneously.

Deferred tax

Deferred tax is recognised in respect of temporary differences between the carrying amounts of assets and liabilities for financial reporting purposes and the corresponding amounts used for taxation purposes. Deferred tax is also recognised in respect of carried forward tax losses and tax credits. Deferred tax is not recognised for:

- Temporary differences arising on the initial recognition of assets or liabilities in a transaction that is not a business combination and that affects neither accounting nor taxable profit or loss at the time of transaction;
- Temporary differences related to investment in subsidiary to the extent that the Company is able to control the timing of the reversal of the temporary differences and it is probable that they will not reverse in the foreseeable future; and

Deferred tax assets are recognised to the extent that it is probable that future taxable profits will be available against which the temporary difference can be utilised. The existence of unused tax losses is strong evidence that future taxable profit may not be available. Therefore, in case of a history of recent losses the Company recognises a deferred tax asset only to the extent that it has sufficient taxable temporary differences or there is convincing other evidence that sufficient taxable profit will be available against which such deferred tax asset can be realised. Deferred tax assets- unrecognised or recognised, are reviewed at each reporting date and are recognised /reduced to the extent that it is probable/no longer probable respectively that the related tax benefit will be realised.

Minimum Alternate Tax ('MAT') credit is recognised as an asset only when and to the extent there is convincing evidence that the company will pay normal income tax during the specified period. Such asset is reviewed at each balance sheet date and the carrying amount of the MAT credit asset is written down to the extent there is no longer a convincing evidence to the effect that the Company will pay normal income tax during the specified period.

**NOTES TO STANDALONE FINANCIAL STATEMENTS
FOR THE YEAR ENDED 31ST MARCH, 2024 (CONTD.)**
J. Inventories

Inventories are valued at the lower of cost and net realisable value after providing for obsolesces and damages as under:

(i)	Raw and packing materials, stores and spares including fuel	At Cost on FIFO/ weighted Averages basis
(ii)	Stock in process	At Cost plus appropriate related production overheads
(iii)	Stock in trade and Finished Goods	At Cost, plus appropriate production overheads

Cost includes cost of purchase, cost of conversion and other costs incurred in bringing the inventories to their present location and condition. Cost is determined on first in first out (FIFO) basis.

Net realisable value is the estimated selling price in the ordinary course of business, less estimated costs of completion and the estimated costs necessary to make the sale.

K. Cash and cash equivalents

Cash and bank balances also include fixed deposits, margin money deposits, earmarked balances with banks and other bank balances which have restrictions on repatriation. Short term and liquid investments being subject to more than insignificant risk of change in value, are not included as part of cash and cash equivalents.

L. Statement of Cash Flows

Statement of Cash Flows is prepared segregating the cash flows into operating, investing and financing activities.

Cash flow from operating activities is reported using indirect method, adjusting the profit before tax excluding exceptional items for the effects of:

- (i) changes during the period in inventories and operating receivables and payables, transactions of a non-cash nature;
- (ii) non-cash items such as depreciation, provisions, unrealised foreign currency gains and losses; and
- (iii) all other items for which the cash effects are investing or financing cash flows. Cash and cash equivalents (including bank balances) shown in the Statement of Cash Flows exclude items which are not available for general use as at the date of Balance Sheet

M. Foreign currency translation

- (i) The functional currency and presentation currency of the company is Indian Rupee.
- (ii) Transactions in currencies other than the company's functional currency are recorded on initial recognition using the exchange rate at the transaction date.

At each Balance Sheet date, foreign currency monetary items are reported using the closing rate. Non-monetary items that are measured in terms of historical cost in foreign currency are not retranslated. Exchange differences that arise on settlement of monetary items or on reporting of monetary items at each Balance Sheet date at the closing spot rate are recognised in profit or loss in the period in which they arise except for:

- A. exchange differences on foreign currency borrowings relating to assets under construction for future productive use, which are included in the cost of those assets when they are regarded as an adjustment to interest costs on those foreign currency borrowings; and
- B. exchange differences on transactions entered into in order to hedge certain foreign currency risks.

N. Employee benefits
i. Defined benefit obligations
(a) Post-employment benefits (Gratuity):

The liability recognised in balance sheet in respect of gratuity (unfunded) is the present value of defined benefit obligation at the end of reporting period less fair value of plan assets. The defined benefit obligation is calculated annually by actuaries using projected unit credit method.

Remeasurement actuarial gains and losses arising from experience adjustments and changes in actuarial assumptions are recognised in the period in which they occur, directly in other comprehensive income. They are included in retained earnings in the statement if changes in equity and in the balance sheet.

(b) Other employee benefits:

The liabilities for earned leave are not expected to be settled wholly within 12 months after the end of the period in which the employees render the related service. They are therefore measured as present



NOTES TO STANDALONE FINANCIAL STATEMENTS FOR THE YEAR ENDED 31ST MARCH, 2024 (CONTD.)

value of expected future payments to be made in respect of services provided by employees up to the end of reporting period using the projected unit credit method.

ii. **Defined contribution plan:**

Company pays contributions to provident fund, employee pension scheme and employee state insurance as per statutes/ amounts as advised by the Authorities. The Company has no further obligations once the contributions have been paid. The contributions are accounted for as defined contribution plan and the contributions are recognised as employee benefit expense when they are due.

iii. **Short-term benefits:**

Liabilities for salaries, including non-monetary benefits that are expected to be settled wholly within 12 months after the end of reporting period in which the employees rendered the related services are recognised in respect of employee's service up to the end of reporting period and are measured at the amount expected to be paid when the liabilities are settled. These liabilities are presented as current employee benefit obligations in the balance sheet.

O. **Provision and contingent liabilities**

The Company sets up a provision when there is a present legal or constructive obligation as a result of a past event and it will probably requires an outflow of resources to settle the obligation and a reliable estimate can be made. If the effect of the time value of money is material, provisions are determined by discounting the expected future cash flows at a pre-tax rate that reflects current market assessments of the time value of money and the risks specific to the liability. When discounting is used, the increase in the provision due to the passage of time is recognised as a finance cost.

The amount recognised as a provision is the best estimate of the consideration required to settle the present obligation at reporting date, taking into account the risks and uncertainties surrounding the obligation.

A disclosure for a contingent liability is made where there is a possible obligation that arises from past events and the existence of which will be confirmed only by the occurrence or non-occurrence of one or more uncertain future events not within the control of the Company or a present obligation that arises from past events where it is either not probable that an outflow of resources will be required to settle the

obligation or where reliable estimate of the obligation cannot be made. Contingent liabilities are disclosed on the basis of judgment of the management/independent experts. These are reviewed at each balance sheet date and are adjusted to reflect the current management estimate.

In case of Onerous Contracts the Company is recognising impairment loss if any occurred on assets used in fulfilling the contract.

P. **Contingent Assets**

Contingent Assets are not recognised in the financial statements. However, these are disclosed in the Director's report.

Q. **Revenue recognition**

(i) **Revenue from operations**

Revenue from contracts with customers is recognised when control of the goods or services are transferred to the customer at an amount that reflects the consideration the company is entitled in exchange for those goods or services.

Revenue towards satisfaction of a performance obligation is measured at the amount of transaction price (Net of variable consideration) allocated to that performance obligation. The transaction price of goods sold and services rendered is net of variable consideration on account of discounts, rebates, credits, price incentives or similar terms.

A. **Sale of goods**

Generally, control is transferred upon shipment of goods to the customer or when the goods is made available to the customer, provided transfer of title to the customer occurs and the Company has not retained any significant risks of ownership or future obligations with respect to the goods shipped.

Consideration is generally due upon satisfaction of performance obligations and a receivable is recognised when it becomes unconditional.

In case of discounts, rebates, credits, price incentives or similar terms, consideration are determined based on its most likely amount, which is assessed at each reporting period.

B. **Rendering of services**

Revenue from rendering of services is recognised over time by measuring the

NOTES TO STANDALONE FINANCIAL STATEMENTS FOR THE YEAR ENDED 31ST MARCH, 2024 (CONTD.)

progress towards complete satisfaction of performance obligations at the reporting period.

Revenue is measured at the amount of consideration which the company expects to be entitled to in exchange for transferring distinct goods or services to a customer as specified in the contract, excluding amounts collected on behalf of third parties (for example taxes and duties collected on behalf of the government). Consideration is generally due upon satisfaction of performance obligations and a receivable is recognised when it becomes unconditional.

In case of discounts, rebates, credits, price incentives or similar terms, consideration are determined based on its most likely amount, which is assessed at each reporting period.

C. Other operational revenue

Other operational revenue represents income earned from the activities incidental to the business and is recognised when the right to receive the income is established as per the terms of the contract.

(ii) Other income

- A.** Interest income is accrued on a time basis by reference to the principal outstanding and the effective interest rate.
- B.** Dividend income is accounted in the period in which the right to receive the same is established.
- C.** Other items of income are accounted as and when the right to receive such income arises and it is probable that the economic benefits will flow to the company and the amount of income can be measured reliably

R. Exceptional items

An item of income or expense which by its size, type or incidence requires disclosure in order to improve an understanding of the performance of the company is treated as an exceptional item and the same is disclosed in the notes to accounts.

S. Government grants

Grants from government are recognised at their fair value where there is reasonable assurance that the grant will be received and the Company will comply with all attached conditions.

Government grants relating to income are deferred and recognised in the statement of profit and loss account over the period necessary to match them with the costs that they are intended to compensate and presented within other income.

Government grants relating to the purchase of property, plant and equipment are included in non-current liabilities as deferred income and are credited to profit or loss on a straight line basis over the expected lives of the related assets and presented within other income.

T. Segment reporting

An operating segment is a component of the Company that engages in business activities from which it may earn revenues and incur expenses, including revenues and expenses that relate to transactions with any of the Company's other components, and for which discrete financial information is available. Operating segments are reported in a manner consistent with the internal reporting provided to the chief operating decision maker ('CODM').

The Company's Board has identified the CODM who is responsible for financial decision making and assessing performance. The Company has a single operating segment as the operating results of the Company are reviewed on an overall basis by the CODM.

U. Leases

As lessee

The Company, as a lessee, recognises a right-of-use asset and a lease liability for its leasing arrangements, if the contract conveys the right to control the use of an identified asset. The determination of whether an agreement is, or contains, a lease is based on the substance of the agreement at the date of inception.

The contract conveys the right to control the use of an identified asset, if it involves the use of an identified asset and the Company has substantially all of the economic benefits from use of the asset and has right to direct the use of the identified asset.

Initial measurement

Lease Liability: At the commencement date, a Company measure the lease liability at the present value of the lease payments that are not paid at that date. The lease payments shall be discounted using incremental borrowing rate. **Right-of-use assets:** initially recognised at cost, which comprises the initial amount of the lease liability adjusted for any lease payments made at or prior to the commencement date of the lease plus any initial direct costs less any lease incentives.



NOTES TO STANDALONE FINANCIAL STATEMENTS FOR THE YEAR ENDED 31ST MARCH, 2024 (CONTD.)

Subsequent measurement

Lease Liability: Company measure the lease liability by (a) increasing the carrying amount to reflect interest on the lease liability; (b) reducing the carrying amount to reflect the lease payments made; and (c) remeasuring the carrying amount to reflect any reassessment or lease modifications. Right-of-use assets: subsequently measured at cost less accumulated depreciation and impairment losses. Right-of-use assets are depreciated from the commencement date on a straight line basis over the shorter of the lease term and useful life of the underlying asset.

Impairment:

Right of use assets are evaluated for recoverability whenever events or changes in circumstances indicate that their carrying amounts may not be recoverable. For the purpose of impairment testing, the recoverable amount (i.e. the higher of the fair value less cost to sell and the value in-use) is determined on an individual asset basis unless the asset does not generate cash flows that are largely independent of those from other assets. In such cases, the recoverable amount is determined for the Cash Generating Unit (CGU) to which the asset belongs.

Short term Lease or Low Value Lease

Short term lease is that, at the commencement date, has a lease term of 12 months or less. A lease that contains a purchase option is not a short-term lease. Low value lease is for which the underlying asset is of low value. If the company elected to apply short term lease/Low Value Lease, the lessee shall recognise the lease payments associated with those leases as an expense on either a straight-line basis over the lease term or another systematic basis. The lessee shall apply another systematic basis if that basis is more representative of the pattern of the lessee's benefit.

V. Share based payment / arrangements

The grant of stock options to the employees in terms of the Company's Stock Options Schemes, are measured at the grant date on fair value of the options or the average purchase price of the shares acquired by the Employee Welfare Trust from Secondary Acquisition. The Company has created a Sangam Employees Welfare Trust for implementation of the said ESOP Scheme. The Company treats the ESOP Trust as its extension and shares held by ESOP Trust are treated as treasury shares.

Any losses or expenses incurred by the trust in this regard are reimbursed by the company and recognised as expenses in the year such losses or expenses are incurred. Similarly, any losses or expenses incurred on grant of shares to the employee of subsidiary company are also recovered from the subsidiary company.

W. Earnings per share

Basic earnings per equity share is computed by dividing the net profit or loss attributable to equity shareholders of the Company by the weighted average number of equity shares outstanding during the financial year.

Diluted earnings per equity share is computed by dividing the net profit or loss attributable to equity shareholders of the Company by the weighted average number of equity shares considered for deriving basic earnings per equity share and also the weighted average number of equity shares that could have been issued upon conversion of all dilutive potential equity shares.

X. Standards issued but not effective

There are no standards issued after 1st April 2023 resulting into any amendments in IND AS.



NOTES TO STANDALONE FINANCIAL STATEMENTS
FOR THE YEAR ENDED 31ST MARCH, 2024 (CONTD.)

3. PROPERTY, PLANT AND EQUIPMENT

As at 31st March 2024

(₹ in Lakhs)

Particulars	Gross Block				Depreciation				Net Block	
	As at 31 st March, 2023	Additions	Deletions	As at 31 st March, 2024	As at 31 st March, 2023	Additions	Deletions	As at 31 st March, 2024	As at 31 st March, 2024	As at 31 st March, 2023
Tangible Assets										
Freehold land	3,619	504	128	3,995	-	-	-	-	3,995	3,619
Building	24,390	8,170	98	32,462	4,835	936	-	5,771	26,691	19,555
Plant and Machinery	67,582	24,075	4,486	87,171	32,896	6,623	3,267	36,252	50,919	34,686
Wind Power Machines	874	-	-	874	767	-	-	767	107	107
Electric installation	7,966	3,538	9	11,495	3,714	755	9	4,460	7,035	4,252
Water supply installation	597	55	-	652	149	25	-	174	477	447
Furniture and Fixtures	1,574	200	2	1,772	935	152	2	1,085	688	640
Vehicles	2,302	371	517	2,156	896	222	381	737	1,419	1,406
Office equipments	138	0	-	138	71	16	-	87	51	67
Computers	620	157	-	777	429	95	-	524	253	191
Leased Assets										
Leasehold land	50	-	-	50	7	1	-	8	42	43
Total	1,09,712	37,070	5,240	1,41,542	44,699	8,825	3,659	49,864	91,678	65,013

As at 31st March 2023

(₹ in Lakhs)

Particulars	Gross Block				Depreciation				Net Block	
	As at 31 st March, 2022	Additions	Deletions	As at 31 st March, 2023	As at 31 st March, 2022	Additions	Deletions	As at 31 st March, 2023	As at 31 st March, 2023	As at 31 st March, 2022
Tangible Assets										
Freehold land	3,137	577	95	3,619	-	-	-	-	3,619	3,137
Building	23,046	1,349	5	24,390	3,982	853	-	4,835	19,555	19,064
Plant and Machinery	61,052	8,761	2,231	67,582	29,263	5,566	1,933	32,896	34,686	31,789
Wind Power Machines	874	-	-	874	684	83	-	767	107	190
Electric installation	5,966	2,002	2	7,966	3,112	604	2	3,714	4,252	2,854
Water supply installation	584	13	-	597	125	24	-	149	447	459
Furniture and Fixtures	1,455	119	-	1,574	796	139	-	935	640	659
Vehicles	1,870	610	178	2,302	795	202	101	896	1,406	1,075
Office equipments	108	34	4	138	61	14	4	71	67	47
Computers	513	107	-	620	356	73	-	429	191	157
Leased Assets										
Leasehold land	50	-	-	50	6	1	-	7	43	44
Total	98,655	13,572	2,515	1,09,712	39,180	7,559	2,040	44,699	65,013	59,475



NOTES TO STANDALONE FINANCIAL STATEMENTS
FOR THE YEAR ENDED 31ST MARCH, 2024 (CONTD.)

4. RIGHT OF USE OF ASSETS

As at 31st March 2024

(₹ in Lakhs)

Particulars	Gross Block				Depreciation				Net Block		
	As at 31 st March, 2023	Additions	Deletions	As at 31 st March, 2024	As at 31 st March, 2023	Additions	Deletions	As at 31 st March, 2023	As at 31 st March, 2024	As at 31 st March, 2023	
Building	449	-	-	449	249	155	-	404	45	200	

As at 31st March 2023

(₹ in Lakhs)

Particulars	Gross Block				Depreciation				Net Block		
	As at 31 st March, 2022	Additions	Deletions	As at 31 st March, 2023	As at 31 st March, 2022	Additions	Deletions	As at 31 st March, 2023	As at 31 st March, 2023	As at 31 st March, 2022	
Building	449	-	-	449	100	149	-	249	200	349	

5. CAPITAL WORK-IN-PROGRESS

(₹ in Lakhs)

Balance as at 1st April, 2022	7,098
Additions	27,371
Assets Capitalised	12,797
Balance as at 31st March, 2023	21,672
Additions	36,354
Assets Capitalised	36,567
Balance as at 31st March, 2024	21,459

Capital work-in-progress - Ageing

(₹ in Lakhs)

Particulars	Amount in CWIP for a period of				Total
	Less than 1 year	1-2 years	2-3 years	More than 3 years	
Projects in progress					
As at 31st March, 2024	13,306	8,153	-	-	21,459
As at 31st March, 2023	17,491	4,181	-	-	21,672

There are no capital work in progress whose completion is overdue or has exceeded its cost compared to its original plan

6. INTANGIBLE ASSETS

As at 31st March 2024

(₹ in Lakhs)

Particulars	Gross Block				Depreciation				Net Block		
	As at 31 st March, 2023	Additions	Deletions	As at 31 st March, 2024	As at 31 st March, 2023	Additions	Deletions	As at 31 st March, 2024	As at 31 st March, 2024	As at 31 st March, 2023	
Software IT (ERP)	664	16	-	680	345	111	-	456	224	319	
Total	664	16	-	680	345	111	-	456	224	319	

NOTES TO STANDALONE FINANCIAL STATEMENTS
FOR THE YEAR ENDED 31ST MARCH, 2024 (CONTD.)As at 31st March 2023

(₹ in Lakhs)

Particulars	Gross Block			Depreciation			Net Block			
	As at 31 st March, 2022	Additions	Deletions	As at 31 st March, 2023	As at 31 st March, 2022	Additions	Deletions	As at 31 st March, 2023	As at 31 st March, 2023	As at 31 st March, 2022
Software IT (ERP)	591	73	-	664	237	108	-	345	319	354
Total	591	73	-	664	237	108	-	345	319	354

7. INTANGIBLE ASSETS UNDER DEVELOPMENT

(₹ in Lakhs)

Balance as at 1st April, 2022	14
Additions	18
Assets Capitalised	23
Balance as at 31st March, 2023	9
Additions	288
Assets Capitalised	9
Balance as at 31st March, 2024	288

Intangible assets under development - Ageing

(₹ in Lakhs)

Particulars	Amount in Intangible assets under development for a period of				Total
	Less than 1 year	1-2 years	2-3 years	More than 3 years	
Projects in progress					
As at 31st March, 2024	288	-	-	-	288
As at 31st March, 2023	9	-	-	-	9

Break up of Pre - Operative Expenses capitalised/ deferred for capitalisation under Capital Work in Progress:

(₹ in Lakhs)

	As at 31st March, 2024	As at 31st March, 2023
Opening Balance	890	348
Financial Charges	1,525	318
Direct Costs Attributable to Project	682	942
Total Amount	3,097	1,608
Less: Exp. Apportioned to Property, Plant and Equipment	-	718
Balance yet to be allocated	3,097	890

Note 1:- Borrowing cost capitalised refer Note No. 39**Note 2:-** Property, Plant and Equipment given as security for borrowings refer Note No. 22 and 27

NOTES TO STANDALONE FINANCIAL STATEMENTS
 FOR THE YEAR ENDED 31ST MARCH, 2024 (CONTD.)

8 INVESTMENTS-NON CURRENT

(₹ in Lakhs)

	As at 31 st March, 2024	As at 31 st March, 2023
Unquoted		
In Equity Instruments		
(Measured at Cost)		
Unquoted, fully paid up		
(i) Investment in wholly owned Subsidiary Companies		
Equity Shares of ₹ 10/- each fully paid up		
Sangam Venture Limited		
1,19,70,000 (Previous Year 1,19,70,000)	3,922	3,922
Add: Fair value of Corporate Bank Guarantee issued to the Banker of Subsidiary for secured loan obtained from it's banker	-	1,011
TOTAL	3,922	4,933
(ii) Investment - Others		
Equity Shares of ₹ 10/- each fully paid up		
Kaamlo Platform Pvt Ltd		
49,999 (Previous Year 49,999)	75	75
Kalyan Sangam Infratech Ltd.		
37500 (Previous Year 37500)	-	4
Less: Impairment Loss	-	(4)
Equity Shares of ₹ 20/- each fully paid		
AP Mahesh Co-Operative Bank Ltd.		
50 (Previous Year 50)	-	-
₹ 1000 (Previous Year ₹1000)	-	-
Aggregate Amount of unquoted investments	3,997	5,008

9 OTHER FINANCIAL ASSETS

(₹ in Lakhs)

	As at 31 st March, 2024	As at 31 st March, 2023
Security Deposits (Unsecured, considered good)	2,733	3,094
TOTAL	2,733	3,094
Includes deposits with related parties (at amortised cost)	1,673	1,530

10 OTHER NON-CURRENT ASSETS

(₹ in Lakhs)

	As at 31 st March, 2024	As at 31 st March, 2023
Capital Advances	9,358	7,534
Prepaid Expenses (Refer Note No. 43)	2,160	2,864
TOTAL	11,518	10,398

NOTES TO STANDALONE FINANCIAL STATEMENTS
FOR THE YEAR ENDED 31ST MARCH, 2024 (CONTD.)**11 INVENTORIES**

	(₹ in Lakhs)	
	As at 31 st March, 2024	As at 31 st March, 2023
Raw Materials (Includes Packing Material)	27,754	14,848
Work-in-Progress	8,680	9,212
Finished Goods (Refer Note No 11.3)	26,052	24,018
Stock -in- trade	51	176
Stores, Spares & Fuel	2,597	2,705
TOTAL	65,134	50,959

11.1 For basis of valuation of Inventories, refer Note No 2 (J)

11.2 The above inventories are hypothecated against secured short term borrowings (Refer Note No 27.1)

11.3 Finished Goods includes Goods in Transit ₹ 4094 Lakhs , Previous year ₹ 4301 Lakhs.

12 INVESTMENT - CURRENT

	(₹ in Lakhs)	
	As at 31 st March, 2024	As at 31 st March, 2023
Quoted		
Investment in Mutual funds (measured at fair value through Profit and Loss)	1,027	686
Aggregate value of quoted investments	1,027	686
Aggregate value of unquoted investments	-	-
Aggregate value of impairment in valude of investments	-	-
TOTAL	1,027	686

13 TRADE RECEIVABLES

	(₹ in Lakhs)	
	As at 31 st March, 2024	As at 31 st March, 2023
Undisputed Trade Receivables - Considered good - Unsecured	45,483	35,236
Undisputed Trade Receivables - which have significant increase in Credit Risk	-	-
Undisputed Trade Receivables - Credit Impaired	666	322
	46,149	35,558
Less: Provision for Trade Receivables	666	322
TOTAL	45,483	35,236



NOTES TO STANDALONE FINANCIAL STATEMENTS FOR THE YEAR ENDED 31ST MARCH, 2024 (CONTD.)

13.1 For aging schedule refer **Annexure 1**

Annexure 1 of Note No - 13

Trade receivables aging schedule

(₹ in Lakhs)

Particulars	Outstanding from due date of payment						Total
	Not Due	< 6 months	6 months - 1 year	1-2 year	2-3 year	> 3 year	
As at 31 March, 2024							
Undisputed Trade receivables – considered good		43,266	1,739	388	90	-	45,483
Undisputed Trade Receivables – which have significant increase in credit risk							-
Undisputed Trade Receivables – credit impaired				235	134	297	666
Disputed Trade receivables – considered good							-
Disputed Trade Receivables – which have significant increase in credit risk							-
Disputed Trade Receivables – credit impaired							-
Total	-	43,266	1,739	623	224	297	46,149
As at 31 March 2023							
Undisputed Trade receivables – considered good	-	34,343	665	207	21		35,236
Undisputed Trade Receivables – which have significant increase in credit risk	-						-
Undisputed Trade Receivables – credit impaired	-			112	201	9	322
Disputed Trade receivables – considered good	-						-
Disputed Trade Receivables – which have significant increase in credit risk	-						-
Disputed Trade Receivables – credit impaired	-						-
Total	-	34,343	665	319	222	9	35,558

13.2 Above Trade Receivables are hypothecated against secured short term borrowings (Refer Note No. 27.1)

13.3 Included in the above Receivables amount due from wholly owned subsidiary company

13.4 There are no debts due by the directors/ other officers of the Company or any firms or private companies respectively in which such directors/ other officers are partners or directors.

14 CASH & CASH EQUIVALENTS

(₹ in Lakhs)

	As at 31 st March, 2024	As at 31 st March, 2023
Balance with Banks	7	7
Cash on Hand	7	9
TOTAL	14	16

NOTES TO STANDALONE FINANCIAL STATEMENTS
FOR THE YEAR ENDED 31ST MARCH, 2024 (CONTD.)**15 BANK BALANCES OTHER THAN (III) ABOVE**

(₹ in Lakhs)

	As at 31 st March, 2024	As at 31 st March, 2023
Earmarked Balances with banks for Unclaimed & Unpaid Dividends	15	20
Fixed Deposits with banks against Margin Money*	2,795	2,757
TOTAL	2,810	2,777

*These term deposits are placed as a security against bank guarantees issued to various parties and against letters of credits issued by banks

16 OTHER CURRENT FINANCIAL ASSETS

(₹ in Lakhs)

	As at 31 st March, 2024	As at 31 st March, 2023
(Unsecured considered good)		
Security Deposits	276	800
Recoverable from NHAI UP Towards Arbitration Award (Refer Note No. 46)	1,210	1,210
Export Incentive Receivable	1,027	897
Export Growth Entitlement Receivables	202	356
GST Refund Receivable	2,079	1,000
Subsidy Receivable	664	294
Inter Corporate Deposits - Unsecured	502	-
Usage receivable (Utility Services)	33	28
Advance to Employees	83	118
Interest Receivable	329	216
Accrued Income	16	11
Insurance and other Claim Receivable	157	338
TOTAL	6,578	5,268

17 CURRENT TAX ASSETS (NET)

(₹ in Lakhs)

	As at 31 st March, 2024	As at 31 st March, 2023
Advance tax, TDS, TCS etc including Refund receivables (Net of provisions)	861	700
TOTAL	861	700

18 OTHER CURRENT ASSETS

(₹ in Lakhs)

	As at 31 st March, 2024	As at 31 st March, 2023
Recoverable from others	25	3
Advance against Supplies	2,791	3,188
SIL Employees welfare trust (Refer Note No.50)	1,496	105
GST Balances	6,384	5,827
Excise / VAT Recoverable	1	21
Prepaid Expenses	1,076	746
TOTAL	11,772	9,890

NOTES TO STANDALONE FINANCIAL STATEMENTS
FOR THE YEAR ENDED 31ST MARCH, 2024 (CONTD.)

19 EQUITY SHARE CAPITAL

(₹ in Lakhs)

	As at 31 st March, 2024	As at 31 st March, 2023
A. AUTHORISED SHARE CAPITAL:		
6,40,00,000 (Previous Year 6,40,00,000) Equity share of ₹10 each	6,400	6,400
TOTAL	6,400	6,400
Issued, Subscribed and Paid Up:		
5,02,46,559 (Previous Year 4,50,46,559) Equity share of ₹10 each fully paid up	5,025	4,505
TOTAL	5,025	4,505
1. During the year financial year 2022-23, 11,25,000 equity shares of ₹ 10/- each were issued as fully paid up sweat equity shares to the promoters/directors without payment being received in cash perusing to contracts, at a premium of ₹ 327.18 each per share as per the shareholders' approval in the extra ordinary general meeting held on 16 th July, 2022.	-	113
2. The Company has issued 57,00,000 share warrants of ₹ 10 each, at permium of ₹ 170 per warrant on 13 th November, 2021 , in accordance with provisions of section 23 (1) (b),42 ,62(1) (c) . These warrants were converted as per terms and conditions of issue as under		
On 28 th September, 2022		50
On 28 th April, 2023	370	
On 2 nd June, 2023	150	

B. TERMS AND RIGHTS ATTACHED TO EQUITY SHARES

Each holder of Equity Shares is entitled to one vote per share. In the event of liquidation of the Company, the holders of Equity Shares will be entitled to receive remaining assets of the Company, after distribution of all preferential amounts. The distribution will be in proportion to the number of Equity Shares held by the shareholders. There is no restriction on distribution of dividends. However, same is subject to the approval of the shareholders in the Annual General Meeting.

(₹ in Lakhs)

	As at 31 st March, 2024	As at 31 st March, 2023
C. RECONCILIATION OF NUMBER OF SHARES OUTSTANDING AT THE BEGINNING AND END OF THE YEAR :		
No. of Shares at the beginning	4,50,46,559	4,34,21,559
Add: Shares Issued During the year		
(i) For consideration received in Cash on conversion of share warrants	52,00,000	5,00,000
(ii) For issuing shares without payment being received in Cash (Sweat Equity Shares)	-	11,25,000
No. of Shares at the year end	5,02,46,559	4,50,46,559

D. SHAREHOLDERS' HOLDING MORE THAN 5% SHARES IN THE COMPANY:

Name of the Shareholder	As at 31 st March, 2024		As at 31 st March, 2023	
	No. of Shares	% held	No. of Shares	% held
Name of the Shareholder				
Sangam E-Com Limited	95,67,542	19.04	87,67,542	19.46
Authum Investment and Infrastructure Limited	48,60,123	8.52	52,78,597	11.72
Nidhi Mercantiles Ltd.	38,28,868	7.62	38,28,868	8.50
Anurag Soni	44,38,665	8.83	38,38,665	8.52
Hawamahal Finance Pvt. Ltd.	-	-	23,35,500	5.18



NOTES TO STANDALONE FINANCIAL STATEMENTS
FOR THE YEAR ENDED 31ST MARCH, 2024 (CONTD.)

E. SHARE RESERVED FOR ISSUE UNDER OPTION AND CONTRACTS OR COMMITMENTS FOR THE SALE OF SHARE OR DISINVESTMENT, INCLUDING THE TERMS AND AMOUNT

		(₹ in Lakhs)	
Equity shares reserved out of unissued Equity Share Capital		As at 31 st March, 2024	As at 31 st March, 2023
(i) For issue to eligible employees under the Employees Share Option Scheme 2022 (ESOP 2022)			
ESOPs granted and outstanding			
(a)	No. of equity shares to be issued as fully paid up	22,50,000	10,00,000
(b)	Amount in ₹ (Face Value per Equity Share)	10	10
(ii) For conversion of share warrants issued to be converted within 18 months from the date of issue i.e. 13th December, 2021 at the option of share warrant holders *			
(a)	No. of equity shares to be issued as fully paid up	-	52,00,000
(b)	Amount in ₹ (Face Value per Equity Share)	-	10

*For terms & conditions refer Note No 21

		(₹ in Lakhs)	
		As at 31 st March, 2024	As at 31 st March, 2023
F. FOR THE PERIOD OF FIVE YEARS IMMEDIATELY PRECEDING THE DATE AT WHICH THE BALANCE SHEET IS PREPARED			
1.	Aggregate number and class of shares allotted as fully paid up pursuant to contract without payment being received in cash	-	-
As at 31 st March, 2024-		-	-
As at 31 st March, 2023- sweat equity shares issued		11,25,000	-
As at 31 st March, 2022		-	-
As at 31 st March, 2021		-	-
As at 31 st March, 2020		-	-
2.	Aggregate number and class of shares allotted as fully paid up by way of bonus shares;	-	-
3.	Aggregate number and class of shares bought back;	-	-

**G. DETAIL OF SHARES HELD BY PROMOTER AND PROMOTERS GROUP
AS AT 31ST MARCH 2024**

	No. of Shares as at 31 st March, 2024	No. of Shares as at 31 st March, 2023	% of total share as at 31 st March, 2024	% change during the year
Ram Pal Soni HUF	2,48,300	2,48,300	0.49%	0%
Anjana Soni Thakur	3,03,750	2,03,750	0.60%	49%
Radhadevi Soni	9,77,761	7,77,761	1.95%	26%
Mamta Modani	6,30,404	5,05,404	1.25%	25%
Archana Sodani	6,10,774	4,60,774	1.22%	33%
Antima Soni	3,46,050	2,46,050	0.69%	41%
Anurag Soni	44,38,665	38,38,665	8.83%	16%
Ram Pal Soni	21,53,950	14,53,950	4.29%	48%
Mr. Niwas Modani	6,24,779	4,99,779	1.24%	25%
Vinod Kumar Sodani	6,25,000	6,25,000	1.24%	0%
Pranal Modani	5,00,000	5,00,000	1.00%	0%
Vinod Kumar Sodani HUF	-	5,000	0.00%	(100%)



NOTES TO STANDALONE FINANCIAL STATEMENTS
FOR THE YEAR ENDED 31ST MARCH, 2024 (CONTD.)

	No. of Shares as at 31 st March, 2024	No. of Shares as at 31 st March, 2023	% of total share as at 31 st March, 2024	% change during the year
Promoters (A)	1,14,59,433	93,64,433	22.81%	
Finworth Investment Pvt Ltd	-	-	0.00%	0%
Hawamahal Finance Pvt Ltd	23,35,500	23,35,500	4.65%	0%
Necco Shipping Company Private Ltd	12,74,744	12,74,744	2.54%	0%
Neelgagan Commercial Company Ltd	16,00,000	14,00,000	3.18%	14%
Sarvodaya Holdings Private Limited	11,27,771	11,27,771	2.24%	0%
Sangam Fincap Limited	23,16,145	22,16,145	4.61%	5%
Sahyog Finance Limited	6,32,750	2,32,750	1.26%	172%
Sangam Suiting Pvt Ltd	11,12,685	11,12,685	2.21%	0%
Nidhi Mercantiles Ltd.	38,28,868	38,28,868	7.62%	0%
Sangam E Com Limited	95,67,542	87,67,542	19.04%	9%
Promoters Group (B)	2,37,96,005	2,22,96,005	47.36%	
Promoters & Promoters Group (A+B)	3,52,55,438	3,16,60,438	70.16%	

As at 31st March 2023

	No. of Shares as at 31 st March, 2023	No. of Shares as at 31 st March, 2022	% of total share as at 31 st March, 2023	% change during the year
Ram Pal Soni HUF	2,48,300	2,48,300	0.55%	0%
Anjana Soni Thakur	2,03,750	2,03,750	0.45%	0%
Radhadevi Soni	7,77,761	7,77,761	1.73%	0%
Mamta Modani	5,05,404	5,05,404	1.12%	0%
Archana Sodani	4,60,774	4,60,774	1.02%	0%
Antima Soni	2,46,050	2,46,050	0.55%	0%
Anurag Soni	38,38,665	38,38,665	8.52%	0%
Ram Pal Soni	14,53,950	14,53,950	3.23%	0%
Mr. Niwas Modani	4,99,779	4,99,779	1.11%	0%
Vinod Kumar Sodani	6,25,000	-	1.39%	100%
Pranal Modani	5,00,000	-	1.11%	100%
Vinod Kumar Sodani HUF	5,000	5,000	0.01%	0%
Promoters (A)	93,64,433	82,39,433	20.79%	
Finworth Investment Pvt Ltd	-	4,75,260	0.00%	(100%)
Hawamahal Finance Pvt Ltd	23,35,500	23,35,500	5.18%	0%
Necco Shipping Company Private Ltd	12,74,744	12,74,744	2.83%	0%
Nikita Credits Pvt Ltd	-	3,58,200	0.00%	(100%)
Neelgagan Commercial Company Ltd	14,00,000	14,00,000	3.11%	0%
Scorpio Credits Pvt Ltd	-	5,36,255	0.00%	-100%
Sarvodaya Holdings Private Limited	11,27,771	11,27,771	2.50%	0%
Sangam Granite Private Ltd	-	1,20,815	0.00%	-100%
Sangam Fincap Limited	22,16,145	22,16,145	4.92%	0%
Sahyog Finance Limited	2,32,750	2,32,750	0.52%	0%
Sangam Suiting Pvt Ltd	11,12,685	2,63,670	2.47%	322%
Park View Investment Pvt Ltd	-	2,26,065	0.00%	-100%
Nidhi Mercantiles Ltd.	38,28,868	-	8.50%	100%
Sangam E Com Limited	87,67,542	78,73,087	19.46%	11%
Promoters Group (B)	2,22,96,005	1,84,40,262	49.50%	
Promoters & Promoters Group (A+B)	3,16,60,438	2,66,79,695	70.28%	

NOTES TO STANDALONE FINANCIAL STATEMENTS
FOR THE YEAR ENDED 31ST MARCH, 2024 (CONTD.)

20 OTHER EQUITY

(₹ in Lakhs)

	As at 31 st March, 2024	As at 31 st March, 2023
Capital Reserve		
Balance at the beginning of the year	297	297
Addition during the Financial Year	-	-
Balance at the end of the year	297	297
Securities Premium		
Balance at the beginning of the year	11,999	7,468
Addition during the Financial Year *	8,840	4,531
Balance at the end of the year	20,839	11,999

*Includes Share Premium ₹ NIL (Previous Year ₹ 3681 Lakhs) on Sweat Equity Share issued as equity settled Share Based Payment

(₹ in Lakhs)

	As at 31 st March, 2024	As at 31 st March, 2023
Preference Share Capital Redemption Reserve		
Balance at the beginning of the year	1,178	1,178
Addition during the Financial Year	-	-
Balance at the end of the year	1,178	1,178
General Reserve		
Balance at the beginning of the year	22,818	22,818
Balance at the end of the year	22,818	22,818
Retained Earnings		
Balance at the beginning of the year	45,590	32,947
Add: Profit for the year	3,809	13,454
Add: Other comprehensive income/(loss) for the year	18	80
Less: Appropriations		
Transferred to General Reserve	-	-
Dividend on Equity Shares (Refer Note No.21.6)	1,005	891
Balance at the end of the year	48,412	45,590
Other Comprehensive Income		
Balance at the beginning of the year	14	6
Addition / (Deletion) during the year	(17)	8
Balance at the end of the year	(4)	14
TOTAL	93,540	81,895

NOTES TO STANDALONE FINANCIAL STATEMENTS FOR THE YEAR ENDED 31ST MARCH, 2024 (CONTD.)

Nature and Purpose of Other Reserves / Other Equity

20.1 CAPITAL RESERVE

Capital Reserve created on account of merger/ amalgamation. The balance will be utilised for issue of fully paid bonus shares and as per provisions of the Companies Act, 2013.

20.2 SECURITIES PREMIUM

Balance of Security premium consists of premium on issue of share over its face value. The balance will be utilised for issue of fully paid bonus shares, buy-back of its own shares as per provisions of the Companies Act, 2013.

20.3 PREFERENCE SHARE CAPITAL REDEMPTION RESERVE

Preference Share Capital Redemption Reserve represents the statutory reserves created when the capital is redeemed and the same will be utilised for issue of bonus share as per provisions of the Companies Act, 2013.

20.4 GENERAL RESERVE

The Company appropriates a portion to General Reserves out of the profits voluntarily to meet future contingencies. The said reserves is available for payment of dividend to the shareholders as per the provisions of the of the Companies Act, 2013.

20.5 REMEASUREMENT OF DEFINED BENEFIT PLANS

Remeasurements of defined benefit plans represents the following as per Ind AS 19, Employee Benefits:

- Actuarial Gains and Losses
- The return on plan assets, excluding amounts included in net interest on the net defined benefit liability (asset); and
- Any change in the effect of the asset ceiling, excluding amounts included in net interest on the net defined benefit liability (asset)

20.6 DIVIDEND

The following dividends were declared and paid by the Company during the year.

Particulars	(₹ in Lakhs)	
	As at 31 st March, 2024	As at 31 st March, 2023
Dividend for the year ended 31 st March, 2023 ₹ 2 per share (31 st March, 2022 ₹ 2 per share)	1,005	891
TOTAL	1,005	891

21 SHARE WARRANTS

	(₹ in Lakhs)	
	As at 31 st March, 2024	As at 31 st March, 2023
Balance at the beginning of the year	2,340	2,565
Add:- Issued during the year *	-	-
Less:- Converted into fully paid Equity Share during the year **	2,340	225
Balance at the end of the year	-	2,340

*The Company had issued 57,00,000 Share warrants of ₹ 180 each having a face value of ₹ 10 each in accordance with SEBI guidelines and had received 25% upfront money amounting to ₹ 2565 Lakhs during the year ended 31st March, 2022. These share warrants were to be converted into one equity share of ₹ 10 each (face value) fully paid up within 18 months from the date of issue i.e. 13th December, 2021 on the exercise of option by the warrant holders.

**During the year, warrant holders made payment of the balance 75% amount due on these warrants and exercised the option to convert 37,00,000 share warrants on 28th April, 2023 and 15,00,000 share warrants on 2nd June, 2023 (previous year 5,00,000 share warrants)



NOTES TO STANDALONE FINANCIAL STATEMENTS
FOR THE YEAR ENDED 31ST MARCH, 2024 (CONTD.)

22 BORROWINGS

(₹ in Lakhs)

	As at 31 st March, 2024	As at 31 st March, 2023
Secured		
Term Loans From Banks		
Rupee Loans	55,578	31,787
Vehicle Loans	494	579
TOTAL	56,072	32,366

22.1 All Term Loans from banks (including current maturities) except vehicle loan are secured by a joint equitable mortgage by deposit of title deeds in respect of all immovable properties and first hypothecation of the entire moveable properties of the company, both present and future (save and except book debts) subject to prior charges created/to be created in favour of bankers for securing working capital borrowing, ranking pari-passu with the charges created / to be created in favour of other participating bankers. The above Term Loans are further secured by personal guarantee of directors of the company.

22.2 Vehicle Loans (including current maturities) are secured by hypothecation of respective vehicle(s)

22.3 There is no default in repayment or interest of any loans on due dates.

AS AT 31ST MARCH, 2024

A) FLOATING RATE-CARRYING FLOATING INTEREST RATE 1YR MCLR+ 0% TO 1.05%

(₹ in Lakhs)

Date of maturity	Outstanding as on 31 st March 2024			
	Total Outstanding	Long Term Maturity	Current Maturity	Instalments due after 31 st March, 2024 (Qtrly)
(a) From Banks:				
30 th June 2024	200	-	200	1
01 st July 2025	1,350	538	812	5
30 th June 2026	4,315	2,415	1,900	9
01 st October 2028	1,564	1,373	191	18
01 st January 2031	5,047	4,894	153	27
01 st January 2033	3,432	3,432	-	32
01 st January 2031	4,450	3,850	600	28
01 st January 2032	10,150	10,000	150	31
01 st January 2032	2,122	1,972	150	31
31 st March 2032	6,649	6,349	300	31
01 st January 2033	3,225	3,225	-	32
01 st January 2032	3,950	3,800	150	31
31 st March 2032	6,650	6,350	300	31
01 st January 2033	127	127	-	32
Sub Total (A)	53,231	48,325	4,906	



NOTES TO STANDALONE FINANCIAL STATEMENTS
FOR THE YEAR ENDED 31ST MARCH, 2024 (CONTD.)

B) CARRYING INTEREST RATE 6 MONTH MCLR+0.05%

(₹ in Lakhs)

Date of Maturity	Outstanding as on 31 st March 2024			
	Total Outstanding	Long Term Maturity	Current Maturity	Instalments due after 31 st March, 2023 (Qtrly)
(a) From Banks:				
01 st January 2033	7,253	7,253	-	32
Sub Total (B)	7,253	7,253	-	
Total (A+B)	60,484	55,578	4,906	

C) VEHICLE LOANS FROM BANKS

Carrying Fixed interest rate 6.80% to 10.05%

(₹ in Lakhs)

Particulars	Outstanding as on 31 st March, 2024			
	Total Outstanding	Long Term Maturity	Current Maturity	Instalments due after 31 st March 2023 (Qtrly)
From Banks	790	494	296	2-70
Sub Total ('C)	790	494	296	
Total (A+B+C)	61,274	56,072	5,202	

As at 31st March, 2023

A) FLOATING RATE-CARRYING FLOATING INTEREST RATE MCLR+ 0.75% TO 3.90%

(₹ in Lakhs)

Date of maturity	Outstanding as on 31 st March 2023			
	Total Outstanding	Long Term Maturity	Current Maturity	Instalments due after 31 st March, 2023 (Qtrly)
(a) From Banks:				
20 th March, 2024	600	-	600	4
30 th June, 2024	1,000	200	800	5
1 st July, 2025	2,336	1,607	729	9
30 th June, 2026	6,115	4,315	1,800	13
1 st October, 2028	1,789	1,620	169	22
1 st January, 2031	5,174	5,099	75	31
Sub Total (A)	17,014	12,841	4,173	

B) CARRYING INTEREST RATE 1 YR MCLR)

(₹ in Lakhs)

Date of maturity	Outstanding as on 31 st March 2023			
	Total Outstanding	Long Term Maturity	Current Maturity	Instalments due after 31 st March, 2023 (Qtrly)
(a) From Banks:				
1 st January, 2032	1,196	1,196	-	32
31 st March, 2032	4,065	4,065	-	32
Sub Total (B)	5,261	5,261	-	

NOTES TO STANDALONE FINANCIAL STATEMENTS
FOR THE YEAR ENDED 31ST MARCH, 2024 (CONTD.)**C) CARRYING INTEREST RATE 1 YR MCLR+0.15 TO 0.70%)**

(₹ in Lakhs)

Date of maturity	Outstanding as on 31 st March 2023			
	Total Outstanding	Long Term Maturity	Current Maturity	Instalments due after 31 st March, 2023 (Qtrly)
(a) From Banks:				
1 st January, 2031	5,000	4,450	550	32
1 st January, 2032	974	974	-	32
1 st January, 2032	8,037	8,037	-	32
31 st March, 2032	224	224	-	32
Sub Total (C)	14,235	13,685	550	
Total (A+B+C)	36,510	31,787	4,723	

D) VEHICLE LOANS FROM BANKS

CARRYING FIXED INTEREST RATE 6.85% TO 10.01%

(₹ in Lakhs)

Particulars	Outstanding as on 31 st March 2023			
	Total Outstanding	Long Term Maturity	Current Maturity	Instalments due after 31 st March, 2023 (Monthly)
From Banks	849	579	270	2-70
Sub Total (D)	849	579	270	
Total (A+B+C+D)	37,359	32,366	4,993	

23 LEASE LIABILITY

(₹ in Lakhs)

	As at 31 st March, 2024	As at 31 st March, 2023
Lease Liability (Refer Note No. 55)	-	57
TOTAL	-	57

24 OTHER FINANCIAL LIABILITIES

(₹ in Lakhs)

	As at 31 st March, 2024	As at 31 st March, 2023
Value of Corporate Financial Guarantee*	96	1,011
TOTAL	96	1,011

*Corporate guarantee given on behalf of the Subsidiary Company

25 DEFERRED TAX LIABILITIES (NET)

(₹ in Lakhs)

	As at 31 st March, 2024	As at 31 st March, 2023
Deferred Tax Assets		
Accrued expenses allowable on payment basis	967	714
Allowance for Bad & Doubtful Debts	168	81
Total (A)	1,135	795
Deferred Tax Liabilities		
Related to Property, Plant and Equipment and Intangible Assets	4,804	4,049
Others	-	-
Total (B)	4,804	4,049
Deferred Tax Liabilities (Net) - (B)-(A)	3,669	3,254



NOTES TO STANDALONE FINANCIAL STATEMENTS
FOR THE YEAR ENDED 31ST MARCH, 2024 (CONTD.)

(₹ in Lakhs)

MOVEMENT IN DEFERRED TAX BALANCES	As at 31st March, 2023	Recognised in P&L	Recognised in OCI	As at 31st March, 2024
A. (a) Deferred Tax Assets				
Accrued expenses allowable on payment basis	714	259	(6)	967
Allowance for Bad & Doubtful Debts	81	87	-	168
Sub-Total (a)	795	346	(6)	1,135
(b) Deferred Tax Liabilities				
Property, plant and equipment: Impact of difference between tax depreciation and depreciation/amortisation for financial reporting	4,049	755	-	4,804
Fair value changes on derivatives designated as cash flow hedges	-	6	(6)	-
Sub-Total (b)	4,049	761	(6)	4,804
Deferred Tax Liabilities (Net) (b)-(a)	3,254	415	-	3,669

(₹ in Lakhs)

Movement in deferred tax balances	As at 31st March, 2022	Recognised in P&L	Recognised in OCI	As at 31st March, 2023
(a) Deferred Tax Assets				
Accrued expenses allowable on payment basis	237	504	(27)	714
Allowance for Bad & Doubtful Debts	71	10	-	81
Sub-Total (a)	308	514	(27)	795
(b) Deferred Tax Liabilities				
Property, plant and equipment: Impact of difference between tax depreciation and depreciation/amortisation for financial reporting	4,078	(30)	-	4,049
Fair value changes on derivatives designated as cash flow hedges	16	(19)	3	-
Sub-Total (b)	4,094	(49)	3	4,049
Deferred Tax Liabilities (Net) (b)-(a)	3,786	(563)	30	3,254

Amounts recognised in profit or loss

(₹ in Lakhs)

B. CURRENT TAX EXPENSE	31st March, 2024	31st March, 2023
Current Year	1,097	3,920
Earlier Years	(28)	(662)
	1,069	3,258
Deferred tax expense		
Origination and reversal of temporary differences	414	(563)
	414	(563)
Total Tax Expense	1,483	2,695

(₹ in Lakhs)

C. AMOUNTS RECOGNISED IN OTHER COMPREHENSIVE INCOME	For the Year Ended 31st March, 2024		
	Before tax	Tax (Expense) / Income	Net of tax
Remeasurements of defined benefit liability	24	(6)	18
Fair value changes on derivatives designated as cash flow hedges	(23)	6	(17)
TOTAL	1	(0)	1

NOTES TO STANDALONE FINANCIAL STATEMENTS
FOR THE YEAR ENDED 31ST MARCH, 2024 (CONTD.)

(₹ in Lakhs)

	For the Year Ended 31 st March, 2023		
	Before tax	Tax (Expense) / Income	Net of tax
Remeasurements of defined benefit liability	107	(27)	80
Fair value changes on derivatives designated as cash flow hedges	11	(3)	8
	118	(30)	88

(₹ in Lakhs)

D. THE INCOME TAX EXPENSES FOR THE YEAR RECONCILED TO THE ACCOUNTING PROFIT AS FOLLOWS :	2023-24	2022-23
Profit Before Tax	5,292	16,149
Applicable Tax Rate *	25.17%	25.17%
Computed Tax Expense	1,332	4,065
Tax effect of :		
Exempted income / Items Considered Separately	38	69
Expenses Disallowed	3,158	2,447
Additional Allowances	(3,431)	(2,661)
Current Tax Provision (A)	1,097	3,920
Incremental Deferred Tax Liability on account of Tangible and Intangible Assets	414	(563)
Taxes recognised in Statement of Profit & Loss (B)	414	(563)
Net Taxes (A+B)	1,511	3,357
Effective Tax Rate	28.55%	20.79%

*The Company has opted for option u/s 115BAA of Income Tax Act, 1961 and accordingly tax liabilities has been provided under the aforesaid provision

26 PROVISIONS

(₹ in Lakhs)

	As at 31 st March, 2024	As at 31 st March, 2023
Provision for Gratuity	1,303	-
Provision for Leave Encashment	585	-
TOTAL	1,888	-

27 BORROWINGS

(₹ in Lakhs)

	As at 31 st March, 2024	As at 31 st March, 2023
Secured		
Loans Repayable on Demand from Banks		
Rupee Loans	16,976	33,836
Foreign Currency Loans	22,162	9,591
Current maturities of long term debts	5,202	4,993
TOTAL	44,340	48,420

27.1 Borrowings from Banks for working capital are secured by hypothecation of inventories and charge on book debts both present and future and second charge on all the immoveable and moveable Property, Plant & Equipment's of the Company. The above borrowing are further secured by personal guarantee of directors of the Company. There is no default in repayment or interest of any loans on due dates.

27.2 Rupee Loans carry floating interest rate from 9 % to 10 % per annum, computed monthly and payable on demand.

27.3 Foreign Currency Loans carry floating interest rate Sofr+0.50 to 2.00% per annum, computed monthly and payable on demand

NOTES TO STANDALONE FINANCIAL STATEMENTS FOR THE YEAR ENDED 31ST MARCH, 2024 (CONTD.)

28 LEASE LIABILITY

(₹ in Lakhs)

	As at 31 st March, 2024	As at 31 st March, 2023
Lease Liability (Refer Note No. 55)	57	162
TOTAL	57	162

29 TRADE PAYABLES (INCLUDE ACCEPTANCES)

(₹ in Lakhs)

	As at 31 st March, 2024	As at 31 st March, 2023
Total outstanding dues of Micro enterprises and Small enterprises (Refer Note No. 51)	1,976	1,175
Total outstanding dues of creditors other than micro enterprises and Small enterprises	3,895	5,650
Acceptances*	35,770	15,590
TOTAL	41,641	22,415

*Acceptances are arrangements where operational suppliers of goods and services are initially paid by banks/ financial institutions while the Company continues to recognise the liability till settlement with the banks/financial institutions, which are normally affected within a period of 120 days.

29.1 For aging schedule refer annexure 2

Annexure 2 of Note No - 29

Trade receivables aging schedule

As at 31 March 2024

(₹ in Lakhs)

Particulars	Outstanding from due date of payment					
	Unbilled	< 1 year	1-2 year	2-3 year	> 3 year	Total
Undisputed;						
Total outstanding dues of micro enterprises and small enterprises		1,976				1,976
Total outstanding dues of creditors other than micro enterprises and small enterprises	313	39,245	6	54	48	39,665
Disputed;						
Total	313	41,221	6	54	48	41,641
As at 31 March 2023						
Undisputed;						
Total outstanding dues of micro enterprises and small enterprises		1,175				1,175
Total outstanding dues of creditors other than micro enterprises and small enterprises	710	20,342	115	53	20	21,240
Disputed;						
Total	710	21,517	115	53	20	22,415

29.2 Included in the above Payable amount due to wholly owned subsidiary company

1,399

-

NOTES TO STANDALONE FINANCIAL STATEMENTS
FOR THE YEAR ENDED 31ST MARCH, 2024 (CONTD.)**30 OTHER FINANCIAL LIABILITIES**

(₹ in Lakhs)

	As at 31 st March, 2024	As at 31 st March, 2023
Interest accrued but not due on borrowings	76	89
Unpaid Dividends #	15	20
Creditors for Capital Expenditure*	1,144	964
Security Deposit	759	544
Liability towards Staff and Workers	2,323	2,153
Commission Payable on Sales	2,235	1,653
Liabilities for Expenses \$	7,656	5,199
TOTAL	14,208	10,622

There is no overdue amount to be credited to investor education & protection fund

* Include total outstanding dues of micro enterprises and small enterprises	427	174
\$ Include total outstanding dues of micro enterprises and small enterprises	58	39

31 OTHER CURRENT LIABILITIES

(₹ in Lakhs)

	As at 31 st March, 2024	As at 31 st March, 2023
Advance from Customers	2,982	816
Liabilities for Expenses	20	40
Statutory Dues	693	1,020
TOTAL	3,695	1,876

32 PROVISIONS

(₹ in Lakhs)

	As at 31 st March, 2024	As at 31 st March, 2023
Provision for Gratuity	677	2,133
Provision for Leave Encashment	714	189
TOTAL	1,391	2,322

33 REVENUE FROM OPERATIONS

(₹ in Lakhs)

	2023-24	2022-23
Sale of Products/ Income from Services	2,64,797	2,71,530
TOTAL	2,64,797	2,71,530

(₹ in Lakhs)

PARTICULARS OF SALE OF PRODUCTS/SERVICES	2023-24	2022-23
a) Sale of Products		
Finished Goods	2,38,651	2,51,432
Traded Goods	9,112	4,740
TOTAL	2,47,763	2,56,172
b) Sale of Services		
Job Processing	9,259	9,764
TOTAL	9,259	9,764
c) Other Operating Revenues		
Sale of Waste	3,124	2,211
Export Benefits / Incentives	4,651	3,383
TOTAL	7,775	5,594
TOTAL (a+b+c)	2,64,797	2,71,530

NOTES TO STANDALONE FINANCIAL STATEMENTS
FOR THE YEAR ENDED 31ST MARCH, 2024 (CONTD.)

34 OTHER INCOME

(₹ in Lakhs)

	2023-24	2022-23
Interest Income on Financial Assets (at amortised cost)		
from Customers	199	233
from Others	308	345
Other Non-Operating Income		
Insurance Claim	110	358
Rent	429	32
Net Gain on Foreign Currency Fluctuation	129	-
Profit on Sale of Property, Plant & Equipment (Net)	39	722
Renewable Energy Certification	5	-
Profit on sale of Mutual fund investment	298	-
Miscellaneous Receipts	50	57
TOTAL	1,567	1,747

35 COST OF MATERIALS CONSUMED

(₹ in Lakhs)

	2023-24	2022-23
Raw Materials Consumed	1,42,530	1,45,133
Consumption of Dyes & Chemicals	11,091	12,699
TOTAL	1,53,621	1,57,832

36 PURCHASES OF STOCK IN TRADE

(₹ in Lakhs)

	2023-24	2022-23
Stock in Trade – Yarn	45	71
Stock in Trade – Fabric	3,037	4,848
Stock in Trade – Seamless Garments	5,325	155
TOTAL	8,407	5,074

37 CHANGES IN INVENTORIES OF FINISHED GOODS, WORK-IN-PROGRESS AND STOCK-IN-TRADE

(₹ in Lakhs)

	2023-24	2022-23
Inventories at the end of the year		
Finished Goods	26,053	24,019
Work-in-Progress	8,680	9,212
	34,733	33,231

NOTES TO STANDALONE FINANCIAL STATEMENTS
FOR THE YEAR ENDED 31ST MARCH, 2024 (CONTD.)

(₹ in Lakhs)

	2023-24	2022-23
Inventories at the beginning of the year		
Finished Goods	24,018	16,202
Work-in-Progress	9,213	7,818
	33,231	24,020
(INCREASE) / DECREASE IN INVENTORY	(1,502)	(9,211)

38 EMPLOYEE BENEFITS EXPENSE

(₹ in Lakhs)

	2023-24	2022-23
Salaries and Wages [^]	22,697	21,180
Contribution to Provident and Other Funds	1,804	1,550
Staff Welfare Expenses	176	351
TOTAL	24,677	23,081

[^] Excludes ₹ 295 Lakhs (previous year ₹ 1075 Lakhs) considered under Exceptional Items (Refer Note No -43)**39 FINANCE COSTS**

(₹ in Lakhs)

	2023-24	2022-23
Interest Expenses	6,148	4,761
Other Borrowing Costs	637	600
TOTAL	6,785	5,361
Net of interest Capitalised (Refer note no. 3)	1,525	318
Net of interest Subsidy (TUF /RIPS)	1,067	313

40 DEPRECIATION AND AMORTISATION EXPENSE

(₹ in Lakhs)

	2023-24	2022-23
Depreciations on Tangible Assets and Right of Use Assets	8,980	7,709
Amortisation of Intangible Assets	111	108
TOTAL	9,091	7,817

41 POWER & FUEL

(₹ in Lakhs)

	2023-24	2022-23
Power and Fuel Expenses	29,697	30,204
TOTAL	29,697	30,204



NOTES TO STANDALONE FINANCIAL STATEMENTS FOR THE YEAR ENDED 31ST MARCH, 2024 (CONTD.)

42 OTHER EXPENSES

(₹ in Lakhs)

	2023-24	2022-23
A. Manufacturing Expenses		
Stores & Spares Consumed	3,825	4,302
Packing Material Consumed	3,207	3,209
Processing and Job Charges	4,081	6,467
Repairs To : Plant & Machinery	658	468
Repairs To : Building	145	225
Repairs To : Others	76	69
Misc. Manufacturing Expenses	2,807	2,648
Sub Total (A)	14,799	17,388
B. Administrative Expenses		
Rent (including short term lease rent)	243	179
Rates & Taxes	166	143
Payments to Auditors : For Statutory Audit Fees	26	30
For Certifications	-	0
Reimbursement of Expenses	7	2
Cost Audit Fees	2	1
Insurance Premium	826	698
Directors' Travelling	171	147
Travelling & Conveyance	384	365
Telephone & Postage	377	255
Directors' Remuneration [^]	973	1,200
Printing & Stationery	52	64
Legal & Professional Fees	477	614
Vehicle Running & Maintenance	582	573
Director's Sitting Fees	23	26
Charity and Donations	22	10
Advances Written Off	383	454
Miscellaneous Expenses	488	829
Contribution towards CSR (Refer Note No. 60)	228	147
Sub Total (B)	5,429	5,737
[^] Excludes ₹ 369 Lakhs (previous year ₹ 1345 Lakhs) considered under Exceptional Items (Refer Note No -44)		
C. Selling & Distribution Expenses		
Sales Commission & Brokerage	3,531	3,308
Freight, Octroi and Other Selling Expenses	5,555	5,776
Bad Debts Provision / Written Off *	318	274
Sub Total (C)	9,404	9,358
D. Other Expenses		
Loss on Foreign Currency Fluctuation (Net)	-	1,912
Sub Total (D)	-	1,912
TOTAL (A+B+C+D)	29,632	34,395

*Provision for Bad Debts written off ₹ 318 Lakhs and net-off recovery of ₹ 26 Lakhs during the year. (Previous Year ₹ 274 Lakhs) out of Provision for Trade Receivables



NOTES TO STANDALONE FINANCIAL STATEMENTS
FOR THE YEAR ENDED 31ST MARCH, 2024 (CONTD.)

43 EXCEPTIONAL ITEMS

	(₹ in Lakhs)	
	2023-24	2022-23
(i) Impairment Loss on Assets classified as held for sale*	-	150
(ii) Proportional cost of Sweat equity Shares charged to the Statement of Profit and Loss during the year **	664	1,138
(iii) Withholding tax on the total value of Sweat equity shares	-	1,283
(iv) Impairment of Investments	-	4
TOTAL	664	2,575

*The Impairment loss is on account of Assets classified as held for sale being valued Recoverable amount since its Recoverable amount is lower than its Carrying amount. The difference between the same has been shown as Impairment Loss in accordance with Ind AS 36.

**The Company had issued Sweat Equity Shares during the previous year in accordance with SEBI (Share Based Employee Benefits and Sweat Equity) Regulations 2021, 11,25,000 equity shares of ₹ 10 each (fully paid-up) at a premium of ₹ 327.18 per equity share to Executive Director & Chief Business Strategist as per Board Resolution dated 17th June, 2022 & as approved by the Shareholders in their Extra Ordinary General Meeting held on dated 16th July, 2022. The total value of equity shares issued amount to ₹ 3793 Lakhs. Out of the above, ₹ 1138 Lakhs was charged to the statement of Profit & Loss during the year ended 31st March, 2023 and balance amount is to be amortised over a period of 4 years. Accordingly ₹ 664 Lakhs is charged to the statement of Profit & Loss during the year. Also refer note 47 - issue of sweat equity shares

44 OTHER COMPREHENSIVE INCOME

	(₹ in Lakhs)	
	2023-24	2022-23
Items that will not be reclassified to profit or loss		
Remeasurement of defined benefit plans	24	107
Tax relating to remeasurement of defined benefit plans	(6)	(27)
Sub Total (A)	18	80
Items that will be reclassified to profit or loss		
Fair value changes on derivatives designated as cash flow hedges	(23)	11
Tax on items that will be reclassified subsequently to Profit & Loss	6	(3)
Sub Total (B)	(17)	8
TOTAL (A+B)	1	88

45 EARNINGS PER SHARE (EPS)

	(₹ in Lakhs)	
	2023-24	2022-23
i) Net Profit after tax as per Statement of Profit and Loss attributable to Equity Shareholders	3,809	13,454
Add : Exceptional Items	664	2,575
Net Profit before Exceptional Items	4,473	16,029
ii) Weighted Average number of equity shares used as denominator for calculating EPS	4,97,32,312	4,43,82,860
iii) Weighted Average number of equity shares used as denominator for calculating Diluted EPS	-	35,03,087
iv) Basic Earnings per share (Before exceptional items)	8.99	36.12
v) Basic Earnings per share (After exceptional items)	7.66	30.31
vi) Diluted Earnings per share (Before exceptional items)	8.99	33.47
vii) Diluted Earnings per share (After exceptional items)	7.66	28.10
viii) Face Value per equity share (₹)	10	10



NOTES TO STANDALONE FINANCIAL STATEMENTS FOR THE YEAR ENDED 31ST MARCH, 2024 (CONTD.)

46 The Company had undertaken a Toll user collection contract with National High Way Authority of India (NHAI) for Ushaka Toll Plaza on N.H. No. 25. Due to Dispute with NHAI the contract was terminated and the matter was referred to arbitration. The Arbitrator had given the award in favour of the Company during 2015-16 which was disputed by NHAI and filed an appeal against the same with the single bench of Delhi High Court, which referred the matter back for arbitration. The Company has objected to the above decision before the division bench of Delhi High Court and filed an appeal to stay the order. The Delhi High Court has admitted the appeal and stayed the said order.

Based on the legal provisions and the facts, the management is of the opinion that the Company would be successful in its claim for recovery of the dispute amount. The other current financial asset includes the above claim.

47 ISSUE OF SWEAT EQUITY SHARES

Particulars	As at 31 st March, 2024	As at 31 st March, 2023
During the year ended 31 st March, 2023, 11,25,000 Equity Shares were allotted to the Executive Director and the Chief Business Strategist as per the Board resolution dated 17 th June, 2022 and as approved by the Shareholders in their extra ordinary general meeting held on 16 th July, 2022 as under:		
(a) Number of Sweat equity Shares issued as per the above approval		
(i) Mr. Vinod Kumar Sodani (Executive Director)	-	625,000
(ii) Mr. Pranal Modani (Chief Business Strategist)	-	500,000
(b) Share value adopted as per the valuer's report based on Trading days volume weighted average price in accordance with the SEBI (Share based Employee Benefits and Equity) Regulations 2021.	-	337.18 per Equity share
(c) Value of Equity Shares issued and allotted:	-	
(i) Mr. Vinod Kumar Sodani (Executive Director) ₹ in Lakhs	-	2,107
(ii) Mr. Pranal Modani (Chief Business Strategist) ₹ in Lakhs	-	1,686
(d) Withholding tax absorbed by the Company on the above value under section 192 of the Income Tax Act, 1961 (₹ in Lakhs)	-	1,282
(e) Proportional value of the above Sweat equity and withholding tax charged to the profit and loss statement as an exceptional item (Refer Note No 43) (₹ in Lakhs)	664	1,138
(f) Balance amount deferred to be amortised in 3 equal installments during subsequent years. (Refer Note No 44) (₹ in Lakhs)	1,991	2,655

48 EMPLOYEES STOCK OPTION SCHEME 2022

During the Previous year, the Company had formulated an Employees Stock Option Scheme 2022 (ESOP 2022). The employees of the Company and its subsidiaries are eligible for the options as per the scheme. The terms and conditions of the above scheme is as under:

(a) Terms on which ESOPs are to be issued:

- (i) The grant of options to the employees under the above ESOP 2022 are linked to the performance and other eligibility criteria of the employees.
- (ii) The suggested options which can be allowed as per the proposed scheme, subject to the discretion of the management and fulfilment of certain conditions are as under:

At the end of the first year from the grant date	- 10% of the option granted
At the end of the second year from the grant date	- 10% of the option granted
At the end of the third year from the grant date	- 15% of the option granted
At the end of the fourth year from the grant date	- 20% of the option granted
At the end of the fifth year from the grant date	- 20% of the option granted
At the end of the sixth year from the grant date	- 25% of the option granted

**NOTES TO STANDALONE FINANCIAL STATEMENTS
FOR THE YEAR ENDED 31ST MARCH, 2024 (CONTD.)**

- (iii) Vesting would be subject to continue employment of the grantee
- (iv) Options can be exercised either wholly or partly at any time within a maximum period of 3 years from the date of respective vesting, through cash mechanism after submitting the exercise application along with the amount due thereon. The grant and would be settled by way of issue of equity shares. Management has discretion to modify the exercise period. The committee may allow a discount for exercise price but in such case the exercise will not go below the par value of the shares. The tax as applicable would be chargeable by the employee

(b) The other details of the grants under the aforesaid scheme are summarised below:

Particulars	As at 31 st March, 2024	As at 31 st March, 2023
(I) Number of stock options during the year		
(i) Grant price - (a) on the basis of average market purchase price if shares so granted are acquired from the secondary market (b) otherwise the market price if issued as fresh shares by the Company		
(ii) Grant dates - will be decided by the committee appointed for this purpose		
(iii) Vesting commences - On issue of grant letter by the Company		
(iv) Options granted and outstanding at the beginning of the year	339,000	Nil
(vi) Options granted	131,500	427,500
(v) Options lapsed	69,250	88,500
(vii) Options exercised	22,200	Nil
(viii) Options granted and outstanding at the end of the year, of which	379,050	339,000
(a) Options vested	33,900	NIL
(b) Options yet to vest	345,150	339,000
(II) Weighted exercisable price for the stock options during the year		
(i) Grant price	₹ 329.55	₹ 266.70
(ii) Grant dates	3 rd February, 2024	1 st August, 2022
(iii) Vesting commences (Dates)	3 rd February, 2025	1 st August, 2023
(c) (i) In respect of stock options granted pursuant to the Company's stock options schemes, the fair value of the options is treated as discount and accounted as employee compensation over the vesting period.	NIL	NIL
(ii) Expense on Employee Stock Option Schemes debited to the Statement of Profit and Loss during the year (net of recoveries of Nil (previous year: Nil) from its group companies towards the stock options granted to deputed employees, pursuant to the employee stock option schemes	NIL	NIL
The entire amount pertains to equity-settled employee share-based payment plans.		
(d) The recovery of any amount from its subsidiary companies towards the stock options granted to their employees, pursuant to the employee stock option schemes	NIL	NIL
(e) For the implementation of the ESOP 2022, the Company has established "Sangam Employees Welfare Trust" . The ESOP scheme shall be implemented through this trust. (Also refer Note No 18)		

NOTES TO STANDALONE FINANCIAL STATEMENTS FOR THE YEAR ENDED 31ST MARCH, 2024 (CONTD.)

49 DISCLOSURES REQUIRED UNDER SECTION 22 OF THE MICRO, SMALL AND MEDIUM ENTERPRISES DEVELOPMENT ACT, 2006

Particulars	(₹ in Lakhs)	
	As at 31 st March, 2024	As at 31 st March, 2023
The principal amount and the interest due thereon remaining unpaid to any supplier as at the end of each accounting year		
- Principal amount due to micro and small enterprises*	2034	1214
- Interest due on above	-	-
The amount of interest paid by the buyer in terms of Section 16 of the MSMED Act 2006 along with the amounts of the payment made to the supplier beyond the appointed day during each accounting year.	-	-
The amount of interest due and payable for the period of delay in making payment (which have been paid but beyond the appointed day during the year) but without adding the interest specified under the MSMED Act 2006	-	-
The amount of interest accrued and remaining unpaid at the end of each accounting year.	-	-
The amount of further interest remaining due and payable even in the succeeding years, until such date when the interest due as above are actually paid to the small enterprise for the purpose of disallowance as a deductible expenditure under Section 23 of the MSMED Act 2006		
The figures have been disclosed on the basis of information received from suppliers who have registered themselves under the Micro, Small and Medium Enterprises Development Act, 2006 (MSMED Act, 2006) and/or based on the information available with the Company. Further, no interest during the year has been paid or payable under the provisions of the MSMED Act, 2006.		

* Include total outstanding dues of micro enterprises and small enterprises of ₹ 1976 Lakhs (Previous Year ₹ 1175 Lakhs) included in Trade Payables.

* Include total outstanding dues of micro enterprises and small enterprises of ₹ 58 Lakhs (Previous Year ₹ 39 Lakhs) in other liabilities under the other current financial liabilities.

50 CONTINGENT LIABILITIES AND COMMITMENTS

	(₹ in Lakhs)	
	2023-24	2022-23
(I) Contingent Liabilities:		
(a) Guarantees:		
Outstanding Bank Guarantees (Excluding Financial Guarantees)	1004	617
(b) Other Money for which the Company is contingently liable:		
1. Stamp Duty dispute pending with Rajasthan High Court, Jodhpur under Rajasthan Stamp Duty Act, 1998.	-	64
2. Case pending with Central Excise under Central Excise ACT, 1944	11	11
3. Dispute of Fixed Charges recovery pending with APTEL, New Delhi under Electricity Act, 2003.	42	42
Disputed VAT Liabilities under The Rajasthan Value Added Tax Act, 2003 in respect of :		
4. Disputes on various tolls for which company is contingently liable.	243	243
(ii) Commitments:		
(a) Estimated amount of contracts remaining to be executed on capital and not provided for.	20,124	16,701
(b) In respect of Capital goods imported at the concessional rate of duty under the Export Promotion Capital goods scheme, the Company has approximate exports obligations which is required to be met at the different due dates before 31 st March, 2029. In the event of non-fulfilment of these export obligation, the Company will be liable to pay customs duties and penalties, as applicable.	24,215	19,414



**NOTES TO STANDALONE FINANCIAL STATEMENTS
FOR THE YEAR ENDED 31ST MARCH, 2024 (CONTD.)**

51 DISCLOSURE OF RELATED PARTY TRANSACTIONS PURSUANT TO IND AS 24 "RELATED PARTY DISCLOSURES".

(A) Details of Related Parties

1 Wholly Owned Subsidiary Company

Sangam Ventures Limited

Whether transactions held during the year - Yes

2 Key Managerial Personnel (KMP)

Mr. R.P.Soni Chairman

Dr. S.N.Modani Vice Chairman

Mr. V.K.Sodani Executive Director

Mr. Anurag Soni Managing Director
(Chief Financial officer and director upto 10th August, 2023, Managing director w.e.f.10th August, 2023)

Mr. A.K.Jain Company Secretary
(Up to date 9th February, 2024)

Mr. S.R.Dakhera Chief Financial Officer
(w.e.f. 10th August, 2023)

3 Non Executive Director/ Independent Director

Mr. Achintya Karati

Mr. T.K.Mukhopadhyay

Ms. Jyoti Sharma (upto 3rd August, 2023)

Ms. Aparna Sahay (w.e.f. 26th October, 2023)

Mr. Yaduvendra Mathur

Mr. Sudhir Maheshwari

4 Relatives of KMP (with whom transactions held during the year)

Ms.Radha Devi Soni

Ms.Mamta Modani

Ms. Archana Sodani

Ms.Antima Bass

Mr. Pranal Modani

Ms.Palak Modani

Ms.Krippie Soni

Ms. Sakshi Modani

Ms. Mihika Sodani

Ms. Sunita Dakhera (w.e.f.10th August, 2023)

5 Enterprises over which KMP have significant influence

Sangam E-com Limited

Raj Rajeshwar Enterprises Pvt.Limited

Laddha Construction Company Pvt.Limited

Mr. R.P.Soni HUF

M/s Badri Lal Soni Charitable Trust

M/s Kesar Bai Soni Charitable Trust

Sangam Business Credit Limited

Sangam Rise Foundation

Sangam Ananya Developers Private Limited

Keti Sangam Infrastructure (India) Limited

Sangam Lifespaces Limited

Sangam Finserv Limited

Sangam Shutings Private Limited

Virgo Shutings Private Limited

Sarvodaya Holdings Private Limited

Kalyan Sangam Infratech Limited

Saptrishi Commercial Company Limited

Sangam Sai Ananya Developers Private Limited

Sangam Horticulture Private Limited

Bhilwara Estates Private Limited

Sangam Farmstead Private Limited



NOTES TO STANDALONE FINANCIAL STATEMENTS
FOR THE YEAR ENDED 31ST MARCH, 2024 (CONTD.)

(B) Disclosure of related party transactions:

		(₹ in Lakhs)	
S. No.	Nature of transaction/relationship/major parties	2023-2024	2022-2023
		Amount	Amount
1	Purchase of goods & services (including commission paid)		
	Sangam Ventures Limited	4,557	129
	Sangam Farmsted Private Limited	10	-
2	Sale of goods		
	Sangam Ventures Limited	3,074	338
3	Fees received for corporate guarantee		
	Sangam Ventures Limited	11	-
4	Lease Liability Paid		
	Mr. Ram Pal Soni	13	12
	Mr. Anurag Soni	13	14
	Ms.Radha Devi Soni	76	69
	Ms.Mamta Modani	5	5
	Ms.Antima Bass	13	12
	Ms.Krippie Soni	26	25
	R.P.Soni HUF	13	12
	Laddha Construction Company Pvt. Limited	43	40
5	Rent received		
	Sangam Ventures Limited	282	33
6	Insurance paid		
	Dr.S.N.Modani	14	14
	Mr. V.K.Sodani	22	27
	Mr. Anurag Soni	17	42
	Sh.Pranal Modani	10	-
7	Rent paid		
	Sangam Ventures Limited	3	-
8	Compensation paid to key management personnel:		
	Remuneration		
	(1) Short-term employment benefits / Salary		
	(i) Key Managerial Personnel		
	Mr. R.P.Soni	387	293
	Dr.S.N.Modani	187	164
	Mr. V.K.Sodani	106	102
	Mr. Anurag Soni	89	72
	Mr. A.K.Jain	8	9
	Sh.S.R.Dakhera	22	-
	(ii) Relatives of Key Managerial Personnel		
	Ms.Mamta Modani	48	48
	Ms.Archna Sodani	24	24
	Mr. Pranal Modani	55	47
	Ms.Palak Modani	11	11
	Ms.Sakshi Modani	8	104
	Ms.Mihika Sodani	32	113
	Ms.Sunita Dakhera	12	-
	(2) Director Sitting fees		
	Mr. Achintya Karati	6	7
	Mr. T.K.Mukhopadhyay	7	9
	Ms. Jyoti sharma	-	4

NOTES TO STANDALONE FINANCIAL STATEMENTS
FOR THE YEAR ENDED 31ST MARCH, 2024 (CONTD.)

(₹ in Lakhs)

S. No.	Nature of transaction/relationship/major parties	2023-2024	2022-2023
		Amount	Amount
	Ms.Aparna Sahay	1	-
	Mr. Yaduvendra Mathur	6	5
	Mr. Sudhir Maheshwari	3	1
(3)	Commission		
	Mr. R.P.Soni	71	193
	Dr. S.N.Modani	-	94
	Mr. V.K.Sodani	62	74
	Mr. Anurag Soni	71	193
	Mr. Pranal Modani	24	16
(4)	Value of sweat equity share considered as Exceptional items		
	Mr. V.K.Sodani	369	1,345
	Mr. Pranal Modani	295	1,075
(5)	Investment in Subsidiary		
	Investment in Equity Instruments	-	3,152
	Corporate Guarantee for Subsidiary against its loan for Bank	-	1,011
	Corporate Guarantee revoked for Subsidiary against its loan for Bank	1,011	-
(6)	Advance to suppliers		
	Advance to suppliers of Sangam Ventures Limited	-	-
(7)	Equity share capital (including premium)		
	Sweat equity shares		
	Mr. V.K.Sodani	-	2,107
	Mr. Pranal Modani	-	1,686
(8)	Other financial liabilities		
	Corporate Guarantee fees received in advance		
	Sangam Ventures Limited	96	-
8	Expenditure Incurred in CSR		
	(i) M/S Badri Lal Soni Charitable Trust	86	60
	(ii) M/S Kesar Bai Soni Charitable Trust	11	11

(C) Amount due to / from related parties:

S. No.	Nature of transaction/relationship/major parties	2023-2024	2022-2023
		Amount	Amount
1	Trade & Other Receivables		
	Sangam Ventures Limited	2,968	164
2	Security Deposit given against property taken on lease for business purpose		
	Mr. Ram Pal Soni	250	250
	Mr. Anurag Soni	150	150
	Ms.Radha Devi Soni	550	550
	Ms.Antima Bass	150	150
	Ms.Krippie Soni	100	100
	R.P.Soni HUF	200	200
	Laddha Construction Company Pvt. Limited	300	300
3	Trade Payables		
	Sangam Ventures Limited	1,399	-
	Sangam Farmstead Private Limited	0	-
4	Other Payables		
	Lease Liabilities		
	Mr. Ram Pal Soni	-	2



NOTES TO STANDALONE FINANCIAL STATEMENTS
FOR THE YEAR ENDED 31ST MARCH, 2024 (CONTD.)

S. No.	Nature of transaction/relationship/major parties	2023-2024	2022-2023
		Amount	Amount
	Mr. Anurag Soni	-	1
	Ms.Radha Devi Soni	-	7
	Ms.Mamta Modani	-	0
	Ms.Antima Bass	-	1
	Ms.Krippie Soni	-	3
	R.P.Soni HUF	-	1
	Laddha Construction Company Pvt Limited	-	5
	Consultancy Fees (Relative of KMP)		
	Ms. Mamta Modani	-	4
	Ms. Archana Sodani	-	2
5	Director's Sitting Fees		
	Mr. Sudhir Maheshwari	3	1

52 EMPLOYEE BENEFITS

The Company contributes to the following post-employment defined benefit plans.

(i) Defined Contribution Plans:

The Company makes contributions towards provident fund to a defined contribution retirement benefit plan for qualifying employees. Under the plan, the Company is required to contribute a specified percentage of payroll cost to the retirement benefit plan to fund the benefits.

(₹ in Lakhs)

	For the year ended	
	31 st March, 2024	31 st March, 2023
Contribution to government Provident Fund	1,356	1,165

(ii) Defined Benefit Plan:

The Company provides for gratuity for employees in India as per the Payment of Gratuity Act, 1972. Employees who are in continuous service for a period of 5 years are eligible for gratuity. The amount of gratuity payable on retirement/ termination is the employees last drawn basic salary per month computed proportionately for 15 days salary multiplied for the number of years of service. Gratuity liability is being contributed to the gratuity fund formed by the Company. Company makes contributions to Group Gratuity Schemes administrated by the LIC of India.

Other long term employee benefit plans

Compensated absences

Every employee is entitled to paid leave as per the Company's policies. The employees are allowed to avail leave and carry forward a specified number of days, the same is encashable during the service period and at the time of separation from the Company or retirement, whichever is earlier.

The most recent actuarial valuation of plan assets and the present value of the defined benefit obligation for gratuity were carried out as at 31st March, 2024. The present value of the defined benefit obligations and the related current service cost and past service cost, were measured using the Projected Unit Credit Method.

A. BASED ON THE ACTUARIAL VALUATION OBTAINED IN THIS RESPECT, THE FOLLOWING TABLE SETS OUT THE STATUS OF THE GRATUITY PLAN AND THE AMOUNTS RECOGNISED IN THE COMPANY'S FINANCIAL STATEMENTS AS AT BALANCE SHEET DATE:

(₹ in Lakhs)

	Gratuity (Funded)		Leave encashment	
	31 st March, 2024	31 st March, 2023	31 st March, 2024	31 st March, 2023
Net defined benefit (liability) / asset	2,578	2,133	701	189
Non-current	1,303	-	585	-
Current	1,275	2,133	116	189

NOTES TO STANDALONE FINANCIAL STATEMENTS
FOR THE YEAR ENDED 31ST MARCH, 2024 (CONTD.)

B. MOVEMENT IN NET DEFINED BENEFIT (ASSET) LIABILITY
The following table shows a reconciliation from the opening balances to the closing balances for net defined benefit (asset) liability and its components:

Particulars	Gratuity (Funded)						Leave Encashment (Funded)					
	31 st March, 2024			31 st March, 2023			31 st March, 2024			31 st March, 2023		
	Defined benefit obligation	Fair value of plan assets	Net defined benefit (asset)/ liability	Defined benefit obligation	Fair value of plan assets	Net defined benefit (asset)/ liability	Defined benefit obligation	Fair value of plan assets	Net defined benefit (asset)/ liability	Defined benefit obligation	Fair value of plan assets	Net defined benefit (asset)/ liability
Balance as at 1 st April, 2023	2,607	474	2,133	2,283	487	1,796	553	364	189	444	341	103
Balance as at 1 st April, 2023 (Amalgamating Company)	-	-	-	-	-	-	-	-	-	-	-	-
Included in profit or loss												
Current service cost	470	-	470	482	-	482	325	-	325	215	-	215
Interest cost (income)	156	-	156	154	-	154	40	-	40	31	-	31
	626	-	626	636	-	636	365	-	365	246	-	246
Included in OCI												
Remeasurements loss (gain)	-	-	-	-	-	-	-	-	-	-	-	-
- Actuarial loss (gain) arising from:												
- demographic assumptions	47	-	47	-	-	-	0	-	0	-	-	-
- financial assumptions	18	-	18	(48)	-	(48)	5	-	5	(11)	-	(11)
- experience adjustment	(101)	-	(101)	(64)	-	(64)	44	-	44	(126)	-	(126)
- on plan assets	-	(12)	12	-	(5)	5	-	-	-	-	(1)	1
	(36)	(12)	(24)	(112)	(5)	(107)	50	-	50	(137)	(1)	(136)
Other												
Contributions paid by the employer	-	157	(157)	-	159	(159)	-	-	-	-	-	-
Benefits paid	(373)	(373)	-	(200)	(200)	-	(267)	(364)	98	-	-	-
Expected Return on Plan Assets	-	-	-	-	33	(33)	-	-	-	-	24	(24)
	(373)	(216)	(157)	(200)	(8)	(192)	(267)	(364)	98	-	24	(24)
Balance as at 31st March, 2024	2,824	247	2,578	2,607	474	2,133	701	-	701	553	364	189

NOTES TO STANDALONE FINANCIAL STATEMENTS FOR THE YEAR ENDED 31ST MARCH, 2024 (CONTD.)

C. PLAN ASSETS

	31 st March, 2024	31 st March, 2023
Fund managed by insurer	100%	100%
	100%	100%

D. ACTUARIAL ASSUMPTIONS

The following were the principal actuarial assumptions at the reporting date (expressed as weighted averages).

	31 st March, 2024	31 st March, 2023
Discount rate	7.21%	7.29%
Expected rate of future salary increase	5.50%	5.50%
Mortality	100% of IALM (2012 - 14) Ult.	

Assumptions regarding future mortality have been based on published statistics and mortality tables.

E. SENSITIVITY ANALYSIS

Reasonably possible changes at the reporting date to one of the relevant actuarial assumptions, holding other assumptions constant, would have affected the defined benefit obligation by the amounts shown below.

(₹ in Lakhs)

	Gratuity				Leave encashment			
	31 st March, 2024		31 st March, 2023		31 st March, 2024		31 st March, 2023	
	Increase	Decrease	Increase	Decrease	Increase	Decrease	Increase	Decrease
Discount rate (1% movement)	211	249	2,379	2,881	73	61	501	616
Expected rate of future salary (1% movement)	251	216	2,880	2,376	73	62	616	501

Sensitivities due to mortality & withdrawals are insignificant & hence ignored. Sensitivities as to rate of inflation, rate of increase of pensions in payment, rate of increase of pensions before retirement & life expectancy are not applicable being a lump sum benefit on retirement.

Although the analysis does not take account of the full distribution of cash flows expected under the plan, it does provide an approximation of the sensitivity of the assumptions shown.

F. DESCRIPTION OF RISK EXPOSURES:

Valuations are based on certain assumptions, which are dynamic in nature and vary over time. As such company is exposed to various risks as follow -

- Salary Increases-** Actual salary increases will increase the Plan's liability. Increase in salary increase rate assumption in future valuations will also increase the liability.
- Investment Risk:** If Plan is funded then assets liabilities mismatch & actual investment return on assets lower than the discount rate assumed at the last valuation date can impact the liability.
- Discount Rate:** Reduction in discount rate in subsequent valuations can increase the plan's liability.
- Mortality & disability:** Actual deaths & disability cases proving lower or higher than assumed in the valuation can impact the liabilities.
- Withdrawals:** Actual withdrawals proving higher or lower than assumed withdrawals and change of withdrawal rates at subsequent valuations can impact Plan's liability.

**NOTES TO STANDALONE FINANCIAL STATEMENTS
FOR THE YEAR ENDED 31ST MARCH, 2024 (CONTD.)**
G. EXPECTED MATURITY ANALYSIS OF THE UNDISCOUNTED GRATUITY BENEFITS IS AS FOLLOWS

(₹ in Lakhs)

Particulars	As at	As at
	31 st March, 2024	31 st March, 2023
Duration of defined benefit payments		
Less than 1 year	601	418
Between 1-2 years	106	118
Between 2-5 years	545	467
Over 5 years	5,104	924
Total	6,356	1,927

The weighted average duration of the defined benefit plan obligation at the end of the reporting period is 10.00 years (31st March, 2023 : 18.14 years)

53 FINANCIAL INSTRUMENTS – FAIR VALUES AND RISK MANAGEMENT
I. Fair value measurements Hierarchy

(₹ in Lakhs)

Particulars	As at 31 st March, 2024				As at 31 st March, 203			
	Carrying Amount	Level 1	Level 2	Level 3	Carrying Amount	Level 1	Level 2	Level 3
Financial Assets								
At Amortised Cost								
Non current - Investments	3,997	-	-	-	5,008	-	-	-
Other Non-Current Financial Assets	2,733	-	-	-	3,094	-	-	-
Current-Assets								
Trade Receivables	45,483	-	-	-	35,236	-	-	-
Cash and Cash Equivalents	14	-	-	-	16	-	-	-
Bank Balances other than above	2,810	-	-	-	2,777	-	-	-
Other Current Financial Assets	6,578	-	-	-	5,268	-	-	-
Total (A)	61,614	-	-	-	51,399	-	-	-
Investment in Mutual fund measured at fair value through profit and loss	1,027	1,027	-	-	686	686	-	-
Total (B)	1,027	1,027	-	-	686	686	-	-
Total (A+B)	62,641	1,027	-	-	52,085	686	-	-
Financial Liabilities								
At Amortised Cost								
Borrowings - Non Current	56,072	-	-	-	32,366	-	-	-
Lease Liabilities - Non Current	-	-	-	-	57	-	-	-
Other Financial Liabilities -Non Current	96	-	-	-	1,011	-	-	-
Lease Liabilities - Current	57	-	-	-	162	-	-	-
Borrowings - Currents	44,340	-	-	-	48,420	-	-	-
Trade Payables	41,641	-	-	-	22,415	-	-	-
Other Current Financial Liabilities	14,208	-	-	-	10,622	-	-	-
At Fair Value through P&L								
Other Current Financial Liabilities	(21)	-	(21)	-	(14)	-	(14)	-
At Fair Value through OCI								
Other Current Financial Liabilities	1	-	1	-	24	-	24	-
	156,395	1,027	(20)	-	115,063	686	10	-

Level 1: Level 1 hierarchy includes financial instruments measured using quoted prices. This includes listed equity instruments, traded bonds and mutual funds that have quoted price. The fair value of all equity instruments (including bonds) which are traded in the stock exchanges is valued using the closing price as at the reporting period.

NOTES TO STANDALONE FINANCIAL STATEMENTS FOR THE YEAR ENDED 31ST MARCH, 2024 (CONTD.)

Level 2: The fair value of financial instruments that are not traded in an active market (for example, traded bonds, over-the-counter derivatives) is determined using valuation techniques which maximise the use of observable market data and rely as little as possible on entity-specific estimates. If all significant inputs required to fair value an instrument are observable, the instrument is included in level 2.

Level 3: If one or more of the significant inputs is not based on observable market data, the instrument is included in level 3.

II. Financial risk management

The Company has exposure to the following risks arising from financial instruments:

- credit risk;
- liquidity risk; and
- market risk

I. RISK MANAGEMENT FRAMEWORK

The Company's board of directors has overall responsibility for the establishment and oversight of the Company's risk management framework. The board of directors has established the processes to ensure that executive management controls risks through the mechanism of property defined framework.

The Company's risk management policies are established to identify and analyse the risks faced by the Company, to set appropriate risk limits and controls and to monitor risks and adherence to limits. Risk management policies and systems are reviewed by the board annually to reflect changes in market conditions and the Company's activities. The Company, through its training and management standards and procedures, aims to maintain a disciplined and constructive control environment in which all employees understand their roles and obligations.

The Company's Audit Committee oversees compliance with the Company's risk management policies and procedures, and reviews the adequacy of the risk management framework in relation to the risks faced by the Company. The Audit Committee is assisted in its oversight role by Internal Audit. Internal Audit undertakes both regular and ad hoc reviews of risk management controls and procedures, the results of which are reported to the Audit Committee.

II. CREDIT RISK

Credit risk is the risk of financial loss to the Company if a customer or counterparty to a financial instrument fails to meet its contractual obligations, and arises principally from the Company's receivables from customers and investments in debt securities.

The carrying amount of financial assets represents the maximum credit exposure. The Company monitor credit risk very closely both in domestic and export market. The Management impact analysis shows credit risk and impact assessment as low.

Trade and other receivables

The Company's exposure to credit risk is influenced mainly by the individual characteristics of each customer. However, management also considers the factors that may influence the credit risk of its customer base, including the default risk of the industry and country in which customers operate.

The Company Management has established a credit policy under which each new customer is analysed individually for creditworthiness before the Company's standard payment and delivery terms and conditions are offered. The Company's review includes market check, industry feedback, past financials and external ratings, if they are available, and in some cases bank references.

The Company establishes an allowance for impairment that represents its expected credit losses in respect of trade and other receivables. The management uses a simplified approach for the purpose of computation of expected credit loss for trade receivables

**NOTES TO STANDALONE FINANCIAL STATEMENTS
FOR THE YEAR ENDED 31ST MARCH, 2024 (CONTD.)**

The Company's exposure to credit risk is influenced mainly by the individual characteristics of each customer. However, management also considers the factors that may influence the credit risk of its customer base, including the default risk of the industry and country in which customers operate.

The gross carrying amount of trade receivables is ₹ 46149 Lakhs (31st March, 2023 – ₹ 35558 Lakhs).

A default on a financial asset is when counterparty fails to make payments within 60 days when it falls due.

Reconciliation of Loss Allowance Provision – Trade Receivables

(₹ in Lakhs)

Particulars	31 st March, 2024	31 st March, 2023
Opening Balances	322	283
Impairment Loss Recognised	344	274
Amount written back	-	235
Closing balance	666	322

III. LIQUIDITY RISK

Liquidity risk is the risk that the Company will encounter difficulty in meeting the obligations associated with its financial liabilities that are settled by delivering cash or another financial asset. The Company's approach to managing liquidity is to ensure, as far as possible, that it will have sufficient liquidity to meet its liabilities when they are due, under both normal and stressed conditions, without incurring unacceptable losses or risking damage to the Company's reputation.

Prudent liquidity risk management implies maintaining sufficient cash and marketable securities and the cash flows generated from operations to meet obligations when due and to close out market positions. Due to the dynamic nature of the underlying businesses, the Company's treasury maintains flexibility in funding by maintaining availability under committed credit lines.

Management monitors rolling forecasts of the Company's liquidity position comprising the undrawn borrowing facilities and cash and cash equivalents on the basis of expected cash flows. This is generally carried out in accordance with practice and limits set by the Company. In addition, the Company's liquidity management policy involves projecting cash flows in major currencies and considering the level of liquid assets necessary to meet these, monitoring balance sheet liquidity ratios against internal and external regulatory requirements and maintaining debt financing plans.

(a) Maturities of financial liabilities

The following are the remaining contractual maturities of financial liabilities at the reporting date. The amounts are gross and undiscounted, and exclude contractual interest payments and the impact of netting agreements.

(₹ in Lakhs)

Particulars	Carrying Amounts		Contractual cash flows		
	31 st March, 2024	Total	Within 1 Year	1-5 years	More than 5 years
NON-DERIVATIVE FINANCIAL LIABILITIES					
Borrowings - Non Current	56,072	56,072	-	39,512	16,560
Lease Liabilities - Non Current	-	-	-	-	-
Other Financial Liabilities -Non Current	96	96	11	44	41
Lease Liabilities - Current	57	57	57	-	-
Borrowings - Currents	44,340	44,340	44,340	-	-
Trade Payables	41,641	41,641	41,534	107	-
Other Current Financial Liabilities	14,208	14,208	14,208	-	-
Total non-derivative liabilities	156,414	156,414	100,150	39,663	16,601
DERIVATIVES (NET SETTLED)					
Foreign exchange forward contracts	(20)	(20)	(20)	-	-
Total derivative liabilities	(20)	(20)	(20)	-	-



NOTES TO STANDALONE FINANCIAL STATEMENTS
FOR THE YEAR ENDED 31ST MARCH, 2024 (CONTD.)

(₹ in Lakhs)

Particulars	Carrying Amounts		Contractual cash flows		
	31 st March, 2022	Total	Within 1 Year	1–5 years	More than 5 years
NON-DERIVATIVE FINANCIAL LIABILITIES					
Borrowings - Non Current	32,366	32,366	-	32,083	283
Lease Liabilities - Non Current	57	57	-	57	
Other Financial Liabilities -Non Current	1,011	1,011	-	506	505
Lease Liabilities - Current	162	162	162	-	-
Borrowings - Currents	48,420	48,420	48,420	-	-
Trade payables	22,415	22,415	22,227	188	-
Other current financial liabilities	10,622	10,622	10,622	-	-
Total non-derivative liabilities	115,053	115,053	81,431	32,834	788
Derivatives (net settled)					
Foreign exchange forward contracts	10	10	10	-	-
Total derivative liabilities	10	10	10	-	-

The inflows/(outflows) disclosed in the above table represent the contractual undiscounted cash flows relating to derivative financial liabilities held for risk management purposes and which are not usually closed out before contractual maturity.

The interest payments on variable interest rate loans in the table above reflect market forward interest rates at the reporting date and these amounts may change as market interest rates change.

iv. Market risk

Market risk is the risk that changes in market prices – such as foreign exchange rates and interest rates – will affect the Company's income or the value of its holdings of financial instruments. The objective of market risk management is to manage and control market risk exposures within acceptable parameters, while optimising the return. The Company uses derivatives like forward contracts to manage market risks on account of foreign exchange. All such transactions are carried out within the guidelines set by the Risk Management Committee.

Currency risk

The Company is exposed to foreign exchange risk arising from foreign currency transactions, primarily with respect to the USD and small exposure in EURO. Foreign exchange risk arises from future commercial transactions and recognised assets and liabilities denominated in a currency that is not the Company's functional currency. The risk is measured through a forecast of highly probable foreign currency cash flows. The objective of the hedges is to minimise the volatility of the cash flows of highly probable forecast transactions by hedging the foreign exchange inflows on regular basis.

Currency risks related to the principal amounts of the Company's foreign currency payables have not been hedged using forward contracts.

In respect of other monetary assets and liabilities denominated in foreign currencies, the Company's policy is to ensure that its net exposure is kept to an acceptable level by buying or selling foreign currencies at spot rates when necessary to address short-term imbalances.



NOTES TO STANDALONE FINANCIAL STATEMENTS
FOR THE YEAR ENDED 31ST MARCH, 2024 (CONTD.)

Exposure to currency risk

The summary quantitative data about the Company's exposure to currency risk as reported to the management of the Company is as follows (Amounts in Lakhs)

(₹ in Lakhs)

Particulars	As at 31 st March, 2024				As at 31 st March, 2023			
	USD	EUR	CHF	JPY	USD	EUR	CHF	JPY
Financial Instruments								
Trade receivables	197	(0)	-	-	202	0	-	-
Trade payables	(1)	(6)	(0)	-	(0)	-	(0)	-
Advance to trade payables	2	16	0	50	3	10	0	798
Borrowings	(239)	(9)	-	-	(95)	(20)	-	-
Derivatives - Forward Contracts	(318)	-	-	-	(118)	-	-	-
Net statement of financial position exposure	(359)	1	0	50	(9)	(9)	0	798

Sensitivity analysis

A reasonably possible strengthening (weakening) of the ₹ against all currencies at 31st March would have affected the measurement of financial instruments denominated in a foreign currency and affected equity and profit or loss by the amounts shown below. This analysis assumes that all other variables, in particular interest rates, remain constant.

(₹ in Lakhs)

Particulars	Profit or loss	
	Strengthening	Weakening
31st March, 2024		
USD (1% movement)	(300)	300
EUR (1% movement)	1	(1)
CHF (1% movement)	0	(0)
JPY (1% movement)	0	(0)
31st March, 2023		
USD (1% movement)	(7)	7
EUR (1% movement)	(8)	8
CHF (1% movement)	0	(0)
JPY (1% movement)	5	(5)

Interest rate risk

The Company's main interest rate risk arises from long-term borrowings with variable rates, which expose the Company to cash flow interest rate risk.

Currently the Company's borrowings are within acceptable risk levels, as determined by the management, hence the Company has not taken any swaps to hedge the interest rate risk.

Exposure to interest rate risk

The interest rate profile of the Company's interest-bearing financial instruments as reported to the management of the Company is as follows.

(₹ in Lakhs)

	Nominal Amount	
	31 st March, 2024	31 st March, 2023
Fixed-rate instruments		
Financial assets	-	-
Financial liabilities	790	847
	790	847
Variable-rate instruments		
Financial assets	-	-
Financial liabilities	60,484	36,512
	60,484	36,512

NOTES TO STANDALONE FINANCIAL STATEMENTS FOR THE YEAR ENDED 31ST MARCH, 2024 (CONTD.)

Cash flow sensitivity analysis for variable-rate instruments

A reasonably possible change of 100 basis points in interest rates at the reporting date would have increased (decreased) equity and profit or loss by the amounts shown below. This analysis assumes that all other variables, in particular foreign currency exchange rates, remain constant.

Particulars	Profit or loss	
	100 bp increase	100 bp decrease
31st March, 2024		
Variable-rate instruments	(605)	605
Cash flow sensitivity	(605)	605
31st March, 2023		
Variable-rate instruments	(365)	365
Cash flow sensitivity	(365)	365

Fair value sensitivity analysis for fixed-rate instruments

The Company does not account for any fixed-rate financial assets or financial liabilities at fair value through profit or loss. Therefore, a change in interest rates at the reporting date would not affect profit or loss.

Hedge Accounting

The Company's business objective includes safe-guarding its earnings against foreign exchange fluctuations. The Company has adopted a structured risk management policy to hedge all these risks within an acceptable risk limit and an approved hedge accounting framework which allows for Fair Value hedges and Cash Flow hedges. Hedging instruments include forwards contracts to achieve this objective. The table below shows the position of hedging instruments and hedged items as on the balance sheet date.

Disclosure of effect of Hedge Accounting:

(i) Fair Value Hedge

Hedging Instruments

(₹ in Lakhs)

Particulars	Nominal Value	Carrying Amount	Change in Fair Value	Hedge Maturity	Line Item in Balance Sheet
Foreign Currency Risk					
Forward Contracts	18,833	(21)	(21)	April, 2024 to February, 2025	Other Current Financial Liabilities

Hedged Items

(₹ in Lakhs)

Particulars	Carrying Amount	Change in Fair Value	Line Item in Balance Sheet
Foreign Currency Risk			
Trade Receivables	16,451	251	Financial Assets - Trade Receivables

(ii) Cash Flow Hedge

During the year ended 31st March, 2024, the Company has designated certain foreign exchange forward and options contracts as cash flow hedges to mitigate the risk of foreign exchange exposure on highly probable forecast cash transactions. The related hedge transactions for balance in cash flow hedge reserve as at 31st March, 2024 are expected to occur and reclassified to Statement of Profit and Loss within three months.

The Company determines the existence of an economic relationship between the hedging instrument and hedged item based on the currency, amount and timing of its forecasted cash flows. Hedge effectiveness is determined at the inception of the hedge relationship, and through periodic prospective effectiveness assessments to ensure that an economic relationship exists between the hedged item and hedging instrument, including whether the hedging instrument is expected to offset changes in cash flows of hedged items.



NOTES TO STANDALONE FINANCIAL STATEMENTS
FOR THE YEAR ENDED 31ST MARCH, 2024 (CONTD.)

If the hedge ratio for risk management purposes is no longer optimal but the risk management objective remains unchanged and the hedge continues to qualify for hedge accounting, the hedge relationship will be rebalanced by adjusting either the volume of the hedging instrument or the volume of the hedged item so that the hedge ratio aligns with the ratio used for risk management purposes. Any hedge ineffectiveness is calculated and accounted for in the Statement of Profit and Loss at the time of the hedge relationship rebalancing.

CASH FLOW HEDGE

Hedging Instruments

(₹ in Lakhs)

Particulars	Nominal Value	Carrying Amount	Change in Fair Value	Hedge Maturity	Line Item in Balance Sheet
Foreign Currency Risk	26,507	1	1	September, 2023 to February, 2024	Other Current Financial Liabilities
Forward Contracts					

Hedged Items

(₹ in Lakhs)

Particulars	Carrying Amount	Change in Fair Value	Line Item in Balance Sheet
Foreign Currency Risk			
Highly Probable Forecasted Exports	26,507	-	-

The reconciliation of cash flow hedge reserve for the years ended 31st March, 2024 and 31st March, 2023 is as follows :

Particulars	Year Ended 31 st March, 24	Year Ended 31 st March, 23
Gain / (Loss)		
Balance at the beginning of the year	24	13
Gain / (Loss) recognised in other comprehensive income during the year	(23)	11
Amount reclassified to profit and loss during the year	-	-
Balance at the end of the year	1	24



NOTES TO STANDALONE FINANCIAL STATEMENTS FOR THE YEAR ENDED 31ST MARCH, 2024 (CONTD.)

54 RATIO ANALYSIS

S. No	Ratio		Basis	2023-24	2022-23	% Change	Reason For Variance
1	Current ratio	Times	Current assets / Current liabilities	1.27	1.23	3%	
2	Debt-Equity ratio	Times	Total Debt / Equity	1.02	0.91	12%	
3	Debt service coverage ratio	Times	Earnings for debt service*/ Debt Service	1.81	3.03	(40%)	Refer note i) below
4	Return on equity ratio	%	Profit after tax / Shareholders' Equity	3.86%	15.16%	(75%)	Refer note ii) below
5	Inventory turnover ratio	Times	Cost of Goods Sold** / Average inventory	3.53	3.88	(9%)	
6	Trade receivables turnover ratio	Times	Revenue from operations / Average trade receivable	6.56	7.45	(12%)	
7	Trade payables turnover ratio	Times	Cost of Goods Sold** / Average trade payables	6.40	7.87	(19%)	
8	Net capital turnover ratio	Times	Revenue from operations / Working capital\$	9.34	13.77	(32%)	Refer note iii) below
9	Net profit ratio	%	Net Profit/(Loss) after tax / Revenue from operations	1.44%	4.95%	(71%)	Refer note iv) below
10	Return on capital employed	%	Earnings Before Interest and tax# / Capital Employed@	5.96%	12.45%	(52%)	Refer note v) below
11	Return on investment	%	PAT/Total Assets	1.43%	6.37%	(77%)	Refer note vi) below

* Earnings for Debt Service = Earnings before finance costs, depreciation and amortisation, exceptional items and tax (EBIDTA)/ (Finance cost for the year + Principal repayment of long-term debt liabilities within one year+current lease liab.)

** Cost of Good sold = Cost of materials consumed +Purchases of stock-in-trade + Changes in inventories + Manufacturing and operating expenses

\$ Working Capital = Current Assets - Current Liabilities

Earnings before Interest and Tax = Profit after exceptional item and before tax + Finance costs (recognised)

@Capital Employed = equity and total borrowings

- i) **Debt service coverage ratio (%):** Return on debt service coverage has been decreased mainly because of decrease in EBIDTA & Increase in finance cost
- ii) **Return on Equity (%):** Return on equity has been decreased mainly because of decrease in Net profit and Increase in total equity due to conversion of share warrants on premium. (Refer Note No 20 & 21)
- iii) **Net Capital turnover ratio:** Decrease in capital turnover ratio is mainly because of Increase in total equity due to conversion of share warrants on premium
- iv) **Net profit ratio:** decrease in net Profit is mainly because of decrease in profit.
- v) **Return on Capital employed (%):** decrease in Return on Capital employed is mainly because of decrease in profit & Increase in total equity due to conversion of share warrants on premium.
- vi) **Return on investment (%):** decrease in Return on Capital employed is mainly because of decrease in profit & Increase in fixed assets due to project are capitalised.

NOTES TO STANDALONE FINANCIAL STATEMENTS
FOR THE YEAR ENDED 31ST MARCH, 2024 (CONTD.)**55 DISCLOSURE UNDER IND AS 116 "LEASES"**

The Company has lease contract for building used in its operations. Lease of buildings has a lease term if 3 years .

Amount recognised in Statement of profit or loss

(₹ in Lakhs)

Particulars	Year ended 31 st March, 2024	Year ended 31 st March, 2023
Depreciation of right-of-use assets	155	149
Interest Income on Security Deposit	142	19
Interest Expenses on lease liabilities	11	21

Maturity Pattern of lease liability

Finance Lease discounted

(₹ in Lakhs)

Particulars	Year ended 31 st March, 2024	Year ended 31 st March, 2023
Less than 1 years	57	162
1-3 years	-	57
Total	57	219

Movement of Lease Liability

(in Lakhs)

Particulars	Year ended 31 st March, 2024	Year ended 31 st March, 2023
As at 1st April, 2023	219	362
Additions	-	-
Accretion of Interest	11	21
Payment	173	164
As at 31st March, 2024	57	219
Current Lease Liability	57	162
Non Current Lease Liability	-	57

Movement of Security Deposit

(₹ in Lakhs)

Particulars	Year ended 31 st March, 2024	Year ended 31 st March, 2023
As at 1st April, 2023	1,530	1,511
Additions	-	-
Accretion of Interest during the year	142	19
Payment	-	-
As at 31st March, 2024	1,673	1,530

56 ADDITIONAL REGULATORY REQUIREMENTS AS REQUIRED UNDER SCHEDULE III OF THE COMPANIES ACT, 2013

- Title deeds of all immovable properties are held on the name of the Company.
- The Company has not revalued any Property, Plant and Equipments and Intangible Assets during the year.
- The Company has not given loan or advances in nature of loans to promoters, directors, KMPs and the related parties which is repayable on demands or without specifying any terms or period of repayment.
- There is no proceedings initiated or pending against the Company for holding any benami property under the Benami Transactions (Prohibition) Act, 1988 (45 of 1988) and the rules made thereunder.
- The Company is not declared a willful defaulter by any bank or financial Institution or other lender.

NOTES TO STANDALONE FINANCIAL STATEMENTS FOR THE YEAR ENDED 31ST MARCH, 2024 (CONTD.)

- vi) As informed by the Management , there are no transactions with companies struck off under section 248 of the Companies Act, 2013 or section 560 of Companies Act, 1956 by the Company during the year and there are no outstanding balance as on 31st March, 2024 with any struck off companies
- vii) There are no charges or satisfactions of charges which are yet to be registered with Registrar of Companies beyond the statutory period.
- viii) There is no investment made by the Company in other companies. Hence, there is no compliance required on the number of layers prescribed under clause (87) of section 2 of the Act read with Companies (Restriction on number of Layers) Rules, 2017.
- ix) There is no Scheme of Arrangements approved by the competent authority in terms of section 230 to 237 of the Companies Act, 2013 during the year.
- x) The Company has not advanced or loaned or invested funds to any other person or entities, including foreign entities (Intermediaries) with the understanding that the Intermediary shall (i) directly or indirectly lend or invest in other persons or entities identified in any manner whatsoever by or on behalf of the Company (Ultimate Beneficiaries) or (ii) provide any guarantee, security or the like to or on behalf of the Ultimate Beneficiaries.
- xi) The Company has not received any fund from any person or entities, including foreign entities (Funding Party) with the understanding that the Company shall (i) directly or indirectly lend or invest in other persons or entities identified in any manner whatsoever by or on behalf of the Funding Party (Ultimate Beneficiaries) or (ii) provide any guarantee, security or the like on behalf of the Ultimate Beneficiaries.
- xii) The Company has not surrendered or disclosed as income or the previously unrecorded income and related assets during the year in the tax assessments which are not recorded in the books of accounts of the Company
- xiii) Working Capital loan were applied for the purpose for which the loans were obtained
- xiv) The Company has not traded or invested in Crypto currency or Virtual Currency during the financial year
- xv) The Company has taken working capital loans from various Banks .Company has filed quarterly statements of Current Assets with the banks that are in principle in agreement with the books of accounts.
- xvi) The Company secretary (CS) has resigned on 9th February, 2024. Currently office of CS is vaccant. The Company will ensure to appoint the Company Secretary within stipulated time period and will comply with related provisions of Companies Act, 2013

57 SEGMENT INFORMATION

Operating Segment

- (a) Based on the management approach as defined in IND AS 108 – Operating Segments, the Chief Operating Decision Maker (“CODM”) evaluates the Company’s performance and allocates resources based on an analysis of various indicators of business segment/s in which the Company operates. The Company is primarily engaged in the business of textile manufacturing which the management and CODM recognise as the sole business segment. Hence disclosure of segment-wise information is not required and accordingly not provided.

The other applicable information applicable where there is only one segment as required in accordance with IND AS 108 – Operating Segments, are as under:

- (b) The Company does not have the information in respect of the revenues from external customers for each product and service, or each group of similar products and services, and the cost to develop such system will be highly excessive. Accordingly such information is not disclosed as allowed by para 32 of IND AS 108.

**NOTES TO STANDALONE FINANCIAL STATEMENTS
FOR THE YEAR ENDED 31ST MARCH, 2024 (CONTD.)**
Revenues

(₹ in Lakhs)		
Revenues	2023-24	2022-23
Domestic	178,062	195,851
Export	86,735	75,679
TOTAL	264,797	271,530

Revenues from external customers attributed to an individual foreign country are not material. The revenue from the foreign countries are attributed from the countries wherein the actual exports are made.

(c) There are no assets in foreign countries held by the Company except the amounts due from the exports.

The Company does not have any major single customer / group of external customers having 10% of its revenue.

58 CORPORATE SOCIAL RESPONSIBILITY

- a) Total expenditure incurred on Corporate Social Responsibility (CSR) activities during the year ended 31st March, 2024 is ₹ 163 Lakhs (during the year ended 31st March, 2023 is ₹ 278 Lakhs). This includes ₹ Nil towards provision for unspent amount pertaining to ongoing projects (during the year ended 31st March, 2023 is ₹ Nil).

(₹ in Lakhs)		
Particulars	For the year ended	
	31 st March, 2024	31 st March, 2023
a) Amount required to be spent by the Company during the year	228	147
b) Amount of expenditure incurred on purpose (other than construction/ acquisition of any asset)	163	278
c) Excess spend of prior year set off during the year	187	56
d) Shortfall at the end of the year [(d)=(a)-(b)-(c)]	0	0
e) Total of previous year shortfall	0	0
f) Reason for shortfall	NA	NA
The CSR amount carry forward in next year.	122	187

Expenditure related to Corporate Social Responsibility;

(₹ in Lakhs)		
Particulars	For the year ended	
	31 st March, 2024	31 st March, 2023
a) Environmental Sustainability	24	38
b) Promoting Education	58	34
c) Promoting Health Care	50	0
d) Rural Development	14	74
e) Promoting gender equality, empowering women	0	120
f) Promoting Sports	0	0
g) Sanitation and making available safe drinking water	6	1
h) Eradication Hunger, Poverty and Malnutrition	11	11
Total	163	278

- b) Out of above ₹ 86.22 Lakhs (Previous Year ₹ 60.85 Lakhs) has been spent through M/s Badri Lal Soni Charitable Trust and ₹ 10.54 Lakhs (Previous year ₹ 10.54 Lakhs) spent through M/s Kesar Bai Soni Charitable Trust, which are related parties.

NOTES TO STANDALONE FINANCIAL STATEMENTS
FOR THE YEAR ENDED 31ST MARCH, 2024 (CONTD.)

59 CONTRIBUTIONS TO POLITICAL PARTIES

Disclosure under the section 182(3)

(₹ in Lakhs)

Particulars	For the year ended	
	31 st March, 2024	31 st March, 2023
Contribution to political parties	-	-

60 DISCLOSURE OF LOAN, INVESTMENT, GURANTEE AND SECURITIES PROVIDED

Disclosure under the section 186(4)

(₹ in Lakhs)

Particulars	For the year ended	
	31 st March, 2024	31 st March, 2023
Corporate Guarantee on behalf for subsidiary against loan obtained (Loan Amount ₹ 10700 Lakhs)	-	1,011
Corporate Guarantee liability reversed on receipt of guarantee fees	1011	-
Corporate Guarantee fees received	11	-
Corporate Guarantee fees received in advance	96	-

The Guarantee has been provided for the loan taken by subsidiary for Business Purpose

61 CAPITAL MANAGEMENT

The Company's policy is to maintain a strong capital base so as to maintain investor, creditor and market confidence and to sustain future development of the business. Management monitors the return on capital as well as the level of dividends to ordinary shareholders.

62 APPROVAL OF FINANCIAL STATEMENTS

The Financial Statements were approved for issue by the Board of Directors on 10th May, 2024

The Board of Directors have recommended a dividend @20 % on equity share, subject to approval from the shareholders at the ensuing AGM.

63 Previous year figures have been regrouped/ reclassified wherever necessary to correspond with the current year's classification/disclosure.

As per our Report of even date

For R Kabra & Co LLP
Chartered Accountants
(Firm Registration No 104502W/
W100721)

(Deepa Rathi)
Partner
Membership No.104808
UDIN: 24104808BKCKPP6284

Place: Bhilwara
Date: 10th May, 2024

For O. P. Dad & Co.
Chartered Accountants
(Firm Registration No 002330C)

(Abhishek Dad)
Partner
Membership No. 409237
UDIN:24409237BKEYZT8929

Place : Bhilwara
Date: 10th May, 2024

For and on the Behalf of the Board

(R. P. Soni)
Chairman
(DIN 00401439)

(Dr. S.N Modani)
Vice Chairman
(DIN 00401498)

(Anurag Soni)
Managing Director
(DIN 03407094)

(V. K. Sodani)
Executive Director
(DIN 00403740)

(S. R. Dakhera)
Chief Financial Officer

INDEPENDENT AUDITOR'S REPORT

To,
The Members of Sangam (India) Limited

REPORT ON THE AUDIT OF THE CONSOLIDATED FINANCIAL STATEMENTS

Opinion

We have audited the accompanying Consolidated Financial Statements of Sangam (India) Limited (hereinafter referred to as "Holding Company" or "the Company") and its subsidiary (Holding Company and its subsidiary together referred as "the Group") which comprise the Consolidated Balance Sheet as at 31st March, 2024, Consolidated Statement of Profit and Loss (including Other Comprehensive Income), Consolidated Statement of Changes in Equity and Consolidated Statement of Cash Flows for the year then ended, and notes to the Consolidated Financial Statements, including a summary of material accounting policies and other explanatory information (hereinafter referred to as "Consolidated Financial Statements").

In our opinion and to the best of our information and according to the explanations given to us and based on the consideration of report of the auditor on separate financial statements of the subsidiary company, the aforesaid Consolidated Financial Statements give the information required by the Companies Act, 2013 ("the Act") in the manner so required and give a true and fair view in conformity with the Indian Accounting Standards ("Ind AS") prescribed under Section 133 of the Act read with the Companies (Indian Accounting Standards) Rules, 2015 as amended, and other accounting principles generally accepted in India, of the Consolidated state of affairs of the Company as at 31st March, 2024, and its Consolidated profit including Other Comprehensive Income, Consolidated changes in Equity and Consolidated Cash Flows for the year ended on that date.

Basis for Opinion

We conducted our audit of the Consolidated Financial

Statements in accordance with the Standards on Auditing ("SAs") specified under section 143(10) of the Act. Our responsibilities under those Standards are further described in the Auditor's Responsibilities for the Audit of the Consolidated Financial Statements section of our report.

We are independent of the Group in accordance with the Code of Ethics issued by the Institute of Chartered Accountants of India ("ICAI") together with the ethical requirements that are relevant to our audit of the Consolidated Financial Statements under the provisions of the Act and the Rules thereunder, and we have fulfilled our other ethical responsibilities in accordance with these requirements and the ICAI's Code of Ethics. We believe that the audit evidence obtained by us is sufficient and appropriate to provide a basis for our opinion on the Consolidated Financial Statements.

Key Audit Matters

Key audit matters are those matters that, in our professional judgement, were of most significance in our audit of the Consolidated Financial Statements for the financial year ended 31st March, 2024. These matters were addressed in the context of our audit of the Consolidated Financial Statements as a whole, and in forming our opinion thereon, and we do not provide a separate opinion on these matters. For each matter below, our description of how our audit addressed the matter is provided in that context.

We have determined the matters described below to be the key audit matters to be communicated in our report. We have fulfilled the responsibilities described in the Auditors' responsibilities for the audit of the Consolidated Financial Statements section of our report, including in relation to these matters. Accordingly, our audit included the performance of procedures designed to respond to our assessment of the risks of material misstatement of the Consolidated Financial Statements. The results of our audit procedures, including the procedures performed to address the matters below, provide the basis for our audit opinion on the accompanying Consolidated Financial Statements.

The key audit matters Key audit matter description	How our audit addressed the key audit matter Principal Audit Procedures
<p>Capital Work In Progress (CWIP) Rs. 21855 lakhs (Refer Note 5 to the standalone financial statements)</p> <p>The Company has two projects under progress for expansion of business. During the year, there was addition of Rs. 38439 Lakhs to CWIP and projects of Rs. 38882 Lakhs were capitalised.</p> <p>Since the CWIP is of a substantial amount and material in nature, we have considered the audit of the above area to be a key audit matter for reporting purpose</p>	<p>Principal Audit Procedures performed</p> <p>Out Audit procedures included the following:</p> <ul style="list-style-type: none"> i. Review of the Board minutes relating to the Project and its approval if any, required during the year. ii. Reviewing the terms of the work carried out at the site in accordance with the contracts/purchase orders. iii. Site visit by the audit team to physically verify the progress of the development of the project undertaken.

INDEPENDENT AUDITOR'S REPORT (CONTD.)

The key audit matters	How our audit addressed the key audit matter
	<ul style="list-style-type: none"> iv. Reviewing the procedures carried out by the project team for capital work in progress, based on the bills submitted by the contractors/vendors. v. We tested the effectiveness of checks relating to the issue of various contracts/purchase orders, identification of distinct performance obligations by the company as well as the contractors/vendors. vi. We selected a sample of contracts and vendor's invoices, compared the same with the bills submitted by the contractors/vendors, its certification by the project team and the subsequent payment by the accounts department in accordance with the terms and conditions of the contracts/purchase orders and approval by the proper authorities, authorised for the payment of the bills. vii. Tracing the payments made by the accounts, based on the certification of the bills by the project team, with the bank statement. viii. Determination as to whether the percentage of completion of the contract costs accounted for are corresponding to the liabilities and/or payments made by the company including reconciliations, if any. ix. Discussing the issues and observations of Capital Work in Progress with the management/accounts and finance team for clarification as and when required.

Other Matter

The Consolidated Financial Statements includes financial statements of subsidiary Company which reflects total assets of Rs. 11177 Lakhs as at 31st March, 2024 and total revenues of Rs. 76 Lakhs, for year then ended, which have been audited by one of the joint auditors. Our opinion on the Consolidated Financial Statements, and our report on Other Legal and Regulatory Requirements below, is not modified in respect of the above matters with respect to our reliance on the work done and the reports of the one of the joint auditors.

Information other than the financial statements and Auditor's report thereon

The Holding Company's Management and Board of Directors are responsible for the other information. The other information comprises the information included in the Company's annual report, but does not include the Consolidated Financial Statements, Standalone Financial Statements and our auditor's report thereon. Our opinion on the Consolidated Financial Statements does not cover the other information and we do not express any form of assurance conclusion thereon.

In connection with our audit of the Consolidated Financial Statements, our responsibility is to read the other information, compare with the financial statements of the subsidiary audited by one of the Joint auditor, to the extent it relates to these entities and, in doing so, place reliance on the work of the other auditors and consider whether the other information is materially inconsistent with the Consolidated Financial Statements or our knowledge obtained during the course of our audit or otherwise appears to be materially misstated. Other information so far as it relates to the subsidiary is traced from their financial statements audited by the other auditor. If, based on the work we have performed, we conclude that there is a material misstatement of this other information, we are required to report that fact. We have nothing to report in this regard.

Responsibility of Management and those charged with Governance for the Consolidated Financial Statements

The Holding Company's Board of Directors is responsible for the matters stated in section 134(5) of the Act with respect to the preparation of these Consolidated Financial Statements that give a true and fair view of the Consolidated

INDEPENDENT AUDITOR'S REPORT (CONTD.)

financial position, Consolidated financial performance including Other Comprehensive Income, Consolidated Statement of Changes in Equity and Consolidated Statement of Cash Flows of the Group in accordance with the accounting principles generally accepted in India, including Indian Accounting Standards (Ind AS) specified under section 133 of the Act. The respective Board of the directors of the Companies included in the Group are responsible for maintenance of adequate accounting records in accordance with the provisions of the Act for safeguarding of the assets of each Company and for preventing and detecting frauds and other irregularities; selection and application of appropriate accounting policies; making judgments and estimates that are reasonable and prudent; and design, implementation and maintenance of adequate internal financial controls, that were operating effectively for ensuring the accuracy and completeness of the accounting records, relevant to the preparation and presentation of the Consolidated Financial Statements that give a true and fair view and are free from material misstatement, whether due to fraud or error.

In preparing the Consolidated Financial Statements, the respective Board of Directors of the Company included in the Group are responsible for assessing the ability of each of the Company, to continue as a going concern, disclosing, as applicable, matters related to going concern and using the going concern basis of accounting unless management either intends to liquidate the Company or to cease operations, or has no realistic alternative but to do so. The respective Board of Directors of the Company included in the Group are also responsible for overseeing the Company's financial reporting process.

Auditor's Responsibilities for the Audit of the Consolidated Financial Statements

Our objectives are to obtain reasonable assurance about whether the Consolidated Financial Statements as a whole are free from material misstatement, whether due to fraud or error, and to issue an auditor's report that includes our opinion. Reasonable assurance is a high level of assurance, but is not a guarantee that an audit conducted in accordance with SAs will always detect a material misstatement when it exists. Misstatements can arise from fraud or error and are considered material if, individually or in the aggregate, they could reasonably be expected to influence the economic decisions of users taken on the basis of these Consolidated financial statements.

As part of an audit in accordance with Standards on Auditing (SAs), we exercise professional judgment and maintain professional scepticism throughout the audit. We also:

- Identify and assess the risks of material misstatement of the Consolidated Financial Statements, whether due to fraud or error, design and perform audit procedures responsive to those risks, and obtain audit evidence that is sufficient and appropriate to provide a basis for our opinion. The risk of not detecting a material misstatement resulting from fraud is higher than for one resulting from error, as fraud may involve collusion, forgery, intentional omissions, misrepresentations, or the override of internal control.
- Obtain an understanding of internal financial control relevant to the audit in order to design audit procedures that are appropriate in the circumstances. Under section 143(3)(i) of the Companies Act, 2013, we are also responsible for expressing our opinion on whether the company has adequate internal financial controls system in place and the operating effectiveness of such controls.
- Evaluate the appropriateness of accounting policies used and the reasonableness of accounting estimates and related disclosures made by management.
- Conclude on the appropriateness of management's use of the going concern basis of accounting and, based on the audit evidence obtained, whether a material uncertainty exists related to events or conditions that may cast significant doubt on these assumptions. If we conclude that a material uncertainty exists, we are required to draw attention in our auditor's report to the related disclosures in the Consolidated Financial Statements or, if such disclosures are inadequate, to modify our opinion. Our conclusions are based on the audit evidence obtained up to the date of our auditor's report. However, future events or conditions may cause the Company to cease to continue as a going concern.
- Evaluate the overall presentation, structure and content of the Consolidated Financial Statements, including the disclosures, and whether the Consolidated Financial Statements represent the underlying transactions and events in a manner that achieves fair presentation.
- Obtain sufficient appropriate audit evidence regarding the financial information of the entity business activities within the Group of which we are the independent auditors, to express an opinion on the Consolidated Financial Statements. We are responsible for the direction, supervision and performance of the audit of the financial statements of such entities included in the Consolidated Financial Statements of which we are the independent auditors. For the other entities included in the Consolidated Financial Statements, which have

INDEPENDENT AUDITOR'S REPORT (CONTD.)

been audited by joint auditor, such other auditors remain responsible for the direction, supervision and performance of the audits carried out by them. We remain solely responsible for our audit opinion

Materiality is the magnitude of misstatements in the Consolidate Financial Statements that, individually or in aggregate, makes it probable that the economic decisions of a reasonably knowledgeable user of Consolidated Financial Statements may be influenced. We consider quantitative materiality and qualitative factors in (i) planning the scope of our audit work and in evaluating the results of our work; and (ii) to evaluate the effect of any identified misstatements in the Consolidated Financial Statements.

We communicate with those charged with governance regarding, among other matters, the planned scope and timing of the audit and significant audit findings, including any significant deficiencies in internal control that we identify during our audit.

We also provide those charged with governance with a statement that we have complied with relevant ethical requirements regarding independence, and to communicate with them all relationships and other matters that may reasonably be thought to bear on our independence, and where applicable, related safeguards.

From the matters communicated with those charged with governance, we determine those matters that were of most significance in the audit of the Consolidated Financial Statements of the current period and are therefore the key audit matters. We describe these matters in our auditors' report unless law or regulation precludes public disclosure about the matter or when, in extremely rare circumstances, we determine that a matter should not be communicated in our report because the adverse consequences of doing so would reasonably be expected to outweigh the public interest benefits of such communication.

Report on Other Legal and Regulatory Requirements

1. As required by Section 143(3) of the Act, based on our audit and on the consideration of report of the auditor on separate financial statements of the subsidiary company and the other financial information of subsidiary as noted in the 'other matter' paragraph we report, to the extent applicable that:

(a) We have sought and obtained all the information and explanations which to the best of our knowledge and belief were necessary for the purposes of our audit relating to preparation of the Consolidated Financial Statements.

- (b) In our opinion, proper books of account as required by law have been kept by the Company so far as it appears from our examination of those books and the report of the Joint auditor.
- (c) The Consolidated Balance Sheet, the Consolidated Statement of Profit and Loss including Other Comprehensive Income, the Consolidated Statement of Changes in Equity and the Consolidated Statement of Cash Flows dealt with by this Report are in agreement with the books of account maintained for the purpose of preparation of the Consolidated Financial Statements.
- (d) In our opinion, the aforesaid Consolidated Financial Statements comply with the Indian Accounting Standards (IND AS) specified under Section 133 of the Act.
- (e) On the basis of the written representations received from the directors of the Holding Company as on 31st March, 2024 taken on record by the Board of Directors of the Holding Company and the report of statutory auditors of the Subsidiary Company incorporated in India, none of the directors is disqualified as on 31st March, 2024 from being appointed as a director in terms of Section 164(2) of the Act.
- (f) With respect to the adequacy of the internal financial controls over financial reporting of the Group with reference to these Consolidated Financial Statements and the operating effectiveness of such controls, refer to our separate Report in "**Annexure A**" to this report.
- (g) In our opinion, and to the best of our information and according to the explanation given to us, and based on the Joint auditor's report of the Subsidiary Company, the managerial remuneration for the year ended 31st March, 2024 has been paid/provided by the Holding Company and its Subsidiary to their respective directors is in accordance with the provisions of Section 197 read with schedule V of the Act.
- (h) With respect to the other matters to be included in the Auditor's Report in accordance with Rule 11 of the Companies (Audit and Auditors) Rules, 2014 as amended, in our opinion and to the best of our information and according to the explanations given to us and based on the consideration of report of the auditor on separate financial statements and the other financial information of subsidiary as noted in the 'other matter' paragraph:

INDEPENDENT AUDITOR'S REPORT (CONTD.)

- (i) The Consolidated Financial Statements disclose the impact of pending litigations on its Consolidated Financial Position of the Group - Refer Note No. 52 to the Consolidated Financial Statements.
- (ii) Provision has been made in the Consolidated Financial Statements, as required under the applicable law or accounting standards, for material foreseeable losses, if any on long term contracts including derivative contracts.
- (iii) There has been no delay in transferring amounts, required to be transferred, to the Investor Education and Protection Fund by the Holding Company and its Subsidiary during the year ended 31st March, 2024.
- (iv) (a) The respective management of the Holding Company and its Subsidiary Company incorporated in India whose financial statements have been audited under the Act has represented to us and the Joint Auditor of such subsidiary respectively that, to the best of their knowledge and belief, other than as disclosed in the notes to the accounts, no funds (which are material either individually or in the aggregate) have been advanced or loaned or invested (either from borrowed funds or share premium or any other sources or kind of funds) by the Holding Company or its Subsidiary Company to or in any other persons or entities, including foreign entities ("Intermediaries"), with the understanding, whether recorded in writing or otherwise, that the Intermediary shall, whether, directly or indirectly, lend or invest in other persons or entities identified in any manner whatsoever by or on behalf of the Holding Company or its Subsidiary Company ("Ultimate Beneficiaries") or provide any guarantee, security or the like on behalf of the Ultimate Beneficiaries;
- (b) The respective management of the Holding Company and its Subsidiary Company, incorporated in India whose financial statements have been audited under the Act has represented to us that, and one the Joint Auditor of such Subsidiary Company respectively that to the best of their knowledge and belief, as disclosed in the notes of accounts, no funds (which are material either individually or in the aggregate) have been received by the Holding Company and its Subsidiary Company from any person(s) or entity(ies), including foreign entities ("Funding Parties"), with the understanding, whether recorded in writing or otherwise, that the Holding Company or its Subsidiary Company shall, whether, directly or indirectly, lend or invest in other persons or entities identified in any manner whatsoever by or on behalf of the Funding Party ("Ultimate Beneficiaries") or provide any guarantee, security or the like on behalf of the Ultimate Beneficiaries; and
- (c) Based on such audit procedures performed by us and that performed by the auditor of the Subsidiary Company as considered reasonable and appropriate in the circumstances, nothing has come to our notice that has caused us to believe that the representation given by the management under paragraph (1)(h)(iv) (a) and (b) above contain any material misstatement.
- (v) The Dividend declared and paid by the Holding Company during the year is in accordance with the Section 123 of the Act, as applicable.
- (vi) Based on our examination which included test checks, and based on the other auditor's reports of its subsidiary, which is a Company incorporated in India, whose financial statements has been audited under the Act, the Holding Company and its subsidiary which are companies incorporated in India, have used accounting software for maintaining their respective books of account for the year ended March 31, 2024 which has a feature of recording audit trail (edit log) facility and the same has operated throughout the year for all relevant transactions recorded in the respective software. Further, during the course of our audit, we and one of the Joint auditors whose reports have been furnished to us by the management of the

**INDEPENDENT AUDITOR'S REPORT (CONTD.)**

Holding Company, have not come across any instance of audit trail feature being tampered with in respect of the accounting software during the period for which the audit trail feature was operating.

2. With respect to the matters specified in paragraphs 3(xxi) of the Companies (Auditor's Report) Order, 2020 (the "Order"/ "CARO") issued by the Central Government in terms of Section 143(11) of the Act, to be included in the Auditor's report and according to the information and explanations given to us, and based on the CARO report issued by the auditor of the Subsidiary Company, included in the Consolidated Financial Statements to

which reporting under CARO is applicable, we report that there are no qualifications or adverse remarks given in the CARO report of the Subsidiary Company.

For R KABRA & CO LLP*Chartered Accountants*(Firm Registration No:
104502W/W100721)**Deepa Rathi***Partner*

Membership No:104808

UDIN: 24104808BKCKPS4974

Place: Bhilwara

Dated: 10th May, 2024

For O. P. Dad & Co.*Chartered Accountants*(Firm Registration No:
002330C)**Abhishek Dad***Partner*

Membership No: 409237

UDIN: 24409237BKEYZV4485

Place: Bhilwara

Dated: 10th May, 2024

Annexure "A" TO THE INDEPENDENT AUDITOR'S REPORT ON THE CONSOLIDATED FINANCIAL STATEMENTS OF SANGAM (INDIA) LIMITED

(Referred to in paragraph 1 (f) under 'Report on Other Legal and Regulatory Requirements' of our report of even date)

Report on the Internal Financial Controls with reference to Consolidated Financial Statement under Clause (i) of Sub-section 3 of Section 143 of the Companies Act, 2013 ("the Act")

We have audited the internal financial controls with reference to Consolidated Financial Statement of Sangam (India) Limited (herein after called as "Holding Company") and its subsidiary company as of 31st March, 2023 in conjunction with our audit of the consolidated financial statements of the Company for the year ended on that date.

In our opinion, the Holding Company and its Subsidiary has, in all material respects, adequate internal financial controls with reference to consolidated financial statements and such internal financial controls were operating effectively as at 31st March 2023, based on the internal financial controls with reference to Consolidated financial statements criteria established by the Company considering the essential components of internal control stated in the Guidance Note on Audit of Internal Financial Controls Over Financial Reporting issued by the Institute of Chartered Accountants of India (the "Guidance Note").

Management's Responsibility for Internal Financial Controls

The Respective Board of Directors of the Holding Company and its Subsidiary Company are responsible for establishing and maintaining internal financial controls with reference to the Financial Statements based on the internal control over financial reporting criteria established by the Respective Companies considering the essential components of internal control stated in the Guidance Note on Audit of Internal Financial Controls Over Financial Reporting (the "Guidance Note") issued by the Institute of Chartered Accountants of India ("ICAI"). These responsibilities include the design, implementation and maintenance of adequate internal financial controls that were operating effectively for ensuring the orderly and efficient conduct of its business, including adherence to respective companies' policies, the safeguarding of its assets, the prevention and detection of frauds and errors, the accuracy and completeness of the accounting records, and the timely preparation of reliable financial information, as required under the Act.

Auditor's Responsibility

Our responsibility is to express an opinion on the internal financial controls over financial reporting of the Holding Company and subsidiary company, with reference to consolidated Financial Statements based on our audit. We conducted our audit in accordance with the Guidance Note

and the Standards on Auditing prescribed under Section 143(10) of the Act, to the extent applicable to an audit of internal financial controls. Those Standards and the Guidance Note require that we comply with ethical requirements and plan and perform the audit to obtain reasonable assurance about whether adequate internal financial controls over financial reporting with reference to consolidated Financial Statements was established and maintained and if such controls operated effectively in all material respects.

Our audit involves performing procedures to obtain audit evidence about the adequacy of the internal financial controls system over financial reporting with reference to consolidated Financial Statements and their operating effectiveness. Our audit of internal financial controls with reference to consolidated Financial Statements included obtaining an understanding of internal financial controls with reference to consolidated Financial Statements, assessing the risk that a material weakness exists, and testing and evaluating the design and operating effectiveness of internal control based on the assessed risk. The procedures selected depend on the auditor's judgement, including the assessment of the risks of material misstatement of the consolidated financial statements, whether due to fraud or error.

We believe that the audit evidence we have obtained and the audit evidence obtained by one of the joint auditors in terms of their report referred to in the Other Matters paragraph below are sufficient and appropriate to provide a basis for our audit opinion on the Holding Company's and the Subsidiary Company's internal financial controls system with reference to consolidated Financial Statements.

Meaning of Internal Financial Controls Over Financial Reporting

A company's internal financial control with reference to consolidated Financial Statements is a process designed to provide reasonable assurance regarding the reliability of financial reporting and the preparation of financial statements for external purposes in accordance with generally accepted accounting principles. A company's internal financial control with reference to consolidated Financial Statements includes those policies and procedures that (1) pertain to the maintenance of records that, in reasonable detail, accurately and fairly reflect the transactions and dispositions of the assets of the Company; (2) provide reasonable assurance that transactions are recorded as necessary to permit preparation of financial statements in accordance with generally accepted accounting principles, and that receipts and expenditures of the Company are being made only in accordance with authorizations of management and directors of the Company; and (3) provide



ANNEXURE "A" TO THE INDEPENDENT AUDITOR'S REPORT ON THE STANDALONE FINANCIAL STATEMENTS OF SANGAM (INDIA) LIMITED (CONTD.)

reasonable assurance regarding prevention or timely detection of unauthorized acquisition, use or disposition of the Company's assets that could have a material effect on the financial statements.

Inherent Limitations of Internal Financial Controls with reference to Consolidated Financial Statements.

Because of the inherent limitations of internal financial controls with reference to consolidated Financial Statements, including the possibility of collusion or improper management override of controls, material misstatements due to error or fraud may occur and not be detected. Also, projections of any evaluation of the internal financial controls with reference to consolidated Financial Statements to future periods are subject to the risk that the internal financial control with reference to consolidated Financial Statements may become inadequate because of changes in conditions, or that the degree of compliance with the policies or procedures may deteriorate.

Other Matters

Our report under Section 143(3)(i) of the Act on adequacy and operating effectiveness of the internal controls of Holding Company, in so far as it relates to separate financial statements of Subsidiary Company, which is Company incorporated in India, is based on the corresponding report of the auditor of such Subsidiary Company.

For R KABRA & CO LLP

Chartered Accountants
(Firm Registration No:
104502W/W100721)

Deepa Rathi

Partner
Membership No:104808
UDIN: 24104808BKCKPS4974
PCAMP: Bhilwara
Dated: 10th May, 2024

For O. P. Dad & Co.

Chartered Accountants
Firm Registration No:
002330C

Abhishek Dad

Partner
Membership No: 409237
UDIN: 24409237BKEYZV4485
Place: Bhilwara
Dated: 10th May, 2024

**CONSOLIDATED BALANCE SHEET**AS AT 31ST MARCH, 2024

(₹ in Lakhs)

Particulars	Notes	As at 31 st March, 2024	As at 31 st March, 2023
ASSETS			
Non-Current Assets			
Property, Plant & Equipment	3	1,00,401	71,963
Right of Use Assets	4	81	240
Capital Work-in-Progress	5	21,855	22,298
Intangible Assets	6	230	324
Intangible Assets under Development	7	288	9
Financial Assets			
(i) Investments	8	75	75
(ii) Other Financial Assets	9	2,749	3,099
Other Non Current Assets	10	11,531	11,394
TOTAL NON-CURRENT ASSETS		1,37,210	1,09,402
Current Assets			
Inventories	11	66,942	51,336
Financial Assets			
(i) Investments	12	1,027	686
(ii) Trade Receivables	13	44,840	35,282
(iii) Cash and Cash equivalents	14	17	20
(iv) Bank balances other than (iii) above	15	2,810	2,777
(v) Other Current Financial Assets	16	6,805	5,608
Current Tax Assets (Net)	17	867	701
Other Current Assets	18	12,375	10,244
TOTAL CURRENT ASSETS		1,35,683	1,06,654
TOTAL ASSETS		2,72,893	2,16,056
EQUITY AND LIABILITIES			
Equity			
Equity Share Capital	19	5,025	4,505
Other Equity	20	93,407	81,468
Share Warrants	21	-	2,340
TOTAL EQUITY		98,432	88,313
Liabilities			
Non-Current Liabilities			
Financial Liabilities			
(i) Borrowings	22	61,872	33,953
(ia) Lease Liabilities	23	34	95
(ii) Other Financial Liabilities	24	-	1,011
Deferred Tax Liabilities (Net)	25	3,647	3,470
Provisions	26	1,908	-
TOTAL NON-CURRENT LIABILITIES		67,461	38,529
Current Liabilities			
Financial Liabilities			
(i) Borrowings	27	44,630	48,420
(ia) Lease Liabilities	28	60	165
(ii) Trade Payables (Includes Acceptances)			
a) Total outstanding dues of Micro enterprises and Small enterprises	29	2,030	1,182
b) Total outstanding dues of Creditors other than Micro enterprises and Small enterprises	29	40,628	21,505
(iii) Other Financial Liabilities	30	14,472	13,725
Other Current Liabilities	31	3,723	1,886
Provisions	32	1,457	2,331
TOTAL CURRENT LIABILITIES		1,07,000	89,214
TOTAL EQUITY AND LIABILITIES		2,72,893	2,16,056
Material accounting policies and notes on financial statements	1 to 63		

As per our Report of even date

For R Kabra & Co LLP
Chartered Accountants
(Firm Registration No 104502W/
W100721)

(Deepa Rathi)
Partner
Membership No.104808
UDIN: 24104808BKCKPS4974

Place: Bhilwara
Date: 10th May, 2024

For O. P. Dad & Co.
Chartered Accountants
(Firm Registration No 002330C)

(Abhishek Dad)
Partner
Membership No. 409237
UDIN: 24409237BKEYZV4485

Place: Bhilwara
Date: 10th May, 2024

For and on the Behalf of the Board

(R. P. Soni)
Chairman
(DIN 00401439)

(Dr. S. N. Modani)
Vice Chairman
(DIN 00401498)

(Anurag Soni)
Managing Director
(DIN 03407094)

(V. K. Sodani)
Executive Director
(DIN 00403740)

(S. R. Dakhera)
Chief Financial Officer

CONSOLIDATED STATEMENT OF PROFIT AND LOSS

FOR THE YEAR ENDED 31ST MARCH, 2024

(₹ in Lakhs)

Particulars	Notes	2023-24	2022-23
INCOME			
Revenue from Operations	33	2,62,806	2,71,230
Other Income	34	1,279	1,714
Total Income		2,64,085	2,72,944
EXPENSES			
Cost of Materials Consumed	35	1,54,025	1,57,738
Purchases of Traded Goods	36	3,865	5,074
Changes in Inventories of Finished Goods, Work-in-Progress and Stock-in-Trade	37	(2,312)	(9,477)
Employee Benefits Expenses	38	25,778	23,123
Finance Costs	39	7,143	5,391
Depreciation and Amortisation Expense	40	9,681	7,939
Power & Fuel	41	29,935	30,232
Other Expenses	42	29,967	34,383
Total Expenses		2,58,082	2,54,403
Profit Before Exceptional Items and Tax		6,003	18,541
Exceptional Items	43	664	2,575
Profit Before Tax		5,339	15,966
Tax Expenses			
Current Tax		1,097	3,920
Deferred Tax		188	(346)
Tax Expense for Earlier Years		(28)	(662)
Total Tax Expenses		1,257	2,912
Profit After Tax		4,082	13,054
Other comprehensive income	44		
Items that will not be reclassified to profit or loss			
Remeasurement of defined benefit plans		(24)	107
Tax relating to remeasurement of defined benefit plans		6	(27)
		(18)	80
Items that will be reclassified to profit or loss			
Fair value changes on derivatives designated as cash flow hedges		(23)	11
Tax on items that will be reclassified subsequently to Profit & Loss		6	(3)
		(17)	8
Total Other Comprehensive Income for the year		(35)	88
Total Comprehensive Income for the year		4047	13142
Earnings per equity share of face value of ₹ 10 each	45		
Basic EPS before exceptional items		9.55	35.21
Basic EPS after exceptional items		8.21	29.41
Diluted EPS Before exceptional items		9.55	32.64
Diluted EPS after exceptional items		8.21	27.26
Material accounting policies and notes on financial statements	1 to 63		

As per our Report of even date

For R Kabra & Co LLP
Chartered Accountants
(Firm Registration No 104502W/
W100721)

(Deepa Rathi)
Partner
Membership No.104808
UDIN: 24104808BKCKPS4974

Place: Bhilwara
Date: 10th May, 2024

For O. P. Dad & Co.
Chartered Accountants
(Firm Registration No 002330C)

(Abhishek Dad)
Partner
Membership No. 409237
UDIN: 24409237BKEYZV4485

Place : Bhilwara
Date: 10th May, 2024

For and on the Behalf of the Board

(R. P. Soni)
Chairman
(DIN 00401439)

(Dr. S. N. Modani)
Vice Chairman
(DIN 00401498)

(Anurag Soni)
Managing Director
(DIN 03407094)

(V. K. Sodani)
Executive Director
(DIN 00403740)

(S. R. Dakhera)
Chief Financial Officer

**CONSOLIDATED CASH FLOW STATEMENT**FOR THE YEAR ENDED 31ST MARCH, 2024

(₹ in Lakhs)

Particulars	As at 31 st March, 2024	As at 31 st March, 2023
A CASH FLOW FROM OPERATING ACTIVITIES		
Net Profit Before Tax	5,339	15,966
Adjustments for :-		
Depreciation and Amortisation Expense	9,681	7,940
Finance Costs	7,143	5,391
Bad Debts / Allowance for Doubtful Debts	318	274
Advances Written Off	383	454
Interest Income	(507)	(578)
Foreign Exchange Fluctuation Gain/ (Loss) (Net)	162	623
Non cash consideration in respect of sweat equity shares	-	1,138
Gain from treasury operations	(297)	
Employee Retirement Benefits	(24)	107
Profit on Sale of Property, Plant & Equipments (Net)	(39)	(722)
Operating Profit before working capital changes	22,159	30,593
Movements in Working Capital :-		
(Increase) / Decrease in Inventories	(15,548)	1,462
(Increase) / Decrease in Trade Receivables	(10,038)	1,605
(Increase) / Decrease in Other Financial Assets	(1,095)	3,049
(Increase) / Decrease in Other Assets	(1,476)	(6,992)
Increase / (Decrease) in Trade Payables	19,972	(6,227)
Increase / (Decrease) in Other Financial Liabilities	420	2,424
Increase / (Decrease) in Provisions	1,011	443
Increase / (Decrease) in Other Liabilities	1,836	(437)
Cash Generated from Operations	17,241	25,920
Taxes Paid / (Refund) (Net)	1,235	4,342
NET CASH INFLOW / (OUT FLOW) FROM OPERATING ACTIVITIES	16,006	21,578
B CASH FLOW FROM INVESTING ACTIVITIES		
PURCHASE OF PROPERTY, PLANT & EQUIPMENTS (INCLUDING CWIP, CAPITAL ADVANCES ETC.)	(40,828)	(38,907)
Sale of Property, Plant & Equipments	1,522	1,823
Interest Income	393	630
Investment made	(1,020)	-
SALE OF INVESTMENT	976	1,099
Net Cash Inflow / (Outflow) from Investing Activities	(38,957)	(35,355)
C CASH FLOW FROM FINANCING ACTIVITIES		
PROCEEDS FROM ISSUE OF EQUITY SHARE CAPITAL (INCLUDING SHARE PREMIUM)	7,020	2,912
less- Non Cash consideration in respect of sweat equity share	-	(3,793)
Proceeds from issue of Share Warrant	-	(225)
Proceeds from Long Term Borrowings	33,856	23,999
Repayment of Long Term Borrowings	(5,439)	(8,101)
Increase / (Decrease) in Short- Term Borrowings	(4,289)	5,806
Finance Costs	(7,157)	(5,361)
Dividend Paid	(1,010)	(893)
Net Cash Inflow / (Out Flow) from Financing Activities	22,981	14,344
Net Increase/(Decrease) in Cash & Cash equivalents	30	567
Cash and Cash Equivalents at the Beginning	2,797	2,230
Cash and Cash Equivalents at the End	2,827	2,797

CONSOLIDATED CASH FLOW STATEMENT FOR THE YEAR ENDED 31ST MARCH, 2024 (CONTD.)

Change in Liability arising from financing activities

(₹ in Lakhs)

Particulars	As at 31 st March, 2023	Cash Flow	Adjustment on account of regrouping	As at 31 st March, 2024
Borrowings - Non Current (Refer Note No. 23)	33,953	28,417	(498)	61,872
Borrowings - Current (Refer Note No. 27)	48,420	(4,289)	498	44,630
Total	82,373	24,128	-	1,06,502

Particulars	As at 31 st March, 2022	Cash Flow	Adjustment on account of regrouping	As at 31 st March, 2023
Borrowings - Non Current (Refer Note No. 23)	18,055	15,898	-	33,953
Borrowings - Current (Refer Note No. 27)	42,614	5,806	-	48,420
Total	60,669	21,704	-	82,373

As per our Report of even date

For R Kabra & Co LLP
Chartered Accountants
(Firm Registration No 104502W/
W100721)

(Deepa Rathi)
Partner
Membership No.104808
UDIN: 24104808BKCKPS4974

Place: Bhilwara
Date: 10th May, 2024

For O. P. Dad & Co.
Chartered Accountants
(Firm Registration No 002330C)

(Abhishek Dad)
Partner
Membership No. 409237
UDIN: 24409237BKEYZV4485

Place : Bhilwara
Date: 10th May, 2024

For and on the Behalf of the Board

(R. P. Soni)
Chairman
(DIN 00401439)

(Dr. S. N. Modani)
Vice Chairman
(DIN 00401498)

(Anurag Soni)
Managing Director
(DIN 03407094)

(V. K. Sodani)
Executive Director
(DIN 00403740)

(S. R. Dakhera)
Chief Financial Officer

**CONSOLIDATED STATEMENT OF CHANGES IN EQUITY**FOR THE YEAR ENDED 31ST MARCH, 2024**(a) Equity share capital**

(₹ in Lakhs)

	As at 31 st March, 2024		As at 31 st March, 2023	
	No. of Shares	Amount	No. of Shares	Amount
Balance at the beginning of the year	4,50,46,559	4,505	4,34,21,559	4,342
Changes in Equity Share Capital due to prior period errors				
Restated balance at the beginning of the current reporting period	4,50,46,559	4,505	4,34,21,559	4,342
Changes in equity share capital during the year	52,00,000	520	16,25,000	163
Balance at the year end (Refer Note no.20)	5,02,46,559	5,025	4,50,46,559	4,505

(b) Other equity

(₹ in Lakhs)

Particulars	Reserves and Surplus					Other Comprehensive Income	Total
	Capital Reserve	Securities Premium	General Reserve	Preference Share Capital Redemption Reserve	Retained Earnings	Effective Portion of Cash Flow Hedges	
Balance at 1st April, 2022	297	7,468	22,818	1,178	32,920	5	64,686
Profit for the year	-	-	-	-	13,054	-	13,054
Other comprehensive income/ (loss) for the year	-	-	-	-	80	8	88
Total comprehensive income for the year	-	-	-	-	13,134	8	13,143
Dividend paid	-	-	-	-	(891)	-	(891)
Security premium on Issue of Equity Shares	-	4,531	-	-	-	-	4,531
Balance at 31st March, 2023	297	11,999	22,818	1,178	45,163	13	81,468
Balance at the beginning of the reporting year	297	11,999	22,818	1,178	45,163	13	81,468
Profit for the year	-	-	-	-	4,139	-	4,139
Other comprehensive income/ (loss) for the year	-	-	-	-	(18)	(17)	(35)
Total comprehensive income for the year	-	-	-	-	4,121	(17)	4,104
Security premium on Issue of Equity Shares	-	8,840	-	-	-	-	8,840
Dividend paid	-	-	-	-	(1,005)	-	(1,005)
Balance at 31st March, 2024	297	20,839	22,818	1,178	48,279	(4)	93,407

The accompanying notes are an integral part of these financial statements

As per our Report of even date

For R Kabra & Co LLP
Chartered Accountants
(Firm Registration No 104502W/
W100721)

(Deepa Rathi)
Partner
Membership No.104808
UDIN: 24104808BKCKPS4974

Place: Bhilwara
Date: 10th May, 2024

For O. P. Dad & Co.
Chartered Accountants
(Firm Registration No 002330C)

(Abhishek Dad)
Partner
Membership No. 409237
UDIN: 24409237BKEYZV4485

Place: Bhilwara
Date: 10th May, 2024

For and on the Behalf of the Board

(R. P. Soni)
Chairman
(DIN 00401439)

(Dr. S. N. Modani)
Vice Chairman
(DIN 00401498)

(Anurag Soni)
Managing Director
(DIN 03407094)

(V. K. Sodani)
Executive Director
(DIN 00403740)

(S. R. Dakhera)
Chief Financial Officer

NOTES TO CONSOLIDATED FINANCIAL STATEMENTS

FOR THE YEAR ENDED 31ST MARCH, 2024

1. GENERAL INFORMATION:

Sangam (India) Limited ("the Holding Company"), is a public limited company domiciled in India and was incorporated on 29.12.1984 under the provisions of the Companies Act, 1956 (now replaced by Companies Act 2013) as applicable in India. Its shares are listed on National Stock Exchange of India (NSE) and Bombay Stock Exchange (BSE) of India.

The registered office of the Company is located at Atun, Chittorgarh Road, Bhilwara – 311 001, Rajasthan, India.

The Company is principally engaged in the business of manufacturing and selling of Synthetic Blended, Cotton & Texturised yarn, Fabrics, Denim Fabrics and readymade seamless garments.

The Company has manufacturing facilities at Atun, Biliya Kalan & Sareri in district Bhilwara and Soniyana in district Chittorgarh in Rajasthan and caters both the domestic and export markets.

The Company is having 5MW Wind Power Generation facility at Jaisalmer, Rajasthan.

The holding company has a wholly owned subsidiary company (hereinafter collectively called "the group" or "the company") and accordingly these consolidated financial statements have been prepared by the group consisting of accounts of the parent and its wholly owned subsidiary.

1(A).BASIS OF ACCOUNTING

- (i) The notes including significant policies to the Consolidated Financial Statements are intended to serve as a guide for better understanding of the Group's position. In this respect, the Company has disclosed such notes and policies which represent the required disclosure.
- (ii) The list of subsidiaries included in the Consolidated Financial Statements are as under:

Sl. No.	Name of subsidiary company	Country of incorporation	Proportion of ownership interest and voting power (%)
1.	Sangam Ventures Limited	India	100%

The subsidiary company was incorporated on 03rd December, 2021 and became the wholly owned subsidiary of the parent company from the date of incorporation.

- (iii) Other Equity shown in the Consolidated Balance Sheet and profit in the Consolidated Statement of Profit & Loss,

Other Comprehensive income, Total Comprehensive income is after setting off the Group's share in the loss of the wholly owned subsidiary.

1(B) PRINCIPLES OF CONSOLIDATION

- (i) The consolidated financial statements incorporate the financial statements of the Parent Company and its wholly owned subsidiary. For this purpose, an entity which is, directly or indirectly, controlled by the Parent Company is treated as a subsidiary. The Parent Company together with its subsidiary constitutes the Group. Control exists when the Parent Company, directly or indirectly, has power over the investee, is exposed to variable returns from its involvement with the investee and has the ability to use its power to affect its returns.
- (ii) Consolidation of a subsidiary begins when the Parent Company, directly or indirectly, obtains control over the subsidiary and ceases when the Parent Company, directly or indirectly, loses control of the subsidiary. Income and expenses of a subsidiary acquired or disposed off during the year are included in the consolidated Statement of Profit and Loss from the date the Parent Company, directly or indirectly, gains control until the date when the Parent Company, directly or indirectly, ceases to control the subsidiary.
- (iii) The consolidated financial statements of the Group combine financial statements of the Parent Company and its subsidiary line-by-line by adding together the like items of assets, liabilities, income and expenses. All intra-group assets, liabilities, income, expenses and unrealised profits/losses on intra-group transactions are eliminated on consolidation. The accounting policies of subsidiary have been harmonised to ensure the consistency with the policies adopted by the Parent Company. The consolidated financial statements have been presented to the extent possible, in the same manner as Parent Company's standalone financial statements.

Profit or loss and each component of other comprehensive income are attributed to the owners of the Parent Company.

- (iv) The gains/losses in respect of part divestment/dilution of stake in subsidiary companies not resulting in ceding of control are recognised directly in other equity attributable to the owners of the Parent Company.

2. BASIS OF PREPARATION:

A. Statement of compliance

These consolidated financial statements have been

NOTES TO CONSOLIDATED FINANCIAL STATEMENTS FOR THE YEAR ENDED 31ST MARCH, 2024 (CONTD.)

prepared in accordance with the Indian Accounting Standards (hereinafter referred to as the 'Ind AS') as notified by Ministry of Corporate Affairs pursuant to section 133 of the Companies Act, 2013 read with Rule 3 of the Companies (Indian Accounting Standards) Rules, 2015, as amended.

These financial statements were approved for issue in accordance with the resolution of the Board of Directors as per its meeting held on 10th May, 2024.

B. Functional and presentation currency

These financial statements are presented in Indian Rupees (₹), which is the Company's functional currency. All financial information presented in ₹ has been rounded off to the nearest lakhs, except as stated otherwise.

C. Basis of measurement

The financial statements have been prepared under the historical cost convention on accrual basis. The following items are measured on each reporting date as under:

Assets	Useful Life estimated by the management (Based on Technical Evaluation)	Useful Life as per Schedule II of Companies Act, 2013.
Plant and Equipment and		
Electrical Installations:		
(i) For Textiles	9.19 years	10 years
(ii) For Power Generation	18 years	40 years

D. Use of estimates and judgements

In preparing these financial statements, management has made judgements, estimates and assumptions that affect the application of accounting policies and the reported amounts of assets, liabilities, income and expenses. Management believes that the estimates used in the preparation of the financial statements are prudent and reasonable. Actual result may differ from these estimates.

Estimates and underlying assumptions are reviewed on an ongoing basis. Revisions to accounting estimates are recognised prospectively.

Judgments

Information about judgments made in applying accounting policies that have the most significant effects on the amounts recognised in the financial statements have been given below:

- Classification of leases into finance or operating lease
- Leases: whether an arrangement contains a lease.
- Classification of financial assets: assessment of business model within which the assets are held and assessment of whether the contractual terms of the financial asset are solely payments of principal and interest on the principal amount outstanding.

Assumptions and estimation uncertainties

Information about assumptions and estimation uncertainties that have a significant risk of resulting in a material adjustment in the subsequent period financial statements is included below:

- Estimation of current and deferred tax expense and asset/ liability.
- Estimated useful life of property, plant and equipment.
- Estimation of defined benefit obligation.
- Measurement and likelihood of occurrence of provisions and contingencies.
- Impairment of trade receivables.

E. Measurement of fair values

Company's accounting policies and disclosures require the measurement of fair values, for both financial and non- financial assets and liabilities.

The Company has an established control framework with respect to the measurement of fair values. This includes a team that has overall responsibility for overseeing all significant fair value measurements, including Level 3 fair values, and reports directly to the controller.

The team regularly reviews significant unobservable inputs and valuation adjustments. If third party information, such as broker quotes or pricing services, is used to measure fair values, then the team assesses the evidence obtained from the third parties to support the conclusion that these valuations meet the requirements of Ind AS, including the level in the fair value hierarchy in which the valuations should be classified.

Fair values are categorised in a fair value hierarchy based on the inputs used in the valuation techniques as under:

- Level 1: quoted prices (unadjusted) in active markets for identical assets or liabilities.

NOTES TO CONSOLIDATED FINANCIAL STATEMENTS FOR THE YEAR ENDED 31ST MARCH, 2024 (CONTD.)

- Level 2: inputs other than quoted price included in Level 1 that are observable for the assets or liability, either directly (i.e. as prices) or indirectly (i.e. derived from prices).
- Level 3: inputs for the asset or liability that are not based on observable market data (unobservable inputs).

When measuring the fair value of an asset or a liability, the Company uses observable market data as far as possible. If the inputs used to measure the fair value of an asset or a liability fall into different levels of the fair value hierarchy, then the fair value measurement is categorised in its entirety in the same level of the fair value hierarchy as the lowest level input that is significant to the entire measurement.

The Company recognises transfer between levels of the fair value hierarchy at the end of the reporting period during which the change has occurred.

2.1 MATERIAL ACCOUNTING POLICIES:

A. Current and non-current classification

All the assets and liabilities have been classified as current or non-current as per the Company's normal operating cycle and other criteria set out in the Schedule III to the Companies Act, 2013.

Assets:

An asset is classified as current when it satisfies any of the following criteria:

- a) It is expected to be realised in, or is intended for sale or consumption in, the Company's normal operating cycle;
- b) It is held primarily for the purpose of being traded;
- c) It is expected to be realised within twelve months after the reporting date; or
- d) It is cash or cash equivalent unless it is restricted from being exchanged or used to settle a liability for at least twelve months after the reporting date.

Liabilities:

A liability is classified as current when it satisfies any of the following criteria:

- a) It is expected to be settled in the Company's normal operating cycle;
- b) It is held primarily for the purpose of being traded;
- c) It is due to be settled within twelve months after the reporting date; or

- d) The Company does not have an unconditional right to defer settlement of the liability for at least twelve months after the reporting date. Terms of a liability that could, at the option of the counterparty, result in its settlement by the issue of equity instruments do not affect its classification.

All other assets/ liabilities are classified as non-current.

Based on the nature of products and the time between the acquisition of assets for processing and their realisation in Cash or cash equivalents, the Company has ascertained its normal operating cycle as 12 months for the purpose of Current / Non-current classification of assets and liabilities.

Assets held for sale:

Current assets are classified as held for sale if their carrying amount will be recovered principally through a sale transaction rather than through continuing use. This condition is regarded as met only when the asset is available for immediate sale in its present condition subject only to terms that are usual and customary for sales of such asset and its sale is highly probable. Management must be committed to the sale, which should be expected to qualify for recognition as a completed sale within one year from the date of classification.

B. Property, plant and equipment (PPE)

PPE is recognised when it is probable that future economic benefits associated with the item will flow to the company and the cost of the item can be measured reliably. PPE is stated at original cost net of tax/duty credits availed, if any, less accumulated depreciation and cumulative impairment, if any. Property, plant and equipment acquired on hire purchase basis are recognised at their cash values. For qualifying assets, borrowing costs are capitalised in accordance with the company's accounting policy. Any excess of net sale proceeds of items produced over the cost of testing, if any, is deducted from the directly attributable costs considered as part of cost of an item of property, plant and equipment

PPE not ready for the intended use on the date of the Balance Sheet is disclosed as "capital work-in-progress".

Depreciation is recognised using straight line method so as to write off the cost of the assets (other than freehold land and properties under construction) less their residual values over their useful lives specified in Schedule II to the Companies Act, 2013, or in the case of assets where the useful life was determined

**NOTES TO CONSOLIDATED FINANCIAL STATEMENTS
FOR THE YEAR ENDED 31ST MARCH, 2024 (CONTD.)**

by technical evaluation, over the useful life so determined.

Depreciation method is reviewed at each financial year end to reflect the expected pattern of consumption of the future economic benefits embodied in the asset. The estimated useful life and residual values are also reviewed at each financial year end and the effect of any change in the estimates of useful life/residual value is accounted on prospective basis.

Depreciation on additions to/deductions from, owned assets is calculated pro rata to the period of use.

Depreciation charge for impaired assets is adjusted in future periods in such a manner that the revised carrying amount of the asset is allocated over its remaining useful life.

Assets acquired under finance leases are depreciated on a straight line basis over the lease term. Where there is reasonable certainty that the company shall obtain ownership of the assets at the end of the lease term, such assets are depreciated based on the useful life prescribed under Schedule II to the Companies Act, 2013 or based on the useful life adopted by the company for similar assets.

Freehold land is not depreciated.

An item of Property, plant and equipment is derecognised when it is estimated that Company will not receive future economic benefits from its use or upon its disposal. Any gains and losses on disposal of such item of property, plant and equipment are determined by comparing the proceeds from disposal with the carrying amount of property, plant and equipment, and are recognised in the statement of profit and loss.

C. Depreciation and amortisation:

Depreciation method, estimated useful lives and residual values are determined based on technical parameters / assessment, taking into account the nature of the asset, the estimated usage of the asset, the operating conditions of the asset, past history of replacement, anticipated technological changes, manufacturers warranties and maintenance support, etc.

The estimated useful life of Property, Plant & Equipment is aligned to the useful life specified under Schedule II to the Companies Act, 2013 except useful life for computing depreciation in the following case:

Assets	Useful Life estimated by the management (Based on Technical Evaluation)
Plant and Equipment and Electrical Installations:	
(i) For Textiles	9.19 years
(ii) For Power Generation	18 years

The management believes that these estimated useful lives are realistic and reflect fair approximation of the period over which the Property, Plant and Equipment are likely to be used.

Depreciation on additions to property, plant and equipment is provided on a pro-rata basis from the date of acquisition or installation, and in the case of a new project, from the date of commencement of commercial production.

Depreciation on an item of property, plant and equipment sold, discarded, demolished or scrapped, is provided up to the date on which such item of property, plant and equipment is sold, discarded, demolished or scrapped.

Capitalised spares are depreciated over their own estimated useful life or the estimated useful life of the parent asset whichever is lower.

The Company reviews the residual value, useful lives and depreciation method annually and, if expectations differ from previous estimates, the change is accounted for as a change in accounting estimate on a prospective basis.

D. Intangible assets

Intangible assets that are acquired by the company, that have finite useful lives, are stated at acquisition cost, net of accumulated amortisation and accumulated impairment losses, if any.

Subsequent expenditures related to an item of intangible assets are added to its carrying amount when it is probable that future economic benefits deriving from the cost incurred will flow to the enterprise and the cost of the item can be measured reliably.

An intangible asset is derecognised when no future economic benefits are expected from their use or upon their disposal. Any gains and losses on disposal of such intangible assets are determined by comparing the proceeds from disposal with the carrying amount of intangible assets and are recognised in the statement of profit and loss.



NOTES TO CONSOLIDATED FINANCIAL STATEMENTS FOR THE YEAR ENDED 31ST MARCH, 2024 (CONTD.)

Finite life intangible assets are amortised on a straight line basis over the period of their expected useful lives.

Amortisation

A summary of the policies applied to the intangible assets is, as follows:

Intangible assets	Useful life Amortisation method used
Computer software	Finite (5 years)

Changes in the expected useful life or the expected pattern of consumption of future economic benefits embodied in the asset are considered to modify the amortisation period or method, as appropriate, and are treated as changes in accounting estimates. The amortisation expense on intangible assets with finite lives is recognised in the Statement of Profit and Loss unless such expenditure forms part of carrying value of another asset.

E. Research and development expenditure on new products:

- (i) Expenditure on research is expensed under respective heads of account in the period in which it is incurred.
- (ii) Development expenditure on new products is capitalised as intangible asset, if all of the following can be demonstrated:
 - A. The technical feasibility of completing the intangible asset so that it will be available for use or sale;
 - B. The company has intention to complete the intangible asset and use or sell it;
 - C. The company has ability to use or sell the intangible asset;
 - D. The manner in which the probable future economic benefits will be generated including the existence of a market for output of the intangible asset or intangible asset itself or if it is to be used internally, the usefulness of intangible assets;
 - E. The availability of adequate technical, financial and other resources to complete the development and to use or sell the intangible asset; and
 - F. The company has ability to reliably measure the expenditure attributable to the intangible asset during its development.

Development expenditure that does not meet the above criteria is expensed in the period in which it is incurred.

Intangible assets not ready for the intended use on the date of the Balance Sheet are disclosed as "intangible assets under development".

F. Impairment of assets

As at the end of each accounting year, the company reviews the carrying amounts of its PPE, investment property, intangible assets and investments in subsidiary company to determine whether there is any indication that those assets have suffered an impairment loss. If such indication exists, the said assets are tested for impairment so as to determine the impairment loss, if any. The intangible assets with indefinite life are tested for impairment each year.

Impairment loss is recognised when the carrying amount of an asset exceeds its recoverable amount. Recoverable amount is determined:

- (i) In the case of an individual asset, at the higher of the net selling price and the value in use; and
- (ii) In the case of a cash generating unit (a group of assets that generates identified, independent cash flows), at the higher of the cash generating unit's net selling price and the value in use.

The amount of value in use is determined as the present value of estimated future cash flows from the continuing use of an asset and from its disposal at the end of its useful life. For this purpose, the discount rate (pre-tax) is determined based on the weighted average cost of capital of the company suitably adjusted for risks specified to the estimated cash flows of the asset.

For this purpose, a cash generating unit is ascertained as the smallest identifiable group of assets that generates cash inflows that are largely independent of the cash inflows from other assets or groups of assets.

If recoverable amount of an asset (or cash generating unit) is estimated to be less than its carrying amount, such deficit is recognised immediately in the Statement of Profit and Loss as impairment loss and the carrying amount of the asset (or cash generating unit) is reduced to its recoverable amount.

When an impairment loss subsequently reverses, the carrying amount of the asset (or cash generating unit) is increased to the revised estimate of its recoverable amount, but so that the increased carrying amount does not exceed the carrying amount that would have been determined had no impairment loss is recognised for the asset (or cash generating unit) in prior years.

NOTES TO CONSOLIDATED FINANCIAL STATEMENTS FOR THE YEAR ENDED 31ST MARCH, 2024 (CONTD.)

A reversal of an impairment loss is recognised immediately in the Statement of Profit and Loss.

G. Financial Instruments

i. Financial assets

Financial assets are recognised when the Company becomes a party to the contractual provisions of the instrument.

All financial assets are recognised at fair value on initial recognition except trade receivables.

Financial assets are subsequently classified as measured at:

- Amortised cost
- Fair value through profit and loss (FVTPL)
- Fair value through other comprehensive income (FVTOCI)

Financial assets are not reclassified subsequent to their recognition, except if and in the period the Company changes its business model for managing financial assets.

Derecognition

The Company derecognises a financial asset when the contractual rights to the cash flows from the financial asset expire, or it transfers the contractual rights to receive the cash flows from the asset.

Impairment of financial assets

The Company recognises loss allowances for expected credit losses on:

- Financial assets measured at amortised cost;

At each reporting date, the Company assesses whether financial assets carried at amortised cost has impaired and provisions are made for impairment accordingly. A financial asset is 'credit impaired' when one or more events that have a detrimental impact on the estimated future cash flows of the financial asset have occurred.

The Company measures loss allowances at an amount equal to lifetime expected credit losses, except for the following, which are measured as 12 month expected credit losses:

- Debt securities that are determined to have low credit risk at the reporting date; and
- Other debt securities and bank balances for which credit risk (i.e. the risk of default occurring over the expected life of the financial instrument) has not increased significantly since initial recognition.

Loss allowances for trade receivables are always measured at an amount equal to lifetime expected credit losses.

12-month expected credit losses are the portion of expected credit losses that result from default events that are possible within 12 months after the reporting date (or a shorter period if the expected life of the instrument is less than 12 months).

When determining whether the credit risk of a financial asset has increased significantly since initial recognition and when estimating expected credit losses, the Company considers reasonable and supportable information that is relevant and available without undue cost or effort. This includes both quantitative and qualitative information and analysis, based on the Company's historical experience and informed credit assessment and including forward looking information.

Measurement of expected credit losses

Expected credit losses are a probability-weighted estimate of credit losses. Credit losses are measured as the present value of all cash shortfalls (i.e. the difference between the cash flows due to the Company in accordance with the contract and the cash flows that the Company expects to receive).

Presentation of allowance for expected credit losses in the balance sheet

Loss allowances for financial assets measured at amortised cost are deducted from the gross carrying amount of the assets.

Write-off

The gross carrying amount of a financial asset is written off (either partially or in full) to the extent that there is no realistic prospect of recovery. This is generally the case when the Company determines that the debtor does not have assets or sources of income that could generate sufficient cash flows to repay the amounts subject to the write-off.

ii. Financial liabilities

Financial liabilities are recognised when the Company becomes a party to the contractual provisions of the instrument. Financial liabilities are initially measured at the amortised cost unless at initial recognition, they are classified as fair value through profit and loss.

Financial liabilities are subsequently measured at amortised cost using the effective interest rate (EIR) method. Financial liabilities carried at fair value through profit or loss are measured at fair value with all changes

NOTES TO CONSOLIDATED FINANCIAL STATEMENTS FOR THE YEAR ENDED 31ST MARCH, 2024 (CONTD.)

in fair value recognised in the Statement of Profit and Loss.

Derecognition

A financial liability is derecognised when the obligation specified in the contract is discharged, cancelled or expires.

iii. Offsetting financial instruments

Financial assets and liabilities are offset and the net amount is reported in the balance sheet where there is a legally enforceable right to offset the recognised amounts and there is an intention to settle on a net basis or realise the asset and settle the liability simultaneously. The legally enforceable right must not be contingent on future events and must be enforceable in the normal course of business and in the event of default, insolvency or bankruptcy of the Company or the counterparty.

iv. Derivative financial instruments and hedging activities

A derivative is a financial instrument which changes value in response to changes in an underlying asset and is settled at a future date. Derivatives are initially recognised at fair value on the date a derivative contract is entered into and are subsequently re-measured at their fair value. The method of recognising the resulting gain or loss depends on whether the derivative is designated as a hedging instrument, and if so, the nature of the item being hedged. The Company designates certain derivatives as either:

- (a) hedges of the fair value of recognised assets or liabilities (fair value hedges); or
- (b) hedges of a particular risk associated with a firm commitment or a highly probable forecasted transaction (cash flow hedges).

The Company documents at the inception of the transaction the relationship between hedging instruments and hedged items, as well as its risk management objectives and strategy for undertaking various hedging transactions. The Company also documents its assessment, both at hedge inception and on an on-going basis, of whether the derivatives that are used in hedging transactions are effective in offsetting changes in cash flows of hedged items.

Movements in the hedging reserve are accounted in other comprehensive income and are shown within the statement of changes in equity. The full fair value of a hedging derivative is classified as a non-current asset or liability when the remaining maturity of hedged item is more than 12 months and as a current asset

or liability when the remaining maturity of the hedged item is less than 12 months. Trading derivatives are classified as a current asset or liability.

(a) Fair value hedges

Changes in the fair value of derivatives that are designated and qualify as fair value hedges are recorded in the Statement of Profit and Loss, together with any changes in the fair value of the hedged asset or liability that are attributable to the hedged risk.

(b) Cash flow hedges

The effective portion of changes in the fair value of derivatives that are designated and qualify as cash flow hedges is recognised in other comprehensive income. The ineffective portion of changes in the fair value of the derivative is recognised in the Statement of Profit and Loss. Gains or losses accumulated in equity are reclassified to the Statement of Profit and Loss in the periods when the hedged item affects the Statement of Profit and Loss.

When a hedging instrument expires or swapped or unwound, or when a hedge no longer meets the criteria for hedge accounting, any accumulated gain or loss existing in statement of changes in equity is recognised in the Statement of Profit and Loss.

When a forecasted transaction is no longer expected to occur, the cumulative gains/ losses that were reported in equity are immediately transferred to the Statement of Profit and Loss.

H. Borrowing costs

Borrowing costs include interest expense calculated using the effective interest method (EIR), finance charges in respect of assets acquired on finance lease and exchange differences arising on foreign currency borrowings to the extent they are regarded as an adjustment to interest costs.

Borrowing costs net of any investment income from the temporary investment of related borrowings, which are attributable to the acquisition, construction or production of a qualifying asset are capitalised / inventoried as part of cost of such asset till such time the asset is ready for its intended use or sale.

A qualifying asset is an asset that necessarily requires a substantial period of time to get ready for its intended use or sale. All other borrowing costs are recognised in profit or loss in the period in which they are incurred.

**NOTES TO CONSOLIDATED FINANCIAL STATEMENTS
FOR THE YEAR ENDED 31ST MARCH, 2024 (CONTD.)**

EIR is the rate that exactly discounts the estimated future cash payments or receipts over the expected life of the financial instrument or a shorter period, where appropriate, to the gross carrying amount of the financial asset or to the amortised cost of a financial liability. When calculating the effective interest rate, the Company estimates the expected cash flows by considering all the contractual terms of the financial instrument (for example, prepayment, extension, call and similar options) but does not consider the expected credit losses.

I. Income tax

Income tax comprises current and deferred tax. It is recognised in statement of profit or loss except to the extent that it relates to an item recognised directly in equity or in other comprehensive income.

Current tax

Current tax comprises the expected tax payable or receivable on the taxable income for the year and any adjustment to the tax payable or receivable in respect of previous years. The amount of current tax reflects the best estimate of the tax amount expected to be paid or received after considering the uncertainty, if any, related to income taxes. It is measured using tax rates (and tax laws) enacted or substantively enacted by the reporting date.

Current tax assets and current tax liabilities are offset only if there is a legally enforceable right to set off the recognised amounts, and it is intended to realise the asset and settle the liability on a net basis or simultaneously.

Deferred tax

Deferred tax is recognised in respect of temporary differences between the carrying amounts of assets and liabilities for financial reporting purposes and the corresponding amounts used for taxation purposes. Deferred tax is also recognised in respect of carried forward tax losses and tax credits. Deferred tax is not recognised for:

- Temporary differences arising on the initial recognition of assets or liabilities in a transaction that is not a business combination and that affects neither accounting nor taxable profit or loss at the time of transaction;
- Temporary differences related to investment in subsidiary to the extent that the Company is able to control the timing of the reversal of the temporary differences and it is probable that they will not reverse in the foreseeable future; and

Deferred tax assets are recognised to the extent that it is probable that future taxable profits will be available against which the temporary difference can be utilised. The existence of unused tax losses is strong evidence that future taxable profit may not be available. Therefore, in case of a history of recent losses the Company recognises a deferred tax asset only to the extent that it has sufficient taxable temporary differences or there is convincing other evidence that sufficient taxable profit will be available against which such deferred tax asset can be realised. Deferred tax assets- unrecognised or recognised, are reviewed at each reporting date and are recognised /reduced to the extent that it is probable/no longer probable respectively that the related tax benefit will be realised.

J. Inventories

Inventories are valued at the lower of cost and net realisable value after providing for obsolesces and damages as under:

(i)	Raw and packing materials, stores and spares including fuel	At Cost on FIFO/ weighted Averages basis
(ii)	Stock in process	At Cost plus appropriate related production overheads
(iii)	Stock in trade and Finished Goods	At Cost, plus appropriate production overheads

Cost includes cost of purchase, cost of conversion and other costs incurred in bringing the inventories to their present location and condition. Cost is determined on first in first out (FIFO) basis.

Net realisable value is the estimated selling price in the ordinary course of business, less estimated costs of completion and the estimated costs necessary to make the sale.

K. Cash and cash equivalents

Cash and bank balances also include fixed deposits, margin money deposits, earmarked balances with banks and other bank balances which have restrictions on repatriation. Short term and liquid investments being subject to more than insignificant risk of change in value, are not included as part of cash and cash equivalents.

L. Statement of Cash Flows

Statement of Cash Flows is prepared segregating the cash flows into operating, investing and financing activities.



NOTES TO CONSOLIDATED FINANCIAL STATEMENTS FOR THE YEAR ENDED 31ST MARCH, 2024 (CONTD.)

Cash flow from operating activities is reported using indirect method, adjusting the profit before tax excluding exceptional items for the effects of:

- (i) changes during the period in inventories and operating receivables and payables, transactions of a non-cash nature;
- (ii) non-cash items such as depreciation, provisions, unrealised foreign currency gains and losses; and
- (iii) all other items for which the cash effects are investing or financing cash flows. Cash and cash equivalents (including bank balances) shown in the Statement of Cash Flows exclude items which are not available for general use as at the date of Balance Sheet

M. Foreign currency translation

- (i) The functional currency and presentation currency of the company is Indian Rupee.
- (ii) Transactions in currencies other than the company's functional currency are recorded on initial recognition using the exchange rate at the transaction date.

At each Balance Sheet date, foreign currency monetary items are reported using the closing rate. Non-monetary items that are measured in terms of historical cost in foreign currency are not retranslated. Exchange differences that arise on settlement of monetary items or on reporting of monetary items at each Balance Sheet date at the closing spot rate are recognised in profit or loss in the period in which they arise except for:

- A. exchange differences on foreign currency borrowings relating to assets under construction for future productive use, which are included in the cost of those assets when they are regarded as an adjustment to interest costs on those foreign currency borrowings; and
- B. exchange differences on transactions entered into in order to hedge certain foreign currency risks.

N. Employee benefits

i. Defined benefit obligations

(a) Post-employment benefits (Gratuity):

The liability recognised in balance sheet in respect of gratuity (unfunded) is the present value of defined benefit obligation at the end of reporting period less fair value of plan assets. The defined benefit obligation is calculated annually by actuaries using projected unit credit method.

Remeasurement actuarial gains and losses arising from experience adjustments and changes in actuarial assumptions are recognised in the period in which they occur, directly in other comprehensive income. They are included in retained earnings in the statement if changes in equity and in the balance sheet.

(b) Other employee benefits:

The liabilities for earned leave are not expected to be settled wholly within 12 months after the end of the period in which the employees render the related service. They are therefore measured as present value of expected future payments to be made in respect of services provided by employees up to the end of reporting period using the projected unit credit method.

ii. Defined contribution plan:

Company pays contributions to provident fund, employee pension scheme and employee state insurance as per statutes/ amounts as advised by the Authorities. The Company has no further obligations once the contributions have been paid. The contributions are accounted for as defined contribution plan and the contributions are recognised as employee benefit expense when they are due.

iii. Short-term benefits:

Liabilities for salaries, including non-monetary benefits that are expected to be settled wholly within 12 months after the end of reporting period in which the employees rendered the related services are recognised in respect of employee's service up to the end of reporting period and are measured at the amount expected to be paid when the liabilities are settled. These liabilities are presented as current employee benefit obligations in the balance sheet.

O. Provision and contingent liabilities

The Company sets up a provision when there is a present legal or constructive obligation as a result of a past event and it will probably require an outflow of resources to settle the obligation and a reliable estimate can be made. If the effect of the time value of money is material, provisions are determined by discounting the expected future cash flows at a pre-tax rate that reflects current market assessments of the time value of money and the risks specific to the liability. When discounting is used, the increase in the provision due to the passage of time is recognised as a finance cost.

NOTES TO CONSOLIDATED FINANCIAL STATEMENTS FOR THE YEAR ENDED 31ST MARCH, 2024 (CONTD.)

The amount recognised as a provision is the best estimate of the consideration required to settle the present obligation at reporting date, taking into account the risks and uncertainties surrounding the obligation.

A disclosure for a contingent liability is made where there is a possible obligation that arises from past events and the existence of which will be confirmed only by the occurrence or non-occurrence of one or more uncertain future events not within the control of the Company or a present obligation that arises from past events where it is either not probable that an outflow of resources will be required to settle the obligation or where reliable estimate of the obligation cannot be made. Contingent liabilities are disclosed on the basis of judgment of the management/independent experts. These are reviewed at each balance sheet date and are adjusted to reflect the current management estimate.

In case of Onerous Contracts the Company is recognizing impairment loss if any occurred on assets used in fulfilling the contract.

P. Contingent Assets

Contingent Assets are not recognised in the financial statements. However, these are disclosed in the Director's report.

Q. Revenue recognition

(i) Revenue from operations

Revenue from contracts with customers is recognised when control of the goods or services are transferred to the customer at an amount that reflects the consideration the company is entitled in exchange for those goods or services.

Revenue towards satisfaction of a performance obligation is measured at the amount of transaction price (Net of variable consideration) allocated to that performance obligation. The transaction price of goods sold and services rendered is net of variable consideration on account of discounts, rebates, credits, price incentives or similar terms

A. Sale of goods

Generally, control is transferred upon shipment of goods to the customer or when the goods is made available to the customer, provided transfer of title to the customer occurs and the Company has not retained any significant risks of ownership or future obligations with respect to the goods shipped.

Consideration is generally due upon satisfaction of performance obligations and a receivable is recognised when it becomes unconditional.

In case of discounts, rebates, credits, price incentives or similar terms, consideration are determined based on its most likely amount, which is assessed at each reporting period.

B. Rendering of services

Revenue from rendering of services is recognised over time by measuring the progress towards complete satisfaction of performance obligations at the reporting period.

Revenue is measured at the amount of consideration which the company expects to be entitled to in exchange for transferring distinct goods or services to a customer as specified in the contract, excluding amounts collected on behalf of third parties (for example taxes and duties collected on behalf of the government). Consideration is generally due upon satisfaction of performance obligations and a receivable is recognised when it becomes unconditional.

In case of discounts, rebates, credits, price incentives or similar terms, consideration are determined based on its most likely amount, which is assessed at each reporting period.

C. Other operational revenue

Other operational revenue represents income earned from the activities incidental to the business and is recognised when the right to receive the income is established as per the terms of the contract.

(ii) Other income

- A. Interest income is accrued on a time basis by reference to the principal outstanding and the effective interest rate.
- B. Dividend income is accounted in the period in which the right to receive the same is established.
- C. Other items of income are accounted as and when the right to receive such income arises and it is probable that the economic benefits will flow to the company and the amount of income can be measured reliably

R. Exceptional items

An item of income or expense which by its size, type or incidence requires disclosure in order to improve



NOTES TO CONSOLIDATED FINANCIAL STATEMENTS FOR THE YEAR ENDED 31ST MARCH, 2024 (CONTD.)

an understanding of the performance of the company is treated as an exceptional item and the same is disclosed in the notes to accounts.

S. Government grants

Grants from government are recognised at their fair value where there is reasonable assurance that the grant will be received and the Company will comply with all attached conditions.

Government grants relating to income are deferred and recognised in the statement of profit and loss account over the period necessary to match them with the costs that they are intended to compensate and presented within other income.

Government grants relating to the purchase of property, plant and equipment are included in non-current liabilities as deferred income and are credited to profit or loss on a straight line basis over the expected lives of the related assets and presented within other income.

T. Segment reporting

An operating segment is a component of the Company that engages in business activities from which it may earn revenues and incur expenses, including revenues and expenses that relate to transactions with any of the Company's other components, and for which discrete financial information is available. Operating segments are reported in a manner consistent with the internal reporting provided to the chief operating decision maker ('CODM').

The Company's Board has identified the CODM who is responsible for financial decision making and assessing performance. The Company has a single operating segment as the operating results of the Company are reviewed on an overall basis by the CODM.

U. Leases

As lessee

The Company, as a lessee, recognises a right-of-use asset and a lease liability for its leasing arrangements, if the contract conveys the right to control the use of an identified asset. The determination of whether an agreement is, or contains, a lease is based on the substance of the agreement at the date of inception.

The contract conveys the right to control the use of an identified asset, if it involves the use of an identified asset and the Company has substantially all of the economic benefits from use of the asset and has right to direct the use of the identified asset.

Initial measurement

Lease Liability: At the commencement date, a Company measure the lease liability at the present value of the lease payments that are not paid at that date. The lease payments shall be discounted using incremental borrowing rate. Right-of-use assets: initially recognised at cost, which comprises the initial amount of the lease liability adjusted for any lease payments made at or prior to the commencement date of the lease plus any initial direct costs less any lease incentives.

Subsequent measurement

Lease Liability: Company measure the lease liability by (a) increasing the carrying amount to reflect interest on the lease liability; (b) reducing the carrying amount to reflect the lease payments made; and (c) remeasuring the carrying amount to reflect any reassessment or lease modifications. Right-of-use assets: subsequently measured at cost less accumulated depreciation and impairment losses. Right-of-use assets are depreciated from the commencement date on a straight line basis over the shorter of the lease term and useful life of the under lying asset.

Impairment:

Right of use assets are evaluated for recoverability whenever events or changes in circumstances indicate that their carrying amounts may not be recoverable. For the purpose of impairment testing, the recoverable amount (i.e. the higher of the fair value less cost to sell and the value in-use) is determined on an individual asset basis unless the asset does not generate cash flows that are largely independent of those from other assets. In such cases, the recoverable amount is determined for the Cash Generating Unit (CGU) to which the asset belongs.

Short term Lease or Low Value Lease

Short term lease is that, at the commencement date, has a lease term of 12 months or less. A lease that contains a purchase option is not a short-term lease. Low value lease is for which the underlying asset is of low value. If the company elected to apply short term lease/Low Value Lease, the lessee shall recognise the lease payments associated with those leases as an expense on either a straight-line basis over the lease term or another systematic basis. The lessee shall apply another systematic basis if that basis is more representative of the pattern of the lessee's benefit.

Transition to Ind AS 116

Ministry of Corporate Affairs ("MCA") through Companies (Indian Accounting Standards) Amendment



NOTES TO CONSOLIDATED FINANCIAL STATEMENTS FOR THE YEAR ENDED 31ST MARCH, 2024 (CONTD.)

Rules, 2019 and Companies (Indian Accounting Standards) Second Amendment Rules, has notified Ind AS 116 Leases which replaces the existing lease standard, Ind AS 17 leases, and other interpretations. Ind AS 116 sets out the principles for the recognition, measurement, presentation and disclosure of leases for both lessees and lessors. It introduces a single, on-balance sheet lease accounting model for lessees. The Company has adopted Ind AS 116, effective annual reporting period beginning 1st April, 2019 and applied the standard prospectively to its leases.

V. Earnings per share

Basic earnings per equity share is computed by dividing the net profit or loss attributable to equity shareholders

of the Company by the weighted average number of equity shares outstanding during the financial year.

Diluted earnings per equity share is computed by dividing the net profit or loss attributable to equity shareholders of the Company by the weighted average number of equity shares considered for deriving basic earnings per equity share and also the weighted average number of equity shares that could have been issued upon conversion of all dilutive potential equity shares.

W. Standards issued but not effective

There are no standards issued after 1st April 2023 resulting into any amendments in IND AS.

NOTES TO CONSOLIDATED FINANCIAL STATEMENTS FOR THE YEAR ENDED 31ST MARCH, 2024 (CONTD.)

3. PROPERTY, PLANT AND EQUIPMENT

As at 31st March 2024

(₹ in Lakhs)

Particulars	Gross Block			Depreciation			Net Block			
	As at 31 st March, 2023	Additions	Deletions	As at 31 st March, 2024	As at 31 st March, 2023	Additions	Deletions	As at 31 st March, 2024	As at 31 st March, 2024	As at 31 st March, 2023
Tangible Assets										
Freehold land	4,138	504	128	4,514	-	-	-	-	4,514	4,138
Building	26,401	8,732	98	35,035	4,853	1,010	-	5,863	29,172	21,548
Plant and Machinery	71,381	25,436	4,486	92,331	32,980	7,030	3,267	36,743	55,588	38,401
Wind Power Machines	874	-	-	874	767	-	-	767	107	107
Electric installation	8,602	3,761	9	12,354	3,732	832	9	4,556	7,799	4,870
Water supply installation	649	55	-	704	149	27	-	176	528	500
Furniture and Fixtures	1,611	364	2	1,973	935	163	2	1,096	876	676
Vehicles	2,302	371	517	2,156	896	222	381	737	1,419	1,406
Office equipments	140	1	-	141	71	17	-	88	53	69
Computers	635	205	-	840	430	107	-	537	303	205
Leased Assets										
Leasehold land	50	-	-	50	7	1	-	8	42	43
Total	1,16,783	39,428	5,240	1,50,971	44,820	9,410	3,659	50,571	1,00,401	71,963

As at 31st March 2023

(₹ in Lakhs)

Particulars	Gross Block			Depreciation			Net Block			
	As at 31 st March, 2022	Additions	Deletions	As at 31 st March, 2023	As at 31 st March, 2022	Additions	Deletions	As at 31 st March, 2023	As at 31 st March, 2023	As at 31 st March, 2022
Tangible Assets										
Freehold land	3,137	1,096	95	4,138	-	-	-	-	4,138	3,137
Building	23,046	3,360	5	26,401	3,982	871	-	4,853	21,548	19,064
Plant and Machinery	61,052	12,560	2,231	71,381	29,264	5,649	1,933	32,980	38,401	31,788
Wind Power Machines	874	-	-	874	684	83	-	767	107	190
Electric installation	5,966	2,638	2	8,602	3,112	622	2	3,732	4,870	2,854
Water supply installation	584	65	-	649	125	24	-	149	500	459
Furniture and Fixtures	1,455	156	-	1,611	795	140	-	935	676	660
Vehicles	1,870	610	178	2,302	795	202	101	896	1,406	1,075
Office equipments	108	36	4	140	61	14	4	71	69	47
Computers	513	122	-	635	356	74	-	430	205	157
Leased Assets										
Leasehold land	50	-	-	50	6	1	-	7	43	44
Total	98,655	20,643	2,515	1,16,783	39,180	7,680	2,040	44,820	71,963	59,475

NOTES TO CONSOLIDATED FINANCIAL STATEMENTS
FOR THE YEAR ENDED 31ST MARCH, 2024 (CONTD.)**4. RIGHT OF USE OF ASSETS****As at 31st March 2024**

(₹ in Lakhs)

Particulars	Gross Block				Depreciation				Net Block	
	As at 31 st March, 2023	Additions	Deletions	As at 31 st March, 2024	As at 31 st March, 2023	Additions	Deletions	As at 31 st March, 2023	As at 31 st March, 2024	As at 31 st March, 2023
Building	490	-	-	490	250	159	-	409	81	240

As at 31st March 2023

(₹ in Lakhs)

Particulars	Gross Block				Depreciation				Net Block	
	As at 31 st March, 2022	Additions	Deletions	As at 31 st March, 2023	As at 31 st March, 2022	Additions	Deletions	As at 31 st March, 2023	As at 31 st March, 2023	As at 31 st March, 2022
Building	449	41	-	490	100	150	-	250	240	349

5. CAPITAL WORK-IN-PROGRESS

(₹ in Lakhs)

Balance as at 1st April, 2022	7,393
Additions	34,452
Assets Capitalised	19,547
Balance as at 31st March, 2023	22,298
Additions	38,439
Assets Capitalised	38,882
Balance as at 31st March, 2024	21,855

Capital work-in-progress - Ageing

(₹ in Lakhs)

Particulars	Amount in CWIP for a period of				Total
	Less than 1 year	1-2 years	2-3 years	More than 3 years	
Projects in progress					
As at 31st March, 2024	13,391	8,464	-	-	21,855
As at 31st March, 2023	18,117	4,181	-	-	22,298

As on date of Balance Sheet, the estimated date of completion of projects are as below :-

(₹ in Lakhs)

Name of Projects	Estimated date of Completion
Weaving Project at Atoon, Bhilwara	31.03.25
Spinning Project at Sareri, Bhilwara	31.03.25



NOTES TO CONSOLIDATED FINANCIAL STATEMENTS
FOR THE YEAR ENDED 31ST MARCH, 2024 (CONTD.)

6. INTANGIBLE ASSETS

As at 31st March 2024

(₹ in Lakhs)

Particulars	Gross Block				Depreciation				Net Block	
	As at 31 st March, 2023	Additions	Deletions	As at 31 st March, 2024	As at 31 March, 2023	Additions	Deletions	As at 31 st March, 2024	As at 31 st March, 2024	As at 31 March, 2023
Software IT (ERP)	671	18	-	689	347	112	-	459	230	324
Total	671	18	-	689	347	112	-	459	230	324

As at 31st March 2023

(₹ in Lakhs)

Particulars	Gross Block				Depreciation			Net Block		
	As at 31 st March, 2022	Additions	Deletions	As at 31 st March, 2023	As at 31 st March, 2022	Additions	Deletions	As at 31 st March, 2023	As at 31 st March, 2023	As at 31 st March, 2022
Software IT (ERP)	592	79	-	671	238	109	-	347	324	354
Total	592	79	-	671	238	109	-	347	324	354

7. INTANGIBLE ASSETS UNDER DEVELOPMENT

(₹ in Lakhs)

Balance as at 1st April, 2022	14
Additions	18
Assets Capitalised	23
Balance as at 31st March, 2023	9
Additions	288
Assets Capitalised	9
Balance as at 31st March, 2024	288

Intangible assets under development - Ageing

(₹ in Lakhs)

Particulars	Amount in Intangible assets under development for a period of				Total
	Less than 1 year	1-2 years	2-3 years	More than 3 years	
Projects in progress					
As at March 31, 2024	288	-	-	-	288
As at March 31, 2023	9	-	-	-	9

Break up of Pre - Operative Expenses capitalised/ deferred for capitalisation under Capital Work in Progress:

(₹ in Lakhs)

	As at 31 st March, 2024	As at 31 st March, 2023
Opening Balance	1,050	398
Financial Charges	1,525	428
Direct Costs Attributable to Project	907	1,192
Total Amount	3,482	2,018
Less: Exp. Apportioned to Property, Plant and Equipment	2,213	968
Balance yet to be allocated	1,269	1,050

Note 1:- Borrowing cost capitalised refer Note No:- 39

Note 2:- Property, Plant and Equipment given as security for borrowings refer Note No:- 27

NOTES TO CONSOLIDATED FINANCIAL STATEMENTS
FOR THE YEAR ENDED 31ST MARCH, 2024 (CONTD.)**8 INVESTMENTS-NON CURRENT**

(₹ in Lakhs)

	As at 31 st March, 2024	As at 31 st March, 2023
Unquoted		
In Equity Instruments		
(Measured at Cost)		
Equity Shares of ₹ 10/- each fully paid up		
Kaamlo Platform Pvt Ltd	75	75
49,999 (Previous Year 49,999)		
Kalyan Sangam Infratech Ltd.	-	4
37500 (Previous Year 37500)		
Less: Impairment Loss	-	(4)
Equity Shares of ₹ 20/- each fully paid		
AP Mahesh Co-Operative Bank Ltd.	-	-
50 (Previous Year 50)		
₹ 1000 (Previous Year ₹ 1000)		
Aggregate Amount of unquoted investments	75	75

9 OTHER FINANCIAL ASSETS

(₹ in Lakhs)

	As at 31 st March, 2024	As at 31 st March, 2023
Security Deposits (Unsecured, considered good)	2,749	3,099
TOTAL	2,749	3,099
Includes deposits with related parties (at amortised cost)	1,673	1,541

10 OTHER NON-CURRENT ASSETS

(₹ in Lakhs)

	As at 31 st March, 2024	As at 31 st March, 2023
Capital Advances	9,358	7,534
Prepaid Expenses (Refer Note No. 43)	2,173	3,860
TOTAL	11,531	11,394

11 INVENTORIES

(₹ in Lakhs)

	As at 31 st March, 2024	As at 31 st March, 2023
Raw Materials (Includes Packing Material)	28,245	14,866
Work-in-Process	9,432	9,434
Finished Goods (Refer Note No 11.3)	26,375	24,062
Stock -in- trade	51	176
Stores, Spares & Fuel	2,839	2,798
TOTAL	66,942	51,336

11.1 For basis of valuation of Inventories, refer Note No 2 (J)**11.2** The above inventories are hypothecated against secured short term borrowings (Refer Note No 27.1)**11.3** Finished Goods includes Goods in Transit ₹ 4094 Lakhs , Previous year ₹ 4301 Lakhs.

NOTES TO CONSOLIDATED FINANCIAL STATEMENTS
FOR THE YEAR ENDED 31ST MARCH, 2024 (CONTD.)

12 INVESTMENT - CURRENT

(₹ in Lakhs)

	As at 31 st March, 2024	As at 31 st March, 2023
Quoted		
Investment in Mutual funds (measured at fair value through Profit and Loss)	1,027	686
Aggregate value of quoted investments	1,027	686
Aggregate value of unquoted investments	-	-
Aggregate value of impairment in value of investments	-	-
TOTAL	1,027	686

13 TRADE RECEIVABLES

(₹ in Lakhs)

	As at 31 st March, 2024	As at 31 st March, 2023
Undisputed Trade Receivables - Considered good - Unsecured	44,840	35,282
Undisputed Trade Receivables - which have significant increase in Credit Risk	-	-
Undisputed Trade Receivables - Credit Impaired	666	322
	45,507	35,604
Less: Provision for Trade Receivables	666	322
TOTAL	44,840	35,282

Annexure 1 of Note No - 13

Trade receivables aging schedule

(₹ in Lakhs)

Particulars	Outstanding from due date of payment						Total
	Not Due	< 6 months	6 months - 1 year	1-2 year	2-3 year	> 3 year	
As at 31 March, 2024							
Undisputed Trade receivables – considered good		42,224	1,739	388	90	-	44,441
Undisputed Trade Receivables – which have significant increase in credit risk							-
Undisputed Trade Receivables – credit impaired				235	134	297	666
Disputed Trade receivables – considered good							-
Disputed Trade Receivables – which have significant increase in credit risk							-
Disputed Trade Receivables – credit impaired							-
Total	-	42,224	1,739	623	224	297	45,107
As at 31st March, 2023							
Undisputed Trade receivables – considered good	-	34,389	665	207	21		35,282
Undisputed Trade Receivables – which have significant increase in credit risk	-						-
Undisputed Trade Receivables – credit impaired	-			112	201	9	322
Disputed Trade receivables – considered good	-						-
Disputed Trade Receivables – which have significant increase in credit risk	-						-
Disputed Trade Receivables – credit impaired	-						-
Total	-	34,389	665	319	222	9	35,604

NOTES TO CONSOLIDATED FINANCIAL STATEMENTS
FOR THE YEAR ENDED 31ST MARCH, 2024 (CONTD.)**14 CASH & CASH EQUIVALENTS**

(₹ in Lakhs)

	As at 31 st March, 2024	As at 31 st March, 2023
Balance with Banks	10	11
Cash on Hand	7	9
TOTAL	17	20

15 BANK BALANCES OTHER THAN (III) ABOVE

(₹ in Lakhs)

	As at 31 st March, 2024	As at 31 st March, 2023
Earmarked Balances with banks for Unclaimed & Unpaid Dividends	15	20
Fixed Deposits with banks against Margin Money*	2,795	2,757
TOTAL	2,810	2,777

*These term deposits are placed as a security against bank guarantees issued to various parties and against letters of credits issued by banks

16 OTHER CURRENT FINANCIAL ASSETS

(₹ in Lakhs)

	As at 31 st March, 2024	As at 31 st March, 2023
(Unsecured considered good)		
Security Deposits	276	800
Recoverable from NHAI UP Towards Arbitration Award (Refer Note No. 46)	1,210	1,210
Export Incentive Receivable	1,027	897
Export Growth Entitlement Receivables	202	356
GST Refund Receivable	2,150	1,000
Subsidy Receivable	664	294
Inter Corporate Deposits - Unsecured	502	-
Advance against Supplies	148	340
Usage receivable (Utility Services)	33	28
Advance to Employees	91	118
Interest Receivable	329	216
Accrued Income	16	11
Insurance Claim Receivable	157	338
TOTAL	6,805	5,608

17 CURRENT TAX ASSETS (NET)

(₹ in Lakhs)

	As at 31 st March, 2024	As at 31 st March, 2023
Advance tax, TDS, TCS etc including Refund receivables (Net of provisions)	867	701
TOTAL	867	701

18 OTHER CURRENT ASSETS

(₹ in Lakhs)

	As at 31 st March, 2024	As at 31 st March, 2023
Recoverable from others	25	3
Advance against Supplies	2,821	3,197
SIL Employees welfare trust (Refer Note No.50)	1,496	105
GST Balances	6,953	6,160
Excise / VAT Recoverable	1	21
Prepaid Expenses	1,080	758
TOTAL	12,375	10,244

NOTES TO CONSOLIDATED FINANCIAL STATEMENTS
FOR THE YEAR ENDED 31ST MARCH, 2024 (CONTD.)

19 EQUITY SHARE CAPITAL

(₹ in Lakhs)

	As at 31 st March, 2024	As at 31 st March, 2023
A. AUTHORISED SHARE CAPITAL:		
6,40,00,000 (Previous Year 6,40,00,000) Equity share of ₹ 10 each	6,400	6,400
TOTAL	6,400	6,400
Issued, Subscribed and Paid Up:		
5,02,46,559 (Previous Year 4,50,46,559) Equity share of ₹ 10 each fully paid up	5,025	4,505
TOTAL	5,025	4,505
1. During the year financial year 2022-23, 11,25,000 equity shares of ₹10/- each were issued as fully paid up sweat equity shares to the promoters/directors without payment being received in cash perusing to contracts, at a premium of ₹ 327.18 each per share as per the shareholders' approval in the extra ordinary general meeting held on 16 th July, 2022.	-	113
2. The Company has issued 57,00,000 share warrants of ₹ 10 each, at permium of ₹ 170 per warrant on 13 th November, 2021 , in accordance with provisions of section 23 (1) (b),42 ,62(1) (c) . These warrants were converted as per terms and conditions of issue as under		
On 28 th September, 2022		50
On 28 th April, 2023	370	
On 2 nd Jun 2023	150	

B. TERMS AND RIGHTS ATTACHED TO EQUITY SHARES

Each holder of Equity Shares is entitled to one vote per share. In the event of liquidation of the Company, the holders of Equity Shares will be entitled to receive remaining assets of the Company, after distribution of all preferential amounts. The distribution will be in proportion to the number of Equity Shares held by the shareholders. There is no restriction on distribution of dividends. However, same is subject to the approval of the shareholders in the Annual General Meeting.

(₹ in Lakhs)

	As at 31 st March, 2024	As at 31 st March, 2023
C. RECONCILIATION OF NUMBER OF SHARES OUTSTANDING AT THE BEGINNING AND END OF THE YEAR :		
No. of Shares at the beginning	4,50,46,559	4,34,21,559
Add: Shares Issued During the year		
(i) For consideration received in Cash on conversion of share warrants	52,00,000	5,00,000
(ii) For issuing shares without payment being received in Cash (Sweat Equity Shares)	-	11,25,000
No. of Shares at the year end	5,02,46,559	4,50,46,559

D. SHAREHOLDERS' HOLDING MORE THAN 5% SHARES IN THE COMPANY:

Name of the Shareholder	As at 31 st March, 2024		As at 31 st March, 2023	
	No. of Shares	% held	No. of Shares	% held
Name of the Shareholder				
Sangam E-Com Limited	95,67,542	19.04	87,67,542	19.46
Authum Investment and Infrastructure Limited	48,60,123	8.52	52,78,597	11.72
Nidhi Mercantiles Ltd.	38,28,868	7.62	38,28,868	8.50
Anurag Soni	44,38,665	8.83	38,38,665	8.52
Hawamahal Finance Pvt. Ltd.	-	-	23,35,500	5.18



NOTES TO CONSOLIDATED FINANCIAL STATEMENTS
FOR THE YEAR ENDED 31ST MARCH, 2024 (CONTD.)

E. SHARE RESERVED FOR ISSUE UNDER OPTION AND CONTRACTS OR COMMITMENTS FOR THE SALE OF SHARE OR DISINVESTMENT, INCLUDING THE TERMS AND AMOUNT

(₹ in Lakhs)

Equity shares reserved out of unissued Equity Share Capital	As at 31 st March, 2024	As at 31 st March, 2023
(i) For issue to eligible employees under the Employees Share Option Scheme 2022 (ESOP 2022)		
ESOPs granted and outstanding		
(a) No. of equity shares to be issued as fully paid up	22,50,000	10,00,000
(b) Amount in ₹ (Face Value per Equity Share)	10	10
(ii) For conversion of share warrants issued to be converted within 18 months from the date of issue i.e. 13th December, 2021 at the option of share warrant holders *		
(a) No. of equity shares to be issued as fully paid up	-	52,00,000
(b) Amount in ₹ (Face Value per Equity Share)	-	10

*For terms & conditions refer Note No 21

(₹ in Lakhs)

	As at 31 st March, 2024	As at 31 st March, 2023
F. FOR THE PERIOD OF FIVE YEARS IMMEDIATELY PRECEDING THE DATE AT WHICH THE BALANCE SHEET IS PREPARED		
1. Aggregate number and class of shares allotted as fully paid up pursuant to contract without payment being received in cash;	-	-
As at 31 st March, 2024-	-	
As at 31 st March, 2023- sweat equity shares issued	11,25,000	
As at 31 st March, 2022	-	
As at 31 st March, 2021	-	
As at 31 st March, 2020	-	
2. Aggregate number and class of shares allotted as fully paid up by way of bonus shares;	-	-
3. Aggregate number and class of shares bought back;	-	-

**G. DETAIL OF SHARES HELD BY PROMOTER AND PROMOTERS GROUP
AS AT 31ST MARCH 2024**

	No. of Shares as at 31 st March, 2024	No. of Shares as at 31 st March, 2023	% of total share as at 31 March, 2024	% change during the year
Ram Pal Soni HUF	2,48,300	2,48,300	0.49%	0%
Anjana Soni Thakur	3,03,750	2,03,750	0.60%	49%
Radhadevi Soni	9,77,761	7,77,761	1.95%	26%
Mamta Modani	6,30,404	5,05,404	1.25%	25%
Archana Sodani	6,10,774	4,60,774	1.22%	33%
Antima Soni	3,46,050	2,46,050	0.69%	41%
Anurag Soni	44,38,665	38,38,665	8.83%	16%
Ram Pal Soni	21,53,950	14,53,950	4.29%	48%
Mr. Niwas Modani	6,24,779	4,99,779	1.24%	25%
Vinod Kumar Sodani	6,25,000	6,25,000	1.24%	0%
Pranal Modani	5,00,000	5,00,000	1.00%	0%
Vinod Kumar Sodani HUF	-	5,000	0.00%	(100%)
Promoters (A)	1,14,59,433	93,64,433	22.81%	



NOTES TO CONSOLIDATED FINANCIAL STATEMENTS
FOR THE YEAR ENDED 31ST MARCH, 2024 (CONTD.)

	No. of Shares as at 31 st March, 2024	No. of Shares as at 31 st March, 2023	% of total share as at 31 March, 2024	% change during the year
Finworth Investment Pvt Ltd	-	-	0.00%	0%
Hawamahal Finance Pvt Ltd	23,35,500	23,35,500	4.65%	0%
Necco Shipping Company Private Ltd	12,74,744	12,74,744	2.54%	0%
Neelgagan Commercial Company Ltd	16,00,000	14,00,000	3.18%	14%
Sarvodaya Holdings Private Limited	11,27,771	11,27,771	2.24%	0%
Sangam Fincap Limited	23,16,145	22,16,145	4.61%	5%
Sahyog Finance Limited	6,32,750	2,32,750	1.26%	172%
Sangam Suiting Pvt Ltd	11,12,685	11,12,685	2.21%	0%
Nidhi Mercantiles Ltd.	38,28,868	38,28,868	7.62%	0%
Sangam E Com Limited	95,67,542	87,67,542	19.04%	9%
Promoters Group (B)	2,37,96,005	2,22,96,005	47.36%	
Promoters & Promoters Group (A+B)	3,52,55,438	3,16,60,438	70.16%	

As at 31st March 2023

	No. of Shares as at 31.03.2023	No. of Shares as at 31.03.2022	% of total share as at 31.03.2023	% change during the year
Ram Pal Soni HUF	2,48,300	2,48,300	0.55%	0%
Anjana Soni Thakur	2,03,750	2,03,750	0.45%	0%
Radhadevi Soni	7,77,761	7,77,761	1.73%	0%
Mamta Modani	5,05,404	5,05,404	1.12%	0%
Archana Sodani	4,60,774	4,60,774	1.02%	0%
Antima Soni	2,46,050	2,46,050	0.55%	0%
Anurag Soni	38,38,665	38,38,665	8.52%	0%
Ram Pal Soni	14,53,950	14,53,950	3.23%	0%
Mr. Niwas Modani	4,99,779	4,99,779	1.11%	0%
Vinod Kumar Sodani	6,25,000	-	1.39%	100%
Pranal Modani	5,00,000	-	1.11%	100%
Vinod Kumar Sodani HUF	5,000	5,000	0.01%	0%
Promoters (A)	93,64,433	82,39,433	20.79%	
Finworth Investment Pvt Ltd	-	4,75,260	0.00%	(100%)
Hawamahal Finance Pvt Ltd	23,35,500	23,35,500	5.18%	0%
Necco Shipping Company Private Ltd	12,74,744	12,74,744	2.83%	0%
Nikita Credits Pvt Ltd	-	3,58,200	0.00%	(100%)
Neelgagan Commercial Company Ltd	14,00,000	14,00,000	3.11%	0%
Scorpio Credits Pvt Ltd	-	5,36,255	0.00%	(100%)
Sarvodaya Holdings Private Limited	11,27,771	11,27,771	2.50%	0%
Sangam Granite Private Ltd	-	1,20,815	0.00%	(100%)
Sangam Fincap Limited	22,16,145	22,16,145	4.92%	0%
Sahyog Finance Limited	2,32,750	2,32,750	0.52%	0%
Sangam Suiting Pvt Ltd	11,12,685	2,63,670	2.47%	322%
Park View Investment Pvt Ltd	-	2,26,065	0.00%	(100%)
Nidhi Mercantiles Ltd.	38,28,868	-	8.50%	100%
Sangam E Com Limited	87,67,542	78,73,087	19.46%	11%
Promoters Group (B)	2,22,96,005	1,84,40,262	49.50%	
Promoters & Promoters Group (A+B)	3,16,60,438	2,66,79,695	70.28%	

NOTES TO CONSOLIDATED FINANCIAL STATEMENTS
FOR THE YEAR ENDED 31ST MARCH, 2024 (CONTD.)**20 OTHER EQUITY**

(₹ in Lakhs)

	As at 31 st March, 2024	As at 31 st March, 2023
Capital Reserve		
Balance at the beginning of the year	297	297
Addition during the Financial Year	-	-
Balance at the end of the year	297	297
Securities Premium		
Balance at the beginning of the year	11,999	7,468
Addition during the Financial Year *	8,840	4,531
Balance at the end of the year	20,839	11,999

*Includes Share Premium ₹ NIL (Previous Year ₹ 3681 Lakhs) on Sweat Equity Share issued as equity settled Share Based Payment

(₹ in Lakhs)

	As at 31 st March, 2024	As at 31 st March, 2023
Preference Share Capital Redemption Reserve		
Balance at the beginning of the year	1,178	1,178
Addition during the Financial Year	-	-
Balance at the end of the year	1,178	1,178
General Reserve		
Balance at the beginning of the year	22,818	22,818
Balance at the end of the year	22,818	22,818
Retained Earnings		
Balance at the beginning of the year	45,164	32,920
Add: Profit for the year	4,139	13,055
Add: Other comprehensive income/(loss) for the year	(18)	80
Less: Appropriations		
Transferred to General Reserve	-	-
Dividend on Equity Shares (Refer Note No.20.6)	1,005	891
Balance at the end of the year	48,280	45,164
Other Comprehensive Income		
Balance at the beginning of the year	13	5
Addition / (Deletion) during the year	(17)	8
Balance at the end of the year	(4)	13
TOTAL	93,407	81,468

Nature and Purpose of Other Reserves / Other Equity**20.1 CAPITAL RESERVE**

Capital Reserve created on account of merger/ amalgamation. The balance will be utilised for issue of fully paid bonus shares and as per provisions of the Companies Act,2013.

20.2 SECURITIES PREMIUM

Balance of Security premium consists of premium on issue of share over its face value. The balance will be utilised for issue of fully paid bonus shares, buy-back of its own shares as per provisions of the Companies Act, 2013.

20.3 PREFERENCE SHARE CAPITAL REDEMPTION RESERVE

Preference Share Capital Redemption Reserve represents the statutory reserves created when the capital is redeemed and the same will be utilised for issue of bonus share as per provisions of the Companies Act, 2013.

NOTES TO CONSOLIDATED FINANCIAL STATEMENTS FOR THE YEAR ENDED 31ST MARCH, 2024 (CONTD.)

20.4 GENERAL RESERVE

The Company appropriates a portion to General Reserves out of the profits voluntarily to meet future contingencies. The said reserves is available for payment of dividend to the shareholders as per the provisions of the of the Companies Act, 2013.

20.5 REMEASUREMENT OF DEFINED BENEFIT PLANS

Remeasurements of defined benefit plans represents the following as per Ind AS 19, Employee Benefits:

- Actuarial Gains and Losses
- The return on plan assets, excluding amounts included in net interest on the net defined benefit liability (asset); and
- Any change in the effect of the asset ceiling, excluding amounts included in net interest on the net defined benefit liability (asset)

20.6 DIVIDEND

The following dividends were declared and paid by the Company during the year.

Particulars	(₹ in Lakhs)	
	As at 31 st March, 2024	As at 31 st March, 2023
Dividend for the year ended 31 st March, 2023 ₹ 2 per share (31 st March, 2022 ₹ 2 per share)	1,005	891
TOTAL	1,005	891

21 SHARE WARRANTS

	(₹ in Lakhs)	
	As at 31 st March, 2024	As at 31 st March, 2023
Balance at the beginning of the year	2,340	2,565
Add:- Issued during the year *	-	-
Less:- Converted into fully paid Equity Share during the year **	2,340	225
Balance at the end of the year	-	2,340

*The Company had issued 57,00,000 Share warrants of ₹ 180 each having a face value of ₹ 10 each in accordance with SEBI guidelines and had received 25% upfront money amounting to ₹ 2,565 Lakhs during the year ended 31st March, 2022. These share warrants were to be converted into one equity share of ₹ 10 each (face value) fully paid up within 18 months from the date of issue i.e. 13th December, 2021 on the exercise of option by the warrant holders.

**During the year, warrant holders made payment of the balance 75% amount due on these warrants and exercised the option to convert 37,00,000 share warrants on 28th April, 2023 and 15,00,000 share warrants on 2nd June, 2023 (previous year 5,00,000 share warrants)

22 BORROWINGS

	(₹ in Lakhs)	
	As at 31 st March, 2024	As at 31 st March, 2023
Secured		
Term Loans From Banks		
Rupee Loans	61,378	33,374
Vehicle Loans	494	579
TOTAL	61,872	33,953



NOTES TO CONSOLIDATED FINANCIAL STATEMENTS
FOR THE YEAR ENDED 31ST MARCH, 2024 (CONTD.)

22.1 All Term Loans from banks (including current maturities) except vehicle loan are secured by a joint equitable mortgage by deposit of title deeds in respect of all immovable properties and first hypothecation of the entire moveable properties of the Company, both present and future (save and except book debts) subject to prior charges created/to be created in favour of bankers for securing working capital borrowing, ranking pari-passu with the charges created / to be created in favour of other participating bankers. The above Term Loans are further secured by personal guarantee of directors of the Company.

22.2 Vehicle Loans (including current maturities) are secured by hypothecation of respective vehicle(s)

22.3 There is no default in repayment or interest of any loans on due dates.

AS AT 31ST MARCH, 2024

A) FLOATING RATE-CARRYING FLOATING INTEREST RATE 1 YR MCLR+ 0.35% TO 1.05%

(₹ in Lakhs)

Date of maturity	Outstanding as on 31 st March 2024			
	Total Outstanding	Long Term Maturity	Current Maturity	Instalments due after 31 st March 2024 (Qtrly)
(a) From Banks:				
30 June 2024	200	-	200	1
01 July 2025	1,350	538	812	5
30 June 2026	4,315	2,415	1,900	9
01 October 2028	1,564	1,373	191	18
01 January 2031	5,047	4,894	153	27
01 January 2033	3,432	3,432	-	32
01 January 2031	4,450	3,850	600	28
01 January 2032	10,150	10,000	150	31
01 January 2032	2,122	1,972	150	31
31 March 2032	12,739	12,149	590	31
01 January 2033	3,225	3,225	-	32
01 January 2032	3,950	3,800	150	31
31 March 2032	6,650	6,350	300	31
01 January 2033	127	127	-	32
Sub Total (A)	59,321	54,125	5,196	

B) CARRYING INTEREST RATE 6 MONTH MCLR+0.05 %

(₹ in Lakhs)

Date of maturity	Outstanding as on 31 st March 2024			
	Total Outstanding	Long Term Maturity	Current Maturity	Instalments due after 31 st March 2023 (Qtrly)
(a) From Banks:				
01 January 2033	7,253	7,253	-	32
Sub Total (B)	7,253	7,253	-	
Total (A+B)	66,574	61,378	5,196	

C) VEHICLE LOANS FROM BANKS

Carrying Fixed interest rate 6.80% to 10.05%

(₹ in Lakhs)

Particulars	Outstanding as on 31 st March 2024			
	Total Outstanding	Long Term Maturity	Current Maturity	Instalments due after 31 st March 2023 (Monthly)
From Banks	790	494	296	2-70
Sub Total (C)	790	494	296	
Total (A+B+C)	67,364	61,872	5,492	

NOTES TO CONSOLIDATED FINANCIAL STATEMENTS
FOR THE YEAR ENDED 31ST MARCH, 2024 (CONTD.)

As at 31st March, 2023

A) FLOATING RATE-CARRYING FLOATING INTEREST RATE MCLR+ 0.75% TO 3.90%

(₹ in Lakhs)

Date of maturity	Outstanding as on 31 st March 2023			
	Total Outstanding	Long Term Maturity	Current Maturity	Instalments due after 31 st March, 2023 (Qtrly)
(a) From Banks:				
20 March 2024	600	-	600	4
30 June 2024	1,000	200	800	5
01 July 2025	2,336	1,607	729	9
30 June 2026	6,115	4,315	1,800	13
01 November 2026	1,587	1,587	-	32
01 October 2028	1,789	1,620	169	22
01 January 2031	5,174	5,099	75	31
Sub Total (A)	18,601	14,428	4,173	

B) CARRYING INTEREST RATE 1 YR MCLR)

(₹ in Lakhs)

Date of maturity	Outstanding as on 31 st March 2023			
	Total Outstanding	Long Term Maturity	Current Maturity	Instalments due after 31 st March, 2023 (Qtrly)
(a) From Banks:				
01 January 2032	1,196	1,196	-	32
31 March 2032	4,065	4,065	-	32
Sub Total (B)	5,261	5,261	-	

C) CARRYING INTEREST RATE 1 YR MCLR+0.15 TO 0.70%)

(₹ in Lakhs)

Date of maturity	Outstanding as on 31 st March 2023			
	Total Outstanding	Long Term Maturity	Current Maturity	Instalments due after 31 st March, 2023 (Qtrly)
(a) From Banks:				
01 January 2031	5,000	4,450	550	32
01 January 2032	974	974	-	32
01 January 2032	8,037	8,037	-	32
31 March 2032	224	224	-	32
Sub Total (C)	14,235	13,685	550	
Total (A+B+C)	38,097	33,374	4,723	

D) VEHICLE LOANS FROM BANKS

CARRYING FIXED INTEREST RATE 6.85% TO 10.01%

(₹ in Lakhs)

Particulars	Outstanding as on 31 st March 2023			
	Total Outstanding	Long Term Maturity	Current Maturity	Instalments due after 31 st March, 2023 (Monthly)
From Banks	849	579	270	2-70
Sub Total ('D)	849	579	270	
Total (A+B+C+D)	38,946	33,953	4,993	

NOTES TO CONSOLIDATED FINANCIAL STATEMENTS
FOR THE YEAR ENDED 31ST MARCH, 2024 (CONTD.)**23 LEASE LIABILITY**

(₹ in Lakhs)

	As at 31 st March, 2024	As at 31 st March, 2023
Lease Liability	34	95
TOTAL	34	95

24 OTHER FINANCIAL LIABILITIES

(₹ in Lakhs)

	As at 31 st March, 2024	As at 31 st March, 2023
Value of Corporate Financial Guarantee*	-	1,011
TOTAL	-	1,011

*Corporate guarantee given on behalf of the Subsidiary Company

25 DEFERRED TAX LIABILITIES (NET)

(₹ in Lakhs)

	As at 31 st March, 2024	As at 31 st March, 2023
Deferred Tax Assets		
Accrued expenses allowable on payment basis	982	714
Allowance for Bad & Doubtful Debts	168	81
Related to Unabsorbed Depreciation & losses	145	
Total (A)	1,295	795
Deferred Tax Liabilities		
Related to Property, Plant and Equipment and Intangible Assets	4,942	4,265
Others	-	-
Total (B)	4,942	4,265
Deferred Tax Liabilities (Net) - (B)-(A)	3,647	3,470

(₹ in Lakhs)

MOVEMENT IN DEFERRED TAX BALANCES	As at 31 st March, 2023	Recognised in P&L	Recognised in OCI	As at 31 st March, 2024
A. (a) Deferred Tax Assets				
Accrued expenses allowable on payment basis	714	274	(6)	982
Allowance for Bad & Doubtful Debts	81	87	-	168
Related to Unabsorbed Depreciation & losses	-	145	-	145
Sub-Total (a)	795	506	(6)	1,295
(b) Deferred Tax Liabilities				
Property, plant and equipment: Impact of difference between tax depreciation and depreciation/amortisation for financial reporting	4,265	677	-	4,942
Fair value changes on derivatives designated as cash flow hedges	-	6	6	-
Sub-Total (b)	4,265	683	6	4,942
Deferred Tax Liabilities (Net) (b)-(a)	3,470	177	12	3,647



NOTES TO CONSOLIDATED FINANCIAL STATEMENTS
FOR THE YEAR ENDED 31ST MARCH, 2024 (CONTD.)

(₹ in Lakhs)

Movement in deferred tax balances	As at 31 st March, 2022	Recognised in P&L	Recognised in OCI	As at 31 st March, 2023
(a) Deferred Tax Assets				
Accrued expenses allowable on payment basis	237	504	(27)	714
Allowance for Bad & Doubtful Debts	71	10	-	81
Sub-Total (a)	308	514	(27)	795
(b) Deferred Tax Liabilities				
Property, plant and equipment: Impact of difference between tax depreciation and depreciation/amortisation for financial reporting	4,078	186	-	4,265
Fair value changes on derivatives designated as cash flow hedges	16	(19)	3	-
Sub-Total (b)	4,094	167	3	4,265
Deferred Tax Liabilities (Net) (b)-(a)	3,786	(347)	30	3,470

Amounts recognised in profit or loss

(₹ in Lakhs)

B. CURRENT TAX EXPENSE	As at 31 st March, 2024	As at 31 st March, 2023
Current Year	1,097	3,920
Earlier Years	(28)	(662)
	1,069	3,258
Deferred tax expense		
Origination and reversal of temporary differences	188	(346)
	188	(346)
Total Tax Expense	1,257	2,912

(₹ in Lakhs)

C. AMOUNTS RECOGNISED IN OTHER COMPREHENSIVE INCOME	For the Year Ended 31 st March, 2024		
	Before tax	Tax (Expense) / Income	Net of tax
Remeasurements of defined benefit liability	(24)	6	(18)
Fair value changes on derivatives designated as cash flow hedges	(23)	6	(17)
TOTAL	(47)	12	(35)

(₹ in Lakhs)

	For the Year Ended 31 st March, 2023		
	Before tax	Tax (Expense) / Income	Net of tax
Remeasurements of defined benefit liability	107	(27)	80
Fair value changes on derivatives designated as cash flow hedges	11	(3)	8
	118	(30)	88

NOTES TO CONSOLIDATED FINANCIAL STATEMENTS
FOR THE YEAR ENDED 31ST MARCH, 2024 (CONTD.)

(₹ in Lakhs)

D. THE INCOME TAX EXPENSES FOR THE YEAR RECONCILED TO THE ACCOUNTING PROFIT AS FOLLOWS :	2023-24	2022-23
Profit Before Tax	5,339	15,966
Applicable Tax Rate	25.17%	25.17%
Computed Tax Expense	1,344	4,019
Tax effect of :		
Exempted income / Items Considered Separately	38	69
Expenses Disallowed	3,130	2,493
Additional Allowances	(3,431)	(2,661)
Current Tax Provision (A)	1,081	3,920
Incremental Deferred Tax Liability on account of Tangible and Intangible Assets	188	(346)
Taxes recognised in Statement of Profit & Loss (B)	188	(346)
Net Taxes (A+B)	1,269	3,574
Effective Tax Rate	23.77%	22.38%

* The Company has opted for option u/s 115BAA of Income Tax Act, 1961 and accordingly tax liabilities has been provided under the aforesaid provision

26 PROVISIONS

(₹ in Lakhs)

	As at 31 st March, 2024	As at 31 st March, 2023
Provision for Gratuity	1,303	-
Provision for Leave Encashment	605	-
TOTAL	1,908	-

27 BORROWINGS

(₹ in Lakhs)

	As at 31 st March, 2024	As at 31 st March, 2023
Secured		
Loans Repayable on Demand from Banks		
Rupee Loans	16,976	33,836
Foreign Currency Loans	22,162	9,591
Current maturities of long term debts	5,492	4,993
TOTAL	44,630	48,420

27.1 Borrowings from Banks for working capital are secured by hypothecation of inventories and charge on book debts both present and future and second charge on all the immoveable and moveable Property, Plant & Equipment's of the Company. The above borrowing are further secured by personal guarantee of directors of the Company. There is no default in repayment or interest of any loans on due dates.

27.2 Rupee Loans carry floating interest rate from 9 % to 10 % per annum, computed monthly and payable on demand

27.3 Foreign Currency Loans carry floating interest rate Sofr+0.50 to 2.00% per annum, computed monthly and payable on demand



NOTES TO CONSOLIDATED FINANCIAL STATEMENTS
FOR THE YEAR ENDED 31ST MARCH, 2024 (CONTD.)

28 LEASE LIABILITY

(₹ in Lakhs)

	As at 31 st March, 2024	As at 31 st March, 2023
Lease Liability	60	165
TOTAL	60	165

29 TRADE PAYABLES (INCLUDE ACCEPTANCES)

(₹ in Lakhs)

	As at 31 st March, 2024	As at 31 st March, 2023
Total outstanding dues of Micro enterprises and Small enterprises (Refer Note No. 51)	2,030	1,182
Total outstanding dues of creditors other than micro enterprises and Small enterprises	4,858	5,915
Acceptances*	35,770	15,590
TOTAL	42,658	22,687

*Acceptances are arrangements where operational suppliers of goods and services are initially paid by banks/ financial institutions while the Company continues to recognise the liability till settlement with the banks/financial institutions, which are normally affected within a period of 120 days.

29.1 For aging schedule refer annexure 2

Annexure 2 of Note No - 29

Trade receivables aging schedule

As at 31 March 2024

(₹ in Lakhs)

Particulars	Outstanding from due date of payment					Total
	Unbilled	< 1 year	1-2 year	2-3 year	> 3 year	
Undisputed;						
Total outstanding dues of micro enterprises and small enterprises		2,030				2,030
Total outstanding dues of creditors other than micro enterprises and small enterprises	313	40,208	6	54	48	40,628
Disputed;						
Total	313	42,238	6	54	48	42,658
As at 31st March, 2023						
Undisputed;						
Total outstanding dues of micro enterprises and small enterprises		1,182				1,182
Total outstanding dues of creditors other than micro enterprises and small enterprises	710	20,607	115	53	20	21,505
Disputed;						
Total	710	21,789	115	53	20	22,687

NOTES TO CONSOLIDATED FINANCIAL STATEMENTS
FOR THE YEAR ENDED 31ST MARCH, 2024 (CONTD.)**30 OTHER FINANCIAL LIABILITIES**

(₹ in Lakhs)

	As at 31 st March, 2024	As at 31 st March, 2023
Interest accrued but not due on borrowings	76	89
Unpaid Dividends #	15	20
Creditors for Capital Expenditure*	1,203	3,949
Security Deposit	786	590
Liability towards Staff and Workers	2,434	2,184
Commission Payable on Sales	2,235	1,653
Liabilities for Expenses \$	7,723	5,240
TOTAL	14,472	13,725
# There is no overdue amount to be credited to investor education & protection fund	-	-
* Include total outstanding dues of micro enterprises and small enterprises	427	174
\$ Include total outstanding dues of micro enterprises and small enterprises	60	39

31 OTHER CURRENT LIABILITIES

(₹ in Lakhs)

	As at 31 st March, 2024	As at 31 st March, 2023
Advance from Customers	2,982	816
Liabilities for Expenses	20	40
Statutory Dues	721	1,030
TOTAL	3,723	1,886

32 PROVISIONS

(₹ in Lakhs)

	As at 31 st March, 2024	As at 31 st March, 2023
Provision for Gratuity	743	2,139
Provision for Leave Encashment	714	192
TOTAL	1,457	2,331

NOTES TO CONSOLIDATED FINANCIAL STATEMENTS
FOR THE YEAR ENDED 31ST MARCH, 2024 (CONTD.)

33 REVENUE FROM OPERATIONS

	(₹ in Lakhs)	
	2023-24	2022-23
Sale of Products/ Income from Services	2,62,806	2,71,230
TOTAL	2,62,806	2,71,230

	(₹ in Lakhs)	
PARTICULARS OF SALE OF PRODUCTS/SERVICES	2023-24	2022-23
a) Sale of Products		
Finished Goods	2,36,659	2,51,432
Traded Goods	9,112	4,440
TOTAL	2,45,771	2,55,872
b) Sale of Services		
Job Processing	9,259	9,764
TOTAL	9,259	9,764
c) Other Operating Revenues		
Sale of Waste	3,124	2,211
Export Benefits / Incentives	4,651	3,383
TOTAL	7,775	5,594
TOTAL (a+b+c)	2,62,806	2,71,230

34 OTHER INCOME

	(₹ in Lakhs)	
	2023-24	2022-23
Interest Income on Financial Assets at amortised cost		
from Customers	199	233
from Others	308	345
Other Non-Operating Income		
Insurance Claim	110	358
Rent	153	27
Net Gain on Foreign Currency Fluctuation	129	-
Profit on Sale of Property, Plant & Equipment (Net)	39	722
Renewable Energy Certification	5	-
Profit on sale of Mutual fund investment	298	-
Miscellaneous Receipts	39	29
TOTAL	1,279	1,714

NOTES TO CONSOLIDATED FINANCIAL STATEMENTS
FOR THE YEAR ENDED 31ST MARCH, 2024 (CONTD.)**35 COST OF MATERIALS CONSUMED**

(₹ in Lakhs)

	2023-24	2022-23
Raw Materials Consumed	1,42,634	1,45,039
Consumption of Dyes & Chemicals	11,391	12,699
TOTAL	1,54,025	1,57,738

36 PURCHASES OF STOCK IN TRADE

(₹ in Lakhs)

	2023-24	2022-23
Stock in Trade – Yarn	45	71
Stock in Trade – Fabric	3,037	4,848
Stock in Trade – Seamless Garments	783	155
TOTAL	3,865	5,074

37 CHANGES IN INVENTORIES OF FINISHED GOODS, WORK-IN-PROGRESS AND STOCK-IN-TRADE

(₹ in Lakhs)

	2023-24	2022-23
Inventories at the end of the year		
Finished Goods	26,376	24,062
Work-in-Progress	9,432	9,434
	35,808	33,496
Inventories at the beginning of the year		
Finished Goods	24,062	16,202
Work-in-Progress	9,434	7,817
	33,496	24,019
(INCREASE) / DECREASE IN INVENTORY	(2,312)	(9,477)

NOTES TO CONSOLIDATED FINANCIAL STATEMENTS FOR THE YEAR ENDED 31ST MARCH, 2024 (CONTD.)

38 EMPLOYEE BENEFITS EXPENSE

(₹ in Lakhs)

	2023-24	2022-23
Salaries and Wages*	23,696	21,218
Contribution to Provident and Other Funds	1,902	1,553
Staff Welfare Expenses	180	352
TOTAL	25,778	23,123

*Excludes ₹ 295 Lakhs (previous year ₹ 1075 Lakhs) considered under Exceptional Items (Refer Note No -43)

39 FINANCE COSTS

(₹ in Lakhs)

	2023-24	2022-23
Interest Expenses	6,498	4,790
Other Borrowing Costs	645	601
TOTAL	7,143	5,391
Net of interest Capitalised (Refer note no. 3)	1,375	308
Net of interest Subsidy (TUF /RIPS)	1,067	313

40 DEPRECIATION AND AMORTISATION EXPENSE

	2023-24	2022-23
Depreciations on Tangible Assets and Right of Use Assets	9,568	7,831
Amortisation of Intangible Assets	113	108
TOTAL	9,681	7,939

41 POWER & FUEL

(₹ in Lakhs)

	2023-24	2022-23
Power and Fuel Expenses	29,935	30,232
TOTAL	29,935	30,232



NOTES TO CONSOLIDATED FINANCIAL STATEMENTS
FOR THE YEAR ENDED 31ST MARCH, 2024 (CONTD.)

42 OTHER EXPENSES

(₹ in Lakhs)

	2023-24	2022-23
A. Manufacturing Expenses		
Stores & Spares Consumed	3,994	4,307
Packing Material Consumed	3,252	3,209
Processing and Job Charges	4,087	6,439
Repairs To : Plant & Machinery	670	469
Repairs To : Building	145	225
Repairs To : Others	80	69
Misc. Manufacturing Expenses	2,808	2,652
Sub Total (A)	15,035	17,370
B. Administrative Expenses		
Rent (including short term lease rent)	241	174
Rates & Taxes	166	145
Payments to Auditors : For Statutory Audit Fees	27	31
For Certifications	-	0
Reimbursement of Expenses	7	2
Cost Audit Fees	2	1
Insurance Premium	842	701
Directors' Travelling	171	147
Travelling & Conveyance	386	365
Telephone & Postage	382	257
Directors' Remuneration*	973	1,200
Printing & Stationery	54	64
Legal & Professional Fees	481	615
Vehicle Running & Maintenance	582	573
Director's Sitting Fees	23	26
Charity and Donations	22	10
Advances Written Off	383	454
Miscellaneous Expenses	556	829
Contribution towards CSR (Refer Note No. 60)	228	147
Sub Total (B)	5,526	5,741
*Excludes ₹ 369 Lakhs (previous year ₹ 1345 Lakhs) considered under Exceptional Items (Refer Note No -43)		
C. Selling & Distribution Expenses		
Sales Commission & Brokerage	3,531	3,308
Freight, Octroi and Other Selling Expenses	5,557	5,778
Bad Debts Provision / Written Off **	318	274
Sub Total (C)	9,406	9,360
D. Other Expenses		
Loss on Foreign Currency Fluctuation (Net)	-	1,912
Sub Total (D)	-	1,912
TOTAL (A+B+C+D)	29,967	34,383

**Provision for Bad Debts written off ₹ 318 Lakh and net-off recovery of ₹ 26 Lakhs during the year. (Previous Year ₹ 274 Lakhs) out of Provision for Trade Receivables



NOTES TO CONSOLIDATED FINANCIAL STATEMENTS FOR THE YEAR ENDED 31ST MARCH, 2024 (CONTD.)

43 EXCEPTIONAL ITEMS

	(₹ in Lakhs)	
	2023-24	2022-23
(i) Impairment Loss on Assets classified as held for sale*	-	150
(ii) Proportional cost of Sweat equity Shares charged to the Statement of Profit and Loss during the year **	664	1,138
(iii) Withholding tax on the total value of Sweat equity shares	-	1,283
(iv) Impairment of Investments	-	4
TOTAL	664	2,575

*The Impairment loss is on account of Assets classified as held for sale being valued Recoverable amount since its Recoverable amount is lower than its Carrying amount. The difference between the same has been shown as Impairment Loss in accordance with Ind AS 36.

**The Company has issued Sweat Equity Shares during the Previous year in accordance with SEBI (Share Based Employee Benefits and Sweat Equity) Regulations 2021, 11,25,000 equity shares of ₹ 10 each (fully paid-up) at the premium of ₹ 327.18 per equity share to Executive Director & Chief Business Strategist as per Board Resolution dated 17th June, 2022 & as approved by the Shareholders in their Extra Ordinary General Meeting held on dated 16th July, 2022. The total value of equity shares issued amount to ₹ 3,793 Lakhs out of the above ₹ 1,138 Lakhs was charged to the statement of Profit & Loss during the year ended 31st March, 2023 and balance amount is to be amortised over a period of 4 years. Accordingly ₹ 664 Lakhs is charged to the statement of Profit & Loss during the year. Also refer note 47 - issue of sweat equity shares

44 OTHER COMPREHENSIVE INCOME

	(₹ in Lakhs)	
	2023-24	2022-23
Items that will not be reclassified to profit or loss		
Remeasurement of defined benefit plans	(24)	107
Tax relating to remeasurement of defined benefit plans	6	(27)
Sub Total (A)	(18)	80
Items that will be reclassified to profit or loss		
Fair value changes on derivatives designated as cash flow hedges	(23)	11
Tax on items that will be reclassified subsequently to Profit & Loss	6	(3)
Sub Total (B)	(17)	8
TOTAL (A+B)	(35)	88

45 EARNINGS PER SHARE (EPS)

	(₹ in Lakhs)	
	2023-24	2022-23
i) Net Profit after tax as per Statement of Profit and Loss attributable to Equity Shareholders	4,746	15,629
Less : Exceptional Items	664	2,575
Net Profit after Exceptional Items	4,082	13,054
ii) Weighted Average number of equity shares used as denominator for calculating EPS	4,97,32,312	4,43,82,860
iii) Weighted Average number of equity shares used as denominator for calculating Diluted EPS	-	35,03,087
iv) Basic Earnings per share (Before exceptional items)	9.55	35.21
v) Basic Earnings per share (After exceptional items)	8.21	29.41
vi) Diluted Earnings per share (Before exceptional items)	9.55	32.64
vii) Diluted Earnings per share (After exceptional items)	8.21	27.26
viii) Face Value per equity share (₹)	10	10



**NOTES TO CONSOLIDATED FINANCIAL STATEMENTS
FOR THE YEAR ENDED 31ST MARCH, 2024 (CONTD.)**

46 The Company had undertaken a Toll user collection contract with National High Way Authority of India (NHAI) for Ushaka Toll Plaza on N.H. No. 25. Due to Dispute with NHAI the contract was terminated and the matter was referred to arbitration. The Arbitrator had given the award in favour of the Company during F.Y. 2015-16 which was disputed by NHAI and filed an appeal against the same with the single bench of Delhi High Court, which referred the matter back for arbitration. The Company has objected to the above decision before the division bench of Delhi High Court and filed an appeal to stay the order. The Delhi High Court has admitted the appeal and stayed the said order.

Based on the legal provisions and the facts, the management is of the opinion that the Company would be successful in its claim for recovery of the dispute amount. The other current financial asset includes the above claim.

47 ISSUE OF SWEAT EQUITY SHARES

Particulars	As at 31 st March, 2024	As at 31 st March, 2023
During the year, 11,25,000 Equity Shares were allotted to the Executive Director and the Chief Business Strategist as per the Board resolution dated 17 th June, 2022 and as approved by the Shareholders in their extra ordinary general meeting held on 16 th July, 2022 as under:		
(a) Number of Sweat equity Shares issued as per the above approval		
(i) Mr. Vinod Kumar Sodani (Executive Director)		6,25,000
(ii) Mr. Pranal Modani (Chief Business Strategist)		5,00,000
(b) Share value adopted as per the valuer's report based on Trading days volume weighted average price in accordance with the SEBI (Share based Employee Benefits and Equity) Regulations 2021.		₹ 337.18 per Equity share
(c) Value of Equity Shares issued and allotted:		
(i) Mr. Vinod Kumar Sodani (Executive Director) ₹ in Lakhs		2,107
(ii) Mr. Pranal Modani (Chief Business Strategist) ₹ in Lakhs		1,686
(d) Withholding tax absorbed by the Company on the above value under section 192 of the Income Tax Act, 1961 (₹ in Lakhs)		1,282
(e) Proportional value of the above Sweat equity and withholding tax charged to the profit and loss statement as an exceptional item (Refer Note No 43) (₹ in Lakhs)	664	1,138
(f) Balance amount deferred to be amortised in 3 equal installments during subsequent years. (Refer Note No 44) (₹ in Lakhs)	1,991	2,655

48 EMPLOYEES STOCK OPTION SCHEME 2022

Particulars	As at 31 st March, 2024	As at 31 st March, 2023
During the Previous year, the Company had formulated an Employees Stock Option Scheme 2022 (ESOP 2022). The employees of the Company and its subsidiaries are eligible for the options as per the scheme. The terms and conditions of the above scheme is as under:		
(a) Terms on which ESOPs are to be issued:		
(i) The grant of options to the employees under the above ESOP 2022 are linked to the performance and other eligibility criteria of the employees.		
(ii) The suggested options which can be allowed as per the proposed scheme, subject to the discretion of the management and fulfilment of certain conditions are as under:		
At the end of the first year from the grant date - 10% of the option granted		
At the end of the second year from the grant date - 10% of the option granted		
At the end of the third year from the grant date - 15% of the option granted		
At the end of the fourth year from the grant date - 20% of the option granted		
At the end of the fifth year from the grant date - 20% of the option granted		
At the end of the sixth year from the grant date - 25% of the option granted		



NOTES TO CONSOLIDATED FINANCIAL STATEMENTS
FOR THE YEAR ENDED 31ST MARCH, 2024 (CONTD.)

Particulars	As at 31 st March, 2024	As at 31 st March, 2023
(iii) Vesting would be subject to continue employment of the grantee		
(iv) Options can be exercised either wholly or partly at any time within a maximum period of 3 years from the date of respective vesting, through cash mechanism after submitting the exercise application along with the amount due thereon. The grant and would be settled by way of issue of equity shares. Management has discretion to modify the exercise period. The committee may allow a discount for exercise price but in such case the exercise will not go below the par value of the shares. The tax as applicable would be chargeable by the employee		
(b) The other details of the grants under the aforesaid scheme are summarised below:		
(I) Number of stock options during the year		
(i) Grant price - (a) on the basis of average market purchase price if shares so granted are acquired from the secondary market (b) otherwise the market price if issued as fresh shares by the Company		
(ii) Grant dates - will be decided by the committee appointed for this purpose		
(iii) Vesting commences - On issue of grant letter by the Company		
(iv) Options granted and outstanding at the beginning of the year	3,39,000	Nil
(vi) Options granted	1,31,500	4,27,500
(v) Options lapsed	69,250	88,500
(vii) Options exercised	22,200	Nil
(viii) Options granted and outstanding at the end of the year, of which	3,79,050	3,39,000
(a) Options vested	33,900	NIL
(b) Options yet to vest	3,45,150	3,39,000
(II) Weighted exercisable price for the stock options during the year		
(i) Grant price	₹ 329.55	₹ 266.70
(ii) Grant dates	3 rd Feb 2024	1 st Aug 2022
(iii) Vesting commences (Dates)	3 rd Feb 2024	1 st Aug 2023
(c) (i) In respect of stock options granted pursuant to the Company's stock options schemes, the fair value of the options is treated as discount and accounted as employee compensation over the vesting period."	NIL	NIL
(ii) Expense on Employee Stock Option Schemes debited to the Statement of Profit and Loss during the year (net of recoveries of Nil (previous year: Nil) from its group companies towards the stock options granted to deputed employees, pursuant to the employee stock option schemes	NIL	NIL
The entire amount pertains to equity-settled employee share-based payment plans.		
(d) The recovery of any amount from its subsidiary companies towards the stock options granted to their employees, pursuant to the employee stock option schemes	NIL	NIL
(g) For the implementation of the ESOP 2022, the Company has established "Sangam Employees Welfare Trust". The ESOP scheme shall be implemented through this trust. (Also refer Note No 18)		

**NOTES TO CONSOLIDATED FINANCIAL STATEMENTS
FOR THE YEAR ENDED 31ST MARCH, 2024 (CONTD.)**
49 DISCLOSURES REQUIRED UNDER SECTION 22 OF THE MICRO, SMALL AND MEDIUM ENTERPRISES DEVELOPMENT ACT, 2006

Particulars	(₹ in Lakhs)	
	As at 31 st March, 2024	As at 31 st March, 2023
The principal amount and the interest due thereon remaining unpaid to any supplier as at the end of each accounting year	2088	1221
- Principal amount due to micro and small enterprises*	-	-
- Interest due on above	-	-
The amount of interest paid by the buyer in terms of Section 16 of the MSMED Act 2006 along with the amounts of the payment made to the supplier beyond the appointed day during each accounting year.	-	-
The amount of interest due and payable for the period of delay in making payment (which have been paid but beyond the appointed day during the year) but without adding the interest specified under the MSMED Act 2006	-	-
The amount of interest accrued and remaining unpaid at the end of each accounting year.	-	-
The amount of further interest remaining due and payable even in the succeeding years, until such date when the interest due as above are actually paid to the small enterprise for the purpose of disallowance as a deductible expenditure under Section 23 of the MSMED Act 2006		
The figures have been disclosed on the basis of information received from suppliers who have registered themselves under the Micro, Small and Medium Enterprises Development Act, 2006 (MSMED Act, 2006) and/or based on the information available with the Company. Further, no interest during the year has been paid or payable under the provisions of the MSMED Act, 2006.		
* Include total outstanding dues of micro enterprises and small enterprises of ₹ 2030 Lakhs (Previous Year ₹ 1182 Lakhs) included in Trade Payables.		
* Include total outstanding dues of micro enterprises and small enterprises of ₹60 Lakhs (Previous Year ₹ 39 Lakhs) in other liabilities under the other current financial liabilities.		

50 CONTINGENT LIABILITIES AND COMMITMENTS

	(₹ in Lakhs)	
	2023-24	2022-23
(I) Contingent Liabilities:		
(a) Guarantees:		
Outstanding Bank Guarantees (Excluding Financial Guarantees)	1004	617
(b) Other Money for which the Company is contingently liable:		
1. Stamp Duty dispute pending with Rajasthan High Court, Jodhpur under Rajasthan Stamp Duty Act, 1998.	-	64
2. Dispute of Fixed Charges recovery pending with APTEL, New Delhi under Electricity Act, 2003.	42	42
3. Disputed VAT Liabilities under The Rajasthan Value Added Tax Act, 2003 in respect of :		
4. Disputes on various tolls for which company is contingently liable.	243	243
(II) Commitments:		
(a) Estimated amount of contracts remaining to be executed on capital and not provided for.	20,124	17,096
(b) In respect of Capital goods imported at the concessional rate of duty under the Export Promotion Capital goods scheme, the Company has approximate exports obligations which is required to be met at the different due dates before 31 st March, 2029. In the event of non-fulfilment of these export obligation, the Company will be liable to pay customs duties and penalties, as applicable.	25,402	24,492



NOTES TO CONSOLIDATED FINANCIAL STATEMENTS FOR THE YEAR ENDED 31ST MARCH, 2024 (CONTD.)

51 DISCLOSURE OF RELATED PARTY TRANSACTIONS PURSUANT TO IND AS 24 "RELATED PARTY DISCLOSURES".

(A) Details of Related Parties

1 Key Managerial Personnel (KMP)

Mr. R.P.Soni	Chairman
Dr. S.N.Modani	Vice Chairman
Mr. V.K.Sodani	Executive Director
Mr. Anurag Soni	Managing Director (Chief Financial officer and director upto 10 th Aug 2023, Managing director w.e.f.10 th Aug 2023)
Mr. A.K.Jain	Company Secretary (Up to date 09 Feb. 2024)
Mr. S.R.Dakhera	Chief Financial Officer (w.e.f. 10 th Aug 2023)

2 Non Executive Director/ Independent Director

Mr. Achintya Karati
Mr. T.K.Mukhopadhyay
Ms. Jyoti Sharma (upto 3 rd Aug 2023)
Ms. Aparna Sahay (w.e.f. 26 th Oct. 2023)
Mr. Yaduvendra Mathur
Mr. Sudhir Maheshwari

3 Relatives of KMP (with whom transactions held during the year)

Ms. Radha Devi Soni
Ms. Mamta Modani
Ms. Archana Sodani
Ms. Antima Bass
Mr. Pranal Modani
Ms. Palak Modani

Ms. Krippie Soni
Ms. Sakshi Modani
Ms. Mihika Sodani
Ms. Sunita Dakhera (w.e.f.10 th Aug.2023)

4 Enterprises over which KMP have significant influence

Sangam E-com Limited
Raj Rajeshwar Enterprises Pvt.Limited
Laddha Construction Company Pvt.Limited
Mr. R.P.Soni HUF
M/s Badri Lal Soni Charitable Trust
M/s Kesar Bai Soni Charitable Trust
Sangam Business Credit Limited
Sangam Rise Foundation
Sangam Ananya Developers Private Limited
Keti Sangam Infrastructure (India) Limited
Sangam Lifespaces Limited
Sangam Finserv Limited
Sangam Shutings Private Limited
Virgo Shutings Private Limited
Sarvodaya Holdings Private Limited
Kalyan Sangam Infratech Limited
Saptrishi Commercial Company Limited
Sangam Sai Ananya Developers Private Limited
Sangam Horticulture Private Limited
Bhilwara Estates Private Limited
Sangam Farmstead Private Limited



NOTES TO CONSOLIDATED FINANCIAL STATEMENTS
FOR THE YEAR ENDED 31ST MARCH, 2024 (CONTD.)

(B) Disclosure of related party transactions:

		₹ in Lakhs	
S. No.	Nature of transaction/relationship/major parties	2023-2024	2022-2023
		Amount	Amount
1	Purchase of goods & services		
	Sangam Farmstead Private Limited	10	-
2	Lease Liability Paid		
	Mr. Ram Pal Soni	13	12
	Mr. Anurag Soni	13	14
	Ms.Radha Devi Soni	76	69
	Ms.Mamta Modani	5	5
	Ms.Antima Bass	13	12
	Ms.Krippie Soni	26	25
	R.P.Soni HUF	13	12
	Laddha Construction Company Pvt. Limited	43	40
3	Insurance paid		
	Dr.S.N.Modani	14	14
	Mr. V.K.Sodani	22	27
	Mr. Anurag Soni	17	42
	Sh.Pranal Modani	10	-
4	Compensation paid to key management personnel:		
	Remuneration		
	(1) Short-term employment benefits / Salary		
	(i) Key Managerial Personnel		
	Mr. R.P.Soni	387	293
	Dr.S.N.Modani	187	164
	Mr. V.K.Sodani	106	102
	Mr. Anurag Soni	89	72
	Mr. A.K.Jain	8	9
	Sh. S.R. Dakhera	22	-
	(ii) Relatives of Key Managerial Personnel		
	Ms. Mamta Modani	48	48
	Ms. Archana Sodani	24	24
	Mr. Pranal Modani	55	47
	Ms. Palak Modani	11	11
	Ms. Sakshi Modani	8	104
	Ms. Mihika Sodani	32	113
	Ms. Sunita Dakhera	12	-
	(2) Director Sitting fees		
	Mr. Achintya Karati	6	7
	Mr. T.K.Mukhopadhyay	7	9
	Ms Jyoti sharma	-	4
	Ms. Aparna Sahay	1	-
	Mr. Yaduvendra Mathur	6	5
	Mr. Sudhir Maheshwari	3	1
	(3) Commission		
	Mr. R.P.Soni	73	193
	Dr. S.N.Modani	-	94
	Mr. V.K.Sodani	63	74
	Mr. Anurag Soni	73	193
	Mr. Pranal Modani	24	16



NOTES TO CONSOLIDATED FINANCIAL STATEMENTS
FOR THE YEAR ENDED 31ST MARCH, 2024 (CONTD.)

₹ in Lakhs

S. No.	Nature of transaction/relationship/major parties	2023-2024	2022-2023
		Amount	Amount
(4)	Value of sweat equity share considered as Exceptional items		
	Mr. V.K.Sodani	369	1,345
	Mr. Pranal Modani	295	1,075
(5)	Equity share capital (including premium)		
	Sweat equity shares		
	Mr. V.K.Sodani	-	2,107
	Mr. Pranal Modani	-	1,686
5	Expenditure Incurred in CSR		
	(i) M/S Badri Lal Soni Charitable Trust	86	60
	(ii) M/S Kesar Bai Soni Charitable Trust	11	11

(C) Amount due to / from related parties:

S. No.	Nature of transaction/relationship/major parties	2023-2024	2022-2023
		Amount	Amount
1	Security Deposit given against property taken on lease for business purpose		
	Mr. Ram Pal Soni	250	250
	Mr. Anurag Soni	150	150
	Ms. Radha Devi Soni	550	550
	Ms. Antima Bass	150	150
	Ms. Krippie Soni	100	100
	R.P.Soni HUF	200	200
	Laddha Construction Company Pvt. Limited	300	300
2	Other Payables		
	Lease Liabilities		
	Mr. Ram Pal Soni	-	2
	Mr. Anurag Soni	-	1
	Ms. Radha Devi Soni	-	7
	Ms. Mamta Modani	-	0
	Ms. Antima Bass	-	1
	Ms. Krippie Soni	-	3
	R.P.Soni HUF	-	1
	Laddha Construction Company Pvt Limited	-	5
	Sangam Farmstead Private Limited	0	-
	Consultancy Fees (Relative of KMP)		
	Ms. Mamta Modani	-	4
	Ms. Archana Sodani	-	2
	Director's Sitting Fees		
	Mr. Sudhir Maheshwari	3	1

**NOTES TO CONSOLIDATED FINANCIAL STATEMENTS
FOR THE YEAR ENDED 31ST MARCH, 2024 (CONTD.)**
52 EMPLOYEE BENEFITS

The Company contributes to the following post-employment defined benefit plans in India.

(i) Defined Contribution Plans:

The Company makes contributions towards provident fund to a defined contribution retirement benefit plan for qualifying employees. Under the plan, the Company is required to contribute a specified percentage of payroll cost to the retirement benefit plan to fund the benefits.

(₹ in Lakhs)

	For the year ended	
	31 st March, 2024	31 st March, 2023
Contribution to government Provident Fund	1,429	1,168

(ii) Defined Benefit Plan:

The Company provides for gratuity for employees in India as per the Payment of Gratuity Act, 1972. Employees who are in continuous service for a period of 5 years are eligible for gratuity. The amount of gratuity payable on retirement/ termination is the employees last drawn basic salary per month computed proportionately for 15 days salary multiplied for the number of years of service. Gratuity liability is being contributed to the gratuity fund formed by the Company. Company makes contributions to Group Gratuity Schemes administrated by the LIC of India.

Other long term employee benefit plans
Compensated absences

Every employee is entitled to paid leave as per the Company's policies. The employees are allowed to avail leave and carry forward a specified number of days, the same is encashable during the service period and at the time of separation from the Company or retirement, whichever is earlier.

The most recent actuarial valuation of plan assets and the present value of the defined benefit obligation for gratuity were carried out as at 31st March, 2024. The present value of the defined benefit obligations and the related current service cost and past service cost, were measured using the Projected Unit Credit Method.

A. BASED ON THE ACTUARIAL VALUATION OBTAINED IN THIS RESPECT, THE FOLLOWING TABLE SETS OUT THE STATUS OF THE GRATUITY PLAN AND THE AMOUNTS RECOGNISED IN THE COMPANY'S FINANCIAL STATEMENTS AS AT BALANCE SHEET DATE:

	Gratuity (Funded)		Leave encashment	
	31 st March, 2024	31 st March, 2023	31 st March, 2024	31 st March, 2023
Net defined benefit (liability) / asset	2,643	2,139	723	192
Non-current	1,303	-	605	-
Current	1,340	2,139	117	192

NOTES TO CONSOLIDATED FINANCIAL STATEMENTS
FOR THE YEAR ENDED 31ST MARCH, 2024 (CONTD.)

B. MOVEMENT IN NET DEFINED BENEFIT (ASSET) LIABILITY

The following table shows a reconciliation from the opening balances to the closing balances for net defined benefit (asset) liability and its components:

Particulars	Gratuity (Funded)						Leave Encashment (Funded)					
	31 st March, 2024			31 st March, 2023			31 st March, 2024			31 st March, 2023		
	Defined benefit obligation	Fair value of plan assets	Net defined benefit (asset)/ liability	Defined benefit obligation	Fair value of plan assets	Net defined benefit (asset)/ liability	Defined benefit obligation	Fair value of plan assets	Net defined benefit (asset)/ liability	Defined benefit obligation	Fair value of plan assets	Net defined benefit (asset)/ liability
Balance as at 1 st April, 2023	2,613	474	2,139	2,283	487	1,796	556	364	192	444	341	103
Balance as at 1 st April, 2023 (Amalgamating Company)	-	-	-	-	-	-	-	-	-	-	-	-
Included in profit or loss												
Current service cost	480	-	480	488	-	488	332	-	332	218	-	218
Interest cost (income)	156	-	156	154	-	154	41	-	41	31	-	31
	636	-	636	642	-	642	373	-	373	249	-	249
Included in OCI												
Remeasurements loss (gain)	-	-	-	-	-	-	-	-	-	-	-	-
- Actuarial loss (gain) arising from:												
- demographic assumptions	49	-	49	-	-	-	0	-	0	-	-	-
- financial assumptions	19	-	19	(48)	-	(48)	6	-	6	(11)	-	(11)
- experience adjustment	(55)	-	(55)	(64)	-	(64)	64	-	64	(126)	-	(126)
- on plan assets	-	(12)	12	-	(5)	5	-	-	-	(1)	(1)	1
	13	(12)	25	(112)	(5)	(107)	70	-	70	(137)	(1)	(136)
Other												
Contributions paid by the employer	-	157	(157)	-	159	(159)	-	-	-	-	-	-
Benefits paid	(373)	(373)	-	(200)	(200)	-	(267)	(356)	89	-	-	-
Expected Return on Plan Assets	-	-	-	-	33	(33)	-	-	-	-	24	(24)
	(373)	(216)	(157)	(200)	(8)	(192)	(267)	(356)	89	-	24	(24)
Balance as at 31st March, 2024	2,889	247	2,643	2,613	474	2,139	731	9	723	556	364	192

**NOTES TO CONSOLIDATED FINANCIAL STATEMENTS
FOR THE YEAR ENDED 31ST MARCH, 2024 (CONTD.)**
C. PLAN ASSETS

	31st March, 2024	31st March, 2023
Fund managed by insurer	100%	100%
	100%	100%

D. ACTUARIAL ASSUMPTIONS

The following were the principal actuarial assumptions at the reporting date (expressed as weighted averages).

	31st March, 2024	31st March, 2023
Discount rate	7.21%	7.29%
Expected rate of future salary increase	5.50%	5.50%
Mortality	100% of IALM (2012 - 14) Ult.	

Assumptions regarding future mortality have been based on published statistics and mortality tables.

E. SENSITIVITY ANALYSIS

Reasonably Possible Changes at the Reporting Date to One of the Relevant Actuarial Assumptions, Holding Other Assumptions Constant, Would Have Affected the Defined Benefit Obligation By the Amounts Shown Below.

(₹ in Lakhs)

	Gratuity				Leave encashment			
	31st March, 2024		31st March, 2023		31st March, 2024		31st March, 2023	
	Increase	Decrease	Increase	Decrease	Increase	Decrease	Increase	Decrease
Discount rate (1% movement)	219	259	2,384	2,888	76	64	504	619
Expected rate of future salary increase (1% movement)	261	224	2,887	2,381	76	65	619	504

Sensitivities due to mortality & withdrawals are insignificant & hence ignored. Sensitivities as to rate of inflation, rate of increase of pensions in payment, rate of increase of pensions before retirement & life expectancy are not applicable being a lump sum benefit on retirement.

Although the analysis does not take account of the full distribution of cash flows expected under the plan, it does provide an approximation of the sensitivity of the assumptions shown.

F. DESCRIPTION OF RISK EXPOSURES:

Valuations are based on certain assumptions, which are dynamic in nature and vary over time. As such company is exposed to various risks as follow -

- A) Salary Increases** - Actual salary increases will increase the Plan's liability. Increase in salary increase rate assumption in future valuations will also increase the liability.
- B) Investment Risk** - If Plan is funded then assets liabilities mismatch & actual investment return on assets lower than the discount rate assumed at the last valuation date can impact the liability.
- C) Discount Rate:** Reduction in discount rate in subsequent valuations can increase the plan's liability.
- D) Mortality & disability** - Actual deaths & disability cases proving lower or higher than assumed in the valuation can impact the liabilities.
- E) Withdrawals** - Actual withdrawals proving higher or lower than assumed withdrawals and change of withdrawal rates at subsequent valuations can impact Plan's liability.



NOTES TO CONSOLIDATED FINANCIAL STATEMENTS
FOR THE YEAR ENDED 31ST MARCH, 2024 (CONTD.)

G. EXPECTED MATURITY ANALYSIS OF THE UNDISCOUNTED GRATUITY BENEFITS IS AS FOLLOWS

(₹ in Lakhs)

Particulars	As at	As at
	31 st March, 2024	31 st March, 2023
Duration of defined benefit payments		
Less than 1 year	601	418
Between 1-2 years	106	118
Between 2-5 years	545	467
Over 5 years	5,104	925
Total	6,356	1,928

The weighted average duration of the defined benefit plan obligation at the end of the reporting period is 10.00 years (31st March, 2023 : 18.14 years)

53 FINANCIAL INSTRUMENTS – FAIR VALUES AND RISK MANAGEMENT

I. Fair value measurements Hierarchy

(₹ in Lakhs)

Particulars	As at 31 st March, 2024				As at 31 st March, 2023			
	Carrying Amount	Level 1	Level 2	Level 3	Carrying Amount	Level 1	Level 2	Level 3
Financial Assets								
At Amortised Cost								
Non current - Investments	75	-	-	-	75	-	-	-
Other Non-Current Financial Assets	2,749	-	-	-	3,099	-	-	-
Current-Assets								
Trade Receivables	44,840	-	-	-	35,282	-	-	-
Cash and Cash Equivalents	17	-	-	-	20	-	-	-
Bank Balances other than above	2,810	-	-	-	2,777	-	-	-
Other Current Financial Assets	6,805	-	-	-	5,608	-	-	-
Total (A)	57,296	-	-	-	46,861	-	-	-
Investment in Mutual fund measured at fair value through profit and loss	1,027	1,027	-	-	686	686	-	-
Total (B)	1,027	1,027	-	-	686	686	-	-
Total (A+B)	58,323	1,027	-	-	47,547	686	-	-
Financial Liabilities								
At Amortised Cost								
Borrowings - Non Current	61,872	-	-	-	33,953	-	-	-
Lease Liabilities - Non Current	34	-	-	-	95	-	-	-
Other Financial Liabilities -Non Current	-	-	-	-	1,011	-	-	-
Lease Liabilities - Current	60	-	-	-	165	-	-	-
Borrowings - Currents	44,630	-	-	-	48,420	-	-	-
Trade Payables	42,658	-	-	-	22,687	-	-	-
Other Current Financial Liabilities	14,472	-	-	-	13,715	-	-	-
At Fair Value through P&L								
Other Current Financial Liabilities	-	-	-	-	(14)	-	(14)	-
At Fair Value through OCI								
Other Current Financial Liabilities	-	-	-	-	24	-	24	-
	1,63,726	1,027	-	-	1,20,056	686	10	-

Level 1: Level 1 hierarchy includes financial instruments measured using quoted prices. This includes listed equity instruments, traded bonds and mutual funds that have quoted price. The fair value of all equity instruments (including bonds) which are traded in the stock exchanges is valued using the closing price as at the reporting period.

NOTES TO CONSOLIDATED FINANCIAL STATEMENTS FOR THE YEAR ENDED 31ST MARCH, 2024 (CONTD.)

Level 2: The fair value of financial instruments that are not traded in an active market (for example, traded bonds, over-the-counter derivatives) is determined using valuation techniques which maximise the use of observable market data and rely as little as possible on entity-specific estimates. If all significant inputs required to fair value an instrument are observable, the instrument is included in level 2.

Level 3: If one or more of the significant inputs is not based on observable market data, the instrument is included in level 3.

II. Financial risk management

The Company has exposure to the following risks arising from financial instruments:

- credit risk;
- liquidity risk; and
- market risk

I. RISK MANAGEMENT FRAMEWORK

The Company's board of directors has overall responsibility for the establishment and oversight of the Company's risk management framework. The board of directors has established the processes to ensure that executive management controls risks through the mechanism of property defined framework.

The Company's risk management policies are established to identify and analyse the risks faced by the Company, to set appropriate risk limits and controls and to monitor risks and adherence to limits. Risk management policies and systems are reviewed by the board annually to reflect changes in market conditions and the Company's activities. The Company, through its training and management standards and procedures, aims to maintain a disciplined and constructive control environment in which all employees understand their roles and obligations.

The Company's Audit Committee oversees compliance with the Company's risk management policies and procedures, and reviews the adequacy of the risk management framework in relation to the risks faced by the Company. The Audit Committee is assisted in its oversight role by Internal Audit. Internal Audit undertakes both regular and ad hoc reviews of risk management controls and procedures, the results of which are reported to the Audit Committee.

II. CREDIT RISK

Credit risk is the risk of financial loss to the Company if a customer or counterparty to a financial instrument fails to meet its contractual obligations, and arises principally from the Company's receivables from customers and investments in debt securities.

The carrying amount of financial assets represents the maximum credit exposure. The Company monitor credit risk very closely both in domestic and export market. The Management impact analysis shows credit risk and impact assessment as low.

Trade and other receivables

The Company's exposure to credit risk is influenced mainly by the individual characteristics of each customer. However, management also considers the factors that may influence the credit risk of its customer base, including the default risk of the industry and country in which customers operate.

The Company Management has established a credit policy under which each new customer is analysed individually for creditworthiness before the Company's standard payment and delivery terms and conditions are offered. The Company's review includes market check, industry feedback, past financials and external ratings, if they are available, and in some cases bank references.

The Company establishes an allowance for impairment that represents its expected credit losses in respect of trade and other receivables. The management uses a simplified approach for the purpose of computation of expected credit loss for trade receivables.

NOTES TO CONSOLIDATED FINANCIAL STATEMENTS FOR THE YEAR ENDED 31ST MARCH, 2024 (CONTD.)

The Company's exposure to credit risk is influenced mainly by the individual characteristics of each customer. However, management also considers the factors that may influence the credit risk of its customer base, including the default risk of the industry and country in which customers operate.

The gross carrying amount of trade receivables is ₹ 46149 Lakhs (31st March, 2023 – ₹ 35604 Lakhs).

A default on a financial asset is when counterparty fails to make payments within 60 days when it falls due.

Reconciliation of Loss Allowance Provision – Trade Receivables

(₹ in Lakhs)		
Particulars	31 st March, 2024	31 st March, 2023
Opening Balances	322	283
Impairment Loss Recognised	344	274
Amount written back	-	235
Closing balance	666	322

III. LIQUIDITY RISK

Liquidity risk is the risk that the Company will encounter difficulty in meeting the obligations associated with its financial liabilities that are settled by delivering cash or another financial asset. The Company's approach to managing liquidity is to ensure, as far as possible, that it will have sufficient liquidity to meet its liabilities when they are due, under both normal and stressed conditions, without incurring unacceptable losses or risking damage to the Company's reputation.

Prudent liquidity risk management implies maintaining sufficient cash and marketable securities and the cash flows generated from operations to meet obligations when due and to close out market positions. Due to the dynamic nature of the underlying businesses, the Company's treasury maintains flexibility in funding by maintaining availability under committed credit lines.

Management monitors rolling forecasts of the Company's liquidity position comprising the undrawn borrowing facilities and cash and cash equivalents on the basis of expected cash flows. This is generally carried out in accordance with practice and limits set by the Company. In addition, the Company's liquidity management policy involves projecting cash flows in major currencies and considering the level of liquid assets necessary to meet these, monitoring balance sheet liquidity ratios against internal and external regulatory requirements and maintaining debt financing plans.

(a) Maturities of financial liabilities

The following are the remaining contractual maturities of financial liabilities at the reporting date. The amounts are gross and undiscounted, and exclude contractual interest payments and the impact of netting agreements.

(₹ in Lakhs)					
Particulars	Carrying Amounts		Contractual cash flows		
	31 st March, 2024	Total	Within 1 Year	1–5 years	More than 5 years
NON-DERIVATIVE FINANCIAL LIABILITIES					
Borrowings - Non Current	61,872	61,872	-	42,412	19,460
Lease Liabilities - Non Current	34	34	-	34	-
Other Financial Liabilities -Non Current	-	-	-	-	-
Lease Liabilities - Current	60	60	60	-	-
Borrowings - Currents	44,630	44,630	44,630	-	-
Trade Payables	42,658	42,658	42,551	107	-
Other Current Financial Liabilities	14,472	14,472	14,472	-	-
Total non-derivative liabilities	1,63,726	1,63,726	1,01,713	42,553	19,460

**NOTES TO CONSOLIDATED FINANCIAL STATEMENTS
FOR THE YEAR ENDED 31ST MARCH, 2024 (CONTD.)**

(₹ in Lakhs)

Particulars	Carrying Amounts		Contractual cash flows		
	31 st March, 2024	Total	Within 1 Year	1–5 years	More than 5 years
DERIVATIVES (NET SETTLED)					
Foreign exchange forward contracts	-	-	-	-	-
Total derivative liabilities	-	-	-	-	-

(₹ in Lakhs)

Particulars	Carrying Amounts		Contractual cash flows		
	31 st March, 2023	Total	Within 1 Year	1–5 years	More than 5 years
NON-DERIVATIVE FINANCIAL LIABILITIES					
Borrowings - Non Current	33,953	33,953	-	33,670	283
Lease Liabilities - Non Current	95	95	-	95	-
Other Financial Liabilities -Non Current	1,011	1,011	-	506	505
Lease Liabilities - Current	165	165	165	-	-
Borrowings - Currents	48,420	48,420	48,420	-	-
Trade payables	22,687	22,687	22,499	188	-
Other current financial liabilities	13,725	13,725	13,725	-	-
Total non-derivative liabilities	1,20,056	1,20,056	84,809	34,459	788
Derivatives (net settled)					
Foreign exchange forward contracts	10	10	10	-	-
Total derivative liabilities	10	10	10	-	-

The inflows/(outflows) disclosed in the above table represent the contractual undiscounted cash flows relating to derivative financial liabilities held for risk management purposes and which are not usually closed out before contractual maturity.

The interest payments on variable interest rate loans in the table above reflect market forward interest rates at the reporting date and these amounts may change as market interest rates change.

IV. MARKET RISK

Market risk is the risk that changes in market prices – such as foreign exchange rates and interest rates – will affect the Company's income or the value of its holdings of financial instruments. The objective of market risk management is to manage and control market risk exposures within acceptable parameters, while optimizing the return.

The Company uses derivatives like forward contracts to manage market risks on account of foreign exchange. All such transactions are carried out within the guidelines set by the Risk Management Committee.

Currency risk

The Company is exposed to foreign exchange risk arising from foreign currency transactions, primarily with respect to the USD and small exposure in EURO. Foreign exchange risk arises from future commercial transactions and recognised assets and liabilities denominated in a currency that is not the Company's functional currency. The risk is measured through a forecast of highly probable foreign currency cash flows. The objective of the hedges is to minimise the volatility of the cash flows of highly probable forecast transactions by hedging the foreign exchange inflows on regular basis.



NOTES TO CONSOLIDATED FINANCIAL STATEMENTS FOR THE YEAR ENDED 31ST MARCH, 2024 (CONTD.)

Currency risks related to the principal amounts of the Company's foreign currency payables have not been hedged using forward contracts

In respect of other monetary assets and liabilities denominated in foreign currencies, the Company's policy is to ensure that its net exposure is kept to an acceptable level by buying or selling foreign currencies at spot rates when necessary to address short-term imbalances.

Exposure to currency risk

The summary quantitative data about the Company's exposure to currency risk as reported to the management of the Company is as follows (Amounts in Lakhs)

(₹ in Lakhs)

Particulars	As at 31 st March, 2024				As at 31 st March, 2023			
	USD	EUR	CHF	JPY	USD	EUR	CHF	JPY
Financial Instruments								
Trade receivables	197	(0)	-	-	202	0	-	-
Trade payables	(1)	(6)	(0)	-	(0)	-	(0)	-
Advance to trade payables	2	16	0	50	3	10	0	798
Borrowings	(239)	(9)	-	-	(95)	(20)	-	-
Derivatives - Forward Contracts	(318)	-	-	-	(118)	-	-	-
Net statement of financial position exposure	(359)	1	0	50	(9)	(9)	0	798

Sensitivity analysis

A reasonably possible strengthening (weakening) of the ₹ against all currencies at 31st March would have affected the measurement of financial instruments denominated in a foreign currency and affected equity and profit or loss by the amounts shown below. This analysis assumes that all other variables, in particular interest rates, remain constant.

(₹ in Lakhs)

Particulars	Profit or loss	
	Strengthening	Weakening
31st March, 2024		
USD (1% movement)	(300)	300
EUR (1% movement)	1	(1)
CHF (1% movement)	0	(0)
JPY (1% movement)	0	(0)
31st March, 2023		
USD (1% movement)	(7)	7
EUR (1% movement)	(8)	8
CHF (1% movement)	0	(0)
JPY (1% movement)	5	(5)

Interest rate risk

The Company's main interest rate risk arises from long-term borrowings with variable rates, which expose the Company to cash flow interest rate risk.

Currently the Company's borrowings are within acceptable risk levels, as determined by the management, hence the Company has not taken any swaps to hedge the interest rate risk.

Exposure to interest rate risk

The interest rate profile of the Company's interest-bearing financial instruments as reported to the management of the Company is as follows.

**NOTES TO CONSOLIDATED FINANCIAL STATEMENTS
FOR THE YEAR ENDED 31ST MARCH, 2024 (CONTD.)**

(₹ in Lakhs)

	Nominal Amount	
	31 st March, 2024	31 st March, 2023
Fixed-rate instruments		
Financial assets	-	-
Financial liabilities	790	847
	790	847
Variable-rate instruments		
Financial assets	-	-
Financial liabilities	60,484	36,512
	60,484	36,512

Cash flow sensitivity analysis for variable-rate instruments

A reasonably possible change of 100 basis points in interest rates at the reporting date would have increased (decreased) equity and profit or loss by the amounts shown below. This analysis assumes that all other variables, in particular foreign currency exchange rates, remain constant.

Particulars	Profit or loss	
	100 bp increase	100 bp decrease
31st March, 2024		
Variable-rate instruments	(605)	605
Cash flow sensitivity	(605)	605
31st March, 2023		
Variable-rate instruments	(365)	365
Cash flow sensitivity	(365)	365

Fair value sensitivity analysis for fixed-rate instruments

The Company does not account for any fixed-rate financial assets or financial liabilities at fair value through profit or loss. Therefore, a change in interest rates at the reporting date would not affect profit or loss.

(i) Hedge Accounting

The Company's business objective includes safe-guarding its earnings against foreign exchange fluctuations. The Company has adopted a structured risk management policy to hedge all these risks within an acceptable risk limit and an approved hedge accounting framework which allows for Fair Value hedges and Cash Flow hedges. Hedging instruments include forwards contracts to achieve this objective. The table below shows the position of hedging instruments and hedged items as on the balance sheet date.

Disclosure of effect of Hedge Accounting:
Fair Value Hedge
Hedging Instruments

(₹ in Lakhs)

Particulars	Nominal Value	Carrying Amount	Change in Fair Value	Hedge Maturity	Line Item in Balance Sheet
Foreign Currency Risk					
Forward Contracts	18,833	(21)	(21)	April, 2024 to Feb, 2025	Other Current Financial Liabilities

(ii) Hedge Accounting

(₹ in Lakhs)

Particulars	Carrying Amount	Change in Fair Value	Line Item in Balance Sheet
Foreign Currency Risk			
Trade Receivables	16,451	251	Financial Assets - Trade Receivables



NOTES TO CONSOLIDATED FINANCIAL STATEMENTS FOR THE YEAR ENDED 31ST MARCH, 2024 (CONTD.)

Cash Flow Hedge

During the year ended 31st March, 2024, the Company has designated certain foreign exchange forward and options contracts as cash flow hedges to mitigate the risk of foreign exchange exposure on highly probable forecast cash transactions. The related hedge transactions for balance in cash flow hedge reserve as at 31st March, 2024 are expected to occur and reclassified to Statement of Profit and Loss within three months.

The Company determines the existence of an economic relationship between the hedging instrument and hedged item based on the currency, amount and timing of its forecasted cash flows. Hedge effectiveness is determined at the inception of the hedge relationship, and through periodic prospective effectiveness assessments to ensure that an economic relationship exists between the hedged item and hedging instrument, including whether the hedging instrument is expected to offset changes in cash flows of hedged items.

If the hedge ratio for risk management purposes is no longer optimal but the risk management objective remains unchanged and the hedge continues to qualify for hedge accounting, the hedge relationship will be rebalanced by adjusting either the volume of the hedging instrument or the volume of the hedged item so that the hedge ratio aligns with the ratio used for risk management purposes. Any hedge ineffectiveness is calculated and accounted for in the Statement of Profit and Loss at the time of the hedge relationship rebalancing.

CASH FLOW HEDGE

Hedging Instruments

(₹ in Lakhs)

Particulars	Nominal Value	Carrying Amount	Change in Fair Value	Hedge Maturity	Line Item in Balance Sheet
Foreign Currency Risk					
Forward Contracts	26,507	1	1	September, 2023 to February, 2024	Other Current Financial Liabilities

Hedged Items

(₹ in Lakhs)

Particulars	Carrying Amount	Change in Fair Value	Line Item in Balance Sheet
Foreign Currency Risk			
Highly Probable Forecasted Exports	26,507	-	-

The reconciliation of cash flow hedge reserve for the years ended 31st March, 2024 and 31st March, 2023 is as follows:

Particulars	Year Ended 31 st March, 24	Year Ended 31 st March, 23
Gain / (Loss)		
Balance at the beginning of the year	24	13
Gain / (Loss) recognised in other comprehensive income during the year	(23)	11
Amount reclassified to profit and loss during the year	-	-
Balance at the end of the year	1	24



NOTES TO CONSOLIDATED FINANCIAL STATEMENTS
FOR THE YEAR ENDED 31ST MARCH, 2024 (CONTD.)

54 RATIO ANALYSIS

S. No	Ratio		Basis	2023-24	2022-23	% Change	Reason For Variance
1	Current ratio	Times	Current assets / Current liabilities	1.27	1.20	6%	
2	Debt-Equity ratio	Times	Total Debt / Equity	1.08	0.93	16%	
3	Debt service coverage ratio	Times	Earnings for debt service*/ Debt Service	1.79	3.01	(40%)	Refer note i) below
4	Return on equity ratio	%	Profit after tax / Shareholders' Equity	4.15%	14.78%	(72%)	Refer note ii) below
5	Inventory turnover ratio	Times	Cost of Goods Sold** / Average inventory	3.39	3.86	(12%)	
6	Trade receivables turnover ratio	Times	Revenue from operations / Average trade receivable	6.56	7.44	(12%)	
7	Trade payables turnover ratio	Times	Cost of Goods Sold** / Average trade payables	6.14	7.81	(21%)	
8	Net capital turnover ratio	Times	Revenue from operations / Working capital\$	9.16	15.55	(41%)	Refer note iii) below
9	Net profit ratio	%	Net Profit/(Loss) after tax / Revenue from operations	1.55%	4.81%	(68%)	Refer note iv) below
10	Return on capital employed	%	Earnings Before Interest and tax# / Capital Employed@	5.98%	12.26%	(51%)	Refer note v) below
11	Return on investment	%	PAT/Total Assets	1.50%	6.04%	(75%)	Refer note vi) below

* Earnings for Debt Service = Earnings before finance costs, depreciation and amortisation, exceptional items and tax (EBIDTA)/ (Finance cost for the year + Principal repayment of long-term debt liabilities within one year+current lease liab.)

** Cost of Good sold = Cost of materials consumed +Purchases of stock-in-trade + Changes in inventories + Manufacturing and operating expenses

\$ Working Capital = Current Assets - Current Liabilities

Earnings before Interest and Tax = Profit after exceptional item and before tax + Finance costs (recognised)

@Capital Employed = equity and total borrowings

- i) **Debt service coverage ratio (%):** Return on debt service coverage has been decreased mainly because of decrease in EBIDTA & Increase in finance cost
- ii) **Return on Equity (%):** Return on equity has been decreased mainly because of decrease in Net profit and Increase in total equity due to conversion of share warrants on premium. (Refer Note No 20 & 21)
- iii) **Net Capital turnover ratio:** Decrease in capital turnover ratio is mainly because of Increase in total equity due to conversion of share warrants on premium
- iv) **Net profit ratio:** decrease in net Profit is mainly because of decrease in profit.
- v) **Return on Capital employed (%):** decrease in Return on Capital employed is mainly because of decrease in profit & Increase in total equity due to conversion of share warrants on premium.
- vi) **Return on investment (%):** decrease in Return on Capital employed is mainly because of decrease in profit & Increase in fixed assets due to project are capitalised.

NOTES TO CONSOLIDATED FINANCIAL STATEMENTS FOR THE YEAR ENDED 31ST MARCH, 2024 (CONTD.)

55 DISCLOSURE UNDER IND AS 116 "LEASES"

The Company has lease contract for building used in its operations. Lease of Building have lease terms 3 years .

Amount recognised in Statement of profit or loss

Particulars	(₹ in Lakhs)	
	Year ended 31 st March, 2024	Year ended 31 st March, 2023
Depreciation of right-of-use assets	155	150
Interest Income on Security Deposit	142	19
Interest Expenses on lease liabilities	11	22

Maturity Pattern of lease liability

Finance Lease discounted

Particulars	(₹ in Lakhs)	
	Year ended 31 st March, 2024	Year ended 31 st March, 2023
Less than 1 years	60	165
1-3 years	34	95
Total	94	260

Movement of Lease Liability

Particulars	(₹ in Lakhs)	
	Year ended 31 st March, 2024	Year ended 31 st March, 2023
As at 1st April, 2023	260	362
Additions	-	41
Accretion of Interest	11	22
Payment	208	165
As at 31st March, 2024	60	260
Current Lease Liability	60	165
Non Current Lease Liability	-	95

Movement of Security Deposit

Particulars	(₹ in Lakhs)	
	Year ended 31 st March, 2024	Year ended 31 st March, 2023
As at 1st April, 2023	1,530	1,511
Additions	-	-
Accretion of Interest	142	19
Payment	-	-
As at 31 March, 2024	1,672	1,530

56 ADDITIONAL REGULATORY REQUIREMENTS AS REQUIRED UNDER SCHEDULE III OF THE COMPANIES ACT, 2013

- i) Title deeds of all immovable properties are held on the name of the Company.
- ii) The Company has not revalued any Property, Plant and Equipments and Intangible Assets during the year.
- iii) The Company has not given loan or advances in nature of loans to promoters, directors, KMPs and the related parties which is repayable on demands or without specifying any terms or period of repayment.
- iv) There is no proceedings initiated or pending against the Company for holding any benami property under the Benami Transactions (Prohibition) Act, 1988 (45 of 1988) and the rules made thereunder.
- v) The Company is not declared a willful defaulter by any bank or financial Institution or other lender.

**NOTES TO CONSOLIDATED FINANCIAL STATEMENTS
FOR THE YEAR ENDED 31ST MARCH, 2024 (CONTD.)**

- vi) As informed by the Management , there are no transactions with companies struck off under section 248 of the Companies Act, 2013 or section 560 of Companies Act, 1956 by the Company during the year and there are no outstanding balance as on 31st March, 2024 with any struck off companies
- vii) There are no charges or satisfactions of charges which are yet to be registered with Registrar of Companies beyond the statutory period.
- viii) There is no investment made by the Company in other companies. Hence, there is no compliance required on the number of layers prescribed under clause (87) of section 2 of the Act read with Companies (Restriction on number of Layers) Rules, 2017.
- ix) There is no Scheme of Arrangements approved by the competent authority in terms of section 230 to 237 of the Companies Act, 2013 during the year.
- x) The Company has not advanced or loaned or invested funds to any other person or entities, including foreign entities (Intermediaries) with the understanding that the Intermediary shall (i) directly or indirectly lend or invest in other persons or entities identified in any manner whatsoever by or on behalf of the Company (Ultimate Beneficiaries) or (ii) provide any guarantee, security or the like to or on behalf of the Ultimate Beneficiaries.
- xi) The Company has not received any fund from any person or entities, including foreign entities (Funding Party) with the understanding that the Company shall (i) directly or indirectly lend or invest in other persons or entities identified in any manner whatsoever by or on behalf of the Funding Party (Ultimate Beneficiaries) or (ii) provide any guarantee, security or the like on behalf of the Ultimate Beneficiaries.
- xii) The Company has not surrendered or disclosed as income or the previously unrecorded income and related assets during the year in the tax assessments which are not recorded in the books of accounts of the Company
- xiii) Working Capital loan were applied for the purpose for which the loans were obtained
- xiv) The Company has not traded or invested in Crypto currency or Virtual Currency during the financial year
- xv) The Company has taken working capital loans from various Banks .Company has filed quarterly statements of Current Assets with the banks that are in principle in agreement with the books of accounts.
- xvi) The Company secretary (CS) has resigned on 9th Feb 2024. Currently office of CS is vaccant. The Company will ensure to appoint the Company Secretary within stipulated time period and will comply with related provisions of Companies Act, 2013

57 SEGMENT INFORMATION
Operating Segment

- (a) Based on the management approach as defined in IND AS 108 – Operating Segments, the Chief Operating Decision Maker (“CODM”) evaluates the Company’s performance and allocates resources based on an analysis of various indicators of business segment/s in which the Company operates. The Company is primarily engaged in the business of textile manufacturing which the management and CODM recognise as the sole business segment. Hence disclosure of segment-wise information is not required and accordingly not provided.

The other applicable information applicable where there is only one segment as required in accordance with IND AS 108 – Operating Segments, are as under:

- (b) The Company does not have the information in respect of the revenues from external customers for each product and service, or each group of similar products and services, and the cost to develop such system will be highly excessive. Accordingly such information is not disclosed as allowed by para 32 of IND AS 108.

Revenues

	(₹ in Lakhs)	
Revenues	2023-24	2022-23
Domestic	1,76,071	1,95,551
Export	86,735	75,679
TOTAL	2,62,806	2,71,230



NOTES TO CONSOLIDATED FINANCIAL STATEMENTS FOR THE YEAR ENDED 31ST MARCH, 2024 (CONTD.)

Revenues from external customers attributed to an individual foreign country are not material. The revenue from the foreign countries are attributed from the countries wherein the actual exports are made.

- (c) There are no assets in foreign countries held by the Company except the amounts due from the exports.

The Company does not have any major single customer / group of external customers having 10% of its revenue.

58. CORPORATE SOCIAL RESPONSIBILITY

- a) Total expenditure incurred on Corporate Social Responsibility (CSR) activities during the year ended March 31, 2023 is ₹ 278 Lacs (during the year ended March 31, 2022 is ₹ 89.49 Lacs). This includes ₹ Nil Lacs towards provision for unspent amount pertaining to ongoing projects (during the March 31, 2022 is ₹ Nil Lacs).

Particulars	For the year ended	
	31 st March, 2024	31 st March, 2023
a) Amount required to be spent by the Company during the year	228	147
b) Amount of expenditure incurred on purpose other than construction/ acquisition of any asset	163	278
c) Excess spend of prior year set off during the year	187	56
d) Shortfall at the end of the year [(d)=(a)-(b)-(c)]	0	0
e) Total of previous year shortfall	0	0
f) Reason for shortfall	NA	NA
The CSR amount carry forward in next year.	122	187

Expenditure related to Corporate Social Responsibility;

Particulars	For the year ended	
	31 st March, 2024	31 st March, 2023
a) Environmental Sustainability	24	38
b) Promoting Education	58	34
c) Promoting Health Care	50	0
d) Rural Development	14	74
e) Promoting gender equality, empowering women	0	120
f) Promoting Sports	0	0
g) Sanitation and making available safe drinking water	6	1
h) Eradication Hunger, Poverty and Malnutrition	11	11
Total	163	278

- b) Out of above ₹ 86.22 Lakhs (Previous Year ₹ 60.85 Lakhs) has been spent through M/s Badri Lal Soni Charitable Trust and ₹ 10.54 Lakhs (Previous year ₹ 10.54 Lakhs) spent through M/s Kesar Bai Soni Charitable Trust, which are related parties.

59. CONTRIBUTIONS TO POLITICAL PARTIES DISCLOSURE UNDER THE SECTION 182(3)

Disclosure under the section 182(3)

Particulars	For the year ended	
	31 st March, 2024	31 st March, 2023
Contribution to political parties	-	-

60. CAPITAL MANAGEMENT

The Company's policy is to maintain a strong capital base so as to maintain investor, creditor and market confidence and to sustain future development of the business. Management monitors the return on capital as well as the level of dividends to ordinary shareholders.



NOTES TO CONSOLIDATED FINANCIAL STATEMENTS
FOR THE YEAR ENDED 31ST MARCH, 2024 (CONTD.)

61 APPROVAL OF FINANCIAL STATEMENTS

The Financial Statements were approved for issue by the Board of Directors on 10th May, 2024

The Board of Directors have recommended a dividend @20 % on equity share, subject to approval from the shareholders at the ensuing AGM.

62 Previous year figures have been regrouped/ reclassified wherever necessary to correspond with the current year's classification/disclosure.

63 GENERAL INFORMATION:

1 The Consolidated Financial Statements present the Consolidated Accounts of Sangam (India) Limited with its Subsidiary Company:

Name	Country of Incorporation	Proportion of Ownership of Interest	
		As at 31 st March, 2024	As at 31 st March, 2023
Sangam Ventures Limited	India	100%	100%

(₹ in Lakhs)

2 Disclosures mandated by Schedule III of the Companies Act 2013, by way of additional information:

Name of the Entities	Net Assets i.e. Total Assets minus Total Liabilities		Share in Profit / (Loss)		Share in Other Comprehensive Income		Share in Total Comprehensive Income	
	As a % of Consolidated Net Assets	Amount (₹ in Lakhs)	As a % of Consolidated Profit	Amount (₹ in Lakhs)	As a % of Consolidated Other Comprehensive Income	Amount (₹ in Lakhs)	As a % of Consolidated Total Comprehensive Income	Amount (₹ in Lakhs)
Parent : Sangam India Limited	100.14%	98565	93.31%	3809	(3%)	1	94.14%	3810
Subsidiary : Sangam Ventures Limited	3.85%	3791	7.01%	286	102.86%	(36)	6.18%	250
Sub Total	103.99%	102356	100.32%	4095		(35)		4060
Inter - Company Elimination & Consolidation Adjustments	(3.99%)	(3924)	(0.32%)	(13)	0.00%	-	(0.32%)	(13)
Grand Total	100%	98432	100%	4082	100%	(35)	100%	4047

**NOTES TO CONSOLIDATED FINANCIAL STATEMENTS
FOR THE YEAR ENDED 31ST MARCH, 2024 (CONTD.)**

- 3 Significant Accounting Policies and Notes to these Consolidated Financial Statements are intended to serve as a means of informative disclosure and a guide to better understand the consolidated position of the Companies. Recognising this purpose, the Company has disclosed only such Policies and Notes from the individual financial statements, which fairly present the needed disclosures.

SALIENT FEATURES OF FINANCIAL STATEMENTS OF SUBSIDIARY AS PER COMPANIES ACT, 2013

(₹ in Lakhs)

Sr. No.	Particulars Name of Subsidiary Company	Sangam Ventures Limited
1	The date since which Subsidiary was incorporated and acquired	03.Dec.2021
2	Reporting Currency	₹
3	Equity Share Capital	1197
4	Other Equity	2594
5	Total Assets	12882
6	Total Liabilities	9092
7	Investments	-
8	Revenue from Operations / Total Income	4633
9	Profit Before Taxation	48
10	Provision for Taxation/def.tax	(238)
11	Profit After Taxation	286
12	Other Comprehensive Income	(49)
13	Total Comprehensive Income	237
14	% of Shareholding	100%

As per our Report of even date

For R Kabra & Co LLP
Chartered Accountants
(Firm Registration No 104502W/
W100721)

(Deepa Rathi)
Partner
Membership No.104808
UDIN: 24104808BKCKPS4974

Place: Bhilwara
Date: 10th May, 2024

For O. P. Dad & Co.
Chartered Accountants
(Firm Registration No 002330C)

(Abhishek Dad)
Partner
Membership No. 409237
UDIN: 24409237BKEYZV4485

Place : Bhilwara
Date: 10th May, 2024

For and on the Behalf of the Board

(R. P. Soni)
Chairman
(DIN 00401439)

(Dr. S. N. Modani)
Vice Chairman
(DIN 00401498)

(Anurag Soni)
Managing Director
(DIN 03407094)

(V. K. Sodani)
Executive Director
(DIN 00403740)

(S. R. Dakhera)
Chief Financial Officer

CORPORATE INFORMATION

BOARD OF DIRECTORS

Mr. R. P. Soni

Chairman

Dr S. N. Modani

Vice Chairman

Mr. Anurag Soni

Managing Director

Mr. V. K. Sodani

Executive Director

Mr. Achintya Karati

Non-Executive Director

Mr. T. K. Mukhopadhyay

Non-Executive Director

Mrs. Aparna Sahay

Non-Executive Director

Mr. Sudhir Maheshwari

Non-Executive Director

Mr. Upendra Prasad Singh

Non-Executive Director

Mr. Dinesh Chander Patwari

Non-Executive Director

Mrs. Irina Garg

Non-Executive Director

EXECUTIVES

Mr. Pranal Modani

Chief Executive Officer
(Yarn & Denim Business)

Mr. S. R. Dakhera

Chief Financial Officer

Mr. Arjun Agal

Company Secretary

AUDITORS

R. Kabra & Co. LLP, Mumbai

O.P. Dad & Co., Bhilwara

REGISTRAR & TRANSFER AGENT

Bigshare Services Pvt. Ltd.

Office No. S6-2, 6th Floor, Pinnacle Business Park
Next to Ahura Centre, Mahakali Caves Road,
Andheri East,
Mumbai - 400 093, Maharashtra
Tel. No: +91-022-62638200
Email: investor@bigshareonline.com

BANKERS

State Bank of India

Punjab National Bank

IDBI Bank Ltd.

Canara Bank

Central Bank of India

Export-Import Bank of India

Uco Bank

REGISTERED OFFICE

Atun, Chittorgarh Road,
Bhilwara - 311001, Rajasthan
Tel No.: +91-1482-245400-406
Email: secretarial@sangamgroup.com

PRINCIPAL & HEAD OFFICE

B/306-309, Dynasty Business Park
Andheri Kurla Road, J. B. Nagar
Andheri (East),
Mumbai - 400 059, Maharashtra
Tel No : +91-22-61115222

PLANT LOCATIONS

Spinning Unit-I

Village Biliya Kalan, Chittorgarh Road
Bhilwara - 311001, Rajasthan

Spinning Unit-II

91, Km Stone, N.H No. 79, Dhuwaliya,
Village Sareri,
Bhilwara - 311024, Rajasthan

Spinning Unit-III

N.H. 79, Village Soniyana, Naga Ka Khera,
Tehsil: Gangrar - 312901 Chittorgarh Rajasthan

Weaving, Processing & Seamless Garment Unit

Village Atun, Chittorgarh Road,
Bhilwara - 311 001, Rajasthan

Denim Unit

Village Biliya Kalan, Chittorgarh Road,
Bhilwara - 311001, Rajasthan



Value through values

www.sangamgroup.com

If undelivered, please return to:
Sangam (India) Limited

Atun, Chittorgarh Road,
Bhilwara - 311001, Rajasthan, India
Phone: 091-1482-245400-406
Email: secretarial@sangamgroup.com



Value through values

SANGAM (INDIA) LIMITED

Regd. Off: Atun, Chittorgarh Road, Bhilwara-311001 (Raj.)

CIN: L17118RJ1984PLC003173 Phone: 01482-245400-06

Web: www.sangamgroup.com, Email: secretarial@sangamgroup.com

NOTICE

To The Shareholders,

NOTICE is hereby given that the 38th Annual General Meeting of the Members of Sangam (India) Limited will be held on Monday 23rd September, 2024 at 4:00 P.M.(IST) through Video Conferencing (VC)/ Other Audio Visual Means (OAVM) to transact the following business:

ORDINARY BUSINESS:

1. Adoption of Financial Statements

To receive, consider and adopt the Audited Financial Statements (Standalone and Consolidated) of the Company for the financial year ended on 31st March, 2024 together with the Reports of the Board and Auditors thereon.

2. Declaration of Dividend

To consider and if thought fit, to declare a dividend of ₹ 2.00 per equity share for the year ended 31st March, 2024.

3. To appoint Dr. Shri Niwas Modani (DIN: 00401498), who retires by rotation as a Director and in this regard, to consider and if thought fit, to pass the following resolution as an Ordinary Resolution:

"RESOLVED THAT in accordance with the provisions of Section 152 and other applicable provisions of the Companies Act, 2013, Dr. Shri Niwas Modani (DIN: 00401498), who retires by rotation at this meeting, be and is hereby appointed as a Director of the Company."

SPECIAL BUSINESS:

4. Appointment of Mr. Dinesh Chander Patwari (DIN: 10060352) as a Director and as an Independent Director

To consider and, if thought fit, to pass the following Resolution as a **Special Resolution**:

"RESOLVED THAT pursuant to the provisions of Sections 149, 152, 160 read with Schedule IV and all other applicable provisions of the Companies Act, 2013 ("the Act") and rules made thereunder (including any statutory modification(s) or re-enactment thereof for the time being in force), Regulation 17 of SEBI (Listing Obligations And Disclosure Requirements) Regulation, 2015 and other laws, rules and regulations as may be applicable from time to time and pursuant to the

recommendation of Nomination and Remuneration Committee and the Board of Directors ("the Board"), the consent of the members be and is hereby accorded for the appointment of Mr. Dinesh Chander Patwari (DIN: 10060352), who was appointed as an Additional Director w.e.f. 12th August, 2024 pursuant to the provision of Section 161(1) of the Act, as a Non Executive Independent Director of the Company, to hold office for a term of three years commencing from 12th August, 2024 to 11th August, 2027, whose office shall not be liable to retire by rotation, on such terms and conditions including remuneration determined/ to be determined by the Board."

"RESOLVED FURTHER THAT the Board be and is hereby authorised to settle any question, difficulty or doubt that may arise in giving effect to this resolution and to do all such acts, deeds, matters and things as may be necessary, expedient and desirable in this regard."

5. Appointment of Mr. Upendra Prasad Singh (DIN: 00354985) as a Director and as an Independent Director of the Company

To consider and, if thought fit, to pass the following Resolution as a **Special Resolution**:

"RESOLVED THAT pursuant to the provisions of Sections 149, 152, 160 read with Schedule IV and all other applicable provisions of the Companies Act, 2013 ("the Act") and rules made thereunder (including any statutory modification(s) or re-enactment thereof for the time being in force), Regulation 17 of SEBI (Listing Obligations And Disclosure Requirements) Regulation, 2015 and other laws, rules and regulations as may be applicable from time to time and pursuant to the recommendation of Nomination and Remuneration Committee and the Board of Directors ("the Board"), the consent of the members be and is hereby accorded for the appointment of Mr. Upendra Prasad Singh (DIN: 00354985), who was appointed as an Additional Director w.e.f. 12th August, 2024 pursuant to the provision of Section 161(1) of the Act, as a Non Executive Independent Director of the Company, to hold office for a term of three years commencing from 12th August, 2024 to 11th August, 2027, whose office shall not be liable to retire by rotation, on such terms and conditions including remuneration determined/ to be determined by the Board."



NOTICE (CONTD.)

"RESOLVED FURTHER THAT the Board be and is hereby authorised to settle any question, difficulty or doubt that may arise in giving effect to this resolution and to do all such acts, deeds, matters and things as may be necessary, expedient and desirable in this regard."

6. Appointment of Mrs. Irina Garg (DIN: 10732703) as a Director and as an Independent Woman Director of the Company

To consider and, if thought fit, to pass the following Resolution as a **Special Resolution**:

"RESOLVED THAT pursuant to the provisions of Sections 149, 152, 160 read with Schedule IV and all other applicable provisions of the Companies Act, 2013 ("the Act") and rules made thereunder (including any statutory modification(s) or re-enactment thereof for the time being in force), Regulation 17 of SEBI (Listing Obligations And Disclosure Requirements) Regulation, 2015 and other laws, rules and regulations as may be applicable from time to time and pursuant to the recommendation of Nomination and Remuneration Committee and the Board of Directors ("the Board"), the consent of the members be and is hereby accorded for the appointment of Mrs. Irina Garg (DIN: 10732703), who was appointed as an Additional Director w.e.f. 12th August, 2024 pursuant to the provision of Section 161(1) of the Act, as a Non Executive Independent Woman Director of the Company, to hold office for a term of three years commencing from 12th August, 2024 to 11th August, 2027, whose office shall not be liable to retire by rotation, on such terms and conditions including remuneration determined/ to be determined by the Board."

"RESOLVED FURTHER THAT the Board be and is hereby authorised to settle any question, difficulty or doubt that may arise in giving effect to this resolution and to do all such acts, deeds, matters and things as may be necessary, expedient and desirable in this regard."

7. To ratify the Remuneration of the Cost Auditors for the Financial Year 2024-25

To consider and if thought fit, to pass, the following Resolution as an **Ordinary Resolution**:

"RESOLVED THAT pursuant to the provisions of Section 148 and other applicable provisions, if any, of the Companies Act, 2013 read with the Companies (Audit and Auditors) Rules, 2014 (including any statutory modification(s) or re-enactment thereof for the time being in force), the payment of the remuneration of ₹ 1,10,000/- (Rupees One Lakhs Ten Thousand only) plus applicable GST and reimbursement of actual

out of pocket expenses to M/s K.G. Goyal & Co., Cost Accountants (Firm Registration No. 000017), who were appointed by the Board of Directors of the Company as "Cost Auditors" to conduct the audit of the cost records of all the units of the Company for the financial year 2024-25 be and is hereby ratified and approved.

RESOLVED FURTHER THAT the Board of Directors be and are hereby authorised to settle any question, difficulty or doubt, that may arise in giving effect to this resolution and to do all such acts, deeds and things as may be necessary, expedient and desirable for the purpose of giving effect to this resolution."

By the Order of Board of Directors

Arjun Agal

(Company Secretary)

M. No.: A74400

Date: 12th August, 2024

Place: Bhilwara

NOTES:

1. The explanatory statement pursuant to Section 102 of the Companies Act, 2013 ("the Act") in respect of the business under Item No. 4 to 7 set out above and details as required under SEBI (Listing Obligations and Disclosure Requirements) Regulations, 2015 ("SEBI Listing Regulations") and Secretarial Standard on General Meetings issued by the Institute of Company Secretaries of India in respect of Directors seeking re-appointment at this Annual General Meeting are annexed hereto.
2. The 38th Annual General Meeting (AGM) is convened through Video Conferencing ("VC") / Other Audio-Visual Means ("OAVM") pursuant to General Circular No. 09/2023 dated September 25, 2023, issued by the Ministry of Corporate Affairs (MCA) and Circular SEBI/HO/CFD/CFD-PoD-2/P/CIR/2023/167 dated October 7, 2023 issued by SEBI (hereinafter collectively referred to as "the Circulars"), which permit the companies to hold AGM through VC/OAVM, which does not require physical presence of members at a common venue. The deemed venue for the 38th AGM shall be the Registered Office of the Company i.e. 'Sangam House', Atun, Chittorgarh Road, Bhilwara- 311001 (Rajasthan).
3. In compliance with the aforesaid Circulars, the Notice of 38th AGM along with the Annual Report for the financial year 2023-24 is sent only through electronic mode to those Members whose E-mail addresses are

NOTICE (CONTD.)

registered with the Company / Depositories / RTA as on 23rd August, 2024. The AGM notice and Annual Report of the Company are made available on the Company's website at www.sangamgroup.com and also on the website of the Stock Exchanges where the shares of the Company have been listed viz., BSE Limited - www.bseindia.com and National Stock Exchange of India Limited - www.nseindia.com.

4. Though a Member entitled to attend and vote at the meeting, is entitled to appoint one or more proxies (proxy need not be a member of the Company to attend and vote instead of himself / herself), the facility of appointment of Proxies is not available as the AGM is convened through VC / OAVM.
5. The attendance of the Members attending the AGM through VC/OAVM will be counted for the purpose of ascertaining the quorum under Section 103 of the Companies Act, 2013.
6. In case of joint holders only such joint holder who is higher in the order of names will be entitled to vote during the meeting.
7. The Company's Register of members and share transfer books shall remain closed from Friday, the 20th September, 2024 to Monday, the 23rd September, 2024 (both days inclusive) to decide the entitlement of shareholders for the payment of dividend in accordance with the recommendation of the Board of Directors.
8. Effective from 1st April, 2020, dividend income is taxable in the hands of shareholders. Hence the Company is required to deduct tax at source [TDS] from the amount of dividend paid to shareholders at the prescribed rates. A Resident individual shareholder with PAN and who is not liable to pay income tax can submit a yearly declaration in Form No. 15G/15H, to avail the benefit of non-deduction of tax at source by email to investor@bigshareonline.com on or before 16th September, 2024. Further no tax shall be deducted on the dividend payable to a resident individual shareholder if the total amount of dividend to be received from the Company during the financial year 2024-25 does not exceed ₹ 5,000/-. Shareholders may note that in case PAN is not updated with the Depository Participant/RTA, the tax will be deducted at a higher rate of 20%

Non-resident shareholders can avail beneficial tax rates under Double Tax Avoidance Agreement [DTAA] i.e. tax treaty between India and their country of residence. Non-resident shareholders are required to provide details on applicability of beneficial tax rates and provide following documents:

- Copy of PAN card, if any, allotted by Indian Income Tax Authorities duly self-attested by the member.
- Copy of Tax Residency Certificate [TRC] for the 2023-24 obtained from the revenue authorities of country of tax residence duly attested by the member.
- Self-Declaration in Form 10-F.
- NoPE [permanent establishment] certificate.
- Self-declaration of beneficial ownership by the non-resident shareholder.
- Lower withholding Tax certificate, if any, obtained from the Indian Tax Authorities.

The members/shareholders are required to provide above documents/declarations by sending an E-mail to investor@bigshareonline.com on or before 9th September, 2024. The aforesaid documents are subject to verification by the Company and in case of ambiguity, the Company reserves its right to deduct the TDS as per the rates mentioned in the Income Tax Act, 1961. In case of Foreign Institutional Investors / Foreign Portfolio Investors tax will be deducted under Section 196D of the Income Tax Act @20% plus applicable surcharge and cess.

9. Members wish to claim dividends that remained unclaimed are requested to correspond with the RTA/ Company Secretary. Members are requested to note that dividends that are not claimed within 7 years from the date of transfer to the Company's unpaid dividend account, will be transferred to the Investor Education and Protection Fund (IEPF) as per section 124 of the Act. Shares on which dividends remain unclaimed for seven consecutive years will also be transferred to the IEPF as per section 124 of the Act and the applicable rules.
10. Members' dividend as recommended by the Board of Directors for the year ended 31st March, 2024, if declared at the meeting will be paid within 30 days from the date of declaration of dividend to those members whose names appear as the beneficial owners at the end of the business hours on Thursday, the 19th September, 2024 in the list of beneficial owners to be furnished by depositories (NSDL & CDSL) in respect of the shares held in electronics form.
11. Members are requested to note that, in order to avoid any loss/ interception in postal transit and also to get prompt credit of dividend through National Electronic Clearing Service (NECS) / Electronic Clearing Service (ECS) they should submit their NECS / ECS details



NOTICE (CONTD.)

- to the Company's RTA. The requisite NECS /ECS application form can be obtained from the Company's RTA. Alternatively, Members may provide details of their bank account quoting their folio numbers, to the Company's RTA to enable them to print such details on the dividend warrants.
12. As a part of the green initiatives the Members, who have not yet registered their E-mail addresses, are requested to register their E-mail addresses with their DPs in case the shares are held by them in electronic form and with RTA in case the shares are held by them in physical form. Upon such Registration, all communication from the Company/RTA will be sent to the registered E-mail address.
 13. Members are requested to intimate, indicating their folio number, the changes, if any, in their registered address, either to the Company's Registrar and Share Transfer Agents or to their respective Depository Participant ("DP") in case the shares are held in dematerialised form.
 14. As per the provisions of Section 72 of the Act and Rule 19(1) of the Companies (Share Capital and Debentures) Rules, 2014, Members holding shares in physical form may file nomination in the prescribed Form SH-13 with the Company's RTA. In respect of shares held in demat form, the nomination form may be filed with the respective DP.
 15. As per Regulation 40 of SEBI (LODR) Regulations, 2015 as amended, securities of listed companies can be transferred only in dematerialised form with effect from 1st April, 2019, except in case of request received for transmission or transposition of securities. Hence, the Members holding shares in physical form are requested to consider converting their holdings in the dematerialised form. The Members who are desirous to convert their physical holdings into dematerialised form, may contact the Depository Participant of their choice.
 16. The Register of Directors and KMP and their shareholding and Register of contracts or arrangements in which Directors are interested maintained under Sections 170 and 189 of the Companies Act, 2013 respectively will be available electronically for inspection by the members at the AGM.
 17. Updation of Members' details: The format of the Register of Members prescribed by the MCA under the Act requires the Company/RTA to record additional details of Members, including their PAN details, E-mail address, bank details for payment of dividend, etc. Members holding shares in physical form are requested to furnish the above details to the Company or RTA. Members holding shares in electronic form are requested to furnish the details to their respective DP.
 18. The members / investors may send their complaints/ queries, if any to the Company's RTA at investor@bigshareonline.com or to the Company at secretarial@sangamgroup.com
 19. CS Brij Kishore Sharma, Practicing Company Secretary (Membership No. FCS-6206) has been appointed as Scrutiniser to conduct remote e-voting and e-voting process to be carried out at the AGM of the Company in a fair and transparent manner.
 20. Since the AGM being held through VC/OAVM, the Route Map, Attendance Slip and proxy form are not attached to this Notice.
 21. Voting through electronic means.
 1. The Annual General Meeting (AGM) is convened through Video Conferencing ("VC") / Other Audio Visual Means ("OAVM") pursuant to the General Circular No. 09/2023 dated September 25, 2023, issued by the Ministry of Corporate Affairs (MCA) and Circular SEBI/ HO/CFD/CFD-PoD-2/P/ CIR/2023/167 dated October 7, 2023 issued by SEBI (hereinafter collectively referred to as "the Circulars"), which permit the companies to hold AGM through VC/OAVM, which does not require physical presence of members at a common venue. The deemed venue for the AGM shall be the Regd. Office of the Company at Atun, Chittorgarh Road, Bhilwara - 311001 (Raj).
 2. Pursuant to the provisions of Section 108 of the Companies Act, 2013 read with Rule 20 of the Companies (Management and Administration) Rules, 2014 (as amended) and Regulation 44 of SEBI (Listing Obligations & Disclosure Requirements) Regulations 2015 (as amended), and MCA Circulars dated April 08, 2020, April 13, 2020 and May 05, 2020 the Company is providing facility of remote e-voting to its Members in respect of the business to be transacted at the AGM. For this purpose, the Company has entered into an agreement with Central Depository Services (India) Limited (CDSL) for facilitating voting through electronic means, as the authorised e-Voting's agency. The facility of casting votes by a member using remote e-voting as well as the e-voting system on the date of the AGM will be provided by CDSL.

NOTICE (CONTD.)

3. The Members can join the AGM in the VC/OAVM mode 15 minutes before and after the scheduled time of the commencement of the Meeting by following the procedure mentioned in the Notice. The facility of participation at the AGM through VC/OAVM will be made available to atleast 1000 members on first come first served basis. This will not include large Shareholders (Shareholders holding 2% or more shareholding), Promoters, Institutional Investors, Directors, Key Managerial Personnel, the Chairpersons of the Audit Committee, Nomination and Remuneration Committee and Stakeholders Relationship Committee, Auditors etc. who are allowed to attend the AGM without restriction on account of first come first served basis.
4. The attendance of the Members attending the AGM through VC/OAVM will be counted for the purpose of ascertaining the quorum under Section 103 of the Companies Act, 2013.
5. Pursuant to MCA Circular No. 14/2020 dated April 08, 2020, the facility to appoint proxy to attend and cast vote for the members is not available for this AGM. However, in pursuance of Section 112 and Section 113 of the Companies Act, 2013, representatives of the members such as the President of India or the Governor of a State or body corporate can attend the AGM through VC/OAVM and cast their votes through e-voting.
6. In line with the Ministry of Corporate Affairs (MCA) Circular No. 17/2020 dated April 13, 2020, the Notice calling the AGM has been uploaded on the website of the Company at www.rmcindia.in. The Notice can also be accessed from the websites of the Stock Exchanges i.e. BSE Limited at www.bseindia.com. The AGM Notice is also disseminated on the website of CDSL (agency for providing the Remote e-Voting facility and e-voting system during the AGM) i.e. www.evotingindia.com.
7. The AGM has been convened through VC/OAVM in compliance with applicable provisions of the Companies Act, 2013 read with MCA Circular No. 14/2020 dated April 8, 2020 and MCA Circular No. 17/2020 dated April 13, 2020 and MCA Circular No. 20/2020 dated May 05, 2020.
8. In continuation to this Ministry's General Circular No. 20/2020 dated 05.05.2020, General Circular No. 02/2022 dated 05.05.2022 and General Circular No. 10/2022 dated 28.12.2022 and after due examination, it has been decided to allow companies whose AGMs are due in the Year 2023 or 2024, to conduct their AGMs through VC or OAVM on or before 30th September, 2024 in accordance with the requirements laid down in Para 3 and Para 4 of the General Circular No. 20/2020 dated 05.05.2020.

THE INSTRUCTIONS FOR MEMBERS FOR REMOTE E-VOTING ARE AS UNDER:-

The remote e-voting period begins on Friday, 20th September, 2024 at 9:00 A.M. and ends on Sunday, 22nd September, 2024 at 5:00 P.M. The remote e-voting module shall be disabled by CDSL for voting thereafter. The Members, whose names appear in the Register of Members / Beneficial Owners as on the record date (cut-off date) i.e. 16th September, 2024, may cast their vote electronically. The voting right of shareholders shall be in proportion to their share in the paid-up equity share capital of the Company as on the cut-off date, being 16th September, 2024.

How do I vote electronically using CDSL e-Voting system?

The way to vote electronically on CDSL e-Voting system consists of "Two Steps" which are mentioned below:

Step 1: Access to CDSL e-Voting system

A) Login method for e-Voting for Individual shareholders holding securities in demat mode

- (i) In terms of SEBI circular no. SEBI/HO/CFD/CMD/CIR/P/2020/242 dated December 9, 2020 on e-Voting facility provided by Listed Companies, Individual shareholders holding securities in demat mode are allowed to vote through their demat account maintained with Depositories and Depository Participants. Shareholders are advised to update their mobile number and email Id in their demat accounts in order to access e-Voting facility.

Pursuant to abovesaid SEBI Circular, Login method for e-Voting and joining virtual meetings **for Individual shareholders holding securities in Demat mode CDSL/ NSDL is given below:**



NOTICE (CONTD.)

Type of shareholders	Login Method
Individual Shareholders holding securities in Demat mode with CDSL Depository	<ol style="list-style-type: none"> 1) Users who have opted for CDSL Easi / Easiest facility, can login through their existing user id and password. Option will be made available to reach e-Voting page without any further authentication. The users to login to Easi / Easiest are requested to visit cdsl website www.cdslindia.com and click on login icon & New System Myeasi Tab. 2) After successful login the Easi / Easiest user will be able to see the e-Voting option for eligible companies where the evoting is in progress as per the information provided by company. On clicking the evoting option, the user will be able to see e-Voting page of the e-Voting service provider for casting your vote during the remote e-Voting period or joining virtual meeting & voting during the meeting. Additionally, there is also links provided to access the system of all e-Voting Service Providers, so that the user can visit the e-Voting service providers' website directly. 3) If the user is not registered for Easi/Easiest, option to register is available at cdsl website www.cdslindia.com and click on login & New System Myeasi Tab and then click on registration option. 4) Alternatively, the user can directly access e-Voting page by providing Demat Account Number and PAN No. from a e-Voting link available on www.cdslindia.com home page. The system will authenticate the user by sending OTP on registered Mobile & Email as recorded in the Demat Account. After successful authentication, user will be able to see the e-Voting option where the evoting is in progress and also able to directly access the system of all e-Voting Service Providers.
Individual Shareholders holding securities in demat mode with NSDL Depository	<ol style="list-style-type: none"> 1) If you are already registered for NSDL IDeAS facility, please visit the e-Services website of NSDL. Open web browser by typing the following URL: https://eservices.nsdl.com either on a Personal Computer or on a mobile. Once the home page of e-Services is launched, click on the "Beneficial Owner" icon under "Login" which is available under 'IDeAS' section. A new screen will open. You will have to enter your User ID and Password. After successful authentication, you will be able to see e-Voting services. Click on "Access to e-Voting" under e-Voting services and you will be able to see e-Voting page. Click on company name or e-Voting service provider name and you will be re-directed to e-Voting service provider website for casting your vote during the remote e-Voting period or joining virtual meeting & voting during the meeting. 2) If the user is not registered for IDeAS e-Services, option to register is available at https://eservices.nsdl.com. Select "Register Online for IDeAS "Portal or click at https://eservices.nsdl.com/SecureWeb/IdeasDirectReg.jsp 3) Visit the e-Voting website of NSDL. Open web browser by typing the following URL: https://www.evoting.nsdl.com/ either on a Personal Computer or on a mobile. Once the home page of e-Voting system is launched, click on the icon "Login" which is available under 'Shareholder/Member' section. A new screen will open. You will have to enter your User ID (i.e. your sixteen digit demat account number hold with NSDL), Password/OTP and a Verification Code as shown on the screen. After successful authentication, you will be redirected to NSDL Depository site wherein you can see e-Voting page. Click on company name or e-Voting service provider name and you will be redirected to e-Voting service provider website for casting your vote during the remote e-Voting period or joining virtual meeting & voting during the meeting
Individual Shareholders (holding securities in demat mode) login through their Depository Participants (DP)	<p>You can also login using the login credentials of your demat account through your Depository Participant registered with NSDL/CDSL for e-Voting facility. After Successful login, you will be able to see e-Voting option. Once you click on e-Voting option, you will be redirected to NSDL/CDSL Depository site after successful authentication, wherein you can see e-Voting feature. Click on company name or e-Voting service provider name and you will be redirected to e-Voting service provider website for casting your vote during the remote e-Voting period or joining virtual meeting & voting during the meeting.</p>

Important note: Members who are unable to retrieve User ID/ Password are advised to use Forget User ID and Forget Password option available at abovementioned website.

NOTICE (CONTD.)

Helpdesk for Individual Shareholders holding securities in demat mode for any technical issues related to login through Depository i.e. CDSL and NSDL

Login type	Helpdesk details
Individual Shareholders holding securities in Demat mode with CDSL	Members facing any technical issue in login can contact CDSL helpdesk by sending a request at helpdesk.evoting@cdslindia.com or contact at toll free No. 1800225533
Individual Shareholders holding securities in Demat mode with NSDL	Members facing any technical issue in login can contact NSDL helpdesk by sending a request at evoting@nsdl.com or call at : 022 - 4886 7000

Access through CDSL e-Voting system in case of shareholders holding shares in physical mode and non-individual shareholders in demat mode.

- (i) Login method for e-Voting and joining virtual meetings for Physical shareholders and shareholders other than individual holding in Demat form.
 - 1) The shareholders should log on to the e-voting website www.evotingindia.com.
 - 2) Click on "Shareholders" module.
 - 3) Now enter your User ID
 - a. For CDSL: 16 digits beneficiary ID,
 - b. For NSDL: 8 Character DP ID followed by 8 Digits Client ID,
 - c. Shareholders holding shares in Physical Form should enter Folio Number registered with the Company.
 - 4) Next enter the Image Verification as displayed and Click on Login.
 - 5) If you are holding shares in demat form and had logged on to www.evotingindia.com and voted on an earlier e-voting of any company, then your existing password is to be used.
 - 6) If you are a first-time user follow the steps given below:

For Physical shareholders and other than individual shareholders holding shares in Demat.	
PAN	Enter your 10 digit alpha-numeric *PAN issued by Income Tax Department (Applicable for both demat shareholders as well as physical shareholders) <ul style="list-style-type: none">● Shareholders who have not updated their PAN with the Company/Depository Participant are requested to use the sequence number sent by Company/RTA or contact Company/RTA.
Dividend Bank Details OR Date of Birth (DOB)	Enter the Dividend Bank Details or Date of Birth (in dd/mm/yyyy format) as recorded in your demat account or in the Company records in order to login. <ul style="list-style-type: none">● If both the details are not recorded with the depository or company, please enter the member id / folio number in the Dividend Bank details field.

- (ii) After entering these details appropriately, click on "SUBMIT" tab.
- (iii) Shareholders holding shares in physical form will then directly reach the Company selection screen. However, shareholders holding shares in demat form will now reach 'Password Creation' menu wherein they are required to mandatorily enter their login password in the new password field. Kindly note that this password is to be also used by the demat holders for voting for resolutions of any other company on which they are eligible to vote, provided that company opts for e-voting through CDSL platform. It is strongly recommended not to share your password with any other person and take utmost care to keep your password confidential.
- (iv) For shareholders holding shares in physical form, the details can be used only for e-voting on the resolutions contained in this Notice.
- (v) Click on the EVSN for the relevant <Company Name> on which you choose to vote.



NOTICE (CONTD.)

- (vi) On the voting page, you will see "RESOLUTION DESCRIPTION" and against the same the option "YES/NO" for voting. Select the option YES or NO as desired. The option YES implies that you assent to the Resolution and option NO implies that you dissent to the Resolution.
- (vii) Click on the "RESOLUTIONS FILE LINK" if you wish to view the entire Resolution details.
- (viii) After selecting the resolution, you have decided to vote on, click on "SUBMIT". A confirmation box will be displayed. If you wish to confirm your vote, click on "OK", else to change your vote, click on "CANCEL" and accordingly modify your vote.
- (ix) Once you "CONFIRM" your vote on the resolution, you will not be allowed to modify your vote.
- (x) You can also take a print of the votes cast by clicking on "Click here to print" option on the Voting page.
- (xi) If a demat account holder has forgotten the login password then Enter the User ID and the image verification code and click on Forgot Password & enter the details as prompted by the system.
- (xii) There is also an optional provision to upload BR/ POA if any uploaded, which will be made available to scrutiniser for verification.

Additional Facility for Non – Individual Shareholders and Custodians –For Remote Voting only.

- Non-Individual shareholders (i.e. other than Individuals, HUF, NRI etc.) and Custodians are required to log on to www.evotingindia.com and register themselves in the "Corporates" module.
- A scanned copy of the Registration Form bearing the stamp and sign of the entity should be emailed to helpdesk.evoting@cdslindia.com.
- After receiving the login details a Compliance User should be created using the admin login and password. The Compliance User would be able to link the account(s) for which they wish to vote on.
- The list of accounts linked in the login will be mapped automatically & can be delink in case of any wrong mapping.
- It is Mandatory that, a scanned copy of the Board Resolution and Power of Attorney (POA) which they have issued in favour of the Custodian, if any, should be uploaded in PDF format in the system for the scrutiniser to verify the same.
- Alternatively Non Individual shareholders are required mandatory to send the relevant Board Resolution/ Authority letter etc. together with attested specimen signature of the duly authorised signatory who are authorised to vote, to the Scrutiniser and to the Company at the email address viz; cs@rmcindia.in(designated email address by company), if they have voted from individual tab & not uploaded same in the CDSL e-voting system for the scrutiniser to verify the same.

INSTRUCTIONS FOR SHAREHOLDERS ATTENDING THE AGM THROUGH VC/OAVM & E-VOTING DURING MEETING ARE AS UNDER:

- The procedure for attending meeting & e-Voting on the day of the AGM is same as the instructions mentioned above for e-voting.
- The link for VC/OAVM to attend meeting will be available where the EVSN of Company will be displayed after successful login as per the instructions mentioned above for e-voting.
- Shareholders who have voted through Remote e-Voting will be eligible to attend the meeting. However, they will not be eligible to vote at the AGM.
- Shareholders are encouraged to join the Meeting through Laptops / IPads for better experience.
- Further shareholders will be required to allow Camera and use Internet with a good speed to avoid any disturbance during the meeting.
- Please note that Participants Connecting from Mobile Devices or Tablets or through Laptop connecting via Mobile Hotspot may experience Audio/Video loss due to Fluctuation in their respective network. It is therefore recommended to use Stable Wi-Fi or LAN Connection to mitigate any kind of aforesaid glitches.
- Shareholders who would like to express their views/ask questions during the meeting may register themselves as a speaker by sending their request in advance atleast 4 days prior to meeting mentioning their name, demat account number/folio number, email id, mobile number at secretarial@sangamgroup.com. The shareholders who do not wish to speak during the AGM but have queries may send their queries in advance 7 days prior to meeting mentioning their name, demat account number/folio number, email id, mobile number at secretarial@sangamgroup.com. These queries will be replied to by the company suitably by email.
- Those shareholders who have registered themselves as a speaker will only be allowed to express their views/ ask questions during the meeting.

NOTICE (CONTD.)

- Only those shareholders, who are present in the AGM through VC/OAVM facility and have not casted their vote on the Resolutions through remote e-Voting and are otherwise not barred from doing so, shall be eligible to vote through e-Voting system available during the AGM.
- If any Votes are cast by the shareholders through the e-voting available during the AGM and if the same shareholders have not participated in the meeting through VC/OAVM facility, then the votes cast by such shareholders may be considered invalid as the facility of e-voting during the meeting is available only to the shareholders attending the meeting.

PROCESS FOR THOSE SHAREHOLDERS WHOSE EMAIL/ MOBILE NO. ARE NOT REGISTERED WITH THE COMPANY/ DEPOSITORIES.

1. For Physical shareholders- please provide necessary details like Folio No., Name of shareholder, scanned copy of the share certificate (front and back), PAN (self attested scanned copy of PAN card), AADHAR (self attested scanned copy of Aadhar Card) by email to

Company at secretariaial@sangamgroup.com or to the RTA at vinod.y@bigshareonline.com.

2. For Demat shareholders - Please update your email id & mobile no. with your respective Depository Participant (DP)
3. For Individual Demat shareholders – Please update your email id & mobile no. with your respective Depository Participant (DP) which is mandatory while e-Voting & joining virtual meetings through Depository.

If you have any queries or issues regarding attending AGM & e-Voting from the CDSL e-Voting System, you can write an email to helpdesk.evoting@cdslindia.com or contact at toll free no. 1800225533.

All grievances connected with the facility for voting by electronic means may be addressed to Mr. Rakesh Dalvi, Sr. Manager, (CDSL,) Central Depository Services (India) Limited, A Wing, 25th Floor, Marathon Futurex, Mafatal Mill Compounds, N M Joshi Marg, Lower Parel (East), Mumbai - 400013 or send an email to helpdesk.evoting@cdslindia.com or call toll free no. 1800225533.

By the Order of Board of Directors

Arjun Agal
(Company Secretary)
M. No.: A74400

Date: 12th August, 2024

Place: Bhilwara



NOTICE (CONTD.)

EXPLANATORY STATEMENT PURSUANT TO SECTION 102 OF THE COMPANIES ACT, 2013

ITEM NO. 4

Appointment of Mr. Dinesh Chander Patwari (DIN: 10060352) as Non-executive Independent Director

Based on the recommendation of the Nomination and Remuneration Committee ('NRC'), the Board has appointed Mr. Dinesh Chander Patwari (DIN: 10060352) as Non-executive Independent Director (Additional Director) not liable to retire by rotation, for a term of three years, i.e., from August 12, 2024 upto August 11, 2027 subject to approval by the Members in this Annual General Meeting.

The Company has, in terms of Section 160(1) of the Act, received in writing notice from a Member, proposing his candidature for the office of Director. The profile and specific areas of expertise of Mr. Patwari are provided as an Annexure to this Notice.

Mr. Patwari has given his declaration to the Board, inter alia, that (i) he meets the criteria of independence as provided under Section 149(6) of the Act and the rules made thereunder, and Regulation 16(1)(b) of the Securities and Exchange Board of India (Listing Obligations and Disclosure Requirements) Regulations, 2015 ('SEBI Listing Regulations'), (ii) is not restrained from acting as a Director by virtue of any Order passed by SEBI or any such authority and (iii) is eligible to be appointed as a Director in terms of Section 164 of the Act and (iv) he is not aware of any circumstance which exists or may be reasonably anticipated that could impair or impact his ability to discharge his duties with an objective independent judgment and without any external influence. He has also given his consent to act as a Director.

In the opinion of the Board, Mr. Patwari is a person of integrity, possesses relevant expertise / experience and fulfills the conditions specified in the Act and the SEBI Listing Regulations for appointment as an Independent Director and he is independent of the Management. Given his experience, the Board considers it desirable and in the interest of the Company to have Mr. Patwari on the Board of the Company and accordingly the Board recommends the appointment of Mr. Patwari as Non-executive Independent Director, as proposed in the Special Resolution set out at Item No. 4 of the accompanying Notice for approval by the Members. The terms and conditions of appointment of the Independent Directors is available for inspection during the office hours till the date of AGM.

None of the Directors, Key Managerial Personnel or their respective relatives, except Mr. Dinesh Chander Patwari & his

relatives, are in any way concerned or interested, financially or otherwise, in the said Resolution.

ITEM NO. 5

Appointment of Mr. Upendra Prasad Singh (DIN: 00354985) as Non-executive Independent Director of the Company

Based on the recommendation of the Nomination and Remuneration Committee ('NRC'), the Board has appointed Mr. Upendra Prasad Singh (DIN: 00354985) as Non-executive Independent Director (Additional Director) not liable to retire by rotation, for a term of three years, i.e., from August 12, 2024 upto August 11, 2027 subject to approval by the Members in this Annual General Meeting.

The Company has, in terms of Section 160(1) of the Act, received in writing notice from a Member, proposing his candidature for the office of Director. The profile and specific areas of expertise of Mr. Upendra Prasad Singh (DIN: 00354985) are provided as an Annexure to this Notice.

Mr. Upendra Prasad Singh (DIN: 00354985) has given his declaration to the Board, inter alia, that (i) he meets the criteria of independence as provided under Section 149(6) of the Act and the rules made thereunder, and Regulation 16(1)(b) of the Securities and Exchange Board of India (Listing Obligations and Disclosure Requirements) Regulations, 2015 ('SEBI Listing Regulations'), (ii) is not restrained from acting as a Director by virtue of any Order passed by SEBI or any such authority and (iii) is eligible to be appointed as a Director in terms of Section 164 of the Act and (iv) he is not aware of any circumstance which exists or may be reasonably anticipated that could impair or impact his ability to discharge his duties with an objective independent judgment and without any external influence. He has also given his consent to act as a Director.

In the opinion of the Board, Mr. Upendra Prasad Singh (DIN: 00354985) is a person of integrity, possesses relevant expertise / experience and fulfills the conditions specified in the Act and the SEBI Listing Regulations for appointment as an Independent Director and he is independent of the Management. Given his experience, the Board considers it desirable and in the interest of the Company to have Mr. Upendra Prasad Singh (DIN: 00354985) on the Board of the Company and accordingly the Board recommends the appointment of Mr. Upendra Prasad Singh (DIN: 00354985) as Non-executive Independent Director, as proposed in the Special Resolution set out at Item No. 4 of the accompanying Notice for approval by the Members. The terms and conditions of appointment of the Independent Directors is available for inspection during the office hours till the date of AGM.

None of the Directors, Key Managerial Personnel or their respective relatives, except Mr. Upendra Prasad Singh (DIN:

NOTICE (CONTD.)

00354985) & his relatives, are in any way concerned or interested, financially or otherwise, in the said Resolution.

ITEM NO. 6:

Appointment of Mrs. Irina Garg (DIN: 10732703) as Non-executive Independent Woman Director of the Company

Based on the recommendation of the Nomination and Remuneration Committee ('NRC'), the Board has appointed Mrs. Irina Garg (DIN: 10732703) as Non-executive Independent Director (Additional Director) not liable to retire by rotation, for a term of three years, i.e., from August 12, 2024 upto August 11, 2027 subject to approval by the Members in this Annual General Meeting.

The Company has, in terms of Section 160(1) of the Act, received in writing notice from a Member, proposing his candidature for the office of Director. The profile and specific areas of expertise of Mrs. Irina Garg (DIN: 10732703) are provided as an Annexure to this Notice.

Mrs. Irina Garg (DIN: 10732703) has given his declaration to the Board, inter alia, that (i) he meets the criteria of independence as provided under Section 149(6) of the Act and the rules made thereunder, and Regulation 16(1)(b) of the Securities and Exchange Board of India (Listing Obligations and Disclosure Requirements) Regulations, 2015 ('SEBI Listing Regulations'), (ii) is not restrained from acting as a Director by virtue of any Order passed by SEBI or any such authority and (iii) is eligible to be appointed as a Director in terms of Section 164 of the Act and (iv) he is not aware of any circumstance which exists or may be reasonably anticipated that could impair or impact his ability to discharge his duties with an objective independent judgment and without any external influence. He has also given his consent to act as a Director.

In the opinion of the Board, Mrs. Irina Garg is a person of integrity, possesses relevant expertise / experience and fulfills the conditions specified in the Act and the SEBI Listing Regulations for appointment as an Independent Director and he is independent of the Management. Given his experience, the Board considers it desirable and in the interest of the Company to have Mrs. Irina Garg (DIN: 10732703) on the Board of the Company and accordingly the Board recommends the appointment of Mrs. Irina Garg

(DIN: 10732703) as Non-executive Independent Director, as proposed in the Special Resolution set out at Item No. 4 of the accompanying Notice for approval by the Members. The terms and conditions of appointment of the Independent Directors is available for inspection during the office hours till the date of AGM.

None of the Directors, Key Managerial Personnel or their respective relatives, except Mrs. Irina Garg (DIN: 10732703) & his relatives, are in any way concerned or interested, financially or otherwise, in the said Resolution.

ITEM NO. 7:

On the recommendation of the Audit Committee, the Board has approved the appointment and remuneration of M/s K.G. Goyal & Co, Cost Accountants, Jaipur (Firm Registration No. 000017) to conduct the audit of cost records of the Company's various units respectively for the financial Year 2024-25 at a fee of ₹ 1,10,000/- to M/s K.G. Goyal & Co, subject to TDS, GST etc., as applicable, apart from out of pocket expenses, as remuneration for cost audit services for the financial year 2024-25.

In accordance with the provisions of Section 148 of the Companies Act, 2013 read with the Companies (Audit and Auditors) Rules, 2014, the remuneration payable to the Cost Auditors have to be ratified by the shareholders of the Company. Hence, the Members approval is being sought by way of Ordinary Resolution.

The Board recommends the resolution for approval of the members as set out at Item No.7.

None of the Directors and Key Managerial Personnel or their respective relatives are, in any way, concerned or interested, financially or otherwise, in the said Resolution.

By the Order of Board of Directors

Arjun Agal
(Company Secretary)
M. No.: A74400

Date: 12th August, 2024
Place: Bhillwara



ANNEXURE

DETAILS OF DIRECTORS SEEKING APPOINTMENT/RE-APPOINTMENT IN THE FORTHCOMING ANNUAL GENERAL MEETING

[PURSUANT TO REGULATION 36(3) OF THE SEBI (LISTING OBLIGATIONS AND DISCLOSURE REQUIREMENTS) REGULATIONS, 2015 AND SECRETARIAL STANDARD-2 ON GENERAL MEETINGS]

Name of Directors	Dr. Shri Niwas Modani	Dinesh Chander Patwari	Upendra Prasad Singh	Irina Garg
Designation / Category of Director	Whole Time Director & Vice Chairman	Additional, Non-Executive Independent Director	Additional, Non-Executive Independent Director	Non-Executive, Independent Woman Director
DIN	00401498	10060352	00354985	10732703
Date of First Appointment on the Board	20 th June, 1989	12 th August, 2024	12 th August, 2024	12 th August, 2024
Qualification	Mr. Modani holds PhD in Strategic Management Practices for a sustainable future, along with a Masters Science (M.Sc), with honours in Chemistry, as well as an MBA qualification along with a Post-Graduate Diploma in Cement Technology from NCBM, Faridabad	Mr. D. C. Patwari holds a prestigious MBA degree from the Indian Institute of Management (IIM), Ahmedabad. He has also completed Treasury & Forex Management from ICFAI. His specialisation in treasury and forex management suggests expertise in financial risk management, foreign exchange markets, and treasury operations. He has also pursued M.Com and B.Com in Accounts & Business Statistics, Financial Management from Rajasthan University	Mr. Singh secured third rank in the State at the Bihar Secondary School Examination Board. He did his B. Tech in Mechanical Engineering and M. Tech in Industrial & Management Engineering from prestigious IIT Kanpur. He belongs to 1985 batch of Indian Administrative Service, borne in Odisha Cadre	Mrs. Garg is Post Graduate in Psychology (Gold Medalist) < Lucknow University and PhD in Financa and Tax Planning from Rajasthan University, Retired as Principal Chief Commissioner of Income Tax, Rajasthan
Expertise in specific functional areas	He has rich and varied experience of more than 35 years in the textile industry, having previously held positions in key organisations in the industry.	He is an Indian Revenue Service (IRS) officer having a rich experience of over 36 years and also having served various salient positions across various Government Departments pan India. Author to a book titled as 'Options & Futures in an Indian Perspective'. Mr. D. C. Patwari has had an extensive and varied career in the field of income tax administration across different roles and locations	After a distinguished service of more than 37 years in IAS, Shri Singh superannuated as Secretary to Government of India, Ministry of Textiles, on 31 st October, 2022. Prior to becoming Secretary Ministry of Textiles Shri Singh served as Secretary, Department of Water Resources, River Development and Ganga Rejuvenation, Ministry of Jalshakti for more than three years. As Secretary, Ministry of Textiles, Mr Singh was responsible for formulation of policies and programmes and their implementation for overall development of Textile industry in the Country including export promotion. Major initiative as Secretary, Textiles included launch of PLI Scheme for Textiles and PM – MITRA park (Mega Textiles Park) scheme. Shri Singh is regarded as an expert of water sector. He has spent above 6 years in water sector, both in the State and the Centre, including more than 03 years as Secretary to Govt of India. As Joint Secretary/Additional Secretary in the Ministry of Petroleum and Natural Gas, Shri Singh is credited with formulation of policies include Pricing Policy for Natural Gas, Uniform Licensing Policy, Open Acreage Licensing Policy, Small Margin Field Policy, Coal Bed Methane (CBM) Pricing Policy etc.	She was IRS officer of 1988 batch who has served in various positions of responsibility in the Income Tax Department in Rajasthan, Mumbai and Delhi. She was on deputation as a Director of Higher Technical Education in the Ministry of HRD for 5 years. Further she was Director General of National Institute of Agriculture Marketing in the Ministry of Agriculture and Farmers Welfare for 3 years. Have travelled extensively and done trainings in India and abroad.

ANNEXURE (CONTD.)

Name of Directors	Dr. Shri Niwas Modani	Dinesh Chander Patwari	Upendra Prasad Singh	Irina Garg
Directorship held in other public companies (excluding foreign companies)	None	*-METROPOLITAN STOCK EXCHANGE OF INDIA LIMITED *-JANA SMALL FINANCE BANK LIMITED	*- PARAS HEALTHCARE LIMITED *-SARDA ENERGY & MINERALS LIMITED *- JINDAL FERROUS LIMITED	None
Membership/ Chairmanship of Committees of other Indian public Companies	None	None	*- SARDA ENERGY & MINERALS LIMITED: Nomination & Remuneration Committee (Member) Corporate Social Responsibility Committee (Chairperson)	None
Shareholding of Director [including shareholding as beneficial owner]	6,24,779 Equity Shares	Nil	Nil	Nil
Name of listed entities from which the person has resigned in the past three years	None	None	None	None
Terms and Conditions of appointment / reappointment	Re-appointment as Director	Appointment as a Director and Independent Director	Appointment as a Director and Independent Director	Appointment as a Director and Independent Woman Director
Details of Remuneration sought to be paid	As per the terms of appointment as a Whole Time Director approved by the Shareholders.	He shall be paid a fee for attending meetings of the Board or Committees thereof and reimbursement of expenses for participating in the Board and other meetings.	He shall be paid a fee for attending meetings of the Board or Committees thereof and reimbursement of expenses for participating in the Board and other meetings.	She shall be paid a fee for attending meetings of the Board or Committees thereof and reimbursement of expenses for participating in the Board and other meetings.
Remuneration last drawn (including sitting fees, if any) for 2023-24	₹ 202.42 Lakhs	Not Applicable	Not Applicable	Not Applicable
Number of Board meetings attended during the 2023-24	4	Not Applicable	Not Applicable	Not Applicable
Relationship with other Directors, Managers, and other Key Managerial Personnel of the Company	Dr. S.N. Modani is son-in-law of Mr. Rampal Soni, Chairman of the Company	Not related to any Director Managers, and other Key Managerial Personnel of the Company	Not related to any Director Managers, and other Key Managerial Personnel of the Company	Not related to any Director Managers, and other Key Managerial Personnel of the Company