

Date: May 27, 2024

**BSE Limited**

Phiroze Jeejeebhoy Towers,  
Dalal Street,  
Mumbai- 400001,

**National Stock Exchange of India Limited**

Exchange Plaza, 5<sup>th</sup> Floor  
Plot no. C/I, G Block,  
Bandra - Kurla Complex,  
Bandra(E), Mumbai - 400 051.

Scrip Code: 543266

Symbol: HERANBA

Dear Sir/Madam,

**Sub: Outcome of the Board Meeting in accordance with SEBI (Listing Obligations and Disclosure Requirements) Regulations, 2015 ("Listing Regulations")**

The Board of Directors of the Company at their meeting held on May 27, 2024 *inter alia*, transacted the following business items:

**1. Financial Results**

Pursuant to Regulation 33 of Listing Regulation, The Board approved the Financial Results for the quarter and year ended March 31, 2024 together with Auditors Report thereon.

Please find enclosed herewith the followings:

- a) Financial Result for the quarter and year ended March 31, 2024 together with Auditors Report thereon issued by M/s. Natvarlal Vepari & Co., Auditor of the Company;
- b) Press Release on the Financial Results for the quarter and year ended March 31, 2024.

An extract of the aforementioned results would be published in the newspaper in accordance with the Listing Regulations.

The Financial Result will also be available on the website of the Company at [www.heranba.co.in](http://www.heranba.co.in) and also on website of BSE Ltd at [www.bseindia.com](http://www.bseindia.com) and National Stock Exchange of India Limited at [www.nseindia.com](http://www.nseindia.com).

The Company hereby declares that the Auditor have expressed an unmodified opinion in the Audit Report on the Financial Result for the quarter and year ended March 31, 2024.

## 2. Dividend

The Board of Directors has recommended the final dividend of Rs. 1.25 (Rupees One and Paise Twenty Five ) per equity share of the face value of Rs. 10.00 (Rupees Ten) each (i.e. 12.5% % of the face value) for the financial year ended March 31, 2024, subject to approval of the shareholders at the ensuing Annual General Meeting (AGM).

## 3. 32<sup>nd</sup> Annual General Meeting

The Board of Directors has approved to convene the 32<sup>nd</sup> Annual General Meeting (AGM) of the Company on September 12, 2024.

## 4. Record Date Book Closure Period and Cut Off Date for the purpose of Dividend and AGM

The Board has fixed the Record Date, Book Closure Period and Cut Off Date for determining the eligibility and entitlement of the Members to the Final Dividend for the Financial Year ended March 31, 2024 and 31<sup>st</sup> Annual General Meeting as follows:

| Sl. No. | Particulars         | Details                                       |
|---------|---------------------|---|
| 1       | Record Date         | September 05, 2024                            |
| 2       | Book Closure Period | From September 06, 2024 to September 12, 2024 |
| 3       | Cut Off Date        | September 05, 2024                            |

## 5. Appointment of the Secretarial Auditor of the Company w.e.f. April 01, 2024

Based on the recommendation of the Audit Committee of the Company, the Board has appointed **M/s. K C SUTHAR & Co.** ( COP No- 4075 & Peer Review: 1357/2021), Practicing Company Secretaries as Secretarial Auditors of the Company **w.e.f. April 01, 2024** for the for Financial Year 2024-25.

K. C. Suthar & Co., Practicing is proprietorship firm of practicing company secretaries, established in the year of 2001 and since then the firm is providing secretarial services to the various listed and unlisted companies.

## 6. Appointment of Cost Auditor of the Company w.e.f. April 01, 2024

Based on the recommendation of the Audit Committee of the Company, the Board has appointed **M/s. Paresh Jaysih Sampat**, (B.COM, FCMA, FCS, LL.B, CIMA (U.K.)), Cost accountants (Registration No. 102421) as the Cost Auditor of the company for the Financial Year 2024-25.

This firm have extensive experience in the areas of Product Costing, Cost Accounting Record Maintenance, Cost Audit, Stock Audit and other allied matters.

**7. Appointment of Internal Auditor of the Company w.e.f. April 01, 2024**

Based on the recommendation of the Audit Committee of the Company, the Board has appointed **Mr. Kamal Dharewa**, Chartered Accountant bearing Membership No - 136004 of **KD Practice Consulting Pvt Ltd** as Internal Auditors of the Company for the Financial Year 2024-25.

KD Practice Consulting is one of the renowned internal audit firm specializing in helping its clients by conducting internal audits, identifying process gaps and strengthening internal controls. They work with the management to create strong internal control environment and help in better corporate governance.

**8. Incorporation of a New Foreign Wholly-Owned Subsidiary of the Company in Taiwan (Foreign Subsidiary)**

We wish to inform that the Board has approved the incorporation of a new foreign Wholly-Owned Subsidiary Company ( Foreign Subsidiary) in Taiwan under the name which will be available for which the application will be made in due course of time. Other disclosure whereof shall be given separately to the exchange.

The Board Meeting commenced at 04.00 p.m. and concluded at 05.10 p.m.

You are requested to kindly take the above information on record.  
Thanking You.

Yours faithfully,  
**For Heranba Industries Limited**

Abdul Latif  
Company Secretary and Compliance Officer  
ICSI Membership No.: A17009  
Encl. as above

# *Natvarlal Vepari & Co.*

CHARTERED ACCOUNTANTS

903-904, 9th Floor, Raheja Chambers, 213, Nariman Point, Mumbai-400 021. Tel : 67527100 Fax : 6752 7101 E-Mail : nvc@nvc.in

## **Independent Auditor's Report on Audit of Annual Standalone Financial Results and Review of Quarterly Financial Results**

To The Board of Directors of  
Heranba Industries Limited

### **Opinion and Conclusion**

We have

- a. Audited the Standalone Financial Results for the year ended March 31, 2024, and
- b. Reviewed the Standalone Financial Results for the quarter ended March 31, 2024 (refer 'Other Matters' section below), which were subject to limited review by us,

both included in the accompanying "Statement of Standalone Financial Results for the quarter and year ended March 31, 2024." of Heranba Industries Limited ("the Company"), being submitted by the Company pursuant to the requirements of Regulation 33 of the SEBI (Listing Obligations and Disclosure Requirements) Regulations, 2015, as amended ("the Listing Regulations")

#### **(a) Opinion on Annual Standalone Financial Results**

In our opinion and to the best of our information and according to the explanations given to us, the Standalone Financial Results for the year ended March 31, 2024:

- i. is presented in accordance with the requirements of Regulation 33 of the SEBI (Listing Obligations and Disclosure Requirements) Regulations, 2015, as amended; and
- ii. gives a true and fair view in conformity with the recognition and measurement principles laid down in the Indian Accounting Standards and other accounting principles generally accepted in India of the net profit and total comprehensive income and other financial information of the Company for the year then ended.

#### **(b) Conclusion on Unaudited Standalone Financial Results for the quarter ended March 31, 2024**

With respect to the Standalone Financial Results for the quarter ended March 31, 2024, based on our review conducted as stated in paragraph (b) of Auditor's Responsibilities section below, nothing has come to our attention that causes us to believe that the Standalone Financial Results for the quarter ended March 31, 2024, prepared in accordance with the recognition and measurement principles laid down in the Indian Accounting Standards and other accounting principles generally accepted in India, has not disclosed the information required to be disclosed in terms of Regulation 33 of the SEBI (Listing Obligations and Disclosure Requirements) Regulations,



# *Natvarlal Vepari & Co.*

CHARTERED ACCOUNTANTS

903-904, 9th Floor, Raheja Chambers, 213, Nariman Point, Mumbai-400 021. Tel : 67527100 Fax : 6752 7101 E-Mail : nvc@nvc.in

2015, as amended, including the manner in which it is to be disclosed, or that it contains any material misstatement.

## **Basis for Opinion on the Audited Standalone Financial Results for the year ended March 31, 2024**

We conducted our audit in accordance with the Standards on Auditing (“SAs”) specified under Section 143(10) of the Companies Act, 2013 (the “Act”). Our responsibilities under those Standards are further described in paragraph (a) of Auditor’s Responsibilities section below. We are independent of the Company in accordance with the Code of Ethics issued by the Institute of Chartered Accountants of India (“the ICAI”) together with the ethical requirements that are relevant to our audit of the Standalone Financial Results for the year ended March 31, 2024 under the provisions of the Act and the Rules thereunder, and we have fulfilled our other ethical responsibilities in accordance with these requirements and the ICAI’s Code of Ethics. We believe that the audit evidence obtained by us is sufficient and appropriate to provide a basis for our audit opinion.

## **Management’s Responsibilities for the Statement**

This Statement, which includes the Standalone Financial Results is the responsibility of the Company’s Board of Directors and has been approved by them for the issuance. The Standalone Financial Results for the year ended March 31, 2024, have been compiled from the related audited standalone financial statements. This responsibility includes the preparation and presentation of the Standalone Financial Results for the quarter and year ended March 31, 2024 that give a true and fair view of the net profit and other comprehensive income and other financial information in accordance with the recognition and measurement principles laid down in the Indian Accounting Standards prescribed under Section 133 of the Act read with relevant rules issued thereunder and other accounting principles generally accepted in India and in compliance with Regulation 33 of the Listing Regulations. This responsibility also includes maintenance of adequate accounting records in accordance with the provisions of the Act for safeguarding the assets of the Company and for preventing and detecting frauds and other irregularities; selection and application of appropriate accounting policies; making judgments and estimates that are reasonable and prudent; and the design, implementation and maintenance of adequate internal financial controls with reference to Standalone Financial Statements that were operating effectively for ensuring the accuracy and completeness of the accounting records, relevant to the preparation and presentation of the Standalone Financial Results that give a true and fair view and is free from material misstatement, whether due to fraud or error.

In preparing the Standalone Financial Results, the Board of Directors is responsible for assessing the Company’s ability, to continue as a going concern, disclosing, as applicable, matters related to going concern and using the going concern basis of accounting unless the Board of Directors either intends



# *Natvarlal Vepari & Co.*

CHARTERED ACCOUNTANTS

903-904, 9th Floor, Raheja Chambers, 213, Nariman Point, Mumbai-400 021. Tel : 67527100 Fax : 6752 7101 E-Mail : nvc@nvc.in

to liquidate the Company or to cease operations, or has no realistic alternative but to do so.

The Board of Directors of the Company is also responsible for overseeing the financial reporting process of the Company.

## **Auditor's Responsibilities**

### **(a) Audit of the Standalone Financial Results for the year ended March 31, 2024**

Our objectives are to obtain reasonable assurance about whether the Standalone Financial Results for the year ended March 31, 2024, as a whole is free from material misstatement, whether due to fraud or error, and to issue an auditor's report that includes our opinion. Reasonable assurance is a high level of assurance but is not a guarantee that an audit conducted in accordance with SAs will always detect a material misstatement when it exists. Misstatements can arise from fraud or error and are considered material if, individually or in aggregate, they could reasonably be expected to influence the economic decisions of users taken on the basis of this Standalone Financial Results.

As part of an audit in accordance with SAs, we exercise professional judgment and maintain professional skepticism throughout the audit. We also :

- Identify and assess the risks of material misstatement of the Annual Standalone Financial Results, whether due to fraud or error, design and perform audit procedures responsive to those risks, and obtain audit evidence that is sufficient and appropriate to provide a basis for our opinion. The risk of not detecting a material misstatement resulting from fraud is higher than for one resulting from error, as fraud may involve collusion, forgery, intentional omissions, misrepresentations, or the override of internal control.
- Obtain an understanding of internal control relevant to the audit in order to design audit procedures that are appropriate in the circumstances, but not for the purpose of expressing an opinion on the effectiveness of the Company's internal control.
- Evaluate the appropriateness of accounting policies used and the reasonableness of accounting estimates made by the Board of Directors.
- Evaluate the appropriateness and reasonableness of disclosures made by the Board of Directors in terms of the requirements specified under Regulation 33 of the Listing Regulations.
- Conclude on the appropriateness of the Board of Directors' use of the going concern basis of accounting and, based on the audit evidence obtained, whether a material uncertainty exists related to events or conditions that may cast significant doubt on the ability of the Company



# *Natvarlal Vepari & Co.*

CHARTERED ACCOUNTANTS

903-904, 9th Floor, Raheja Chambers, 213, Nariman Point, Mumbai-400 021. Tel : 67527100 Fax : 6752 7101 E-Mail : nvc@nvc.in

to continue as a going concern. If we conclude that a material uncertainty exists, we are required to draw attention in our auditor's report to the related disclosures in the Statement or, if such disclosures are inadequate, to modify our opinion. Our conclusions are based on the audit evidence obtained up to the date of our auditor's report. However, future events or conditions may cause the Company to cease to continue as a going concern.

- Evaluate the overall presentation, structure, and content of the Annual Standalone Financial Results, including the disclosures, and whether the Annual Standalone Financial Results represent the underlying transactions and events in a manner that achieves fair presentation.
- Obtain sufficient appropriate audit evidence regarding the Annual Standalone Financial Results of the Company to express an opinion on the Annual Standalone Financial Results.

Materiality is the magnitude of misstatements in the Annual Standalone Financial Results that, individually or in aggregate, makes it probable that the economic decisions of a reasonably knowledgeable user of the Annual Standalone Financial Results may be influenced. We consider quantitative materiality and qualitative factors in (i) planning the scope of our audit work and in evaluating the results of our work; and (ii) to evaluate the effect of any identified misstatements in the Annual Standalone Financial Results.

We communicate with those charged with governance regarding, among other matters, the planned scope and timing of the audit and significant audit findings including any significant deficiencies in internal control that we identify during our audit.

We also provide those charged with governance with a statement that we have complied with relevant ethical requirements regarding independence, and to communicate with them all relationships and other matters that may reasonably be thought to bear on our independence, and where applicable, related safeguards.

**(b) Review of the Standalone Financial Results for the quarter ended March 31, 2024**

We conducted our review of the Standalone Financial Results for the quarter ended March 31, 2024, in accordance with the Standard on Review Engagements ("SRE") 2410 'Review of Interim Financial Information Performed by the Independent Auditor of the Entity', issued by the ICAI. A review of interim financial information consists of making inquiries, primarily of the Company's personnel responsible for financial and accounting matters and applying analytical and other review procedures. A review is substantially less in scope than an audit conducted in accordance with SAs specified under section 143(10) of the Act and consequently does not enable us to obtain assurance that we would become aware of all significant matters that might be identified in an audit. Accordingly, we do not express an audit opinion.



# *Natvarlal Vepari & Co.*

CHARTERED ACCOUNTANTS

903-904, 9th Floor, Raheja Chambers, 213, Nariman Point, Mumbai-400 021. Tel : 67527100 Fax : 6752 7101 E-Mail : nvc@nvc.in

## **Other Matters**

The Statement includes the results for the quarter ended March 31, 2024, being the balancing figure between audited figures in respect of the full financial year and the published year to date figures up to the third quarter of the current financial year which were subject to limited review by us. Our report on the Statement is not modified in respect of this matter.

For Natvarlal Vepari & Co  
Chartered Accountants  
Firm Registration No. 106971W

  
N Jayendran

Partner

M. No. 040441

Mumbai, Dated: - May 27, 2024

UDIN: 24040441BKFTGV9648





HERANBA INDUSTRIES LIMITED

CIN:L24231GJ1992PLC017315

Regd. Office:PLOT NO 1504/1505/1506/1 GIDC, PHASE-III, VAPI, Valsad-396195, Gujarat, India, Tel. No.: +91 260 240 1646

Corporate Office: 2Nd Floor, A Wing, Fortune Avirahi, Jain Derasar Road, Borivali-West, Mumbai-400092,

Tel. No.: +91 22 28987912

Statement of Standalone Financial Results for the Quarter and Year Ended 31st March 2024

(<sup>₹</sup> in crores)

| Sr. No. | Particulars  | Quarter Ended          |                        |                        | Year ended            |                       |
|---------|--|------------------------|------------------------|------------------------|-----------------------|-----------------------|
|         |  | 31.03.2024<br>Reviewed | 31.12.2023<br>Reviewed | 31.03.2023<br>Reviewed | 31.03.2024<br>Audited | 31.03.2023<br>Audited |
| I       | <b>Income</b>  |                        |                        |                        |                       |                       |
|         | (a) Revenue from Operations  | 261.29                 | 301.70                 | 258.90                 | 1,274.75              | 1,324.38              |
|         | (b) Other Income   | 10.43                  | 6.65                   | 4.25                   | 30.39                 | 13.58                 |
|         | <b>Total Income</b>  | <b>271.72</b>          | <b>308.35</b>          | <b>263.15</b>          | <b>1,305.14</b>       | <b>1,337.96</b>       |
| II      | <b>Expenses</b>  |                        |                        |                        |                       |                       |
|         | (a) Cost of materials consumed   | 138.13                 | 184.10                 | 142.14                 | 830.40                | 907.99                |
|         | (b) Purchase of stock in trade   | 16.23                  | -                      | 6.75                   | 16.23                 | 7.09                  |
|         | (c) Changes in Inventories of Finished Goods and Work-in-Progress            | 13.11                  | 19.17                  | 23.87                  | 45.33                 | (26.89)               |
|         | (d) Employee Benefit Expenses  | 18.24                  | 18.97                  | 15.83                  | 72.65                 | 64.42                 |
|         | (e) Finance Costs  | 4.74                   | 2.62                   | 2.85                   | 11.75                 | 7.91                  |
|         | (f) Depreciation and Amortisation Expenses                                   | 6.98                   | 6.25                   | 6.00                   | 24.85                 | 22.59                 |
|         | (g) Other Expenses   | 55.99                  | 51.17                  | 47.56                  | 213.54                | 210.71                |
|         | <b>Total Expenses</b>  | <b>253.41</b>          | <b>282.28</b>          | <b>245.00</b>          | <b>1,214.75</b>       | <b>1,193.82</b>       |
| III     | <b>Profit before Tax (I-II)</b>  | <b>18.31</b>           | <b>26.07</b>           | <b>18.15</b>           | <b>90.39</b>          | <b>144.14</b>         |
| IV      | <b>Tax Expenses/(Credit)</b>   |                        |                        |                        |                       |                       |
|         | (a) Current Tax  | 8.87                   | 7.72                   | 5.17                   | 28.87                 | 38.86                 |
|         | (b) (Excess) / Short provision for taxation in respect of earlier years      | (0.41)                 | -                      | (0.49)                 | (0.41)                | (0.49)                |
|         | (c) Deferred tax charge / (credit)   | (3.25)                 | (0.87)                 | (0.86)                 | (4.42)                | (4.34)                |
|         | <b>Total Tax Expenses</b>  | <b>5.21</b>            | <b>6.85</b>            | <b>3.82</b>            | <b>24.04</b>          | <b>34.03</b>          |
| V       | <b>Profit for the Year after Taxes (III-IV)</b>                              | <b>13.11</b>           | <b>19.22</b>           | <b>14.33</b>           | <b>66.35</b>          | <b>110.11</b>         |
| VI      | <b>Other Comprehensive Income (net of Taxes)</b>                             |                        |                        |                        |                       |                       |
|         | (a) Items that will not be reclassified to profit or loss (net)              | (0.15)                 | 0.05                   | (0.26)                 | (0.02)                | 0.10                  |
|         | (b) Items that will be reclassified to profit or loss (net)                  | -                      | -                      | -                      | -                     | 0.08                  |
|         | <b>Total Other Comprehensive Income (net of Taxes)</b>                       | <b>(0.15)</b>          | <b>0.05</b>            | <b>(0.26)</b>          | <b>(0.02)</b>         | <b>0.19</b>           |
| VII     | <b>Total Comprehensive Income for the period (V+VI)</b>                      | <b>12.95</b>           | <b>19.26</b>           | <b>14.07</b>           | <b>66.33</b>          | <b>110.30</b>         |
| VIII    | <b>Paid up Equity Share Capital (Face value of Rs.10 Each fully paid up)</b> | <b>40.01</b>           | <b>40.01</b>           | <b>40.01</b>           | <b>40.01</b>          | <b>40.01</b>          |
| IX      | <b>Other Equity</b>  |                        |                        |                        | <b>837.45</b>         | <b>776.10</b>         |
| X       | <b>Earning per share (not annualised for the quarters)</b>                   |                        |                        |                        |                       |                       |
|         | (a) Basic  | 3.28                   | 4.80                   | 3.58                   | 16.58                 | 27.52                 |
|         | (b) Diluted  | 3.28                   | 4.80                   | 3.58                   | 16.58                 | 27.52                 |

*[Handwritten Signature]*



## HERANBA INDUSTRIES LIMITED

CIN : L24231GJ1992PLC017315

Regd. Office: Plot No 1504/1505/1506/1 GIDC, Phase-III Vapi Valsad Gujarat 396195

Tel No.+91 260 240 1646


Corporate Office: 2nd Floor, A wing Fortune Avirahi, Jain Derasar Road Borivali - West, Mumbai 400092 Tel. No. :+91 22 28987912

E-mail : compliance@heranba.com ; Website : www.heranba.co.in

Audited Statement of Standalone Assets and Liabilities as at March 31, 2024

(' in Crores)

| Particulars |   | As at 31.03.2024 | As at 31.03.2023 |
|-------------|---|------------------|------------------|
|             |   | Audited          | Audited          |
| <b>A</b>    | <b>ASSETS</b>   |                  |                  |
| <b>I</b>    | <b>Non-current Assets</b>   |                  |                  |
|             | (a) Property, plant and equipment   | 239.66           | 185.99           |
|             | (b) Capital work-in-progress  | 11.32            | 42.04            |
|             | (c) Financial Assets  |                  |                  |
|             | (i) Investments   | 1.83             | 0.92             |
|             | (ii) Loans  | 299.65           | 53.19            |
|             | (iii) Other Financial Assets  | 6.58             | 5.81             |
|             | (d) Deferred Tax Assets (net)   | 11.52            | 7.09             |
|             | (e) Other Non-current Assets  | 5.02             | 6.78             |
|             |   | <b>575.58</b>    | <b>301.82</b>    |
| <b>II</b>   | <b>Current Assets</b>   |                  |                  |
|             | (a) Inventories   | 244.43           | 297.16           |
|             | (b) Financial Assets  |                  |                  |
|             | (i) Trade Receivables   | 498.35           | 387.59           |
|             | (ii) Cash and cash equivalents  | 12.06            | 99.26            |
|             | (iii) Bank balances other than (iii) above  | 10.36            | 19.37            |
|             | (iv) Other Financial Assets   | 2.65             | 2.86             |
|             | (c) Other Current Assets  | 33.33            | 29.34            |
|             |   | <b>801.18</b>    | <b>835.58</b>    |
|             | Non-Current Assets held for Sale  | 21.90            | 21.90            |
|             | <b>TOTAL ASSETS (I+II)</b>  | <b>1,398.67</b>  | <b>1,159.30</b>  |
| <b>B</b>    | <b>EQUITY AND LIABILITIES</b>   |                  |                  |
| <b>I</b>    | <b>Equity</b>   |                  |                  |
|             | (a) Equity share capital  | 40.01            | 40.01            |
|             | (b) Other equity  | 837.45           | 776.10           |
|             | <b>TOTAL EQUITY</b>   | <b>877.46</b>    | <b>816.11</b>    |
| <b>II</b>   | <b>Liabilities</b>  |                  |                  |
|             | <b>(i) Non-current liabilities</b>  |                  |                  |
|             | (a) Financial liabilities   |                  |                  |
|             | (i) Lease Liability   | 3.62             | 3.51             |
|             | (b) Other Non-Current Liabilities   | 0.18             | -                |
|             | (c) Provisions  | 10.78            | 8.94             |
|             |   | <b>14.58</b>     | <b>12.46</b>     |
|             | <b>(ii) Current liabilities</b>   |                  |                  |
|             | (a) Financial liabilities   |                  |                  |
|             | (i) Borrowings  | 139.49           | 89.01            |
|             | (ii) Lease Liability  | 0.39             | 0.48             |
|             | (iii) Trade payables  |                  |                  |
|             | - total outstanding dues of micro enterprises and small enterprises; and                  | 28.83            | 14.47            |
|             | - total outstanding dues of creditors other than micro enterprises and small enterprises. | 258.11           | 172.12           |
|             | (iv) Other financial liabilities  | 42.77            | 37.54            |
|             | (b) Other current liabilities   | 14.91            | 7.70             |
|             | (c) Provisions  | 1.53             | 1.63             |
|             | (d) Current Tax Liabilities   | 20.60            | 7.79             |
|             |   | <b>506.63</b>    | <b>330.74</b>    |
|             | <b>TOTAL LIABILITIES (i+ii)</b>   | <b>521.21</b>    | <b>343.19</b>    |
|             | <b>TOTAL EQUITY AND LIABILITIES (I+II)</b>  | <b>1,398.67</b>  | <b>1,159.30</b>  |



HERANBA INDUSTRIES LIMITED

CIN : L24231GJ1992PLC017315

Regd. Office: Plot No 1504/1505/1506/1 GIDD, Phase-III Vapi Valsad Gujarat 396195 Tel No.:+91 260 240 1646

Corporate Office: 2nd Floor, A wing Fortune Avirahi, Jain Derasar Road Borivali - West, Mumbai 400092 Tel. No. :+91 22 28987912

E-mail : compliance@heranba.com ; Website : www.heranba.co.in

Audited Standalone Cash flow Statement for the year ended March 31, 2024

( in Crores)

| Particulars   | For the year ended<br>31st March 2024 | For the year ended<br>31st March 2023 |
|---|---------------------------------------|---------------------------------------|
| <b>[A] CASH FLOW FROM OPERATING ACTIVITIES</b>                          |                                       |                                       |
| Profit/(Loss) before tax  | 90.41                                 | 144.14                                |
| <b>Adjustments for:</b>   |                                       |                                       |
| Depreciation/Amortisation/Impairment of Property, Plant and Equipments  | 24.85                                 | 22.59                                 |
| Dividend Income   | -                                     | (0.00)                                |
| Interest Income   | (17.14)                               | (4.20)                                |
| Interest Expenses   | 11.75                                 | 7.91                                  |
| Provision for Doubtful Receivables/Advances/Sundry balances written off | 3.88                                  | (0.96)                                |
| Fair value of Investment  | 0.15                                  | 0.00                                  |
| (Profit)/Loss on sale of Property, Plant and Equipments (Net)           | (0.10)                                | (0.06)                                |
| (Profit)/Loss on sale of Investments (Net)                              | (0.01)                                | (0.64)                                |
| Unrealised foreign exchange (gain)/loss (Net)                           | (3.12)                                | (4.19)                                |
| Sundry Balances Written back  | (5.88)                                | (1.62)                                |
| Remeasurement of the net defined benefit liability                      | (0.02)                                | 0.14                                  |
| <b>Operating Profit/(Loss) before changes in working capital</b>        | <b>104.76</b>                         | <b>163.11</b>                         |
| <b>Adjustment for (Increase)/Decrease in Operating Assets</b>           |                                       |                                       |
| Adjustments for decrease (increase) in inventories                      | 52.73                                 | (41.42)                               |
| Adjustments for decrease (increase) in trade receivables, current       | (116.86)                              | 68.90                                 |
| Adjustments for decrease (increase) in other current assets             | (3.65)                                | 22.34                                 |
| Adjustments for other financial assets, non-current                     | (0.77)                                | 2.26                                  |
| Adjustments for other financial assets, current                         | 0.21                                  | (0.27)                                |
| <b>Adjustment for Increase/(Decrease) in Operating Liabilities</b>      |                                       |                                       |
| Adjustments for increase (decrease) in trade payables, current          | 106.16                                | (60.70)                               |
| Adjustments for increase (decrease) in other current liabilities        | 7.09                                  | (5.98)                                |
| Adjustments for provisions, current                                     | (0.11)                                | (0.76)                                |
| Adjustments for provisions, non-current                                 | 1.83                                  | 1.08                                  |
| Adjustments for other financial liabilities, current                    | 4.18                                  | 8.97                                  |
| Adjustments for other financial liabilities, non-current                | -                                     | -                                     |
| <b>Cash flow from operations after changes in working capital</b>       | <b>155.59</b>                         | <b>157.53</b>                         |
| Net Direct Taxes (Paid)/Refunded  | (19.73)                               | (35.02)                               |
| <b>Net Cash Flow from/(used in) Operating Activities</b>                | <b>135.86</b>                         | <b>122.50</b>                         |
| <b>[B] CASH FLOW FROM INVESTING ACTIVITIES</b>                          |                                       |                                       |
| Proceeds from sales of property, plant and equipment                    | 1.06                                  | 0.09                                  |
| Purchase of property, plant and equipment                               | (43.81)                               | (61.31)                               |
| Purchase of investment  | (0.75)                                | (0.74)                                |
| Investment in Wholly Owned Subsidiary                                   | -                                     | (0.15)                                |
| Proceeds from sales of Investment                                       | 0.01                                  | 2.08                                  |
| Loan given  | (246.46)                              | (53.19)                               |
| Dividends received  | -                                     | 0.00                                  |
| Interest received   | 17.14                                 | 4.27                                  |
| Investment in Bank Deposit  | 9.00                                  | 8.89                                  |
| <b>Net Cash Flow from/(used in) Investing Activities</b>                | <b>(263.79)</b>                       | <b>(100.06)</b>                       |
| <b>[C] CASH FLOW FROM FINANCING ACTIVITIES</b>                          |                                       |                                       |
| Net Proceeds from short term borrowings                                 | 55.88                                 | (1.95)                                |
| Payments of finance lease liabilities                                   | (0.96)                                | (1.48)                                |
| Dividends paid  | (5.00)                                | (8.00)                                |
| Interest paid   | (9.18)                                | (6.65)                                |
| <b>Net Cash Flow from/(used in) Financing Activities</b>                | <b>40.74</b>                          | <b>(18.08)</b>                        |
| <b>Net Increase/ (Decrease) in Cash and Cash Equivalents</b>            | <b>(87.20)</b>                        | <b>4.36</b>                           |
| Cash & Cash Equivalents at beginning of period (see Note 1)             | 99.26                                 | 94.90                                 |
| <b>Cash and Cash Equivalents at end of period (see Note 1)</b>          | <b>12.06</b>                          | <b>99.26</b>                          |
| <b>Notes.</b>   |                                       |                                       |
| <b>1 Cash and Cash equivalents comprises of:</b>                        |                                       |                                       |
| Cash on Hands   | 0.03                                  | 0.13                                  |
| Balance with Banks  | 12.03                                 | 53.94                                 |
| In deposit with maturity of less than three months                      | -                                     | 45.19                                 |
| <b>Cash and Cash equivalents</b>  | <b>12.06</b>                          | <b>99.26</b>                          |



Handwritten signature or initials.



**Notes:**

- 1 The above financial results as reviewed by the Audit Committee, were approved and taken on record by the Board of Directors in their meeting held on May 27, 2024.
- 2 The standalone financial results of Heranba Industries Limited (the Company) have been prepared in accordance with Indian Accounting Standards (Ind AS) notified under the Companies (Indian Accounting Standards) Rules, 2015 (as amended) and in terms of regulation 33 of the SEBI ( Listing Obligations and Disclosure requirements ), 2015 as amended.
- 3 During the quarter ended December 31,2023 Mikusu India Private Limited (wholly owned subsidiary company - Acquirer Company) has entered into Share Purchase Agreement dated November 8, 2023, with the promoters and other shareholders to acquire 29,08,719 Equity Shares (FV of Rs. 10 Each) consisting of 48.48% of the total equity share capital of Daikaffil Chemicals India Limited (Target Company) at price of Rs. 24.00 per share aggregating to Rs. 6.98 Crores.  
  
These shares were purchased and transferred to the Company in tranches with the last tranche being transferred on February 05,2024. The Mikusu India Private Limited (Wholly Owned Subsidiary Company) has a defacto control on Daikaffil Chemicals India Limited being the single largest shareholder who has controlling votes at the AGM of the Company. Hence Daikaffil Chemicals India Limited is considered as the Subsidiary Company of Mikusu India Private and in turn a Step Down Subsidiary of Heranba Industries Limited.
- 4 The Board of Directors of the Company at their meeting held on May 27, 2024 has recommended dividend of 1.25 per share (12.5% of FV- Rs.10) on the outstanding equity shares of nominal value of Rs. 10/- each as on record date, subject to shareholder approval at the ensuing Annual General Meeting.
- 5 The figures for the quarter ended March 31,2024 are the balancing figures between the audited figures in respect of the full financial year and unaudited year to date figures upto the third quarter ended December 31,2023, which were subjected to limited review.
- 6 The company is engaged in manufacture and sale of Agro Chemical business. As the Company's business activity falls within a single business segment, there is no separate reportable segment as per Ind AS 108 " Operating Segments".
- 7 Figures for the previous period have been regrouped / re-classified to confirm to the figures of the current period.

By Order of the Board  
For Heranba Industries Limited



Raghuram K Shetty  
Managing Director  
DIN-00038703

Place: Mumbai  
Date: May 27, 2024



# *Natvarlal Vepari & Co.*

CHARTERED ACCOUNTANTS

903-904, 9th Floor, Raheja Chambers, 213, Nariman Point, Mumbai-400 021. Tel : 67527100 Fax : 6752 7101 E-Mail : nvc@nvc.in

## **Independent Auditor's Report on Audit of Annual Consolidated Financial Results and Review of Quarterly Financial Results**

**To The Board of Directors of  
Heranba Industries Limited**

### **Opinion and Conclusion**

We have,

- a. Audited the Consolidated Financial Results for the year ended March 31, 2024, and
- b. Reviewed the Consolidated Financial Results for the quarter ended March 31, 2024 (refer 'Other Matters' section below), which were subject to limited review by us

both included in the accompanying "Statement of Consolidated Financial Results for the quarter and year ended March 31, 2024" of **Heranba Industries Limited** (the "Parent") and its subsidiaries (the Parent and its subsidiaries together referred to as the "Group"), for the quarter and year ended March 31, 2024 (the "Statement") being submitted by the Parent pursuant to the requirements of Regulation 33 of the SEBI (Listing Obligations and Disclosure Requirements) Regulations, 2015, as amended (the "Listing Regulations").

#### **(a) Opinion on Annual Consolidated Financial Results**

In our opinion and to the best of our information and according to the explanations given to us, the Consolidated Financial Results for the year ended March 31, 2024:

- (i) includes the results of the entities listed in **Annexure A;**
- (ii) is presented in accordance with the requirements of Regulation 33 of the SEBI (Listing Obligations and Disclosure Requirements) Regulations, 2015, as amended; and
- (iii) gives a true and fair view in conformity with the recognition and measurement principles laid down in the Indian Accounting Standards and other accounting principles generally accepted in India of the consolidated net profit and consolidated total comprehensive income and other financial information of the Group for the year ended March 31, 2024.

#### **(b) Conclusion on Unaudited Consolidated Financial Results for the quarter ended March 31, 2024**



# *Natvarlal Vepari & Co.*

CHARTERED ACCOUNTANTS

903-904, 9th Floor, Raheja Chambers, 213, Nariman Point, Mumbai-400 021. Tel : 67527100 Fax : 6752 7101 E-Mail : nvc@nvc.in

With respect to the Consolidated Financial Results for the quarter ended March 31, 2024, based on our review conducted and procedures performed as stated in paragraph (b) of Auditor's Responsibilities section below, nothing has come to our attention that causes us to believe that the Consolidated Financial Results for the quarter ended March 31, 2024, prepared in accordance with the recognition and measurement principles laid down in the Indian Accounting Standards and other accounting principles generally accepted in India, has not disclosed the information required to be disclosed in terms of Regulation 33 of the SEBI (Listing Obligations and Disclosure Requirements) Regulations, 2015, as amended, including the manner in which it is to be disclosed, or that it contains any material misstatement.

## **Basis for Opinion on the Audited Consolidated Financial Results for the year ended March 31, 2024**

We conducted our audit in accordance with the Standards on Auditing ("SAs") specified under Section 143(10) of the Companies Act, 2013 (the "Act"). Our responsibilities under those Standards are further described in paragraph (a) of Auditor's Responsibilities section below. We are independent of the Group in accordance with the Code of Ethics issued by the Institute of Chartered Accountants of India ("ICAI") together with the ethical requirements that are relevant to our audit of the Consolidated Financial Results for the year ended March 31, 2023 under the provisions of the Act and the Rules thereunder, and we have fulfilled our other ethical responsibilities in accordance with these requirements and the ICAI's Code of Ethics. We believe that the audit evidence obtained by us is sufficient and appropriate to provide a basis for our audit opinion.

## **Emphasis of Matter**

Without qualifying our opinion, we draw attention to the following matters related to Emphasis of Matter included in the audit report issued on a step- subsidiary company of the Company by the Component Auditor, on matters which are relevant to our opinion on the consolidated financial statements of the Group, and reproduced by us as under:

"We draw attention to Note No. 5 to the financial results which describes the facts about planned closure of manufacturing operations for limited period of time, primarily on account of dry-up of sales orders and management's actions to reduce the fixed costs and focus on increasing trading



# *Natvarlal Vepari & Co.*

CHARTERED ACCOUNTANTS

903-904, 9th Floor, Raheja Chambers, 213, Nariman Point, Mumbai-400 021. Tel : 67527100 Fax : 6752 7101 E-Mail : nvc@nvc.in

activities till the time manufacturing operations restart.

The management does not foresee any threat to the going concern status of the company and prepared the financial statements of the company on going concern basis for the reasons elaborately discussed in the said Note. In forming our conclusion, we have considered the adequacy of the disclosure made in above referred Note. However, the plans described therein depend upon how the future events unfold and indicate that a material uncertainty exists that may cast significant doubt on the company's ability to continue as a going concern.

Our conclusion is not modified in respect of this matter.”

## **Management's Responsibilities for the Statement**

This Statement, which includes the Consolidated Financial Results, is the responsibility of the Parent's Board of Directors and has been approved by them for the issuance. The Consolidated Financial Results for the year ended March 31, 2024, have been compiled from the related audited consolidated financial statements. This responsibility includes the preparation and presentation of the Consolidated Financial Results for the quarter and year ended March 31, 2024 that give a true and fair view of the consolidated net profit and consolidated other comprehensive income and other financial information of the Group in accordance with the recognition and measurement principles laid down in the Indian Accounting Standards, prescribed under Section 133 of the Act, read with relevant rules issued thereunder and other accounting principles generally accepted in India and in compliance with Regulation 33 of the Listing Regulations.

The respective Boards of Directors of the companies included in the Group are responsible for maintenance of adequate accounting records in accordance with the provisions of the Act for safeguarding the assets of the Group and for preventing and detecting frauds and other irregularities; selection and application of appropriate accounting policies; making judgments and estimates that are reasonable and prudent; and the design, implementation and maintenance of adequate internal financial controls with reference to Consolidated Financial Statements, that were operating effectively for ensuring the accuracy and completeness of the accounting records, relevant to the preparation and presentation of the respective financial results that give a true and fair view and are free from material misstatement, whether due to fraud or error, which have been used for the purpose of preparation of this Consolidated Financial Results by the Directors



# *Natvarlal Vepari & Co.*

CHARTERED ACCOUNTANTS

903-904, 9th Floor, Raheja Chambers, 213, Nariman Point, Mumbai-400 021. Tel : 67527100 Fax : 6752 7101 E-Mail : nvc@nvc.in

of the Parent, as aforesaid.

In preparing the Consolidated Financial Results, the respective Boards of Directors of the companies included in the Group are responsible for assessing the ability of the respective entities to continue as a going concern, disclosing, as applicable, matters related to going concern and using the going concern basis of accounting unless the respective Board of Directors either intends to liquidate their respective entities or to cease operations, or has no realistic alternative but to do so.

The respective Board of Directors of the companies included in the Group are responsible for overseeing the financial reporting process of their respective companies.

## **Auditor's Responsibilities**

### **(a) Audit of the Consolidated Financial Results for the year ended March 31, 2024**

Our objectives are to obtain reasonable assurance about whether the Consolidated Financial Results for the year ended March 31, 2024, as a whole are free from material misstatement, whether due to fraud or error, and to issue an auditor's report that includes our opinion. Reasonable assurance is a high level of assurance, but is not a guarantee that an audit conducted in accordance with SAs will always detect a material misstatement when it exists. Misstatements can arise from fraud or error and are considered material if, individually or in aggregate, they could reasonably be expected to influence the economic decisions of users taken on the basis of this Consolidated Financial Results.

As part of an audit in accordance with SAs, we exercise professional judgment and maintain professional skepticism throughout the audit. We also:

- Identify and assess the risks of material misstatement of the Annual Consolidated Financial Results, whether due to fraud or error, design and perform audit procedures responsive to those risks, and obtain audit evidence that is sufficient and appropriate to provide a basis for our opinion. The risk of not detecting a material misstatement resulting from fraud is higher than for one resulting from error, as fraud may involve collusion, forgery, intentional omissions, misrepresentations, or the override of internal control.
- Obtain an understanding of internal control relevant to the audit in order to design audit procedures that are appropriate in the circumstances, but not for the purpose of expressing an opinion on the effectiveness of such controls.
- Evaluate the appropriateness of accounting policies used and the reasonableness of





# *Natvarlal Vepari & Co.*

CHARTERED ACCOUNTANTS

903-904, 9th Floor, Raheja Chambers, 213, Nariman Point, Mumbai-400 021. Tel : 67527100 Fax : 6752 7101 E-Mail : nvc@nvc.in

accounting estimates made by the Board of Directors.

- Evaluate the appropriateness and reasonableness of disclosures made by the Board of Directors in terms of the requirements specified under Regulation 33 of the Listing Regulations.
- Conclude on the appropriateness of the Board of Directors' use of the going concern basis of accounting and, based on the audit evidence obtained, whether a material uncertainty exists related to events or conditions that may cast significant doubt on the ability of the Group to continue as a going concern. If we conclude that a material uncertainty exists, we are required to draw attention in our auditor's report to the related disclosures in the Consolidated Financial Results or, if such disclosures are inadequate, to modify our opinion. Our conclusions are based on the audit evidence obtained up to the date of our auditor's report. However, future events or conditions may cause the Group to cease to continue as a going concern.
- Evaluate the overall presentation, structure, and content of the Annual Consolidated Financial Results, including the disclosures, and whether the Annual Consolidated Financial Results represent the underlying transactions and events in a manner that achieves fair presentation.
- Perform procedures in accordance with the circular issued by the SEBI under Regulation 33(8) of the Listing Regulations to the extent applicable.

Materiality is the magnitude of misstatements in the Annual Consolidated Financial Results that, individually or in aggregate, makes it probable that the economic decisions of a reasonably knowledgeable user of the Annual Consolidated Financial Results may be influenced. We consider quantitative materiality and qualitative factors in (i) planning the scope of our audit work and in evaluating the results of our work; and (ii) to evaluate the effect of any identified misstatements in the Annual Consolidated Financial Results.

We communicate with those charged with governance of the Parent and such other entities included in the Consolidated Financial Results of which we are the independent auditors regarding, among other matters, the planned scope and timing of the audit and significant audit findings including any significant deficiencies in internal control that we identify during our audit.

We also provide those charged with governance with a statement that we have complied with relevant ethical requirements regarding independence, and to communicate with them all relationships and other matters that may reasonably be thought to bear on our



# *Natvarlal Vepari & Co.*

CHARTERED ACCOUNTANTS

903-904, 9th Floor, Raheja Chambers, 213, Nariman Point, Mumbai-400 021. Tel : 67527100 Fax : 6752 7101 E-Mail : nvc@nvc.in

independence, and where applicable, related safeguards.

**(b) Review of the Consolidated Financial Results for the quarter ended March 31, 2024**

We conducted our review of the Consolidated Financial Results for the quarter ended March 31, 2024, in accordance with the Standard on Review Engagements (SRE) 2410 'Review of Interim Financial Information Performed by the Independent Auditor of the Entity', issued by the ICAI. A review of interim financial information consists of making inquiries, primarily of the Company's personnel responsible for financial and accounting matters and applying analytical and other review procedures. A review is substantially less in scope than an audit conducted in accordance with SA specified under section 143(10) of the Act and consequently does not enable us to obtain assurance that we would become aware of all significant matters that might be identified in an audit. Accordingly, we do not express an audit opinion.

The Statement includes the results of the entities as listed under paragraph (a)(i) of Opinion and Conclusion section above.

We also performed procedures in accordance with the circular issued by the SEBI under Regulation 33(8) of the SEBI (Listing Obligations and Disclosure Requirements) Regulations, 2015, as amended, to the extent applicable.

**Other Matters**

- a. We did not audit the financial statements of Daikaffil Chemicals India Limited, whose financial statements reflect total assets of Rs. 11.78 Crores as at March 31, 2024, total revenue of Rs. 0.71 Crores and net cash inflow amounting to Rs.6.52 Crores for the period ended on that date, as considered in the preparation of the consolidated Ind AS financial statements. The said financial statements have been audited by other auditor whose reports have been furnished to us by the Management and our opinion on the consolidated Ind AS financial statements, in so far as it relates to the amounts and disclosures included in respect of this subsidiary and our report in terms of sub-sections (3) and (11) of Section 143 of the Act, insofar as it relates to the aforesaid subsidiary is based solely on the reports of the other auditors.
- b. Attention is drawn to Note 6 to the Statement, which states that the consolidated financial results include the results for the quarter ended March 31, 2024, being balancing figure



# *Natvarlal Vepari & Co.*


CHARTERED ACCOUNTANTS

903-904, 9th Floor, Raheja Chambers, 213, Nariman Point, Mumbai-400 021. Tel : 67527100 Fax : 6752 7101 E-Mail : nvc@nvc.in

between audited figures in respect of the full year and the published year to date figures up to the third quarter of the current financial year which were subject to limited review by us. Our report is not modified in respect of this matter.

- c. Since the consolidated financial statements was prepared for the first time in the previous financial year, the comparative figures of consolidated cash flow for the previous period could not be prepared and hence not presented.

For Natvarlal Vepari & Co.  
Chartered Accountants  
Firm Registration No. 106971W



N Jayendran

Partner

M. No. 040441

Mumbai, Dated: - May 27, 2024

UDIN: 24040441BKFTGW4061



# *Natvarlal Vepari & Co.*

CHARTERED ACCOUNTANTS

903-904, 9th Floor, Raheja Chambers, 213, Nariman Point, Mumbai-400 021. Tel : 67527100 Fax : 6752 7101 E-Mail : nvc@nvc.in

## Annexure A

| Sr No | Name of the Company                                     | Relationship         |
|-------|---|----------------------|
| 1.    | Heranba Industries Limited                              | Holding Company      |
| 2.    | Mikusu India Private Limited (w.e.f April 09,2022)      | Subsidiary           |
| 3.    | Heranba Organics Private Limited (w.e.f August 29,2022) | Subsidiary           |
| 4.    | Daikaffil Chemicals India Limited                       | Step-down Subsidiary |



HERANBA INDUSTRIES LIMITED  
CIN : L24231GJ1992PLC017315

Regd. Office: Plot No 1504/1505/1506/1 GIDD, Phase-III Vapi Valsad Gujarat 396195 Tel No.+91 260 240 1646  
Corporate Office: 2nd Floor, A wing Fortune Avirahi, Jain Derasar Road Borivali - West, Mumbai 400092 Tel. No. :+91 22 28987912  
E-mail : compliance@heranba.com ; Website : www.heranba.co.in

Statement of Consolidated Financial Results for the Quarter and Year ended March 31, 2024

(` in crores)

| Sr No. | Particulars  | Quarter Ended |               |               | Year Ended      |                 |
|--------|--|---------------|---------------|---------------|-----------------|-----------------|
|        |  | 31.03.2024    | 31.12.2023    | 31.03.2023    | 31.03.2024      | 31.03.2023      |
|        |  | Reviewed      | Reviewed      | Reviewed      | Audited         | Audited         |
| I      | <b>Income</b>  |               |               |               |                 |                 |
|        | (a) Revenue from Operations  | 257.91        | 299.66        | 260.18        | 1,257.07        | 1,318.82        |
|        | (b) Other Income   | 4.51          | 1.69          | 3.14          | 13.83           | 12.22           |
|        | <b>Total Income</b>  | <b>262.42</b> | <b>301.35</b> | <b>263.32</b> | <b>1,270.90</b> | <b>1,331.04</b> |
| II     | <b>Expenses</b>  |               |               |               |                 |                 |
|        | (a) Cost of materials consumed   | 133.92        | 184.96        | 141.93        | 826.75          | 907.99          |
|        | (b) Purchase of stock in trade   | 16.33         | (0.00)        | 6.96          | 16.63           | 7.30            |
|        | (c) Changes in Inventories of Finished Goods and Work-in-Progress            | 10.95         | 14.19         | 24.73         | 23.36           | (33.32)         |
|        | (d) Employee Benefit Expenses  | 22.76         | 22.02         | 17.02         | 85.44           | 67.06           |
|        | (e) Finance Costs  | 5.24          | 2.66          | 2.87          | 12.35           | 7.94            |
|        | (f) Depreciation and Amortisation Expenses                                   | 7.95          | 6.35          | 6.08          | 26.11           | 22.73           |
|        | (g) Other Expenses   | 61.59         | 54.25         | 49.11         | 228.02          | 213.76          |
|        | <b>Total Expenses</b>  | <b>258.74</b> | <b>284.43</b> | <b>248.70</b> | <b>1,218.66</b> | <b>1,193.46</b> |
| III    | <b>Profit before Tax (I-II)</b>  | <b>3.68</b>   | <b>16.92</b>  | <b>14.62</b>  | <b>52.24</b>    | <b>137.58</b>   |
| IV     | <b>Tax Expenses/(Credit)</b>   |               |               |               |                 |                 |
|        | (a) Current Tax  | 8.87          | 7.72          | 5.18          | 28.87           | 38.87           |
|        | (b) (Excess) / Short provision for taxation in respect of earlier years      | (0.41)        | -             | (0.49)        | (0.41)          | (0.49)          |
|        | (c) Deferred tax charge / (credit)   | (4.05)        | (4.72)        | (1.22)        | (10.72)         | (5.17)          |
|        | <b>Total Tax expense</b>   | <b>4.41</b>   | <b>3.00</b>   | <b>3.47</b>   | <b>17.74</b>    | <b>33.21</b>    |
| V      | <b>Profit for the Year after Taxes (III-IV)</b>                              | <b>(0.73)</b> | <b>13.92</b>  | <b>11.15</b>  | <b>34.50</b>    | <b>104.37</b>   |
| VI     | <b>Other Comprehensive Income (net of Taxes)</b>                             |               |               |               |                 |                 |
|        | (a) Items that will not be reclassified to profit or loss (net)              | (0.14)        | 0.06          | (0.26)        | (0.00)          | 0.11            |
|        | (b) Items that will be reclassified to profit or loss (net)                  | -             | -             | -             | -               | 0.08            |
|        | <b>Total Other Comprehensive Income (net of Taxes)</b>                       | <b>(0.14)</b> | <b>0.06</b>   | <b>(0.26)</b> | <b>(0.00)</b>   | <b>0.19</b>     |
| VII    | <b>Total Comprehensive Income for the period (V+VI)</b>                      | <b>(0.87)</b> | <b>13.98</b>  | <b>10.89</b>  | <b>34.50</b>    | <b>104.56</b>   |
|        | <b>Profit/(Loss) after tax for the period attributable to :</b>              |               |               |               |                 |                 |
|        | Owners of the parent   | (0.34)        | 13.92         | 11.15         | 34.89           | 104.37          |
|        | Non-controlling interest - profit / (loss)                                   | (0.39)        | -             | -             | (0.39)          | -               |
|        |  | <b>(0.73)</b> | <b>13.92</b>  | <b>11.15</b>  | <b>34.50</b>    | <b>104.37</b>   |
|        | <b>Other Comprehensive Income for the period attributable to :</b>           |               |               |               |                 |                 |
|        | Owners of the parent   | (0.14)        | 0.06          | (0.26)        | (0.00)          | 0.19            |
|        | Non-controlling interest - profit / (loss)                                   | -             | -             | -             | -               | -               |
|        |  | <b>(0.14)</b> | <b>0.06</b>   | <b>(0.26)</b> | <b>(0.00)</b>   | <b>0.19</b>     |
|        | <b>Total Comprehensive Income for the period attributable to :</b>           |               |               |               |                 |                 |
|        | Owners of the parent   | (0.48)        | 13.98         | 10.89         | 34.89           | 104.56          |
|        | Non-controlling interest - profit / (loss)                                   | (0.39)        | -             | -             | (0.39)          | -               |
|        |  | <b>(0.87)</b> | <b>13.98</b>  | <b>10.89</b>  | <b>34.50</b>    | <b>104.56</b>   |
| VIII   | <b>Paid up Equity Share Capital (Face value of Rs.10 Each fully paid up)</b> | <b>40.01</b>  | <b>40.01</b>  | <b>40.01</b>  | <b>40.01</b>    | <b>40.01</b>    |
| IX     | <b>Other Equity</b>  |               |               |               | 803.05          | 770.36          |
| X      | <b>Earning per share (not annualised for the quarters)</b>                   |               |               |               |                 |                 |
|        | (a) Basic  | (0.09)        | 3.48          | 2.79          | 8.72            | 26.08           |
|        | (b) Diluted  | (0.09)        | 3.48          | 2.79          | 8.72            | 26.08           |



*Handwritten signature*



HERANBA INDUSTRIES LIMITED

CIN : L24231GJ1992PLC017315

Regd. Office: Plot No 1504/1505/1506/1 GIDD, Phase-III Vapi Valsad Gujarat 396195 Tel No.+91 260 240 1646

Corporate Office: 2nd Floor, A wing Fortune Avirahi, Jain Derasar Road Borivali - West, Mumbai 400092 Tel. No.


:+91 22 28987912

E-mail : compliance@heranba.com ; Website : www.heranba.co.in

Statement of Consolidated Assets and Liabilities as at March 31, 2024

(` in crores)

| Particulars                                     | As at<br>31st March 2024 | As at<br>31st March 2023 |
|---|--------------------------|--------------------------|
| <b>ASSETS</b>                                   |                          |                          |
| <b>Non-Current Assets</b>                       |                          |                          |
| (a) Property, plant and equipment               | 445.12                   | 208.52                   |
| (b) Capital work-in-progress                    | 137.21                   | 71.73                    |
| (c) Financial assets                            |                          |                          |
| (i) Investments                                 | 1.57                     | 0.77                     |
| (ii) Loans                                      | 0.00                     | -                        |
| (iii) Other financial assets                    | 11.54                    | 5.42                     |
| (d) Deferred tax assets (Net)                   | 18.68                    | 7.92                     |
| (e) Other non-current assets                    | 25.03                    | 23.76                    |
| <b>Total Non-Current Assets</b>                 | <b>639.15</b>            | <b>318.12</b>            |
| <b>Current Assets</b>                           |                          |                          |
| (a) Inventories                                 | 274.72                   | 303.59                   |
| (b) Financial assets                            |                          |                          |
| (i) Investments                                 | -                        | -                        |
| (ii) Trade receivables                          | 466.88                   | 386.18                   |
| (iii) Cash and cash equivalents                 | 28.50                    | 100.06                   |
| (iv) Bank balances other than (ii) above        | 11.05                    | 19.37                    |
| (v) Other financial assets                      | 2.71                     | 2.87                     |
| (c) Other current assets                        | 56.62                    | 32.09                    |
| <b>Total Current Assets</b>                     | <b>840.48</b>            | <b>844.16</b>            |
| <b>TOTAL ASSETS</b>                             | <b>1,479.63</b>          | <b>1,162.28</b>          |
| <b>EQUITY AND LIABILITIES</b>                   |                          |                          |
| <b>Equity</b>                                   |                          |                          |
| (a) Equity share capital                        | 40.01                    | 40.01                    |
| (b) Other equity                                | 803.05                   | 770.36                   |
| <b>Total Equity</b>                             | <b>843.06</b>            | <b>810.37</b>            |
| <b>Non Controlling Interest</b>                 | 10.00                    | -                        |
| <b>Liabilities</b>                              |                          |                          |
| <b>Non-Current Liabilities</b>                  |                          |                          |
| (a) Financial Liabilities                       |                          |                          |
| (i) Long Term Borrowings                        | 17.91                    | -                        |
| (ii) Lease Liabilities                          | 3.62                     | 3.51                     |
| (iii) Other Financial Liabilities               | -                        | -                        |
| (b) Provisions                                  | 11.04                    | 8.99                     |
| (c) Deferred Tax Liabilities                    | 2.98                     | -                        |
| <b>Total Non-Current Liabilities</b>            | <b>35.55</b>             | <b>12.50</b>             |
| <b>Current Liabilities</b>                      |                          |                          |
| (a) Financial Liabilities                       |                          |                          |
| (i) Short Term Borrowings                       | 143.04                   | 89.01                    |
| (ii) Lease Liabilities                          | 0.39                     | 0.48                     |
| (iii) Trade payables                            |                          |                          |
| - Dues of Micro and Small Enterprise            | 28.84                    | 14.47                    |
| - Dues of Other than Micro and Small Enterprise | 260.73                   | 174.85                   |
| (iv) Other Financial Liabilities                | 117.53                   | 43.08                    |
| (b) Other current liabilities                   | 18.19                    | 8.09                     |
| (c) Provisions                                  | 1.70                     | 1.63                     |
| (d) Current tax Liabilities (Net)               | 20.60                    | 7.80                     |
| <b>Total Current Liabilities</b>                | <b>591.02</b>            | <b>339.41</b>            |
| <b>Total Liabilities</b>                        | <b>626.57</b>            | <b>351.91</b>            |
| <b>TOTAL EQUITY AND LIABILITIES</b>             | <b>1,479.63</b>          | <b>1,162.28</b>          |



Handwritten signature or initials.




HERANBA INDUSTRIES LIMITED  
CIN : L24231GJ1992PLC017315

Regd. Office: Plot No 1504/1505/1506/1 GIDD, Phase-III Vapi Valsad Gujarat 396195 Tel No.+91 260 240 1646  
Corporate Office: 2nd Floor, A wing Fortune Avirahi, Jain Derasar Road Borivali - West, Mumbai 400092 Tel. No. :+91 22 28987912

E-mail : compliance@heranba.com ; Website : www.heranba.co.in  
Statement of Consolidated Cash Flow for the year ended March 31, 2024

| Particulars   | For the year ended 31st March 2024 |
|---|------------------------------------|
| <b>[A] CASH FLOW FROM OPERATING ACTIVITIES</b>                          |                                    |
| Profit/(Loss) before tax  | 52.24                              |
| <b>Adjustments for:</b>   |                                    |
| Depreciation/Amortisation/Impairment of Property, Plant and Equipments  | 26.11                              |
| Dividend Income   | (0.00)                             |
| Interest Income   | (3.20)                             |
| Interest Expenses   | 12.35                              |
| Provision for Doubtful Receivables/Advances/Sundry balances written off | 6.16                               |
| Interest Income fair valued under IND AS 109                            | (0.01)                             |
| (Profit)/Loss on sale of Property, Plant and Equipments (Net)           | (0.10)                             |
| Loss on Fair value of Investment  | 0.15                               |
| (Profit)/Loss on sale of Investments (Net)                              | (0.01)                             |
| Deemed Rent under IND AS 109  | 0.01                               |
| Unrealised foreign exchange (gain)/loss (Net)                           | (3.56)                             |
| Sundry Balances Written back  | (5.88)                             |
| <b>Operating Profit/(Loss) before changes in working capital</b>        | <b>84.26</b>                       |
| <b>Adjustment for (Increase)/Decrease in Operating Assets</b>           |                                    |
| Adjustments for decrease (increase) in inventories                      | 30.04                              |
| Adjustments for decrease (increase) in trade receivables, current       | (88.65)                            |
| Adjustments for decrease (increase) in other current assets             | (24.24)                            |
| Adjustments for other financial assets                                  | (5.93)                             |
| <b>Adjustment for Increase/(Decrease) in Operating Liabilities</b>      |                                    |
| Adjustments for increase (decrease) in trade payables, current          | 106.01                             |
| Adjustments for increase (decrease) in other current liabilities        | 10.10                              |
| Adjustments for provisions  | 2.09                               |
| Adjustments for other financial liabilities, current                    | 10.29                              |
| <b>Changes in working capital</b>                                       | <b>39.71</b>                       |
| <b>Cash flow from operations after changes in working capital</b>       |                                    |
| Net Direct Taxes (Paid)/Refunded  | (16.77)                            |
| <b>Net Cash Flow from/(used in) Operating Activities</b>                | <b>107.20</b>                      |
| <b>[B] CASH FLOW FROM INVESTING ACTIVITIES</b>                          |                                    |
| Proceeds from sales of property, plant and equipment                    | 1.06                               |
| Purchase of property, plant and equipment                               | (253.52)                           |
| Purchase of investment in venture fund                                  | (0.76)                             |
| Dividends received  | 0.00                               |
| Payment towards Acquisition of Step down subsidiary                     | (6.98)                             |
| Interest received   | 3.20                               |
| (Investment) / Proceeds from Bank Deposit                               | 16.09                              |
| <b>Net Cash Flow from/(used in) Investing Activities</b>                | <b>(240.91)</b>                    |
| <b>[C] CASH FLOW FROM FINANCING ACTIVITIES</b>                          |                                    |
| Net Proceeds from short term borrowings                                 | 77.61                              |
| Payments of finance lease liabilities                                   | (0.96)                             |
| Dividends paid  | (5.00)                             |
| Interest paid   | (9.63)                             |
| <b>Net Cash Flow from/(used in) Financing Activities</b>                | <b>62.02</b>                       |
| <b>Net Increase/ (Decrease) in Cash and Cash Equivalents</b>            | <b>(71.69)</b>                     |
| Cash & Cash Equivalents at beginning of period                          | 100.06                             |
| Add: Cash & Cash Equivalents on account of Acquisition of Subsidiary    | 0.13                               |
| <b>Cash and Cash Equivalents at end of period (see Note 1)</b>          | <b>28.50</b>                       |
| <b>Notes:</b>   |                                    |
| <b>1 Cash and Cash equivalents comprises of:</b>                        |                                    |
| Cash on Hands   | 0.04                               |
| Balance with Banks  | 28.46                              |
| <b>Cash and Cash equivalents</b>  | <b>28.50</b>                       |



*[Handwritten signature]*



**Notes:**

- 1 The above financial results as reviewed by the Audit Committee, were approved and taken on record by the Board of Directors in their meeting held on May 27, 2024.
- 2 The Consolidated financial results of Heranba Industries Limited (the Company) have been prepared in accordance with Indian Accounting Standards (Ind AS) notified under the Companies (Indian Accounting Standards) Rules, 2015 (as amended) and in terms of regulation 33 of the SEBI (Listing Obligations and Disclosure requirements), 2015 as amended.
- 3 During the quarter ended December 31,2023 Mikusu India Private Limited (wholly owned subsidiary company - Acquirer Company) has entered into Share Purchase Agreement dated November 8, 2023, with the promoters and other shareholders to acquire 29,08,719 Equity Shares (FV of Rs. 10 Each) consisting of 48.48% of the total equity share capital of Daikaffil Chemicals India Limited (Target Company) at price of Rs. 24.00 per share aggregating to Rs. 6.98 Crores.

These shares were purchased and transferred to the Company in tranches with the last tranche being transferred on February 05,2024. The Mikusu India Private Limited (Wholly Owned Subsidiary Company) has a defacto control on Daikaffil Chemicals India Limited being the single largest shareholder who has controlling votes at the AGM of the Company. Hence Daikaffil Chemicals India Limited is considered as the Subsidiary Company of Mikusu India Private and in turn a Step Down Subsidiary of Heranba Industries Limited.

- 4 Since the Company has prepared consolidated financial statements for the first time in the previous year, the Cash flow statement for the previous year under the indirect method could not be prepared in the absence of the opening Balance Sheet. Consequently comparative figures for the previous year are not presented.
- 5 The Board of Directors of the Holding Company at their meeting held on May 27, 2024 had recommended dividend of Rs. 1.25 per share (12.5% of FV- Rs.10) on the outstanding equity shares of nominal value of Rs. 10/- each as on record date, subject to shareholder approval at the ensuing Annual General Meeting.
- 6 The figures for the quarter ended March 31,2024 are the balancing figures between the audited figures in respect of the full financial year and unaudited year to date figures upto the third quarter ended December 31,2023, which were subjected to limited review.
- 7 In Accordance with Ind AS 108 "Operating Segments", the Group is engaged in manufacture and sale of Agro Chemical business. The geographical information of the Group's revenue in India and Outside India are tabulated below

| Particulars   |                            | Quarter Ended |            |            | Year ended |            |
|---------------|----------------------------|---------------|------------|------------|------------|------------|
|               |                            | 31.03.2024    | 31.12.2023 | 31.03.2023 | 31.03.2024 | 31.03.2023 |
|               |                            | Reviewed      | Reviewed   | Reviewed   | Audited    | Audited    |
| India         | Segment Revenue            | 161.16        | 189.85     | 114.91     | 833.11     | 776.68     |
|               | % of Total Segment revenue | 62.49%        | 63.35%     | 44.17%     | 66.27%     | 58.89%     |
| Outside India | Segment Revenue            | 96.75         | 109.81     | 145.27     | 423.96     | 542.14     |
|               | % of Total Segment revenue | 37.51%        | 36.65%     | 55.83%     | 33.73%     | 41.11%     |
| Total         | Segment Revenue            | 257.91        | 299.66     | 260.18     | 1,257.07   | 1,318.82   |
|               | % of Total Segment revenue | 100.00%       | 100.00%    | 100.00%    | 100.00%    | 100.00%    |

- 8 Figures for the previous period have been regrouped / re-classified to confirm to the figures of the current period.

Place: Mumbai  
Date: May 27, 2024



By Order of the Board  
For Heranba Industries Limited

Raghuram K Shetty  
Managing Director  
DIN-00038703



## Heranba Industries Limited Reports Q4 & FY24 Results

Revenues at ₹1,274.75 Crore during FY24

Mumbai, May 27<sup>th</sup>, 2024: Heranba Industries Ltd. (BSE: 543266, NSE: HERANBA, ISIN: INE694N01015), one of India's leading Agrochemical company has announced its financial results for fourth quarter and year ended March 31<sup>st</sup>, 2024.

### Financial Snapshot:

| Particulars<br>(in INR Crores) | Quarterly |        |          | Yearly   |          |           |
|--------------------------------|-----------|--------|----------|----------|----------|-----------|
|                                | Q4FY24    | Q4FY23 | Change   | FY24     | FY23     | Change    |
| Revenues                       | 261.29    | 258.90 | 0.50%    | 1,274.75 | 1,324.40 | (3.8%)    |
| EBITDA                         | 30.03     | 27.00  | 11.22%   | 126.99   | 174.60   | (27.27%)  |
| EBITDA margin                  | 11.49%    | 10.26% | 123 bps  | 9.96%    | 13.05%   | (309 bps) |
| PAT                            | 13.11     | 14.3   | (8.32%)  | 66.35    | 110.10   | (39.73%)  |
| PAT margin                     | 5.01%     | 5.53%  | (52 bps) | 5.20%    | 8.31%    | (311 bps) |

### Financial Highlights for the Year Ended March 31st, 2024:

- Revenue from Operations stood at ₹1,274.75 Crores in FY24 as compared to ₹1,324.40 Crores in FY23.
- EBITDA stood at ₹126.99 Crores during the year with EBITDA margin at 9.96% in FY24.
- Profit After Tax stood at ₹66.35 Crores in FY24 as compared to ₹110.10 Crores in FY23.

**Mr. Raghuram K. Shetty, Managing Director of Heranba Industries Limited, commented,** "The Company's FY24 revenues stood at ₹1,274.75 Crores restricted by unfavourable global economic scenario, inventory build-up in the system and sluggish demand from key export regions. However, we have witnessed decent traction for our formulation products in both domestic and export markets. The EBITDA margins remained muted during FY24 due to lower price realization in export markets and falling prices in finished goods. Despite of a challenging year, Heranba's Balance Sheet continues to remain strong.

*We are dedicated to accelerating revenue growth and productivity efforts in order to achieve significant margin expansion and we continue to view FY25 as a crucial acceleration point in Heranba's Trajectory.*

*The Company continues to strengthen its product portfolio with new product registrations in both domestic & export markets and leverage its distribution network for delivering growth in the coming years."*

For more information on Heranba, please visit <https://www.heranba.co.in>

**For further details please get in touch with:**

**Abdul Latif**

Heranba Industries Limited

Tel No.: +91 22 2898 7912

Email: [compliance@heranba.com](mailto:compliance@heranba.com)