



PURSUIT WITH EXCELLENCE
(As ISO : 9001-2008 Certified Company)
CIN-L45201PB2002PLC025257

Date: November 06th, 2024

To, The General Manager, Department of Corporate Services, BSE Limited Phiroze Jeejeebhoy Towers Dalal Street, Mumbai- 400001 Scrip Code: 544223	To, Manager-Listing Compliance, National Stock Exchange of India Limited, Exchange Plaza, C-1, Block G, Bandra Kurla Complex, Bandra East, Mumbai – 400051 Symbol: CEIGALL
---	---

Subject: Investor Presentation on the Unaudited Financial Results (Standalone and Consolidated) for the quarter and Half Year ended September 30th, 2024

Dear Sir/Ma'am,

Pursuant to Provisions of Regulation 30 of Securities and Exchange Board of India (Listing Obligations and Disclosure Requirements) Regulations, 2015, please find enclosed herewith the Investor Presentation on the Standalone and Consolidated Unaudited Financial Results of the Company for the quarter and half year ended September 30th, 2024.

The above mentioned document will be simultaneously posted on the Company's website at www.ceigall.com.

Kindly take the same on record.

Thanking You,
For Ceigall India Limited

Megha Kainth
(Company Secretary & Compliance officer)
Membership no: F7639

CEIGALL INDIA LIMITED

Corporate Office : Plot No. 452, Udyog Vihar Phase-5, Near GPO Gurugram Behind Enkay Tower, Gurugram
Haryana-122016, Contact : 0124-420 6978

Regd Office : A-898, Tagore Nagar, Ludhiana Punjab-141001

Tele/Fax : +91-161-4623666

website : www.ceigall.com, Email id : secretarial@ceigall.com



INVESTOR PRESENTATION

Q2 & H1FY25



This presentation and the accompanying slides (the “Presentation”), which have been prepared by **Celgall India Limited** (the “Company”), have been prepared solely for information purposes and do not constitute any offer, recommendation or invitation to purchase or subscribe for any securities, and shall not form the basis or be relied on in connection with any contract or binding commitment whatsoever. No offering of securities of the Company will be made except by means of a statutory offering document containing detailed information about the Company.

This Presentation has been prepared by the Company based on information and data which the Company considers reliable, but the Company makes no representation or warranty, express or implied, whatsoever, and no reliance shall be placed on, the truth, accuracy, completeness, fairness and reasonableness of the contents of this Presentation. This Presentation may not be all inclusive and may not contain all the information that you may consider material. Any liability in respect of the contents of, or any omission from, this Presentation is expressly excluded.

Certain matters discussed in this Presentation may contain statements regarding the Company’s market opportunity and business prospects that are individually and collectively forward-looking statements. Such forward-looking statements are not guarantees of future performance and are subject to known and unknown risks, uncertainties and assumptions that are difficult to predict. These risks and uncertainties include, but are not limited to, the performance of the Indian economy and of the economies of various international markets, the performance of the industry in India and world-wide, competition, the company’s ability to successfully implement its strategy, the Company’s future levels of growth and expansion, technological implementation, changes and advancements, changes in revenue, income or cash flows, the Company’s market preferences and its exposure to market risks, as well as other risks. The Company’s actual results, levels of activity, performance or achievements could differ materially and adversely from results expressed in or implied by this Presentation. The Company assumes no obligation to update any forward-looking information contained in this Presentation. Any forward-looking statements and projections made by third parties included in this Presentation are not adopted by the Company and the Company is not responsible for such third-party statements and projections.

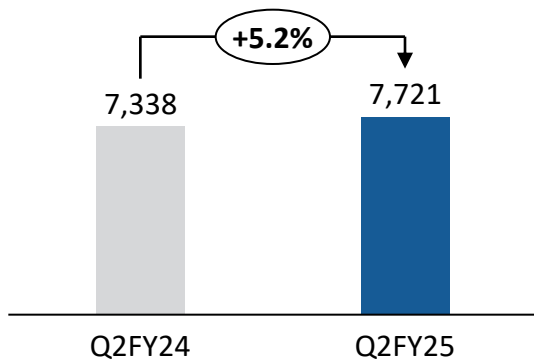
All Maps used in the document are not to scale. All data, information and maps are provided "as is" without warranty or any representation of accuracy, timeliness or completeness.



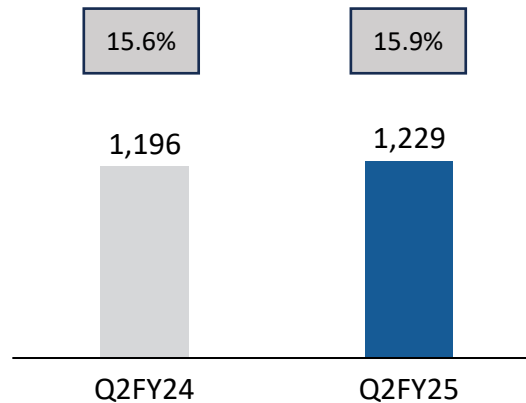
Quarterly Business Performance

Quarterly Business Performance

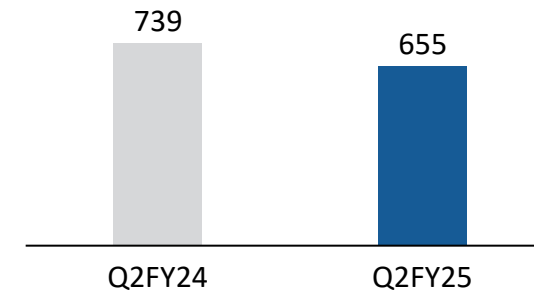
Revenue* (₹ Mn)



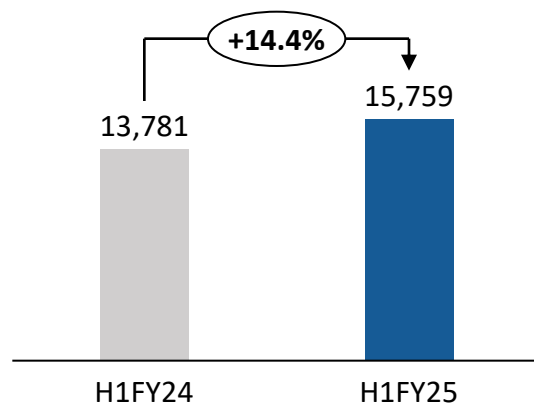
EBITDA* (₹ Mn) & EBIDA Margin* (%)



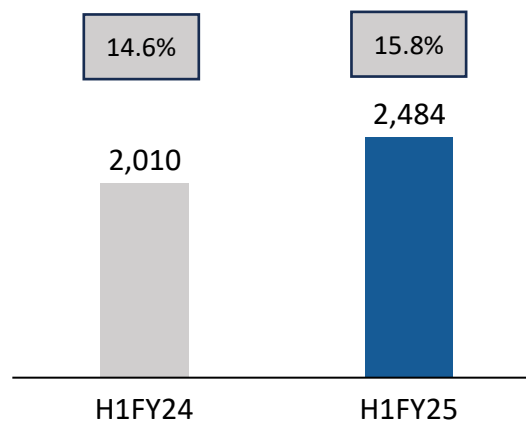
PAT (₹ Mn)



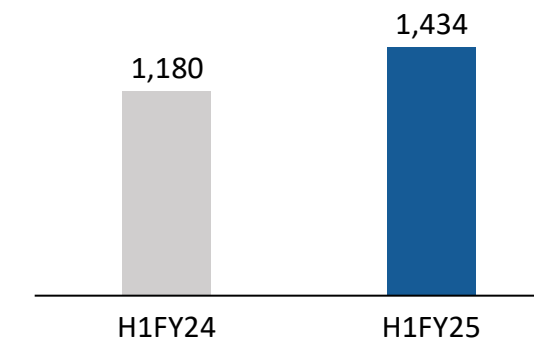
Revenue* (₹ Mn)



EBITDA* (₹ Mn) & EBIDA Margin* (%)

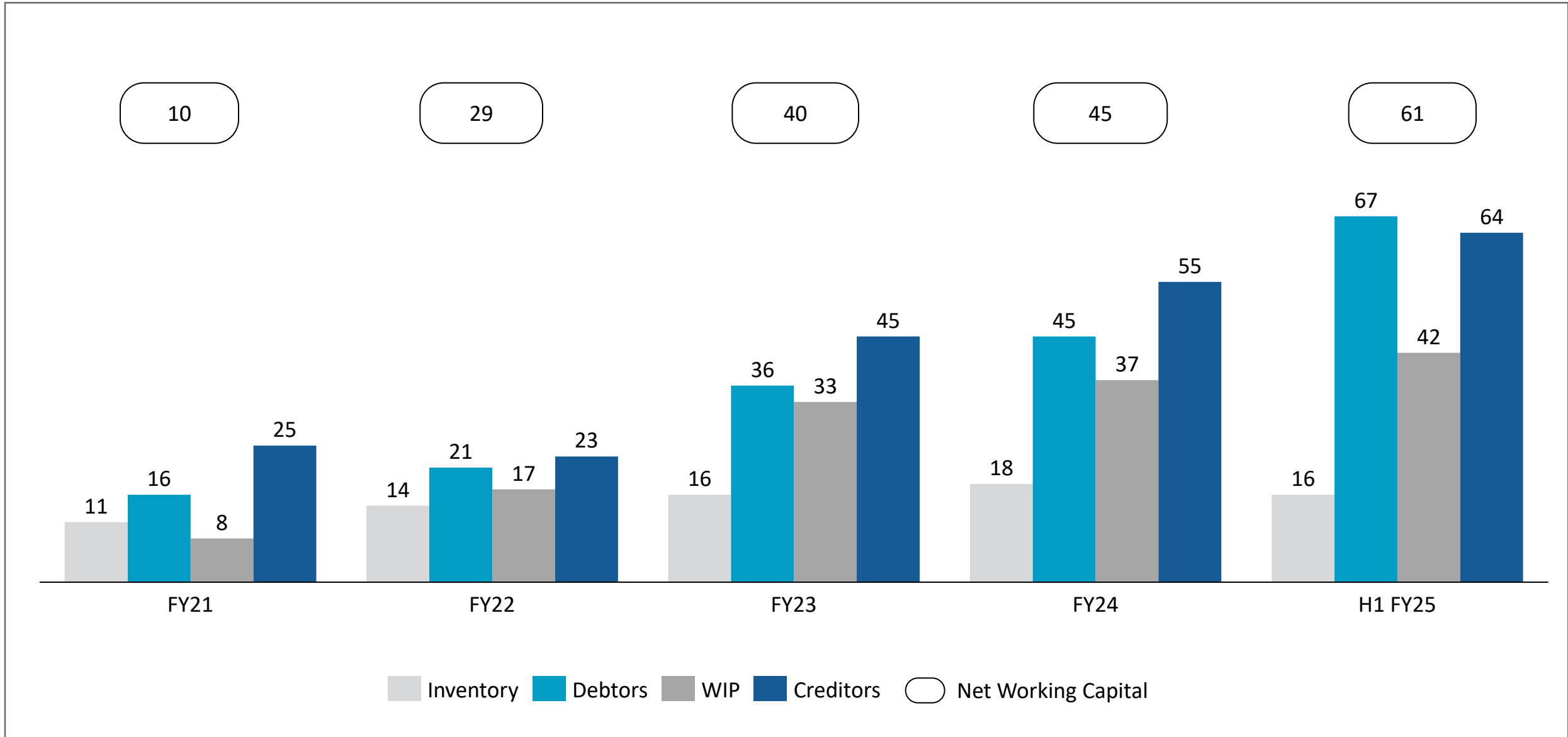


PAT (₹ Mn)



* Excluding Bonus & Royalty Income

Net Working Capital Days



Strong Order Book (1/2)

Sr.No	Name of Project/Work	Type	Balance Sept'24 (₹ Crs)
1	Construction of Four Laning of part of Ramban to Banihal Section of NH- 1A (Now NH-44), from Ch.165+092 to Ch.171+855 (North Bound) and from Ch.166+895 to Ch.173+638 (South Bound) and Section from Ch.167+960 to Ch.168+168 (North Bound), Ch.169+745 to Ch.169+951 (South Bound) (Package-III) in the UT of Jammu & Kashmir on EPC mode. (South Bound), excluding section from Ch.166+610 to Ch.167+150 (North Bound), Ch.168+425 to Ch.168+935	EPC	248.67
2	Construction of 4 Laning of part of Ramban to Banihal of NH-1A (NH44) Ch.158.650 to Ch.164.660 (NB) Ch.160.260 to Ch.163.406(SB connecting Existing Tunnel-T4) excluding Ch.161.350 to Ch.164.100 (NB) IC of twin tube tunnel (PKG-II) in UT of JK on EPC Mode	EPC	356.88
3	Development of Six-Lane of access controlled in Uttar Pradesh portion of Delhi Saharanpur Highway Border from Delhi/UP Border to EPE Junction (Ch. 14.750 to 31.600) in the state of Uttar Pradesh under Economic Corridor in Phase-1 of Bharatmala Pariyojana)	EPC	7.9
4	Construction of four-lane Greenfield Delhi-Amritsar-Katra Expressway from Junction with Patiala-Bathinda road (NH-7) near Bhawanigarh to Junction with Ludhiana-Malerkotla road (SH-11) near Bhogiwal village (Km 188+830 to km 225+770) on EPC mode under Bharatmala Pariyojana in the state of Punjab	EPC	144.11
5	Rehabilitation and Up-gradation of Makhu (On NH-54 Near Makhu Town) at Design Ch 0+000 (Existing Km 0+000) to Arifke at Design Ch 24+600 (Existing Km 24+740) including Construction of proposed ROB at LC No. 3- B1/2-E near village Padhri at Design Ch 4+070 and LC No. 102-S/2-E near village Sudhara at Design Ch 12+280 via Mallanwala to two lane with paved shoulders of in-principally approved NH (Project Length = 24.600 Km) in the state of Punjab on EPC Mode	EPC	19.13
6	Construction of four-lane Greenfield Amritsar connectivity for Connection of Amritsar with Delhi-Amritsar-Katra Expressway from MDR Junction at ch. 40+900 Dhunda Village to Junction with NH3 and Taran Bypass near Mannawalla village chainage 70+950 (km 40+900 to km 70+950 of Amritsar connectivity) on EPC mode under Bharatmala Pariyojna in the state of Punjab. (Spur Package-II)	EPC	1,071.00
7	Construction of Four/Six Lane Greenfield Ludhiana-Rupnagar NH-205K From Junction with NE-5 village near manewal Ludhiana to junction with NH-205 near Bheora village Rupnagar incl Spur to Kharar with Ludhiana Bypass in Punjab on EPC Mode	EPC	278.73
8	RE-SURFACING OF RUNWAY AND AIRCRAFT OPERATING AREA AT AF STATION HALWARA	EPC	58.55
9	Improvement/Upgradation, Widening and strenthering of Mansi-fungo Halt, Bakhtiyarpur section of Mansi Sahara Hardi Chaughara Road (SH-95) from Km) 0+000 to KM 28+080(Length-28.010 Km) in the state of bihar on EPC Mode	EPC	622.19
10	Construction of Four Lane Elevated Corridor and at-grade improvements from Design Ch:0+000 to Design Ch: 19+870 of Danapur – Bihta Section with providing connectivity to the existing RoB near Danapur station (0.231 km), 1.35 Km ramps & at-grade improvements to Four lane section on Danapur side and Upgradation of existing Two lane carriageway to Four Lane carriageway from Design Ch:19+870 to Design Ch:23+500 of Bihta - Koilwar section (Total Length 25.081 Kms) in the state of Bihar on EPC Mode-2ND CALL on Engineering, Procurement & Construction (EPC) Mode	EPC	1,672.40
11	Design And Construction Of 4 Nos. (3 Lvups + 1 Flyover) Standalone 6 L Structures On Gonde-Vadape (Km 440 - Km 539.5) Section Of Nh-3 (New Nh848) In The State Of Maharashtra On EPC Mode.	EPC	9.95

Strong Order Book (2/2)

Sr.No	Name of Project/Work	Type	Balance Sept'24 (₹ Crs)
12	Design and Construction of elevated viaduct and 3 Nos. elevated stations (viz. ISBT, Guru KaTaal & Sikandara Metro Station) including Civil, Associated Ancillary Structure, Architectural Finishes, Water Supply, Sanitary Installation, Drainage, External Development, Fire Fighting, Fire Detection, E&M works and PEB structures on Balance Section chainage (-) 42.96 m to 3682.941 m of Corridor-1 of Agra Metro at Agra, Uttar Pradesh, India	ITEM RATE	244.75
13	Design and Construction of elevated viaduct and 5 Nos. elevated stations (viz. Agriculture University Station, Vijay Nagar Chauraha Station, Shastri Chowk Station, Barra-7 Station & Barra-8 Station) including Architectural Finishing, E&M work and special spans from end of ramp after Double Pulia Station to Barra-8 Station i.e., from chainage 3783.000m to 7528.566m and end of ramp in Depot to Agriculture University Station i.e., from chainage (-)297.460m to (-) 855.339 on Corridor-2 of Kanpur MRTS Project at Kanpur, Uttar Pradesh, India."	ITEM RATE	392.76
14	Six laning of Jodhpur Romana (Bathinda) – Mandi Dabwali (Punjab/Haryana Border) section of NH-54 from Design Ch. 0.000 to Design Ch. 27.400 (Design length 27.40 km) in the state of Punjab	HAM	15.31
15	Construction of 4-Lane Greenfield Jalbehra - Shahbad section of NH - 152G from Km 0+000 to Km 22+850 (Part of Shahbad - Thol Feeder Route) in the State of Haryana on Hybrid Annuity Mode under Bharatmala Pariyojana Phase – I	HAM	140.62
16	Development of 6-lane access-controlled Ludhiana-Bathinda Greenfield highway section of NH- 754AD from junction with Moga- Barnala Road (NH-703) near village Tallewal to junction with Delhi-Katra Expressway (NE-5) near Ludhiana (village Ballawal) (from km 30+300 to km 75+543) as a part of Ludhiana-Ajmer Economic Corridor in the state of Punjab on Hybrid Annuity Mode under Bharatmala Pariyojana Phase-I (Package-2	HAM	861.28
17	Construction of 6-lane Greenfield Varanasi-Ranchi-Kolkata Highway from junction with NH-20 in Bongabar village to Junction with NH-320 in Lepo village from km 325.500 to km 358.500 under Bharatmala Pariyojana in the State of Jharkhand on Hybrid Annuity Mode (Package 12)	HAM	1,151.00
18	Construction of 6-lane Greenfield Varanasi-Ranchi-Kolkata Highway from Donoreshan village to junction with NH-20 in Bongabar village from km 288.600 to km 325.500 under Bharatmala Pariyojana in the State of Jharkhand on Hybrid Annuity Mode (Package 11)	HAM	1,500
19	Contract BBC-05: "Part design and construction of elevated viaduct and six elevated stations viz. Nandan Vihar, Raghunathpur, Nandankanan Zoological Park, Barang Station, Phulapokhari, Trisulia Square (excluding architectural finishing) from Chainage 15095.240M to 26052.770M and including ramp for depot entry of Bhubaneswar metro Phase-I MRTS	ITEM RATE	899
20	Development of Kanpur Central bus terminal, Uttar Pradesh on Design Build Finance Operate and Transfer (DBFOT) basis	DBFOT	143
21	Construction of 4/6 Lane Northern Ayodhya Bypass total length of 35.40 kms of Part-1 north of NH-27, from Km 0+000 to Km 30+400 (Starting near exst. km 112+540, ending at exst. km 139+928 of NH – 27) and Part-2 south of NH-27 from Km 0+000 to Km 5+000 on HAM basis under NHDP Phase-VII in the State of Uttar Pradesh	HAM	1,110
22	Construction of 4/6 lane Southern Ayodhya Bypass from km. 5.000 to km. 37.172 (starting near km. 112.540, ending at km. 153.281 of NH-27) of total length of 32.172 km. under NHDP Phase-VII in the state of Uttar Pradesh	HAM	1,206
Total			12,153.23

Consolidated Income Statement – Q2 & H1 FY25

Particulars (₹ million)	Q2 FY25	Q2 FY24	Y-o-Y	Q1 FY25	Q-o-Q	H1 FY25	H1 FY24	Y-o-Y
Revenue from Operations	7,722	7,408		8,224		15,946	13,909	
Total Revenue	7,722	7,408	4.2%	8,224	-6.1%	15,946	13,909	14.6%
Cost of Material Consumed	2,188	2,296		2,768		4,956	4,750	
Cost of Construction	3,953	3,494		3,644		7,597	6,384	
Total Raw Material	6,141	5,790		6,412		12,553	11,133	
Gross Profit	1,581	1,617	-2.2%	1,811	-12.7%	3,393	2,776	22.2%
Gross Profit Margin (%)	20.48%	21.8%		22.0%		21.3%	19.9%	
Employee Expenses	96	177		93		188	240	
Other Expenses	255	175		278		533	397	
EBITDA	1,230	1,266	-2.8%	1,440.8	-14.6%	2,671	2,138	24.9%
EBITDA Margin (%)	15.9%	17.1%		17.5%		16.7%	15.4%	
Other Income	146	88		78		224	164	
Depreciation	141	138		134		275	258	
EBIT	1,235	1,216	1.6%	1,384	-10.8%	2,620	2,045	28.1%
EBIT Margin (%)	16.0%	16.4%		16.8%		16.4%	14.7%	
Finance Cost	354	244		346		700	470	
Exceptional Items/Share from Associates	0	0		0		0	0	
Profit before Tax	882	972	-9.3%	1,039	-15.1%	1,921	1,576	21.9%
Profit before Tax(%)	11.4%	13.1%		12.6%		12.0%	11.3%	
Tax	227	233		261		487	396	
Profit After Tax	655	739	-11.3%	778	-15.8%	1,434	1,180	21.5%
PAT Margin (%)	8.5%	10.0%		9.5%		9.0%	8.5%	
EPS (As per Profit after Tax)	4.04	4.70		4.95		8.84	7.51	

Consolidated Balance Sheet Statement – H1 FY25

Particulars (₹ million)	Sept '25	Mar '24
Equity		
(a) Equity share capital	871	786
(b) Other equity	15,993	8,092
Equity attributable to equity holders of the parent	16864	8,877
Non-controlling interests	154	187
Total Equity	17,017	9,064
Liabilities		
Non - Current Liabilities		
Financial liabilities		
(i) Borrowings	6,843	6,474
(ii) Lease liability	3	43
Non-Current Provisions	40	38
Total Non - Current Liabilities	6,887	6,554
Current Liabilities		
Contract Liabilities	736	1480
Financial liabilities		
(i) Borrowings	3,098	4,138
(ii) Lease liability	3	8
(iii) Trade payables		
(a) total outstanding dues of micro enterprises and small enterprises	313	743
(b) total outstanding dues of creditors other than micro enterprises and small enterprises	5,165	2,693
(iv) Other financial liabilities	313	301
Other current liabilities	1,237	931
Current provisions	7	10
Current tax liabilities (net)		
Total Current Liabilities	10,873	10,304
Total Equity and Liabilities	34,777	25,922

Particulars (₹ million)	Sept '25	Mar '24
ASSETS		
Non - Current Assets		
Property, plant and equipment	2,817	2,960
Capital work-in-progress		20
Right of use assets	7	49
Intangible assets	1	1
Financial Assets		
(i) Investments	33	22
(ii) Other Financial Assets	475	400
(iii) Receivable Under Service Concessions Arrangements	8,437	6,541
Deferred Tax Assets	55	89
Other non-current assets	256	139
Total Non - Current Assets	12,080	10,221
Current Assets		
Inventories	1,016	1,183
Contract Assets	4,472	4,028
Financial Assets		
(i) Investments		
(ii) Trade receivables	7,370	4,298
(iii) Cash and cash equivalents	4,403	2,429
(iv) Bank balances other than (iii) above	1,243	1,252
(v) Loans & Advances	0	0
(vi) Other financial assets	653	173
(vii) Receivable Under Service Concessions Arrangements	81	76
Current Tax Assets	18	93
Other Current Assets	3,440	2,170
Total Current Assets	22,697	15,701
Total Assets	34,777	25,922

Consolidated Cash Flow Statement – H1 FY25

Cash Flow Statement (₹ million)	Sept '25	Sept '24
Cash Flow from Operating Activities		
Profit before Tax	1,921	1,576
Adjustment for Non-Operating Items	808	609
Operating Profit before Working Capital Changes	2,730	2,184
Changes in Working Capital	-5,302	-1,654
Cash Generated from Operations	-2,572	530
Less: Direct Taxes paid	-473	-374
Net Cash from Operating Activities	-3,045	156
Cash Flow from Investing Activities	-78	-428
Cash Flow from Financing Activities	5,098	120
Net increase/ (decrease) in Cash & Cash equivalent	1,975	-152
Add: Cash and cash equivalents at the beginning of the year	2,429	2,169
Cash and cash equivalents as at the end of the year	4,403	2,017

Ongoing EPC Project Portfolio (1/2)

Sr.No	Project	% Stake	Authority	State / Stretch	Type	JV Partners	Kms / Lanes	Total Project Cost (₹ Crs)
1	Construction of Four Laning of part of Ramban to Banihal Section of NH- 1A (Now NH-44), from Ch.165+092 to Ch.171+855 (North Bound) and from Ch.166+895 to Ch.173+638 (South Bound) and Section from Ch.167+960 to Ch.168+168 (North Bound), Ch.169+745 to Ch.169+951 (South Bound) (Package-III) in the UT of Jammu & Kashmir on EPC mode. (South Bound), excluding section from Ch.166+610 to Ch.167+150 (North Bound), Ch.168+425 to Ch.168+935	100%	NHAI	J & K	EPC		21.196	369
2	Construction of 4 Laning of part of Ramban to Banihal of NH-1A (NH44) Ch.158.650 to Ch.164.660 (NB) Ch.160.260 to Ch.163.406(SB connecting Existing Tunnel-T4) excluding Ch.161.350 to Ch.164.100 (NB) IC of twin tube tunnel (PKG-II) in UT of JK on EPC Mode	60.00%	NHAI	J & K	EPC	Patel Engineering Limited (40%)	24.152	846
3	Development of Six-Lane of access controlled in Uttar Pradesh portion of Delhi Saharanpur Highway Border from Delhi/UP Border to EPE Junction (Ch. 14.750 to 31.600) in the state of Uttar Pradesh under Economic Corridor in Phase-1 of Bharatmala Pariyojana)	100%	NHAI	Uttar Pradesh	EPC		101.1	1323.52
4	Construction of four-lane Greenfield Delhi-Amritsar-Katra Expressway from Junction with Patiala-Bathinda road (NH-7) near Bhawanigarh to Junction with Ludhiana-Malerkotla road (SH-11) near Bhogiwala village (Km 188+830 to km 225+770) on EPC mode under Bharatmala Pariyojna in the state of Punjab	100%	NHAI	Punjab	EPC		147.76	881
5	Rehabilitation and Up-gradation of Makhu (On NH-54 Near Makhu Town) at Design Ch 0+000 (Existing Km 0+000) to Arifke at Design Ch 24+600 (Existing Km 24+740) including Construction of proposed ROB at LC No. 3- B1/2-E near village Padhri at Design Ch 4+070 and LC No. 102-S/2-E near village Sudhara at Design Ch 12+280 via Mallanwala to two lane with paved shoulders of in-principally approved NH (Project Length = 24.600 Km) in the state of Punjab on EPC Mode	100%	PWD	Punjab	EPC		49.2	127.26
6	Construction of four-lane Greenfield Amritsar connectivity for Connection of Amritsar with Delhi-Amritsar-Katra Expressway from MDR Junction at ch. 40+900 Dhunda Village to Junction with NH3 and Taran Bypass near Mannawalla village chainage 70+950 (km 40+900 to km 70+950 of Amritsar connectivity) on EPC mode under Bharatmala Pariyojna in the state of Punjab. (Spur Package-II)	100%	NHAI	Punjab	EPC		120.2	1071
7	Construction of Four/Six Lane Greenfield Ludhiana-Rupnagar NH-205K From Junction with NE-5 village near manewal Ludhiana to junction with NH-205 near Bheora village Rupnagar incl Spur to Kharar with Ludhiana Bypass in Punjab on EPC Mode	100%	IRCON	Punjab	EPC		173.04	1038.24
8	RE-SURFACING OF RUNWAY AND AIRCRAFT OPERATING AREA AT AF STATION HALWARA	100%	MES	Punjab	EPC			138.41

Ongoing EPC Project Portfolio (2/2)

S.No	Project	% Stake	Authority	State / Stretch	Type	JV Partners	Kms / Lanes	Total Project Cost (₹ Crs)
9	Improvement/Upgradation, Widening and strengthening of Mansi-fungo Halt, Bakhtiyarpur section of Mansi Sahara Hardi Chaughara Road (SH-95) from Km 0+000 to KM 28+080(Length-28.010 Km) in the state of Bihar on EPC Mode	100%	Bihar	Bihar	EPC		56.02	781.65
10	Construction of Four Lane Elevated Corridor and at-grade improvements from Design Ch:0+000 to Design Ch: 19+870 of Danapur – Bihta Section with providing connectivity to the existing RoB near Danapur station (0.231 km), 1.35 Km ramps & at-grade improvements to Four lane section on Danapur side and Upgradation of existing Two lane carriageway to Four Lane carriageway from Design Ch:19+870 to Design Ch:23+500 of Bihta - Koilwar section (Total Length 25.081 Kms) in the state of Bihar on EPC Mode-2ND CALL on Engineering, Procurement & Construction (EPC) Mode	95%	NHAI	Bihar	EPC	YFC Projects Pvt Ltd. (5%)	100.324	1969.39
11	Design And Construction Of 4 Nos. (3 Lvups + 1 Flyover) Standalone 6 L Structures On Gonde-Vadape (Km 440 - Km 539.5) Section Of Nh-3 (New Nh848) In The State Of Maharashtra On EPC Mode.	100%	NHAI	Maharashtra	EPC		19.98	50.8128
12	Design and Construction of elevated viaduct and 3 Nos. elevated stations (viz. ISBT, Guru KaTaal & Sikandara Metro Station) including Civil, Associated Ancillary Structure, Architectural Finishes, Water Supply, Sanitary Installation, Drainage, External Development, Fire Fighting, Fire Detection, E&M works and PEB structures on Balance Section chainage (-) 42.96 m to 3682.941 m of Corridor-1 of Agra Metro at Agra, Uttar Pradesh, India	100%	UPMRC	Uttar Pradesh	ITEM RATE			266.94
13	Design and Construction of elevated viaduct and 5 Nos. elevated stations (viz. Agriculture University Station, Vijay Nagar Chauraha Station, Shastri Chowk Station, Barra-7 Station & Barra-8 Station) including Architectural Finishing, E&M work and special spans from end of ramp after Double Pulia Station to Barra-8 Station i.e., from chainage 3783.000m to 7528.566m and end of ramp in Depot to Agriculture University Station i.e., from chainage (-)297.460m to (-) 855.339 on Corridor-2 of Kanpur MRTS Project at Kanpur, Uttar Pradesh, India.”	100%	UPMRC	Uttar Pradesh	ITEM RATE			427.11
14	Development of Kanpur Central bus terminal, Uttar Pradesh on Design Build Finance Operate and Transfer (DBFOT) basis	100%	UPSRTC	Uttar Pradesh	DBFOT			143
15	Contract BBC-05: "Part design and construction of elevated viaduct and six elevated stations viz. Nandan Vihar, Raghunathpur, Nandankanan Zoological Park, Barang Station, Phulapokhari, Trisulia Square (excluding architectural finishing) from Chainage 15095.240M to 26052.770M and including ramp for depot entry of Bhubaneswar metro Phase-I MRTS	100%	DMRC	Odisha	ITEM RATE			899

Ongoing HAM Project Portfolio

Sr.No	Project	% Stake	Authority	State / Stretch	Kms / Lanes	Status	Total Project Cost (₹ Crs)	Invested Equity as of Sept '24 (₹ Crs)	Company's share of Invested Amount (₹ Crs)	Total Debt Sanctioned (₹ Crs)	Debt as of Sept '24 (₹ Crs)
1	Six laning of Jodhpur Romana (Bathinda) – MandiDabwali (Punjab/Haryana Border) section of NH-54 from Design Ch. 0.000 to Design Ch. 27.400 (Design length 27.40 km) in the state of Punjab	100%	NHAI	Punjab	164.4	Ongoing	480	84.09	63.49	186	174.38
2	Construction of 4-Lane Greenfield Jalbehra - Shahbad section of NH - 152G from Km 0+000 to Km 22+850 (Part of Shahbad - Thol Feeder Route) in the State of Haryana on Hybrid Annuity Mode under Bharatmala Pariyojana Phase-I	100%	NHAI	Haryana	91.4	Ongoing	540	59.27	59.27	292	156.46
3	Development of 6-lane access-controlled Ludhiana-Bathinda Greenfield highway section of NH- 754AD from junction with Moga- Barnala Road (NH-703) near village Tallewal to junction with Delhi- Katra Expressway (NE-5) near Ludhiana (village Ballawal) (from km 30+300 to km 75+543) as a part of Ludhiana-Ajmer Economic Corridor in the state of Punjab on Hybrid Annuity Mode under Bharatmala Pariyojana Phase-I (Package-2)	100%	NHAI	Punjab	271.46	Not yet started	861.28	0.14	0.14	0	0
4	Construction of 6-lane Greenfield Varanasi-Ranchi-Kolkata Highway from junction with NH-20 in Bongabar village to Junction with NH-320 in Lepo village from km 325.500 to km 358.500 under Bharatmala Pariyojana in the State of Jharkhand on Hybrid Annuity Mode (Package 12)	100%	NHAI	Jharkhand	198	Not yet started	1151	5.86	5.86	631.29	0
5	Construction of 6-lane Greenfield Varanasi-Ranchi-Kolkata Highway from Donoreshan village to junction with NH-20 in Bongabar village from km 288.600 to km 325.500 under Bharatmala Pariyojana in the State of Jharkhand on Hybrid Annuity Mode (Package 11)	100%	NHAI	Jharkhand	221.4	Not yet started	1500	7.67	7.67	838.95	0
6	Construction of 4/6 Lane Northern Ayodhya Bypass total length of 35.40 kms of Part-1 north of NH-27, from Km 0+000 to Km 30+400 (Starting near exst. km 112+540, ending at exst. km 139+928 of NH – 27) and Part-2 south of NH-27 from Km 0+000 to Km 5+000 on HAM basis under NHDP Phase-VII in the State of Uttar Pradesh	100%	NHAI	Uttar Pradesh	147.1	Not yet started	1110	0	0	0	0
7	Construction of 4/6 lane Southern Ayodhya Bypass from km. 5.000 to km. 37.172 (starting near km. 112.540, ending at km. 153.281 of NH-27) of total length of 32.172 km. under NHDP Phase-VII in the state of Uttar Pradesh	100%	NHAI	Uttar Pradesh	134.0	Not yet started	1206	0	0	0	0



Company Overview

Ceigall India Limited: One of the Fastest Growing EPC Company



Established Infrastructure Construction Company

20+ Years

Experience in Highways and Roads

34+

Projects Completed; including 1 HAM Project

1,740/ 2,159

Lane kms Constructed/ O&M Projects completed



Healthy Order Book

₹ 12,153 Cr

As on Sept 30, 2024

22

Ongoing Projects; including 7 HAM Projects
As on Sept 30, 2024

3.1x

Book to Bill Ratio as on March 31, 2024



Financials FY24

₹ 30,294 Mn

Revenue
(FY21 – FY24 CAGR of 36%)

₹ 5,177 Mn

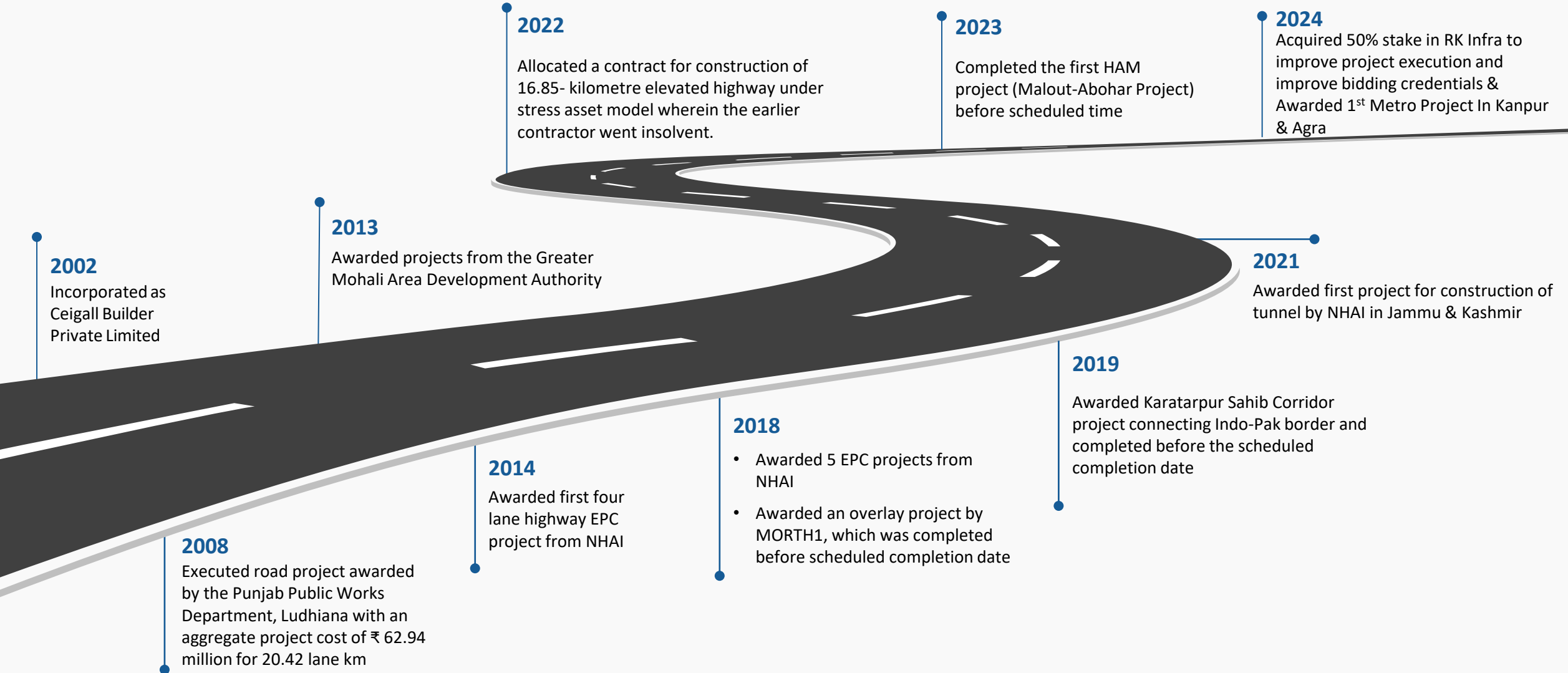
EBITDA

33.6%

Return on Equity


The Road to Success

Over the last two decades, our Company has transitioned from a small construction company to an established EPC player²




20+ years of Experience in Undertaking Specialized Structural Work


20+ years of Experience in Undertaking Specialized Structural Work



Elevated Roads




Flyovers and Bridges




Rail Over Bridges (ROB)



Tunnels



Highways & Expressways



Airport Runways

Our Landmark Projects



Kartarpur Sahib Project

- Providing access from **India** to pilgrimage site in **Pakistan**
- **6 lane highway** including bridges
- **Won special award** (completing project in challenging conditions)



Delhi- Saharanpur PKG II Project

- Constructed in one of the **congested areas of Delhi-NCR**
- One of the longest **six lane elevated highway** in India¹
- Awarded by NHAI through a tripartite agreement **as the original contractor was unable to complete** this Project



Ismailabad- Dhand PKG I Project

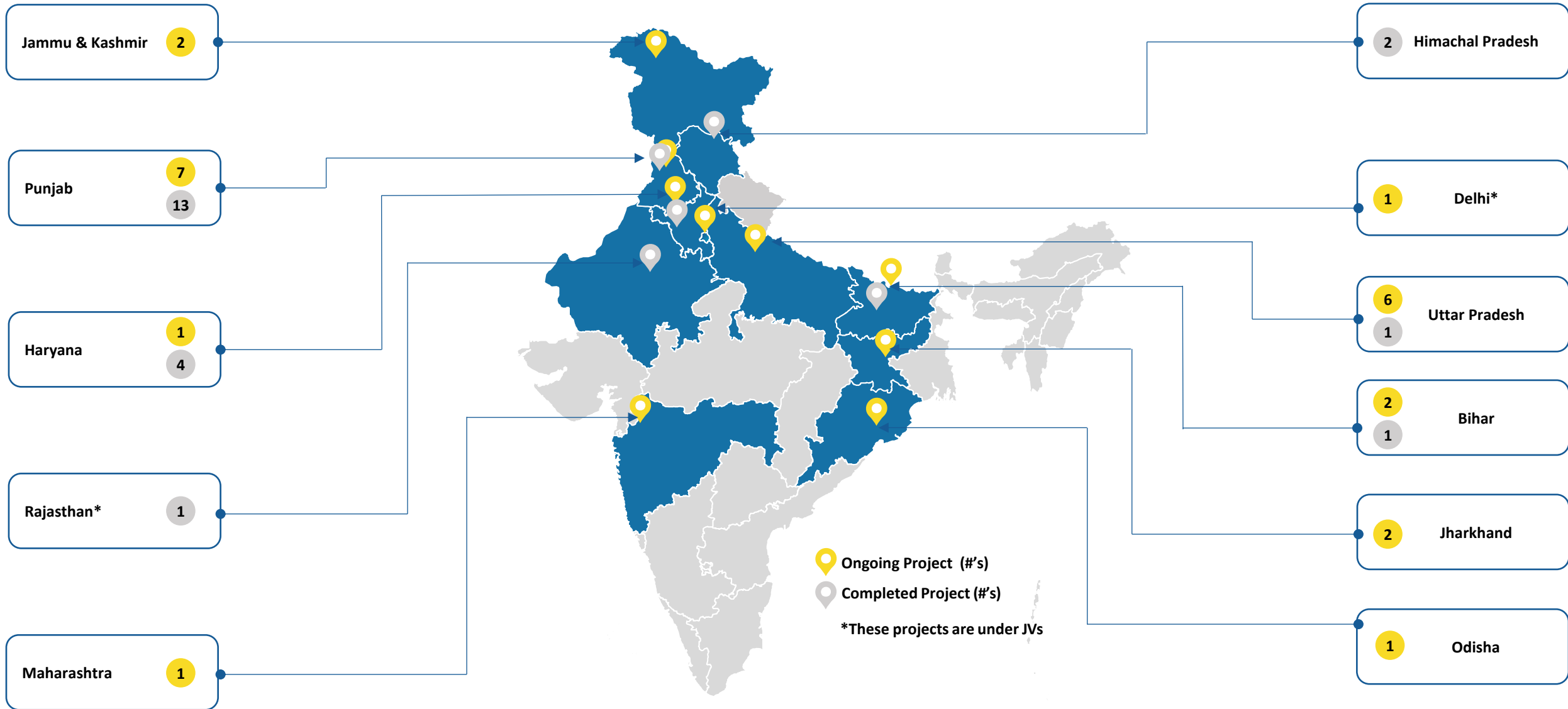
- **Access controlled greenfield corridor** trans Haryana road project providing connection between NH-44 and NH-08
- Project has underpasses, bridges, ROB and culverts
- **Received bonus payment**



Ramban- Banihal PKG II Project

- Construction of a **twin tube tunnel** of 6.03 km length in hilly terrain
- Project also includes **slope protection and rock fall protection** work in the areas prone to high rainfall in Ramban district of J&K

Project Execution Capability Across Various States



Demonstrated Project Execution expertise across 11 states in India



Continue to Grow and Benefit from India's Economy & Infrastructure Growth

- Indian economy on the path of USD 10.00 trillion of GDP by Fiscal 2030¹
- Infrastructure sector continues to play a major role with 3.50% of GDP contribution¹
- Key growth driver for the infrastructure investment are roads, metro lines, water supply and sanitation sector, and airports¹



Diversification by leveraging existing capabilities

- Leverage experience in road and highway sector to grow portfolio in other sectors
- Pursue other models like build, operate and transfer to diversify offerings
- Explore opportunities in undertaking independent O&M projects
- Enter into strategic alliances/ JVs to enter in new areas where we may lack experience or expertise



Selectively expand our geographical footprint

- Started operations from Punjab and expanded to over 10 states in India
- Plan to continue diversifying and expanding presence in different states
- Strategically expand into states with economically and politically stable and have favorable geographic and climatic conditions



Continue to explore HAM opportunities

- Seek and evaluate opportunities for undertaking HAM projects
- Evaluate opportunities to undertake HAM projects in states with stable growth , and with central or multilateral funding



Continue focusing on enhancing execution efficiencies

- Adopt current industry practices and modern equipment for efficient project execution
- Invest in modern construction equipment for continuous and timely availability
- Attract, train and retain qualified personnel and skilled labours



Our Strengths

Healthy Orderbook Giving Long Term Revenue Visibility

₹ 57,000.00 Mn

Single NHAI EPC
Project bid Eligibility¹

₹ 55,000.00 Mn

Single NHAI HAM
Project bid Eligibility¹

22

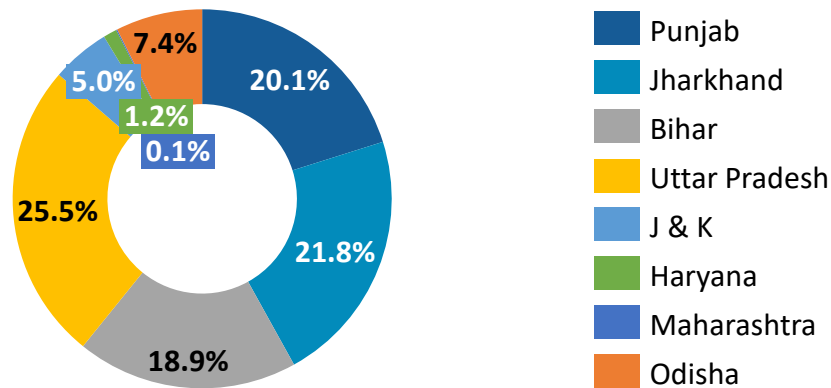
Ongoing Projects²
(14 EPC, 1 BOT and 7 HAM)

78.13%

Order Book tied up with NHAI²

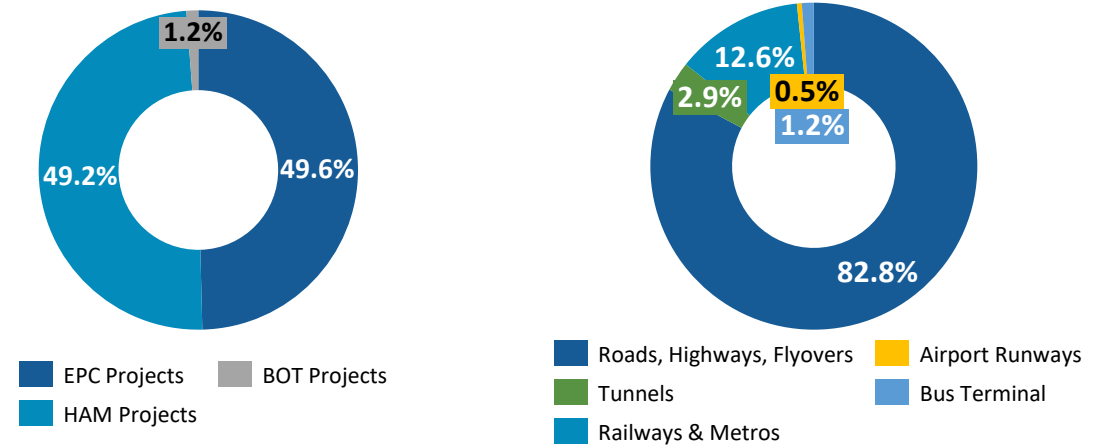
Order Book Diversified across states

Order Book as on Sept '24

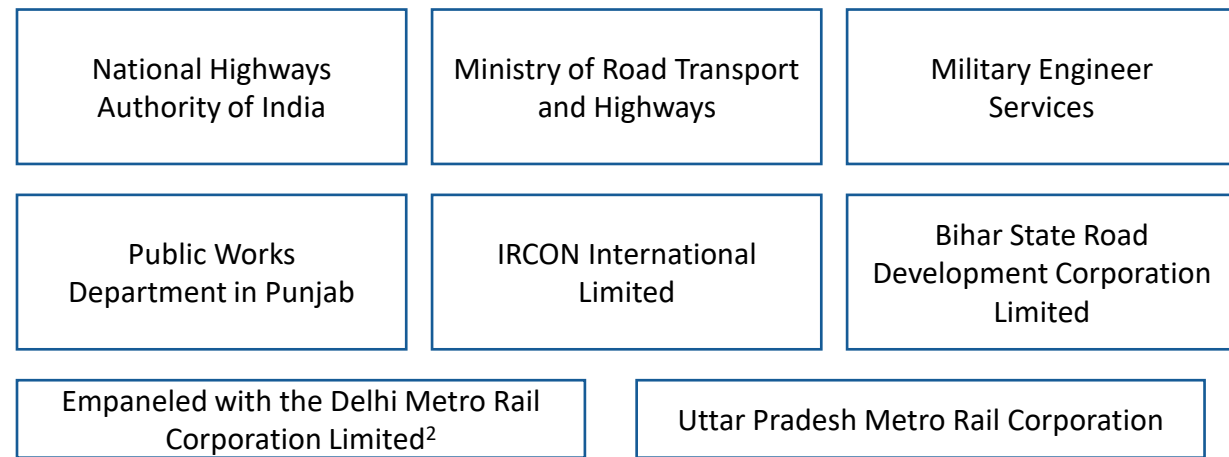


Balanced Mix of EPC and HAM projects

Order Book as on Sept '2024



Marquee Clients



Demonstrated Project Development, Execution and Operational Capabilities (1/2)

34+

Projects Completed, including 16 EPC and 1 HAM

1,740

Lane kms of roads and highways constructed

2,159

Lane kms of O&M Projects completed

Received Awards for our Operational and Technical Excellence



Gold Award

National Highways Excellence Award, 2020 by MoRTH



For Excellence in Project Management for Khemkaran-Amritsar Project



Special Award

National Highways Excellence Awards, 2021 by MoRTH

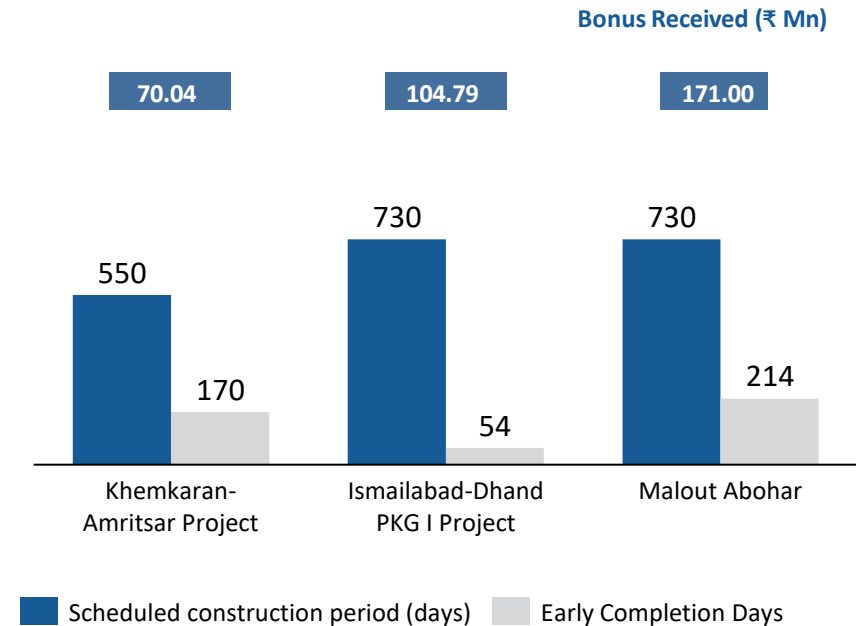


For outstanding work in challenging condition for Ramdas-Gurdaspur Project, including the Kartarpur-Sahib Project

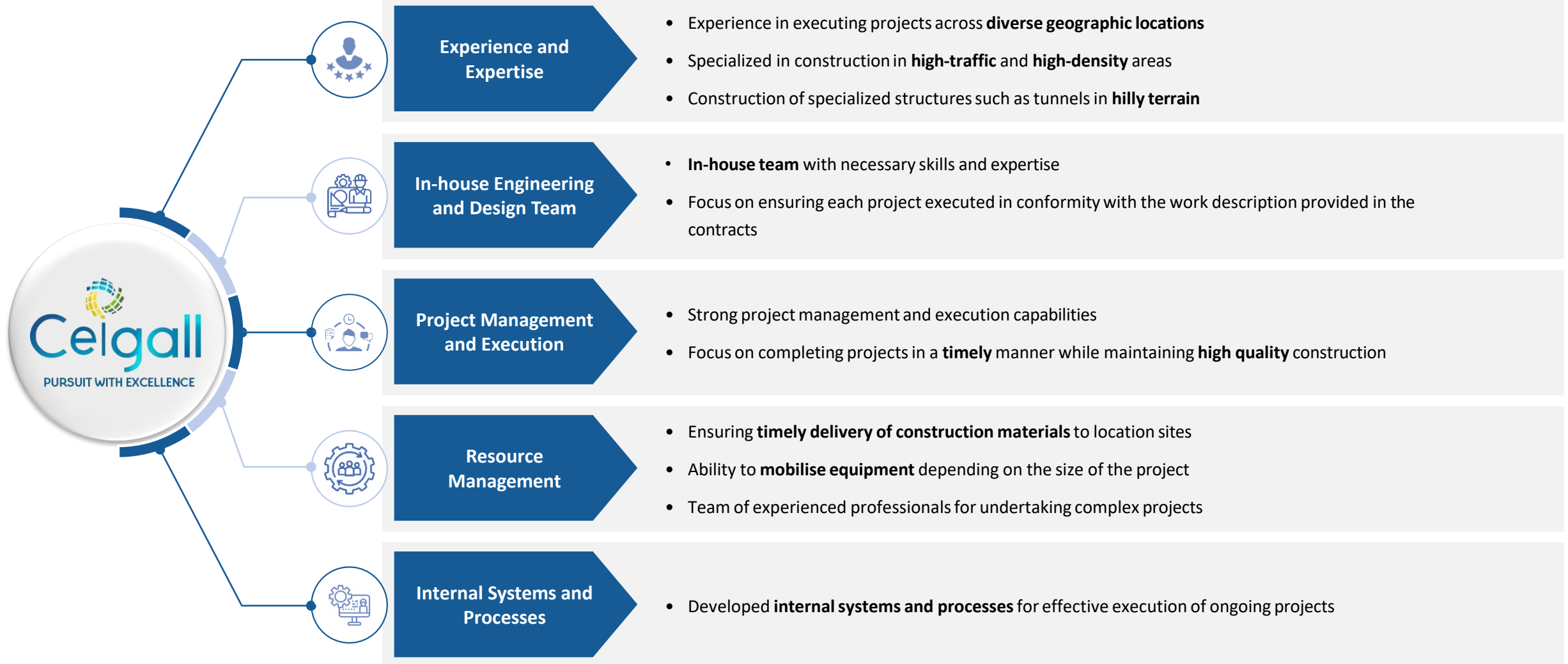
7 Projects completed ahead of schedule



Bonus received in 3 Projects



Demonstrated Project Development, Execution and Operational Capabilities (2/2)



Strategically Bidding for Projects



- Careful identification of projects and cost optimization
- Undertaking: technical surveys, feasibility studies and cost analysis

Execution Excellence



- Ensuring high quality construction during execution stage to reduce maintenance and repair costs during the O&M phase

Integrated Inventory Management System



- Efficient management of inventory and resource mobilization
- Pre-bid surveys and project site studies to fine-tuning estimations, budgets, and mobilization plans

Asset Light Model



- Rental equipment 14.01% of total equipment cost¹
- Buyback model avoids capital blockage in fixed assets
- As a result, Ceigall has better fixed asset turnover ratio as compared to its peers²

Access to Low Cost Debt



- Comfortable Credit rating of CRISIL A/Stable (Long Term) and CRISIL A1 (Short term)
- Relationships with lenders, strong financial performance and credit profile enables raising timely financing at competitive terms

Our efficient business model has facilitated us in maximizing our efficiency and increasing our profit margins

Experienced Board of Directors

Diverse, Qualified and Experienced Board of Directors with experience across various sectors



Ramneek Sehgal,
Managing Director

- He is responsible for expansion, profitability, overall growth and innovation of our Company, as well as preparing and implementing business plans, managing cost-effective operations and market development activities.
- Associated with Company since its incorporation
- He holds a bachelor's degree in commerce from Osmania University



Puneet Singh Narula,
Whole-Time Director

- Responsible for managing overall operations.
- Previously associated with IRCON, AFCONS Pauling Joint Venture, Galfar Engineering and KCC Buildcon.
- BE Civil Engineering from Guru Nanak Engineering College and an Associate member of the Institution of Engineers



Anisha Motwani,
Independent Director

- Previously associated with Max Life, DDB Mudra, Tara Sinha McCann Erickson, Euro RSCG Advertising and General Motors India
- B.Sc. and an MBA from the University of Rajasthan



Arun Goyal,
Independent Director

- Previously associated with Trident Group.
- He holds a B. Com. from Punjab University and Associate member of the ICAI



Vishal Anand,
Independent Director

- Previously associated with Anand Autocare Private Limited
- B.A. (Panjab University) and PGDBM (Infinity Business School)



Gurpreet Kaur,
Independent Director

- Previously associated with Govt. College for Girls, Ludhiana, as an assistant professor
- B. Com and M. Com. from Panjab University, Doctor of Philosophy in commerce and management studies from Himachal Pradesh University

Led by Experienced Management Team



Bhagat Singh,
Group Chief Financial Officer

- Responsible for assessing and optimizing financing options, conducting financial research and analysis, strategic decision making and raising capital
- B. Com. from Panjab University, Chandigarh. He is an associate member of ICAI.



Kapil Agarwal,
Chief Financial Officer

- Responsible for tracking cash flow and financial planning and analyzing our Company's financial strengths and weaknesses and proposing strategic directions.
- B. Com. from Maharshi Dayanand University. He is an associate of the ICAI.



Megha Kainth,
Company Secretary and Compliance Officer

- Over 23 years of experience in the field of secretarial compliances and corporate governance. She possesses extensive knowledge in complying with various regulations, including Company Laws, SEBI and Stock Exchange-related matters.
- Previously associated with the Jaypee Group for approximately 20 years, where her last role was Deputy General Manager & Company Secretary of Himalayan Expressway Limited.
- Associate member of ICSI



Ramesh Kumar Gupta,
Chief Operating Officer

- Previously associated with Soma Enterprise Ltd.
- He holds a bachelor's degree in engineering from Gorakhpur University, UP.

Led by Experienced Management Team



Yashpal Singh,
Head HR

- Mr. Yashpal Singh - HR professional with more than 20 years of rich combined expertise in Strategic HR Operations with key focus on profitability & optimal utilization of resources in Highways, Metros, OMT, EPC, Power, Real Estate, PEB & PMC in Infrastructure & Construction industry.
- Prior to joining Ceigall India Limited, he was working with Era Group, SA Infra, DP Jain Group.



Chitwon Wason,
Head BD

- Mr. Chitwon Wason - Having more than 24 years of experience in the field of Business Development, client management for Urban Infrastructure - Metros, Tunnels, Roads, Bridges, Hydro & Water Business.
- Prior to joining Ceigall India Limited, he was working with AFRY India, HCC, TATA Project, BGR Energy.



Ashwani Kumar,
Senior Vice President

- Mr. Ashwani Kumar - Responsible to strengthen Ceigall India's capabilities in specialized structures, metro, railway, and high-speed rail projects. Mr. Kumar has done BE in Civil Engineering and PGDMCM from NICMAR.
- He has around 28 years of relevant experience in the construction industry and prior to joining Ceigall India Limited, he was working with G R Infra, KEC International, Reliance Infra, J Kumar and Larsen & Toubro Limited.



Ravindra Singh Sikarwar,
Deputy General Manager -
Procurement & Stores

- Responsible for all construction related purchase activities and site procurement activities.
- B.A. from Dr. Bhimrao Ambedkar University, Agra and a Diploma in material management from Devaki Institute of Technical and Management Studies.



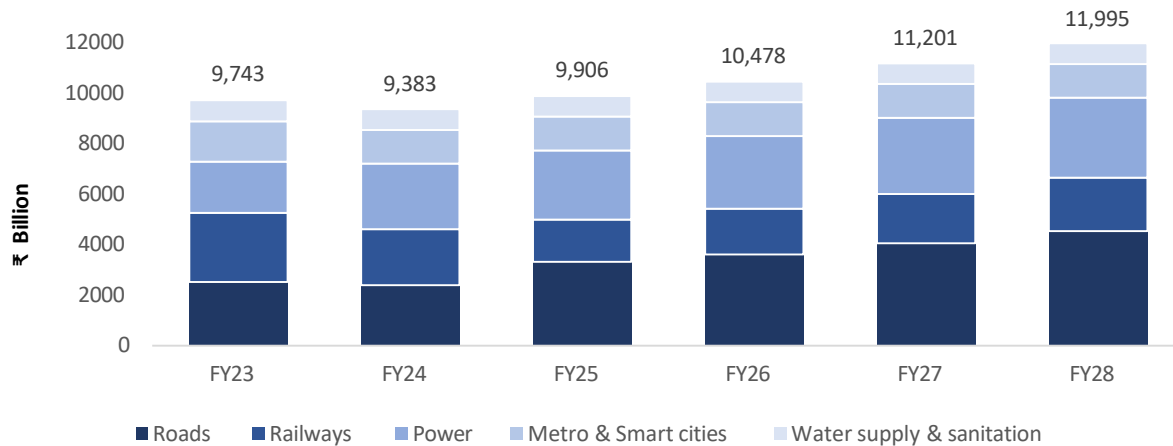
Puneet Sharma,
Deputy General Manager –
Business Development

- Responsible for bidding, project management, project billing and planning, site operations, quantity surveying, quantity estimation and team management.
- Bachelor's degree in commerce from Chitkara University, Himachal Pradesh.

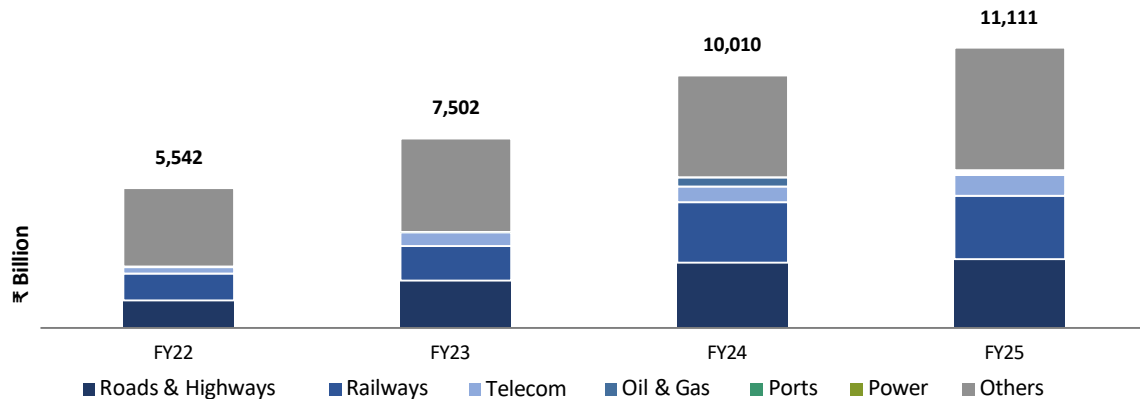
An aerial photograph showing a highway interchange. A prominent feature is a white, arched bridge structure that spans over a road. The bridge has a complex, lattice-like design. Below the bridge, there is a small village with several buildings, some of which appear to be under construction or in a state of disrepair. The surrounding landscape is a mix of green agricultural fields and some trees. In the background, more fields and a distant town are visible under a clear sky. On the left side of the image, there is a large, stylized graphic element consisting of overlapping blue and yellow shapes that resemble a large arrow or a stylized letter 'A'.

Industry Overview

Continued High Investment Momentum in Key Infrastructure Sectors



Allocation to Infrastructure Sectors in Budget increasing over the years

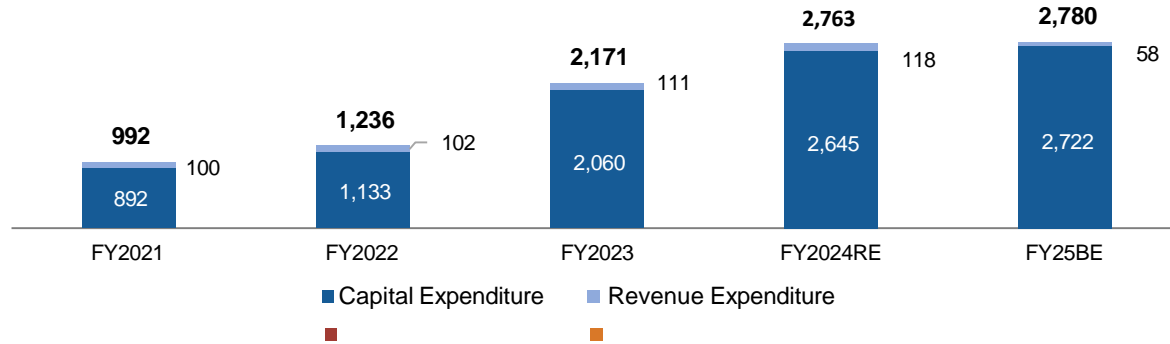


Major Infrastructure Development Plans in India

Gati Shakti	<ul style="list-style-type: none"> Focus: Big public investment for modern infrastructure Investment: Rs 750 Billion for 100 critical transport infrastructure projects
National Infrastructure Policy	<ul style="list-style-type: none"> Focus: Infrastructure creation-led revival of the economy Investment: Rs.111 trillion for rural and urban infrastructure during FY20-25
Urbanization Schemes	<ul style="list-style-type: none"> Focus: Helping the growth of urbanization through various schemes Progress: Smart Cities Mission, AMRUT and the PMAY(U)
Bharatmala Pariyojana	<ul style="list-style-type: none"> Focus: Enhance road infrastructure, optimize freight and passenger movement Progress: 26,350 kms projects awarded, 14,783 kms constructed
Sagarmala	<ul style="list-style-type: none"> Focus: Transform maritime sector, promote port-led development Aim: Enhance efficiency in cargo and passenger movement
National High Speed Rail Corporation	<ul style="list-style-type: none"> Focus: Implementation of high-speed rail projects Notable Project: Mumbai-Ahmedabad High-Speed Rail corridor

Road Sector

Budget Allocation for MORTH (₹ Billions)

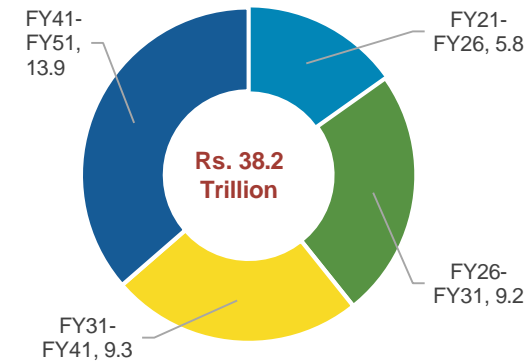


Key drivers for Growth

NIP	Project Awarding	O&M	Investments
<ul style="list-style-type: none"> Rs 20 trillion of investments expected to be made in the road sector during FY20-25 	<ul style="list-style-type: none"> NHAI pace of awarding to be ~5,000 km/year up to FY27 45,000+ kms of projects identified, including 5,000 kms of specialized structures 	<ul style="list-style-type: none"> NHAI authorized O&M-related projects worth Rs. 77.21 billion through various tenders 	<ul style="list-style-type: none"> Investments in roads sector is expected to grow at a CAGR of 17.2% during FY4-FY28

Railways and Metro Lines

Proposed Expenditure under NRP (₹ Trillion)

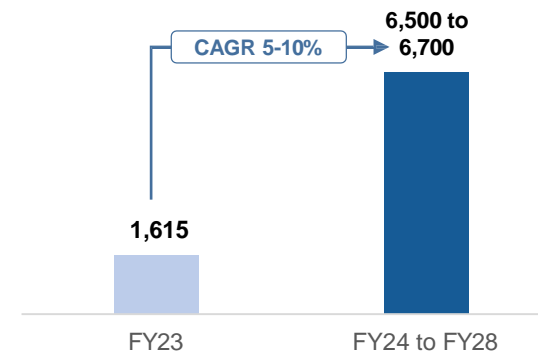


Indian Railways: 4th Largest globally
68,043 km and 7,308 stations as of FY22

National Rail Plan: 'Future Ready' railway system by FY30

Objective: To Increase share in freight to 45% by FY30 from current 26%

Trend in Investments in Metro and Smart Cities Projects (₹ Billions)



As of Oct 2023, 874 Km of metro lines operationalized across 20 cities

Proposed: 1,700 Km across 27 cities by 2025 and subsequently to 50 cities

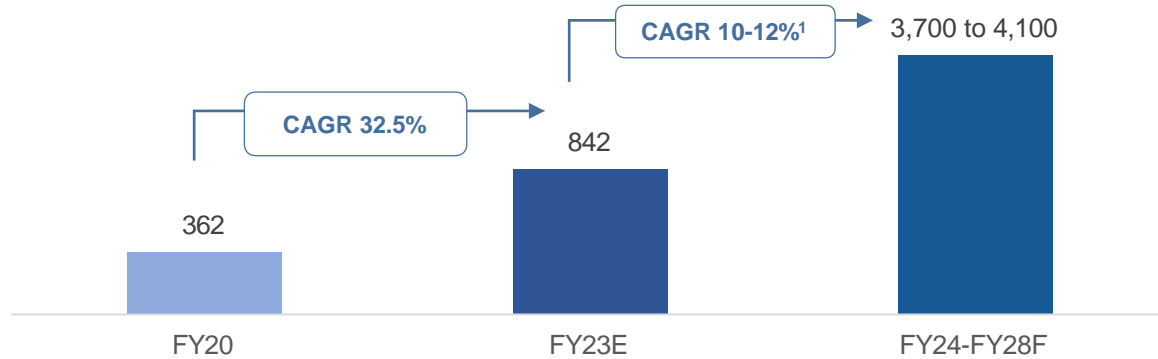
Government is proposing Metro Lite and Metro Neo lines suitable for smaller cities

Road Sector

With India's increasing population, water availability and its management are projected to become major concerns

Government of India has introduced various schemes emphasizing water conservation and restoration

Investment in WSS Segment



This growth is supplemented by investments under various schemes such as Jal Jeevan Mission and Atal Mission for Rejuvenation and Urban Transformation (AMRUT)

Railways and Metro Lines

Current Status

- 149 airports carrying approximately 327.00 million passengers annually

Market Growth

- India's aviation market is expected to double by 2030.
- Domestic seat per capita is projected to grow from 0.13x to 0.26x by 2030

Key Government Initiatives

- Improving regional connectivity
- Increased participation of private players through Public Private Partnerships
- Promoting sustainability through eco-friendly technologies

Investments

- Over Rs. 250 Billion of capital expenditure is driving a wave of modernization at existing airports and the construction of greenfield projects.

RCS-UDAN Scheme

- The government's ambitious RCS-UDAN scheme aims to bridge the air travel gap in underserved regions by constructing 100 new airports in the next few years

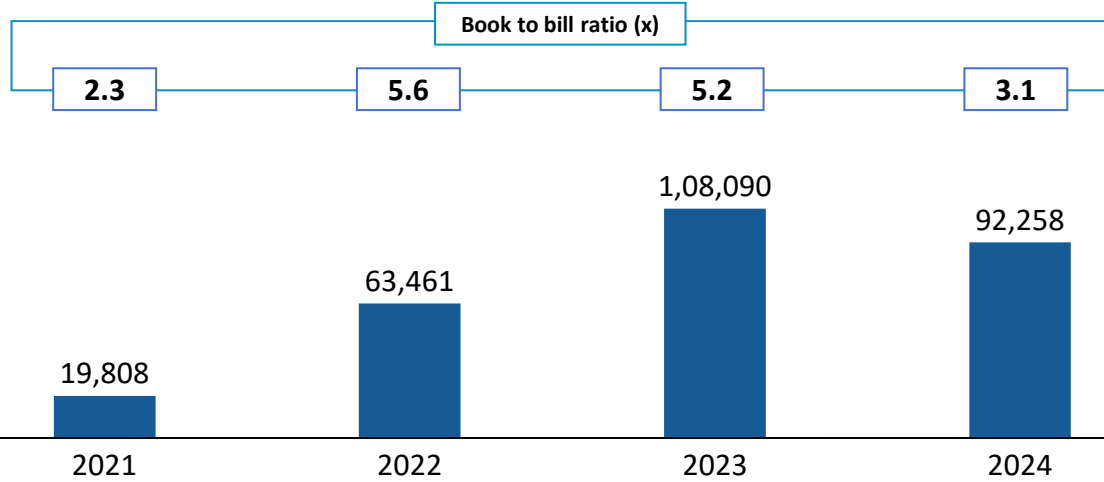


Consolidated Financials Highlights

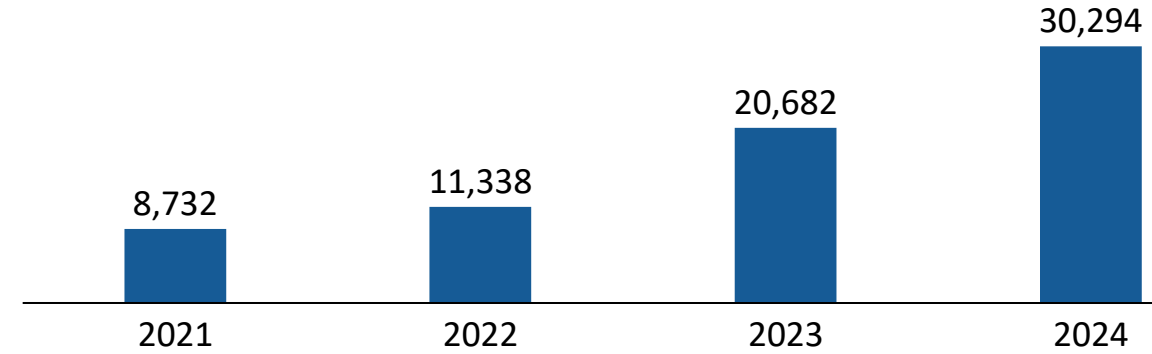


Strong Financial Metrics with a Healthy Margin Profile and Return Ratios (1/2)

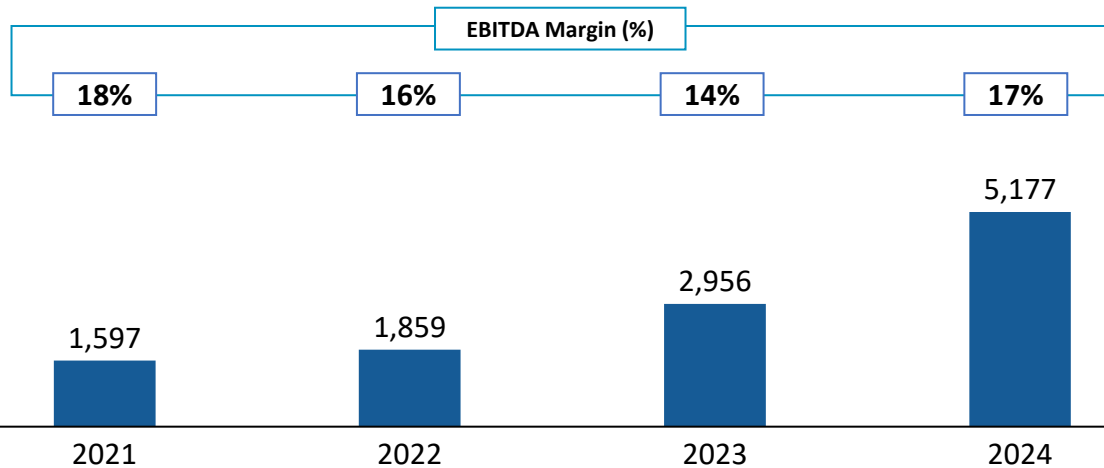
Consistent Growth In Order Book (₹ Mn)



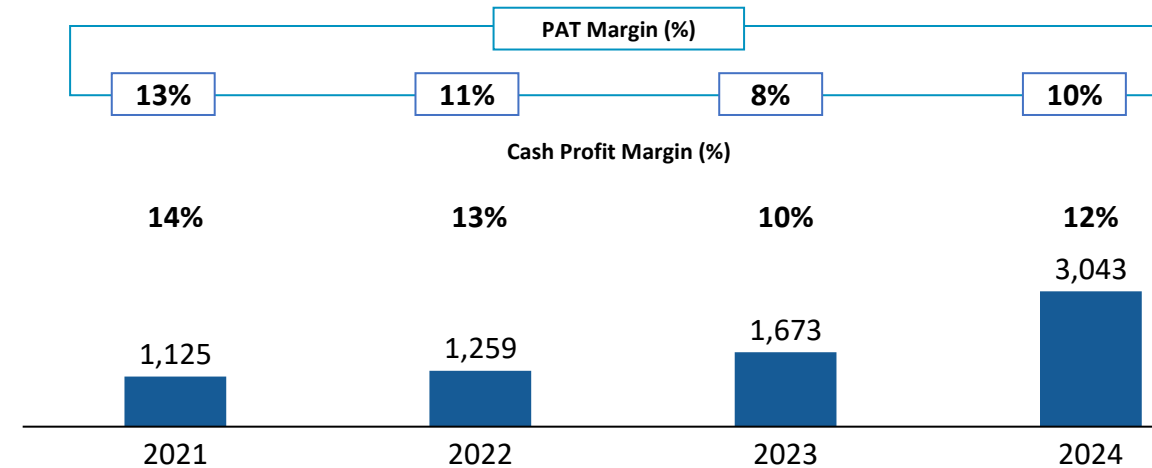
Significant Increase In Revenue (₹ Mn)



EBITDA And EBITDA Margin (₹ Mn)

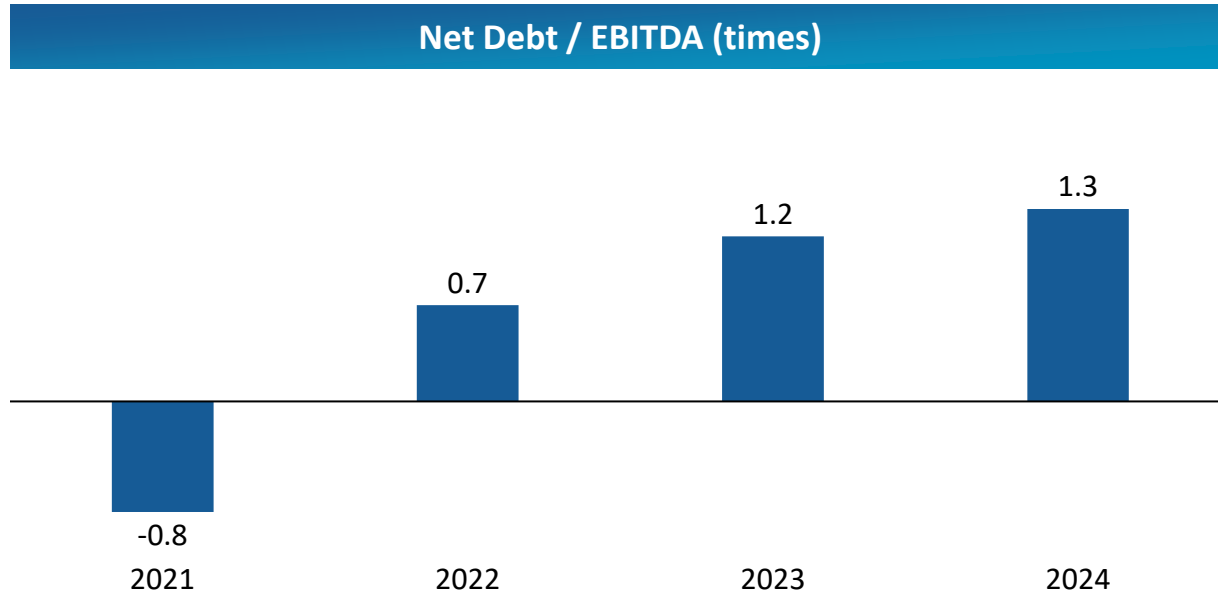


PAT, PAT Margin And Cash Profit Margin (₹ Mn)

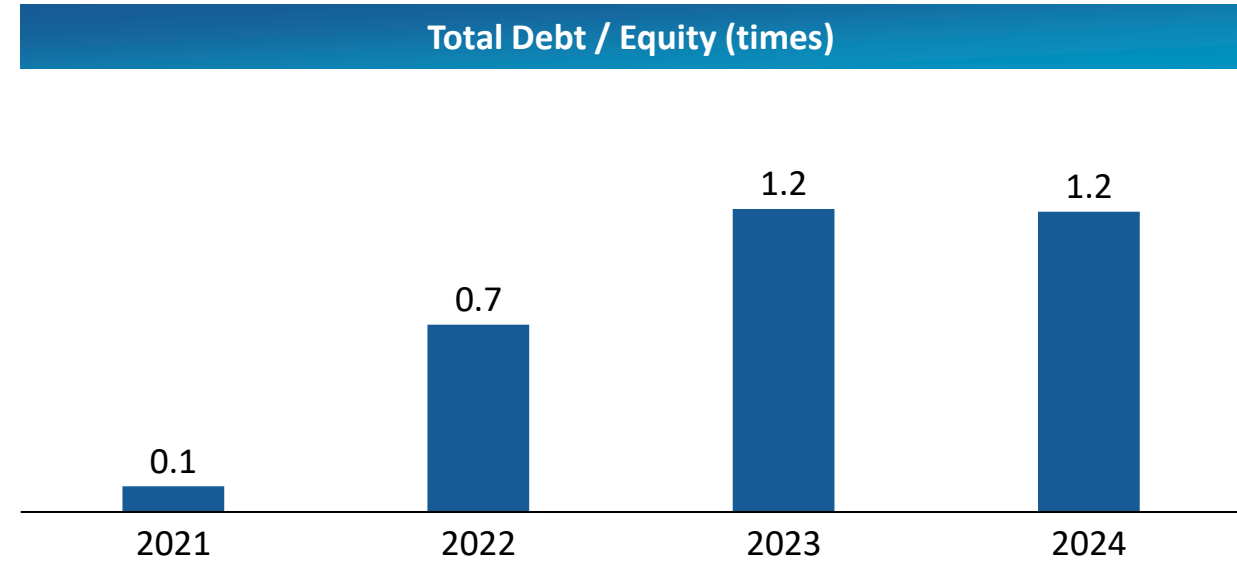


Strong Financial Metrics with a Healthy Margin Profile and Return Ratios (2/2)

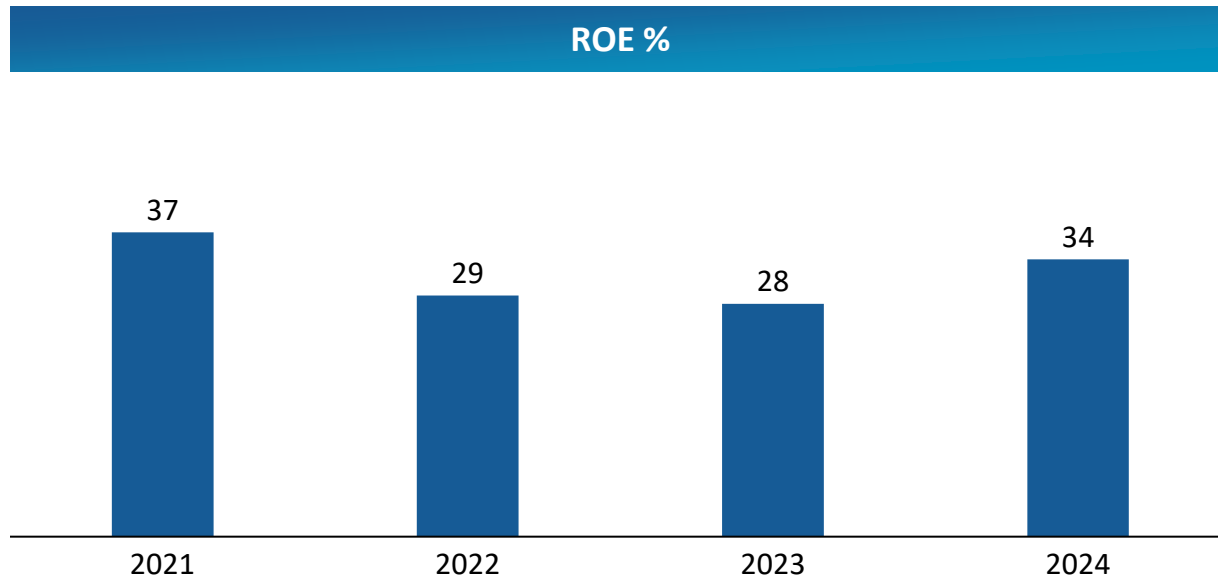
Net Debt / EBITDA (times)



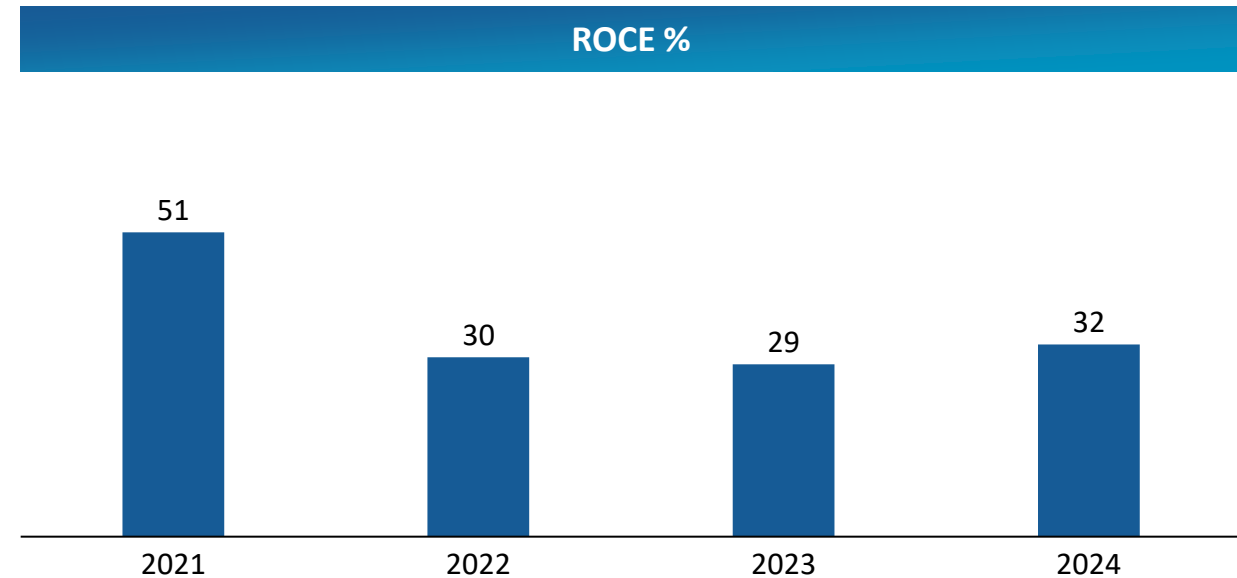
Total Debt / Equity (times)



ROE %



ROCE %



Consolidated Income Statement

Particulars (₹ million)	FY24	FY23	FY22	FY21
Revenue from Operations	30,294	20,682	11,338	8,732
Total Revenue	30,294	20,682	11,338	8,732
Cost of Material Consumed	10,531	6,871	4,115	3,416
Cost of Construction	12,978	9,874	4,599	3,335
Total Raw Material	23,509	16,745	8,713	6,751
Gross Profit	6,785	3,937	2,625	1,981
Gross Profit Margin (%)	22.4%	19.0%	23.2%	22.7%
Employee Expenses	620	296	253	143
Other Expenses	988	684	513	241
EBITDA	5,177	2,956	1,859	1,597
EBITDA Margin (%)	17.1%	14.3%	16.4%	18.3%
Other Income	368	189	127	116
Depreciation	550	376	186	135
EBIT	4,995	2,769	1,800	1,578
EBIT Margin (%)	16.5%	13.4%	15.9%	18.1%
Finance Cost	942	517	105	65
Exceptional Items/Share from Associates/joint venture	-	-	-	-
Profit before Tax	4,054	2,252	1,695	1,513
Profit before Tax(%)	13.4%	10.9%	14.9%	17.3%
Tax	-1010	-579	-436	-388
Profit After Tax	3,043	1,673	1,259	1,125
PAT Margin (%)	10.0%	8.1%	11.1%	12.9%
EPS (As per Profit after Tax)	19.37	10.65	8.01	7.16

Consolidated Balance Sheet Statement (1/2)

Particulars (₹ million)	FY 24	FY 23	FY 22	FY 21
ASSETS				
Non - Current Assets				
Property, plant and equipment	2,960	2,460	1,255	673
Capital work-in-progress	20	18	39	7
Right of use assets	49	28	-	-
Intangible assets	1	0	1	-
Financial Assets				
(i) Investments	22	3	3	1
(ii) Other Financial Assets	400	172	296	189
(iii) Receivable Under Service Concessions Arrangements	6,541	2,828	1,182	-
Deferred Tax Assets	89	109	24	24
Other non-current assets	139	6	118	144
Total Non - Current Assets	10,221	5,626	2,917	1,039
Current Assets				
Inventories	1,183	1,069	386	283
Contract Assets	4,028	3,050	941	528
Financial Assets				
(i) Investments	-	222	705	125
(ii) Trade receivables	4,298	3,163	959	362
(iii) Cash and cash equivalents	2,429	2,169	975	860
(iv) Bank balances other than (iii) above	1,252	1,438	946	659
(v) Loans & Advances	0	1	1	1
(vi) Other financial assets	173	112	129	415
(vii) Receivable Under Service Concessions Arrangements	76	-	-	-
Current Tax Assets	93	-	36	-
Other Current Assets	2,170	1,428	1,595	470
Total Current Assets	15,701	12,652	6,674	3,702
Total Assets	25,922	18,278	9,591	4,742

Consolidated Balance Sheet Statement (2/2)

Particulars (₹ million)	FY 24	FY 23	FY 22	FY 21
Equity				
(a) Equity share capital	786	393	393	10
(b) Other equity	8,092	5,538	3,920	3,043
Equity attributable to equity holders of the parent	8,877	5,931	4,313	3,053
Non-controlling interests	187			
Total Equity	9,064	5,931	4,313	3,053
Liabilities				
Non - Current Liabilities				
Financial liabilities				
(i) Borrowings	6,474	3,676	1,704	45
(ii) Lease liability	43	25		
Non-Current Provisions	38	25	16	19
Total Non - Current Liabilities	6,554	3,726	1,720	64
Current Liabilities				
Contract Liabilities	1,480	883	714	208
Financial liabilities				
(i) Borrowings	4,138	3,325	1,459	252
(ii) Lease liability	8	3	0	-
(iii) Trade payables	-	-	-	-
(a) total outstanding dues of micro enterprises and small enterprises	743	900	116	3
(b) total outstanding dues of creditors other than micro enterprises and small enterprises	2,693	2,688	450	521
(iv) Other financial liabilities	301	172	57	33
Other current liabilities	931	606	740	592
Current provisions	10	15	21	16
Current tax liabilities (net)	-	29		0
Total Current Liabilities	10,304	8,621	3,558	1,625
Total Equity and Liabilities	25,922	18,278	9,591	4,742

Consolidated Cash Flow Statement

Cash Flow Statement (₹ million)	FY24	FY23	FY22	FY21
Cash Flow from Operating Activities				
Profit before Tax	4,054	2,252	1,695	1,513
Adjustment for Non-Operating Items	1,175	745	185	96
Operating Profit before Working Capital Changes	5,228	2,997	1,880	1,609
Changes in Working Capital	-6,251	-3,087	-2,751	-185
Cash Generated from Operations	-1,023	-90	-871	1,424
Less: Direct Taxes paid	-1,086	-637	-474	-392
Net Cash from Operating Activities	-2,108	-727	-1,346	1,032
Cash Flow from Investing Activities	-382	-1,338	-1,636	-196
Cash Flow from Financing Activities	2,749	3,260	3,096	-65
Net increase/ (decrease) in Cash & Cash equivalent	259	1,195	114	771
Add: Cash and cash equivalents as at 1st April	2,169	975	860	90
Cash and cash equivalents as at 31st March	2,429	2,169	975	860

COMPANY :



CEIGALL INDIA LIMITED

CIN : L45201PB2002PLC025257

Email: ir@ceigall.com

www.ceigall.com

INVESTOR RELATIONS ADVISORS :



Mr. Nikunj Jain

+91 9769060608

nikunj.jain@linkintime.co.in

Mr. Ankit Jain

+91 9920834049

ankit.jain@linkintime.co.in

