

August 19, 2024

BSE Limited Phiroze Jeejeebhoy Towers, Dalal Street, Fort, Mumbai - 400 001 BSE Scrip Code: 532749	National Stock Exchange of India Limited Exchange Plaza, C-1, Block G Bandra Kurla Complex Bandra (East), Mumbai - 400 051 NSE Symbol: ALLCARGO
--	---

Sub: Monthly Operational Update

Dear Sir/Madam,

In accordance with Securities and Exchange Board of India (Listing Obligations and Disclosure Requirements) Regulations, 2015 and Code of Practices and Procedures for Fair Disclosure of Unpublished Price Sensitive Information in terms of Regulation 8 of Securities and Exchange Board of India (Prohibition of Insider Trading) Regulations, 2015, we are enclosing herewith key business parameters for the month ended July 2024.

The given information is as per limited review by the Management. This is for the information of your members and the public at large.

The aforesaid information shall be made available on the Company's website at www.allcargologistics.com.

Kindly take the above on record.

Thanking you,

Yours faithfully,

For Allcargo Logistics Limited

Devanand Mojidra
Company Secretary & Compliance Officer
Membership No.: A14644

Encl: a/a

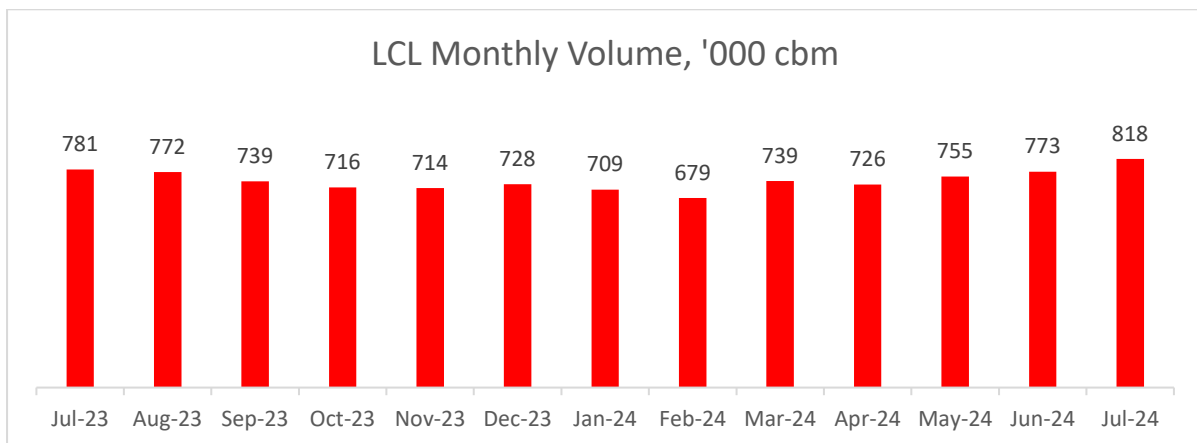
ALLCARGO LOGISTICS LIMITED

Allcargo House, 6th Floor, CST Road, Kalina, Santacruz (E), Mumbai - 400 098. Maharashtra. India.
T: +91 22 6679 8110 | www.allcargologistics.com | CIN: L63010MH2004PLC073508 | GSTN: 27AACCA2894D1ZS
e-mail id: investor.relations@allcargologistics.com

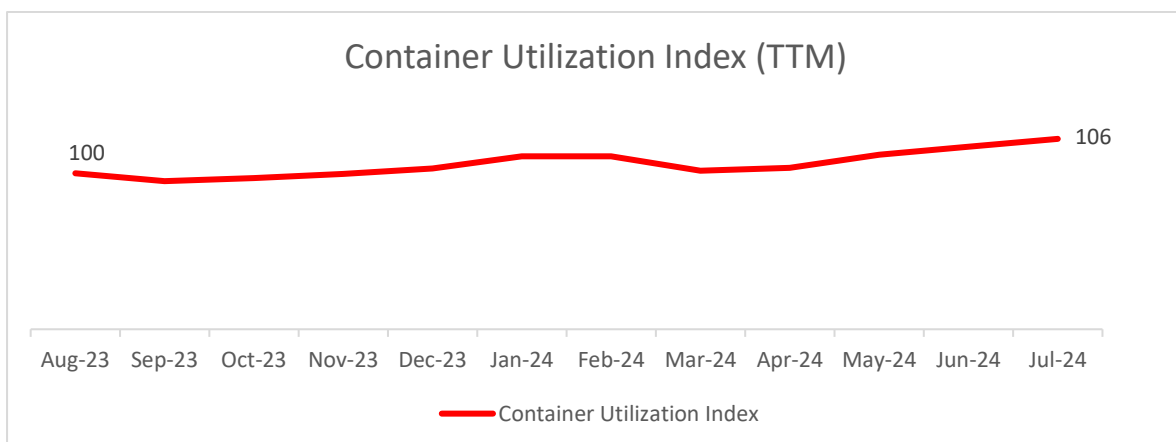
Allcargo International Supply Chain (ISC) Monthly Operational Update

LCL operations:

- LCL volume for the month of July 2024 stood at 818'000 cubic meters similar to its highest ever monthly volume which was recorded in August 2022.
- This represents an increase of 6% as compared to previous month and 5% as compared to July 2023.
- Volumes have steadily increased on the back of improved global trade and company's growth initiatives. We expect the momentum to remain through the year.
- On the back of volumes, freight rates are also anticipated to stay high until the end of peak season.
- An increase in volume was witnessed in all major regions like USA, Latin America, Europe, Asia Pacific, and Middle East.

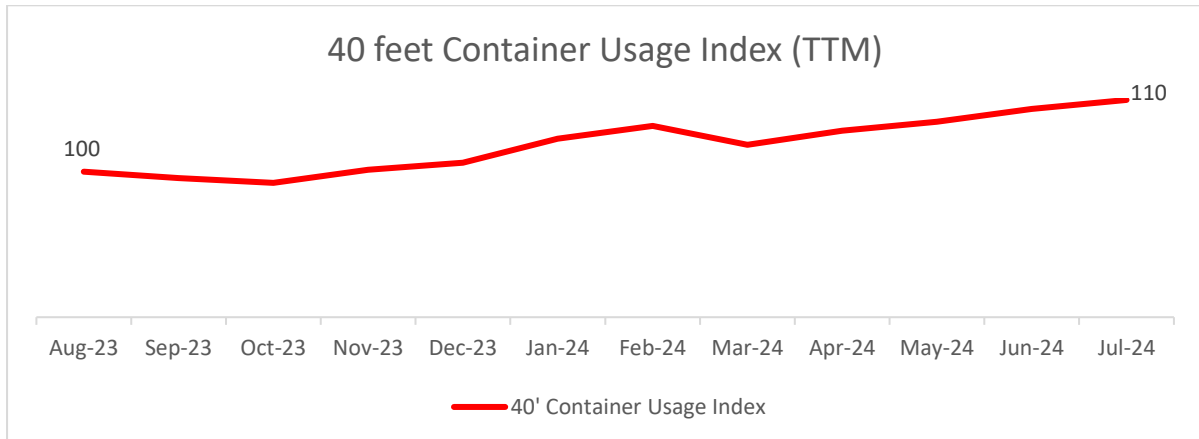


- **Container utilization:** Improved utilization is on the back of increase in volumes.



Note: The Index shows Container utilization (Cbm/TEU) levels rebased as Aug 2023 = 100

40 feet ratio: Improvement in 40 feet container usage is on account of increased volume and focus on usage of 40 feet containers.



Note: The Index shows 40 feet Container usage (number of 40 feet containers as % of total containers used) levels rebased as Aug 2023 = 100

FCL operations:

- FCL volume for the month of July 2024 were similar as compared to last month and representing a growth of 7% as compared to July 2023.
- FCL volumes have been overall flat with marginal declines in China, Vietnam and Mexico and increase in India, Turkey and UAE.

