

Gratex Industries Ltd.

Regd. Add: Gratex House, A73, TTC Industrial Area, MIDC, Kopar Khairne,
Navi Mumbai - 400703 ☎ 022-6299 2380 ✉ Email esales@gratex.in



website: www.gratex.in | GST: 27AAACG1275A224 | PAN: AAACG1275A | CIN: L21093MH1984PLC032248

Date: 11/11/2024

To,
Bombay Stock Exchange Limited,
25th Floor, Phirozee Jeejeeboy Towers,
Dalal Street, Mumbai - 400 001.

Dear Sir,

Sub : Un-Audited Financial Result for the quarter and half year ended 30th September, 2024, under Regulation 33 of the SEBI (Listing Obligations and Disclosure Requirements) Regulations, 2015

Scrip Code : 526751- GRATEX INDUSTRIES LIMITED

Pursuant to Regulation 33 of the SEBI (Listing Obligations and Disclosure Requirements) Regulations, 2015, we are enclosing herewith as follows:

1. The Un-Audited Financial Results for the quarter and half year ended on 30 September, 2024.
2. Limited Review Report for the quarter and half year ended on 30 September, 2024 issued by Statutory Auditors of the Company.

This is for your information and records

Kindly acknowledge the receipt.

Yours faithfully,

For Gratex Industries Limited,


Karan Baldevkrishan Sharma
Managing Director
(DIN: 00117188)

Encl: As Above



Limited Review Report

To the Board of Directors of Gratex Industries Limited

I have reviewed the accompanying statement of Unaudited Standalone Ind-AS Financial Results of M/s. Gratex Industries Limited ("the Company") for the quarter and half year ended 30th September, 2024, together with the notes thereon attached herewith ("the Statement"), being submitted by the Company pursuant to the requirements of Regulation 33 of the SEBI (Listing Obligations and Disclosure Requirements) Regulations, 2015 as modified by Circular No. CIR/CFD/FAC/62/2016 dated July 05, 2016.

This statement which is the responsibility of the Company's Management and has been approved by the Board of Directors, has been prepared in accordance with the recognition and measurement principles laid down in the Indian Accounting Standard 34 "Interim Financial Reporting" (Ind AS 34) prescribed under Section 133 of the Companies Act, 2013 read with the relevant rules issued there under and other accounting principles generally accepted in India. Our responsibility is to issue a report on the Statement based on our review.

I conducted my review in accordance with the Standard on Review Engagements (SRE) 2410, "Review of Interim Financial Information Performed by the Independent Auditor of the Entity" issued by the Institute of Chartered Accountants of India. This standard requires that I plan and perform the review to obtain moderate assurance as to whether the financial results are free of material misstatement.

A review is limited primarily to inquiries of company personnel and analytical procedures applied to financial data and thus provide less assurance than an Audit. I have not performed an audit and accordingly I do not express an audit opinion.

Based on my review conducted as above, nothing has come to my attention that causes me to believe that the accompanying statement of Audited standalone Ind-AS financial results prepared in accordance with applicable Indian Accounting Standards, prescribed under Section 133 of the Companies Act, 2013 read with relevant rules issued there under or by the Institute of Chartered Accountants of India and other recognized accounting practices and policies, has not disclosed the information required to be disclosed in terms of the Regulation 33 of the SEBI (Listing Obligations and Disclosure Requirements) Regulations, 2015 as modified by Circular No. CIR/CFD/FAC/62/2016 dated July 05, 2016 including the manner in which it is to be disclosed, or that it contains any material misstatement.

**For Harshal Doshi & Associates
Chartered Accountants
Firm Regn. No.145606W**

Harshal Doshi
Harshal Doshi

Proprietor

Membership No.179613

Place: Mumbai

Date: 11.11.2024

UDIN: 24179613BKBNNA9821



Registered Address:
402, Ganesh Krupa Towers,
Zaver Road, Opp Kothari Sweets,
Mulund west Mumbai - 400080

Office Address:
2, 1st Floor, Kanti Bhuvan,
1st Parsiwada Lane, V. P. Road,
Near C.P.Tank Circle, Mumbai - 400002

Landline: 022 46021477
Mobile : 9969974884

GRATEX INDUSTRIES LIMITED

Head office: Gratex House, A73, TTC Industrial Area, MIDC, Koper Khairne, Navi Mumbai, MH-400703.

Website : www.gratex.in // Email : esales@gratex.in

Tel : (022) 62992380 / Fax : (022) 24392361 / CIN : L21093MH1984PLC032248

STATEMENT OF UNAUDITED (STANDALONE) FINANCIAL RESULTS FOR THE QUARTER AND HALF YEAR ENDED SEPTEMBER 30, 2024

SR.NO.	PARTICULARS	QUARTER ENDED			HALF YEAR ENDED		YEAR ENDED
		3 Months ended 30.09.2024 (unaudited)	Corresponding 3 Months ended 30.09.2023 (unaudited)	Preceding 3 Months ended 30.06.2024 (unaudited)	6 months ended 30.09.2024 (unaudited)	Corresponding 6 months ended 30.09.2023 (unaudited)	12 Months ended 31.03.2024 (Audited)
1	Income						
	Revenue from operations	103.60	95.63	100.54	204.14	201.03	399.37
	Other Income	0.10	-	0.10	0.20	-	-
	Total Income	103.70	95.63	100.64	204.34	201.03	399.37
2	Expenses						
	a. Cost of materials consumed	38.10	44.11	45.58	83.68	82.94	178.62
	b. Purchases of stock-in-trade	-	-	-	-	-	-
	c. Changes in inventories of finished goods, work-in-progress or	4.00	(5.65)	(1.16)	2.84	3.18	(20.33)
	d. Employees benefit expense	28.24	30.21	29.09	57.33	58.49	124.43
	e. Finance costs	0.30	0.18	0.28	0.58	0.36	1.08
	f. Depreciation, depletion and amortisation expense	4.10	3.24	3.90	6.00	5.37	13.22
	g. Other Expenses						
	1. Professional Fees	1.47	1.22	1.27	2.74	2.25	4.40
	2. Other Expenses	26.85	21.88	20.31	47.16	42.48	85.52
	Total other expenses	28.32	23.10	21.58	49.90	44.73	90.01
	Total expenses	103.06	95.19	99.27	202.33	196.07	387.03
3	Total Profit / Loss before exceptional items and tax	0.64	0.44	1.37	2.01	4.96	12.34
4	Exceptional items	-	-	-	-	-	-
5	Total Profit / Loss before tax	0.64	0.44	1.37	2.01	4.96	12.34
6	Tax expense						
7	Current tax	0.16	0.11	0.34	0.50	1.25	3.53
8	Prior year Tax Adjustment	-	-	-	-	-	0.20
9	Deferred tax	-	-	-	-	-	(0.79)
10	Total tax expenses	0.16	0.11	0.34	0.50	1.25	2.94
11	Net movement in regulatory deferral account balances related to profit or loss and the related deferred tax movement	-	-	-	-	-	-
12	Net Profit / Loss for the period from continuing operations	0.48	0.33	1.03	1.51	3.71	9.40
13	Profit / Loss from discontinued operations before tax	-	-	-	-	-	-
14	Tax expense of discontinued operations	-	-	-	-	-	-
15	Net Profit / Loss from discontinued operation after tax	-	-	-	-	-	-
16	Share of Profit / Loss of associates and joint ventures accounted for using equity method	-	-	-	-	-	-
17	Total Profit / Loss for period	0.48	0.33	1.03	1.51	3.71	9.40
18	Other comprehensive income net of taxes	-	-	-	-	-	(1.92)
19	Total comprehensive income net of taxes	0.48	0.33	1.03	1.51	3.71	7.48
20	Total Profit / Loss, attributable to						
	Profit / Loss, attributable to owners of parent	-	-	-	-	-	-
	Total Profit / Loss, attributable to non-controlling interests	-	-	-	-	-	-
21	Total Comprehensive income for the period attributable to						
	Comprehensive income for the period attributable to owners of parent	-	-	-	-	-	-

	owners of parent non-controlling interests	-	-	-	-	-	-
22	Details of equity share capital						
	Paid-up Equity Share Capital	303.48	303.48	303.48	303.48	303.48	303.48
	Face value of equity share capital	10.00	10.00	10.00	10.00	10.00	10.00
22	Details of debt securities						
	Paid-up debt capital	-	-	-	-	-	-
	Face value of debt securities	-	-	-	-	-	-
23	Reserves excluding revaluation reserve	46.94	37.54	46.94	46.94	37.54	46.94
24	Debtenture redemption reserve	-	-	-	-	-	-
25	Earnings per share						
	i. Earnings per equity share for continuing operations						
	Basic earnings (loss) per share from continuing operations	0.02	0.01	0.03	0.05	0.12	0.31
	Diluted earnings (loss) per share from continuing operations	0.02	0.01	0.03	0.05	0.12	0.31
	ii. Earnings per equity share for discontinued operations						
	Basic earnings (loss) per share from discontinued operations	-	-	-	-	-	-
	Diluted earnings (loss) per share from discontinued operations	-	-	-	-	-	-
	iii. Earnings per equity share						
	Basic earnings (loss) per share from continuing and discontinued operations	0.02	0.01	0.03	0.05	0.12	0.31
	Diluted earnings (loss) per share from continuing and discontinued operations	0.02	0.01	0.03	0.05	0.12	0.31
26	Debt equity ratio	-	-	-	-	-	-
27	Debt service coverage ratio	-	-	-	-	-	-
28	Interest service coverage ratio	-	-	-	-	-	-
29	Disclosure of notes on financial results	-	-	-	-	-	-

NOTES :

- The above Unaudited Financial results have been reviewed by the Audit Committee and approved by the Board of Directors at their meetings held on 11th November, 2024. The results have been subjected to Limited Review by the Statutory Auditors of the Company.
- Figures for the previous periods have been regrouped, wherever necessary to make them comparable with current period.
- The Company is engaged primarily in business of wallpaper & Furnishing Products and accordingly there are no separate reportable segments as per Accounting Standard 108 dealing with Segment Reporting.
- The above results have been prepared in accordance with the Companies (Indian Accounting Standards) Rules, 2015 [Ind AS] prescribed under section 133 of the Companies Act, 2013.

Date : November 11, 2024


Place : Mumbai

For GRATEX INDUSTRIES LIMITED


Mr. Karan Baldevkrishan Sharma
Managing Director
DIN: 00117168

GRATEX INDUSTRIES LIMITED

STATEMENT OF ASSETS AND LIABILITIES (Unaudited)	(Rs in Lakhs)	
	30.09.2024	31.03.2024
	Unaudited	Audited
Particulars		
ASSETS		
Non-current assets		
Property, Plant and Equipment	114.89	102.59
Capital Work In Progress		
Investment Property		
Goodwill		
Other Intangible Assets		
Intangible Assets under Development		
Biological Assets Other than Bearer Plants		
Investments accounted using Equity method		
Non-Current Financial Assets		
Non Current Investments		
Trade Receivables Non-Current		
Loans Non-Current		
Other Non- Current Financial Assets	32.27	32.07
Total Non-Current Financial Assets	32.27	32.07
Deferred Tax Assets Net)	3.67	3.67
Other Non-Current Assets		
Total Non-Current Assets	150.83	138.33
Current Assets		
Inventories	198.77	201.61
Current Financial Assets		
Current Investments		
Trade Receivables, Current	58.78	73.85
Cash and Cash Equivalents	0.88	0.63
Bank Balance other than Cash and Cash Equivalents	-	-
Loans and Advances Current	0.50	3.87
Other Current Financial Assets	-	-
Total Current Financial Assets	60.16	78.35
Current Tax Assets(Net)	4.64	-
Other Current Assets	6.72	3.60
Total Current Assets	270.29	283.56
Non-Current Assets as classified for Sale		
Regulatory deferral account debit balances and related deferred tax assets		
TOTAL ASSETS	421.12	421.89
EQUITY AND LIABILITIES		
EQUITY		
Equity attributable to owner of parent		
Equity Share Capital	303.48	303.48
Other Equity	48.45	46.94
Total Equity attributable to owner of parent	351.93	350.42
Non-Controlling Interest		




Total Equity		
LIABILITIES		
Non -Current Liabilities		
Non-Current Financial Liabilities		
Borrowings Non-Current	3.95	5.45
Trade payables Non-Current	-	-
Other Non-Current Financial Liabilities		
Total Non-Current Financial Liabilities		
Provisions, Non-Current	8.27	8.27
Deferred Tax Liabilities(Net)	2.29	2.29
Deferred Government Grants, Non-Current		
Other Non-Current Liabilities		-
Total Non-Current Liabilities	14.51	16.01
Current Liabilities		
Current Financial liabilities		
Borrowings Current	2.91	3.03
Trade Payables, Current	31.30	30.07
Other Current Financial Liabilities	-	-
Total Current Financial Liabilities		
Other current liabilities	7.07	13.04
Provisions, Current	13.40	5.79
Current Tax Liabilities	-	3.53
Deferred Government Grants, Current		
Total Current Liabilities	54.68	55.46
Liabilities directly associated with assets in disposal group classified as held for sale		
Regulatory Deferral Account credit balances and related deferred tax liability		
TOTAL LIABILITIES	69.19	71.47
TOTAL EQUITY AND LIABILITIES	421.12	421.89

Date : 11.11.2024

Place : Mumbai

For GRATEX INDUSTRIES LIMITED


Mr. Karan Baldevkrishan Sharma
 Managing Director
 DIN: 00117188


GRATEX INDUSTRIES LIMITED
CASH FLOW STATEMENT FOR THE PERIOD ENDED SEPTEMBER, 2024

	Unaudited		Audited	
	Half Year Ended September, 2024	Year Ended	Year Ended	March 31, 2024
A.	CASH FLOW FROM OPERATING ACTIVITIES			
	Profit before tax	2.01		12.34
	Adjustments for:			
	Depreciation and amortisation	8.00		13.22
	Other Comprehensive Income	-		(1.02)
	Prior period items	-		-
	Interest income	(0.20)		0.01
	Interest and finance charges	0.58		1.08
	Operating profit before working capital changes	10.39		24.73
	Adjustments for:			
	(Increase) / Decrease in Loans and Advances	3.37		(3.05)
	(Increase) / Decrease in inventories	2.84		(28.15)
	(Increase) / Decrease in trade receivables	15.07		16.04
	(Increase) / Decrease in other non current assets	(0.20)		-
	(Increase) / Decrease in other current assets	(7.76)		1.52
	Increase / (Decrease) in trade payables	1.23		(5.99)
	(Increase) / Decrease in other deposits	-		(0.24)
	Increase / (Decrease) in Tax Liability	-		(1.72)
	Increase / (Decrease) in other non current liabilities	-		-
	Increase / (Decrease) in other current liabilities	(5.97)		3.36
	Increase / (Decrease) in Deferred Tax	-		(0.79)
	Increase/(Decrease) in provisions	7.61		1.66
	Cash generated from operations	26.58		7.37
	Taxes paid (net of refunds)	4.03		1.02
	Net cash generated from operating activities	22.55		6.35
B.	CASH FLOW FROM INVESTING ACTIVITIES			
	Purchase of tangible/intangible assets	(20.30)		(7.95)
	Interest received	0.20		(0.01)
	Movement in term deposit with bank (net)			
	Net cash (used in) investing activities	(20.10)		(7.96)
C.	CASH FLOW FROM FINANCING ACTIVITIES			
	Repayment of borrowings (non current)	(1.50)		5.14
	Repayment of borrowings (current)	(0.12)		(2.42)
	Interest paid	(0.58)		(1.08)
	Dividend paid			
	Dividend distribution tax paid			
	Net cash (used in) financing activities	(2.20)		1.64
	Net increase in cash and cash equivalents (A+B+C)	0.25		0.03
	Cash and cash equivalents at the beginning of the year	0.63		0.60
	Cash and cash equivalents at the end of the year	0.88		0.63
	Cash and cash equivalents comprise:			
	Cash on hand	0.22		0.34
	Balances with banks	0.66		0.29
	Demand deposits (less than 3 months maturity)			
	Total	0.88		0.63

Date : 11.11.2024

Place : Mumbai

For GRATEX INDUSTRIES LIMITED


Mr. Karan Baldevkrishan Sharma
 Managing Director
 DIN: 00117188