



CIN : U45309DL2017PLC323467

**DEEPAK BUILDERS &  
ENGINEERS INDIA LIMITED**

Ref. No. : .....

Date : .....

Date: 16th November, 2024

To  
The Manager  
Listing Department  
National Stock Exchange of India Limited  
Exchange Plaza, C-1, Block G  
Bandra -Kurla Complex, Bandra (East)  
Mumbai – 400 051  
**Trading Symbol: DBEIL**

The Manager  
Listing Department  
BSE Limited  
Phiroze Jeejeebhoy Tower  
Dalal Street,  
Mumbai - 400001  
**Script code: 544276**

**Sub:- Un-audited Standalone Financial Results for the quarter and half year ended on 30<sup>th</sup> September, 2024**

Dear Sir/Madam

In compliance with Regulation 33 of SEBI (Listing Obligations and Disclosure Requirements) Regulations, 2015, we wish to inform you that the Board of Directors in its meeting held on 16<sup>th</sup> November, 2024, have considered and approved Un-audited Financial Results for the quarter and half year ended on 30<sup>th</sup> September, 2024 alongwith Limited Review Report for the same. We are enclosing herewith the following:

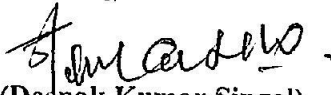
- Unaudited Financial Results for the quarter and half year ended September 30, 2024;
- Statement of Assets and Liabilities as at September 30, 2024;
- Cash Flow Statement for the half year ended September 30, 2024; and
- Limited Review Report on the said financial results received from the Statutory Auditors of the Company.


The meeting of the Board of Directors of the Company commenced at 3:30 P.M. and concluded at 4:15 P.M.

You are requested to take the above information on your records.

Thanking You,

Yours faithfully,  
For Deepak Builders & Engineers India Limited

  
(Deepak Kumar Singal)  
Managing Director  
DIN : 01562688




**DEEPAK BUILDERS AND ENGINEERS INDIA LIMITED**

Regd. Office: Ahluwalia Chambers, 1st Floor, Plot No.16 & 17, Local Shopping Centre, Madangir, Near Pushpa Bhawan, New Delhi-110062  
Website: www.deepakbuilders.co.in  
CIN: U45309DL2017PLC323467

**STATEMENT OF UNAUDITED STANDALONE FINANCIAL RESULTS FOR THE QUARTER / HALF YEAR ENDED 30.09.2024**

| Sr. No. | Particulars  | (Amt in Lacs)              |                            |                            |                            |                            |                         |
|---------|--|----------------------------|----------------------------|----------------------------|----------------------------|----------------------------|-------------------------|
|         |  | Quarter Ended              |                            |                            | Half Year ended            |                            | Previous Year ended     |
|         |  | 30.09.2024<br>(Un-Audited) | 30.06.2024<br>(Un-Audited) | 30.09.2023<br>(Un-Audited) | 30.09.2024<br>(Un-Audited) | 30.09.2023<br>(Un-Audited) | 31.03.2024<br>(Audited) |
| I       | Revenue from operations  | 12,181.93                  | 10,510.75                  | 15,545.53                  | 22,692.68                  | 21,547.74                  | 51,140.18               |
| II      | Other income   | 94.67                      | 122.91                     | 114.76                     | 217.58                     | 211.65                     | 534.07                  |
| III     | <b>Total Revenue (I + II)</b>  | <b>12,276.60</b>           | <b>10,633.66</b>           | <b>15,660.29</b>           | <b>22,910.26</b>           | <b>21,759.39</b>           | <b>51,674.25</b>        |
| IV      | <b>Expenses:</b>   |                            |                            |                            |                            |                            |                         |
|         | Cost of materials consumed   | 7,429.22                   | 4,990.79                   | 9,776.92                   | 12,420.01                  | 11,431.96                  | 26838.38                |
|         | Construction Cost  | 1,256.10                   | 1,534.43                   | 2,330.15                   | 2,790.53                   | 4,334.97                   | 8636.68                 |
|         | Employee benefits expense  | 481.08                     | 614.53                     | 753.75                     | 1,095.61                   | 1,462.41                   | 3133.90                 |
|         | Finance costs  | 689.87                     | 658.87                     | 501.27                     | 1,348.74                   | 1,445.60                   | 2858.38                 |
|         | Depreciation and amortization expense  | 194.68                     | 161.57                     | 202.39                     | 356.25                     | 413.96                     | 717.16                  |
|         | Other expenses   | 248.59                     | 349.61                     | 224.24                     | 598.20                     | 489.00                     | 1311.11                 |
|         | <b>Total expenses (IV)</b>   | <b>10,299.54</b>           | <b>8,309.80</b>            | <b>13,788.72</b>           | <b>18,609.34</b>           | <b>19,577.90</b>           | <b>43,495.61</b>        |
| V       | Profit before exceptional and extraordinary items and tax (III - IV)   | 1,977.06                   | 2,323.86                   | 1,871.57                   | 4,300.92                   | 2,181.49                   | 8,178.64                |
| VI      | Exceptional items  | -                          | -                          | -                          | -                          | -                          | -                       |
| VII     | Profit before extraordinary items and tax (V - VI)   | 1,977.06                   | 2,323.86                   | 1,871.57                   | 4,300.92                   | 2,181.49                   | 8,178.64                |
| VIII    | Extraordinary items  | -                          | -                          | -                          | -                          | -                          | -                       |
| IX      | Profit before tax (VII- VIII)  | 1,977.06                   | 2,323.86                   | 1,871.57                   | 4,300.92                   | 2,181.49                   | 8,178.64                |
| X       | Tax expense:   |                            |                            |                            |                            |                            |                         |
|         | (1) Current tax  | 493.93                     | 607.76                     | 481.68                     | 1,101.69                   | 575.68                     | 2,157.20                |
|         | (2) Deferred tax   | (24.64)                    | (2.89)                     | (10.13)                    | (27.53)                    | 3.65                       | (26.55)                 |
|         | (3) Pr. Yr. adujstment   | -                          | 297.69                     | 6.82                       | 297.69                     | 6.82                       | 6.82                    |
|         | <b>Net Tax Expense (X)</b>   | <b>469.29</b>              | <b>902.56</b>              | <b>471.55</b>              | <b>1,371.85</b>            | <b>586.15</b>              | <b>2,137.47</b>         |
| XI      | Profit (Loss) for the period from continuing operations (IX-X)   | 1,507.77                   | 1,421.30                   | 1,400.02                   | 2,929.07                   | 1,595.34                   | 6,041.17                |
| XII     | Profit/(loss) from discontinuing operations  | -                          | -                          | -                          | -                          | -                          | -                       |
| XIII    | Tax expense of discontinuing operations  | -                          | -                          | -                          | -                          | -                          | -                       |
| XIV     | Profit/(loss) from Discontinuing operations (after tax) (XII-XIII)   | -                          | -                          | -                          | -                          | -                          | -                       |
| XV      | <b>Profit (Loss) for the period (XI + XIV)</b>   | <b>1,507.77</b>            | <b>1,421.30</b>            | <b>1,400.02</b>            | <b>2,929.07</b>            | <b>1,595.34</b>            | <b>6,041.17</b>         |
| XVI     | <b>Other Comprehensive Income</b>  |                            |                            |                            |                            |                            |                         |
|         | A.   |                            |                            |                            |                            |                            |                         |
|         | (i) Items that will not be reclassified to profit or loss  | (24.24)                    | -27.34                     | -32.56                     | -51.58                     | -66.63                     | -113.89                 |
|         | (ii) Income tax relating to items that will not be reclassified to profit or loss  | 6.10                       | 6.88                       | 8.20                       | 12.98                      | 16.77                      | 28.67                   |
|         | B.   |                            |                            |                            |                            |                            |                         |
|         | (i) Items that will be reclassified to profit or loss  | -                          | -                          | -                          | -                          | -                          | -                       |
|         | (ii) Income tax relating to items that will be reclassified to profit or loss  | -                          | -                          | -                          | -                          | -                          | -                       |
|         | <b>Total (XVI)</b>   | <b>-18.14</b>              | <b>-20.46</b>              | <b>-24.36</b>              | <b>-38.60</b>              | <b>-49.86</b>              | <b>-85.22</b>           |
| XVII    | <b>Total Comprehensive Income for the period (XV+XVI)[Comprising of Profit (Loss) and Other comprehensive Income for the period]</b> | <b>1,489.63</b>            | <b>1,400.84</b>            | <b>1,375.66</b>            | <b>2,890.47</b>            | <b>1,545.48</b>            | <b>5,955.95</b>         |
| XVIII   | Paid-up equity share capital   | 3,588.09                   | 3,588.09                   | 3,588.09                   | 3,588.09                   | 3,588.09                   | 3,588.09                |
| XIX     | Face Value of Equity Share Capital( in Rs.)  | 10.00                      | 10.00                      | 10.00                      | 10.00                      | 10.00                      | 10.00                   |
| XX      | Reserves excluding revaluation reserve as per balance sheet of previous accounting year  | 14,677.22                  | 13,169.44                  | 7,296.79                   | 14,677.22                  | 7,296.79                   | 11,748.00               |
| XXI     | <b>Earnings per equity share (for continuing operation):</b>   |                            |                            |                            |                            |                            |                         |
|         | (1) Basic  | 4.15                       | 3.96                       | 3.83                       | 8.06                       | 4.45                       | 16.84                   |
|         | (2) Diluted  | 4.15                       | 3.96                       | 3.83                       | 8.06                       | 4.45                       | 16.84                   |
| XXII    | <b>Earnings per equity share (for discontinued operation):</b>   |                            |                            |                            |                            |                            |                         |
|         | (1) Basic  | -                          | -                          | -                          | -                          | -                          | -                       |
|         | (2) Diluted  | -                          | -                          | -                          | -                          | -                          | -                       |
| XXIII   | <b>Earnings per equity share (for discontinued &amp; continuing operation):</b>  |                            |                            |                            |                            |                            |                         |
|         | (1) Basic  | 4.15                       | 3.96                       | 3.83                       | 8.06                       | 4.45                       | 16.84                   |
|         | (2) Diluted  | 4.15                       | 3.96                       | 3.83                       | 8.06                       | 4.45                       | 16.84                   |

*Amalendu*




**DEEPAK BUILDERS AND ENGINEERS INDIA LIMITED**

Regd. Office: Ahluwalia Chambers, 1st Floor, Plot No.16 & 17, Local Shopping Centre, Madangir, Near Pushpa Bhawan, New Delhi-110062  
Website: www.deepakbuilders.co.in

CIN: U45309DL2017PLC323467

|                               |  | (Amt. in Lacs)                              |                                     |
|-------------------------------|--|---|-------------------------------------|
| Particulars                   |  | As at the end of<br>Half year<br>30.09.2024 | As at the year<br>end<br>31.03.2024 |
|                               |  | Un-Audited                                  | Audited                             |
| <b>ASSETS</b>                 |  |   |                                     |
| <b>1</b>                      | <b>Non-current assets</b>                        |   |                                     |
|                               | (a) Property, Plant and Equipment                | 5127.83                                     | 5402.42                             |
|                               | (b) Capital work-in-progress                     | 0.00  | 0.00                                |
|                               | (c) Investment Property                          | 0.00  | 0.00                                |
|                               | (d) Right of Use assets                          | 1012.52                                     | 1054.41                             |
|                               | (e) Other Intangible assets                      | 0.00  | 0.00                                |
|                               | (f) Intangible assets under development          | 0.00  | 0.00                                |
|                               | (g) Biological Assets other than bearer plants   | 0.00  | 0.00                                |
|                               | (h) Investment accounted for using equity method | 0.00  | 0.00                                |
|                               | <b>Non- Current Financial Assets</b>             |   |                                     |
|                               | (i) Investments                                  | 6.03  | 6.99                                |
|                               | (ii) Trade receivables                           | 0.00  | 0.00                                |
|                               | (iii) Loans                                      | 0.00  | 0.00                                |
|                               | (iv) Others Fin. assets                          | 7247.38                                     | 7493.04                             |
|                               | (i) Deferred tax assets (net)                    | 0.00  | 0.00                                |
|                               | (ii) Other non-current assets                    | 3601.90                                     | 4165.29                             |
|                               | <b>TOTAL OF NON-CURRENT ASSETS</b>               | <b>16995.66</b>                             | <b>18122.15</b>                     |
| <b>2</b>                      | <b>Current assets</b>                            |   |                                     |
|                               | (a) Inventories                                  | 22775.13                                    | 21286.93                            |
|                               | (b) financial Assets                             | 0.00  | 0.00                                |
|                               | (i) Investments                                  | 0.00  | 0.00                                |
|                               | (ii) Trade receivables                           | 9465.80                                     | 7226.10                             |
|                               | (iii) Cash and cash equivalents                  | 8.59  | 8.73                                |
|                               | (iv) Loans                                       | 0.00  | 0.00                                |
|                               | (v) Others (to be specified)                     | 0.00  | 0.00                                |
|                               | (c) Current Tax Assets (Net)                     | 0.00  | 0.00                                |
|                               | (d) Other current assets                         | 19836.90                                    | 9231.08                             |
|                               | <b>TOTAL OF CURRENT ASSETS</b>                   | <b>52086.42</b>                             | <b>37752.84</b>                     |
|                               | <b>Total Assets (1+2)</b>                        | <b>69082.08</b>                             | <b>55874.99</b>                     |
| <b>EQUITY AND LIABILITIES</b> |  |   |                                     |
| <b>3</b>                      | <b>Equity</b>                                    |   |                                     |
|                               | (a) Equity Share capital                         | 3588.09                                     | 3588.09                             |
|                               | (b) Other Equity                                 | 15312.66                                    | 12422.19                            |
|                               | <b>TOTAL EQUITY</b>                              | <b>18900.75</b>                             | <b>16010.28</b>                     |
| <b>4</b>                      | <b>LIABILITIES</b>                               |   |                                     |
|                               | <b>Non-current liabilities</b>                   |   |                                     |
|                               | (a) Financial Liabilities                        |   |                                     |
|                               | (i) Borrowings                                   | 9998.61                                     | 8042.15                             |
|                               | (ii) Trade payables                              | 0.00  | 0.00                                |
|                               | (iii) Lease Liabilities                          | 339.83                                      | 346.41                              |
|                               | (v) Other financial liabilities                  | 85.65                                       | 73.39                               |
|                               | (b) Provisions                                   | 87.10                                       | 87.10                               |
|                               | (c) Deferred tax liabilities (Net)               | 139.66                                      | 180.17                              |
|                               | (d) Other non-current liabilities                | 13404.61                                    | 8262.17                             |
|                               |  | <b>24055.46</b>                             | <b>16991.39</b>                     |
|                               | <b>Current liabilities</b>                       |   |                                     |
|                               | (a) Financial Liabilities                        |   |                                     |
|                               | (i) Borrowings                                   | 0.00  | 0.00                                |
|                               | (ii) Trade payables                              | 9096.91                                     | 7261.99                             |
|                               | (iii) Other financial liabilities                | 11109.87                                    | 11565.88                            |
|                               | (iv) Lease Liabilities                           | 968.09                                      | 1424.63                             |
|                               | (b) Other current liabilities                    | 12.91                                       | 12.01                               |
|                               | (c) Provisions                                   | 2883.79                                     | 1690.86                             |
|                               | (d) Current Tax Liabilities (Net)                | 26.16                                       | 26.16                               |
|                               |  | 2028.14                                     | 891.79                              |
|                               | <b>TOTAL LIABILITIES</b>                         | <b>26125.87</b>                             | <b>22873.32</b>                     |
|                               | <b>Total Equity and Liabilities (3+4)</b>        | <b>50181.33</b>                             | <b>39864.71</b>                     |
|                               |  | <b>69082.08</b>                             | <b>55874.99</b>                     |

*[Handwritten Signature]*



**DEEPAK BUILDERS AND ENGINEERS INDIA LIMITED**

Regd. Office: Ahluwalia Chambers, 1st Floor, Plot No.16 & 17, Local Shopping Centre, Madangir, Near Pushpa Bhawan, New Delhi-110062  
Website: [www.deepakbuilders.co.in](http://www.deepakbuilders.co.in)


CIN: U45309DL2017PLC323467

**NOTES:**

- 1 The Company's un-audited financial results for the quarter and half year ended September 30, 2024 have been prepared in accordance with the Indian Accounting Standards (IND AS) as prescribed under section 133 of the Companies Act, 2013 read with Rules made thereunder.
- 2 The above results have been reviewed and recommended by the Audit Committee and approved by the Board of Directors in their respective meetings held on 16.11.2024. The Statutory Auditors have expressed an unmodified opinion on these un-audited financial results. The figures are in Lacs except Face value of Equity Shares and EPS, which are in Rupees.
- 3 The company has come out with its Initial Public issue (IPO) of 1,28,10,000 equity shares of face value of Rs. 10/- each at an issue price of Rs. 203 per share (including securities premium of Rs. 193 per share). The issue comprised of fresh issue of 1,07,00,000 equity shares and offer for sale of 21,10,000 equity shares. The equity shares of the company were listed on National Stock Exchange of India and BSE Limited (BSE) on 28th October, 2024. Consequently to allotment of fresh issue, the paid -up equity share capital of the company has been increased from 3,58,80,860 to 4,65,80,860 equity shares of Rs. 10/- each.
- 4 The figures for the quarter ended September 30, 2023 as reported in these un-audited financial results have been approved by the Board of Directors but have not been reviewed/audit by the statutory auditors.
- 5 The un-audited financial results of the company will be available on the websites of the Stock Exchanges i.e. [www.bseindia.com](http://www.bseindia.com) and [www.nseindia.com](http://www.nseindia.com). the same is also available on the company's website [www.deepakbuilders.co.in](http://www.deepakbuilders.co.in)

For DEEPAK BUILDERS AND ENGINEERS INDIA LIMITED

  
(DEEPAK KUMAR SINGAL)  
MANAGING DIRECTOR  
DIN :01562688



Place: Ludhiana  
Date: 16-11-2024

**DEEPAK BUILDERS & ENGINEERS INDIA LIMITED**


Regd. Office: Ahluwalia Chambers, 1st Floor, Plot No.16 & 17, Local Shopping Centre, Madangir, Near Pushpa Bhawan, New Delhi - 110062

**STATEMENT OF UNAUDITED CASHFLOW FOR THE QUARTER / HALF YEAR ENDED 30.09.2024**

*(Amt in Lacs)*

| S. No.     | Particulars   | For the period ended 30.09.2024 | For the period ended 31.03.2024 |
|------------|---|---------------------------------|---------------------------------|
| <b>I</b>   | <b>Cash Flow from Operating Activities</b>                          |                                 |                                 |
|            | Profit before Tax from Continuing Operations                        | 4,300.92                        | 8,178.68                        |
| <b>A</b>   | <b>Adjustment to Reconcile Profit before Tax to Net Cash Flows</b>  |                                 |                                 |
|            | <u>Non-Cash Adjustments</u>   |                                 |                                 |
| 1          | Depreciation and Amortisation Expenses                              | 356.25                          | 717.16                          |
| 2          | Interest Cost   | 1,329.39                        | 2,174.93                        |
| 3          | Interest on Lease Liability   | 19.35                           | 39.31                           |
| 4          | Interest on Security Deposit  | (16.05)                         | (30.44)                         |
| 5          | (Profit) / Loss on Sale of Property, Plant & Equipment              | -                               | 17.92                           |
| 6          | Allowances for Expected Credit Loss                                 | -                               | 122.49                          |
| 7          | Asset Written Off   | -                               | 2.42                            |
| 8          | Contribution to Employees Benefit Funds                             | -                               | 4.78                            |
| 9          | Gain on Sale of Mutual Funds  | (1.54)                          | -                               |
| <b>B</b>   | <b>Operating Profit before Working Capital Changes</b>              | <b>5,988.32</b>                 | <b>11,227.25</b>                |
|            | <u>Adjustments</u>  |                                 |                                 |
| 1          | (Increase) / Decrease in Trade Receivables                          | (2,239.70)                      | 2,524.73                        |
| 2          | (Increase) / Decrease in Inventories                                | (1,488.20)                      | (4,286.98)                      |
| 3          | (Increase) / Decrease in Other Assets                               | (10,042.43)                     | (7,410.64)                      |
| 4          | (Increase) / Decrease in Other Financial Assets                     | 261.71                          | (1,580.21)                      |
| 5          | Increase / (Decrease) in Trade Payables                             | (456.01)                        | (157.81)                        |
| 6          | Increase / (Decrease) in Other Liabilities                          | 6,426.00                        | (2,217.51)                      |
| 7          | Increase / (Decrease) in Other Financial Liabilities                | (465.75)                        | 481.80                          |
| 8          | Increase / (Decrease) in Provisions                                 | -                               | 43.04                           |
| <b>C</b>   | <b>Cash Generated from Operations</b>                               | <b>(2,016.06)</b>               | <b>(1,376.33)</b>               |
| 1          | Income Tax Paid   | 350.28                          | 1,308.32                        |
|            | <b>Net Cash Generated / (Used In) from Operating Activities (I)</b> | <b>(2,366.34)</b>               | <b>(2,684.65)</b>               |
| <b>II</b>  | <b>Cash Flows from Investing Activities</b>                         |                                 |                                 |
| 1          | Purchase of Plant, Property and Equipments                          | (107.16)                        | (1,354.89)                      |
| 2          | Proceeds from Sale of Property, Plant & Equipments                  | -                               | 248.75                          |
| 3          | Proceeds from Mutual Funds  | 2.50                            | (7.00)                          |
|            | <b>Net Cash Generated / (Used In) Investing Activities (II)</b>     | <b>(104.66)</b>                 | <b>(1,113.14)</b>               |
| <b>III</b> | <b>Cash Flows from Financing Activities</b>                         |                                 |                                 |
| 1          | Proceeds from Long Term Borrowings Including Current Maturity (Net) | 1,956.46                        | 2,710.93                        |
| 2          | Proceeds / (Repayment) of Short Term Borrowings (Net)               | 1,834.92                        | 2,936.07                        |
| 3          | Payment of Lease Liability  | (12.60)                         | (34.05)                         |
| 4          | Interest Paid   | (1,307.93)                      | (2,123.47)                      |
|            | <b>Net Cash Generated / (Used In) Financing Activities (III)</b>    | <b>2,470.85</b>                 | <b>3,489.48</b>                 |
| <b>D</b>   | <b>Net Increase in Cash and Cash Equivalents (I + II + III)</b>     | <b>(0.15)</b>                   | <b>(308.31)</b>                 |
| <b>E</b>   | <b>Cash and Cash Equivalents at the beginning of the year</b>       | <b>8.73</b>                     | <b>317.04</b>                   |
| <b>F</b>   | <b>Cash and Cash Equivalents at year end</b>                        | <b>8.58</b>                     | <b>8.73</b>                     |

*(Signature)*





**PARMOD G. GUPTA & ASSOCIATES**  
**CHARTERED ACCOUNTANTS**  
**(A Peer Reviewed Firm)**

LIMITED REVIEW REPORT

The Board of Directors,  
**DEEPAK BUILDERS AND ENGINEERS INDIA LIMITED**  
Near Shaheed Bhagat Singh Nagar,  
Ludhiana

We have reviewed the accompanying statement of unaudited financial results of **DEEPAK BUILDERS AND ENGINEERS INDIA LIMITED** (the Company) for the quarter ended September 30, 2024 and year to date results from April 1, 2024 to September 30, 2024 (the "Statement") being submitted by Company pursuant to the requirement of the SEBI (Listing Obligations and Disclosure Requirements) Regulations, 2015.

This statement, which is the responsibility of the Company's Management and has been approved by the Board of Directors have been prepared in accordance with the applicable accounting standards read with relevant rules issued thereunder and other accounting principles generally accepted in India and is in compliance with the Listing Regulations. Our responsibility is to express a conclusion on the statements based on our review.

We conducted our review in accordance with the Standard on Review Engagement (SRE) 2410, "Review of Interim Financial Information Performed by the Independent Auditor of the Entity" issued by The Institute of Chartered Accountants of India. This standard requires that we plan and perform the review to obtain moderate assurance as to whether the financial statements are free of material misstatement. A review is limited primarily to inquiries of company personnel and analytical procedures applied to financial data and thus provide less assurance than an audit. We have not performed an audit and accordingly, we do not express an audit opinion.

Based on our review conducted as above, nothing has come to our attention that causes us to believe that the accompanying statement of unaudited financial results prepared in accordance with applicable accounting standards read with relevant rules issued thereunder and other accounting principles generally accepted in India, has not disclosed the information required to be disclosed in terms of the SEBI (Listing Obligations and Disclosure Requirements) Regulations, 2015 including the manner in which it is to be disclosed, or that it contains any material misstatement.

The Statement includes the results for the quarter ended September 30, 2023 and year to date results from April 1, 2023 to September 30, 2023 which have not been subjected to review by us or any other auditor but are approved by the Company's Board of Directors. Attention invited to Note No 4 to the statement.

Our report on the statement is not modified in respect of the above matter.

Place : Ludhiana  
Date : 16.11.2024  
UDIN : 24096109BKDSJK3082

for PARMOD G. GUPTA & ASSO.  
CHARTERED ACCOUNTANTS



*Parmod Gupta*  
(PARMOD GUPTA)  
PARTNER  
M.NO.096109  
Firm's Reg. No. 018870N