



## **DCM SHRIRAM**

BSE Limited Phiroze JeeJeeBhoy Towers, Dalal Street, <b>Mumbai - 400 001</b>	National Stock Exchange of India Ltd., "Exchange Plaza", 5 <sup>th</sup> Floor, Plot No. C-1, G Block, Bandra-Kurla Complex, Bandra (E) <b>Mumbai – 400 051</b>
<b>SCRIP CODE : 523367</b>	<b>SCRIP CODE : DCM SHRIRAM</b>

**Kind Attn.:** **Department of Corporate Communications/Head - Listing Department**

**Sub:** **Annual Report for the Financial Year 2023-24 along with Notice of the 35<sup>th</sup> Annual General Meeting to be held on July 16, 2024**

Dear Sir(s),

Pursuant to the provisions of Regulation 34 of the SEBI (Listing Obligations and Disclosure Requirements) Regulations, 2015 as amended from time to time, we enclose herewith Annual Report for the financial year 2023-24 along with the Notice of 35<sup>th</sup> Annual General Meeting (AGM) of the Company scheduled to be held on Tuesday, July 16, 2024 at 10:30 A.M. (IST) through Video Conferencing / Other Audio Visual Means (VC/OAVM). The same is being sent through electronic mode to the Members.

The Annual Report including the Notice of 35<sup>th</sup> AGM is also available on the website of the Company i.e. <https://www.dcmshriram.com/investors/annual-report>. The web-links of the said files are as under:

**Annual Report FY 2023-24:**

<https://www.dcmshriram.com/docs/files/Annual%20Report%20FY%202023-24.pdf>

**Notice of 35<sup>th</sup> AGM:**

<https://www.dcmshriram.com/docs/files/Notice%20FY%202023-24.pdf>

You are requested to take on record/disseminate the above.

Thanking you,

**Yours faithfully,  
For DCM Shriram Ltd.**

**(Swati Patil Lahiri)  
Acting Company Secretary & Compliance Officer**

Dated: June 14, 2024  
Encl.: As above

**DCM SHRIRAM LTD.**

Registered and Corporate Office: 2nd Floor (West Wing), Worldmark 1, Aerocity, New Delhi - 110037, India  
Tel: +91 11 42100200 e-mail: [response@dcmshriram.com](mailto:response@dcmshriram.com) website: [www.dcmshriram.com](http://www.dcmshriram.com)  
CIN No. L74899DL1989PLC034923

# GROWING WITH TRUST



# *Straight* *from the* **HEART**



*“Thanks to the check dam, the water stays for long and the land remains fertile for longer.”*

*“Education is not child's play. But it can be made playful.”*



*“Since the time I got training on new agronomic practices, my yield and income, both have increased.”*

DCM Shriram Foundation CSR Initiative Supporting Environment Sustainability. Livelihood. Education. Preventive Healthcare. Sanitation. Impacting lives.

# CONTENTS

02 Corporate Information

15 Management Discussion and Analysis

03 Chairman & Vice Chairman's Statement

23 Business Responsibility & Sustainability Report

05 Our Businesses

53 Board's Report

10 Financial Highlights

70 Corporate Social Responsibility

11 Our Vision & Values

86 Corporate Governance Report

12 Brief Profile of the Board of Directors of the Company

99 Financial Statements

14 Senior Executive Team

202 Notice





## CORPORATE INFORMATION

### Registered Office

DCM Shriram Ltd.  
CIN – L74899DL1989PLC034923  
2<sup>nd</sup> Floor (West Wing), Worldmark-1  
Aerocity, New Delhi-110037  
Tel. No. : (91) 11-42100200  
Email : response@dcmsriram.com  
Website : www.dcmsriram.com

### Bankers

Punjab National Bank  
State Bank of India  
HDFC Bank Limited  
Standard Chartered Bank  
ICICI Bank Limited

### Statutory Auditors

M/s Deloitte Haskins & Sells,  
Chartered Accountants,  
Gurugram (Haryana)

### Board of Directors

Mr. Ajay S. Shriram  
*Chairman & Senior Managing Director*

Mr. Vikram S. Shriram  
*Vice Chairman & Managing Director*

Mr. Ajit S. Shriram  
*Joint Managing Director*

Mr. Aditya A. Shriram  
*Deputy Managing Director*

Mr. Pradeep Dinodia  
*Non-Executive Independent Director*

Mr. Sunil Kant Munjal  
*Non-Executive Independent Director*

Mr. Vimal Bhandari  
*Non-Executive Independent Director*

Ms. Ramni Nirula  
*Non-Executive Independent Director*

Mr. Pravesh Sharma  
*Non-Executive Independent Director*

Justice (Retd.) Vikramajit Sen  
*Non-Executive Independent Director*

Mr. Rabinarayan Mishra  
*Nominee Director (LIC)*

Mr. K.K. Sharma  
*Whole Time Director (EHS)*

### Acting Company Secretary

Ms. Swati Patil Lahiri

### Board Audit Committee

Mr. Pradeep Dinodia  
*Chairman*

Mr. Sunil Kant Munjal

Ms. Ramni Nirula

Mr. Pravesh Sharma

### Stock Exchanges where the Securities of the Company are Listed

National Stock Exchange of India Ltd.  
Exchange Plaza, C-1, Block-G,  
Bandra-Kurla Complex, Bandra (East),  
Mumbai-400051

BSE Ltd.  
Phiroze Jeejeebhoy Towers,  
Dalal Street,  
Mumbai-400001

(It is confirmed that annual listing fee for the financial year 2024-25 has been paid by the Company to the above Stock Exchanges.)

## CHAIRMAN AND VICE CHAIRMAN'S MESSAGE

The Indian economy ended the financial year 2023-24 with GDP growth surpassing market expectations, despite strong external headwinds. Early indications suggest a continuation of the economic momentum during the first quarter of FY25. Some of the high frequency indicators of growth such as GST collections, toll receipts on highways, sale of vehicles, electricity consumption, passenger traffic both rail and air, value of digital transactions, corroborate to the growing strength of the economy. The country was able to generate and distribute adequate power on account of increased industrial activity and higher temperatures, with peak loads exceeding 250 GW, which is a new record.

Industrial activity is gaining momentum as can be seen from the improving industrial capacity utilization and volume indicators like the Index of Industrial Production. Concurrently, fixed investment is gathering pace with Government's focus on capital spending and the resultant ripple effect on private investment. Bank and Corporate Balance Sheets reflect a healthy financial stability along with significantly improved performance by the Public Sector Units. The forward-looking surveys of the Reserve Bank also indicate improving consumer confidence and industrial outlook.

Retail inflation at 4.8 per cent in April 2024 was the lowest in the past 11 months. The positive outlook of a normal monsoon season is reassuring, particularly in light of last year's deficit and the low water levels in various reservoirs of across the country. This should help in keeping inflation under check. On the external front, despite global challenges, India's foreign exchange reserves are comfortable, and the Indian rupee has been stable vis-à-vis the US dollar. Exports, particularly on account of growth in service exports has ensured stability for the country's balance of payments. Thus, the major pillars of India's macro-economic strength are positive and should help navigate unforeseen difficulties. However unrelenting geopolitical

tensions and volatility in global commodity prices, especially of petroleum products, and the risk of commodity dumping, present some of the uncertainties that the economy may encounter.

During the financial year 2023-24, the Company's total revenue from operations (net of excise duty) was Rs. 10922 Crores vs. Rs. 11547 Crores last year. This was essentially on account of lower product prices and lower volumes of the Chloro-Vinyl business. Sugar and Ethanol business revenue increased by 24%, both on account of volumes and unit product prices. Fenesta Building Systems registered a growth of 18% led by volumes, Shriram Farm Solutions business achieved a 15% growth and Bioseed business revenue grew by 14%. Fertilizer business revenues declined by 24% on account of lower gas prices which is a pass through.

Profit before depreciation, interest and tax was Rs.1089 Crores, down 37% over last year. The decline was on account of 82% lower PBDIT of Chloro-Vinyl, primarily due to global reduction in commodity prices. Although costs have declined, including energy costs, but it was not commensurate with decline in product prices, leading to pressure on margins. Other three major businesses recorded an increase in PBDIT driven by higher volumes, improved product prices and better margins. Sugar and Ethanol PBDIT was up by 64%, Shriram Farm Solutions up by 21% and Fenesta Building Systems up by 20%. Bioseed PBDIT improved significantly driven by higher volumes specially for India business. Fertiliser business recorded a decline of 53% in PBDIT led by reduction in energy norms and lower gas prices. Cement business also registered an improvement in PBDIT. Overall PBDIT margins declined to 10% from 15% last year.

Net Profit for financial year 2023-24 was Rs. 447 Crores, lower by 51% from Rs.911 Crores in the previous year. Net Debt as on 31<sup>st</sup> March 2024 increased to Rs.1,434 Crores vis-à-vis Rs.681 Crores as on 31<sup>st</sup> March 2023, as surplus funds were utilized for expansion projects.

During the year 2023-24, some of the significant projects commissioned were, a 44 MW (peak) renewable power facility at our Chemicals Complex in Bharuch and a 4600 TPA manufacturing facility of Sulphate of Potash plant at Hariawan Sugar complex. Fenesta expanded its uPVC extrusion plant at Kota. Under the Fenesta brand, the business entered a new product line of Facades, for which a fabrication plant was established in Hyderabad. Farm Solution Business started commercial production of specialty crop nutrition products and biologicals from its own manufacturing facility at Kota

The current year 2024-25 will see major capacity expansion as well as new product additions at Bharuch Chemical complex. This includes a 850 TPD caustic soda plant, 600 TPD Caustic soda Flaker facility, 56100 TPA Hydrogen Peroxide facility and a 52,000 TPA Epichlorohydrine (ECH) plant supported by 120 MW captive power plant. In the Sugar business a 12 TPD Integrated Compressed Biogas Project at Ajbapur complex is expected to be completed by Q4 FY'25 and a 2100 TCD crushing capacity expansion at Loni complex will be commissioned by Q3 FY'25.

During the year the company continued to work towards integrating environmental, social and governance (ESG) principles into all our operations across the value chain. A policy on Biodiversity was adopted to reiterate our commitment towards preventing loss of natural habitat. The Company participated in the Dow Jones Sustainability Index (DJSI), and was ranked amongst the top 8% most sustainable companies out of 527+ global chemical companies. As part of a long-term mitigation plan, initiatives are being taken to reduce the withdrawal of groundwater and increasing ground-water recharge. As a result, the company's water harvesting and conservation measures resulted in making DCM Shriram a 12 times water positive company. During the year the Company has tied up sustainability linked loans amounting to Rs. 300 Crs, demonstrating our commitment towards the environment.



From L to R: Mr. Ajay S. Shriram and Mr. Vikram S. Shriram

(Vikram S. Shriram)  
Vice Chairman & Managing Director

(Ajay S. Shriram)  
Chairman & Sr. Managing Director

DCM Shriram Foundation the company's philanthropic arm is committed to playing a larger role in bringing a tangible difference in the lives of the communities around our manufacturing locations through holistic development. We continue our focus on healthcare, education, livelihood, sanitation and environment. By addressing multiple needs, the impact is visible with long term benefits.

The Foundation also aims to play a catalytic role in creating a more enabling ecosystem for enhancing sustainable use of water in agriculture in India, in close partnership with other stakeholders. Towards this end we launched the DCM Shriram AgWater Challenge with our partner The Nudge /Prize with the primary goal to foster innovation in the agriculture-water space. The AgWater Challenge seeks to inspire AgTech entrepreneurs and social impact innovators to develop scalable solutions within India's agricultural water ecosystem. We have also partnered with Sattva Knowledge Institute for a report on "Transforming Crop Cultivation by Advancing Water Efficiency in Agriculture".

Our employees are our biggest strength and we recognise their commitment towards the growth of the company. They are encouraged to innovate and constantly learn, in order to keep abreast with global best practices. The wide range of exposure covers Information technology to process engineering and from business strategies to human productivity. Employees across functions and levels get an opportunity to attend training programmes at leading management institutes such as IIMs and Wharton Business School. One such initiative for our senior team is the Advanced Leadership Development Program in collaboration with Indian School of Business (ISB) and the National University of Singapore (NUS).

We would like to take this opportunity to thank all our stakeholders – members of the board, business associates, employees, suppliers, government authorities, lenders and shareholders – who have contributed to the growth of our company. With their cooperation, we are confident of maintaining the growth momentum in the coming years.

7<sup>th</sup> June 2024

With best wishes,



# OUR BUSINESSES





## OUR BUSINESSES

### 1 ► Chloro-Vinyl Businesses

#### i. Chlor Alkali :

DCM Shriram's Chlor-Alkali (Chemicals) business comprises Caustic Soda (Lye and flakes), Chlorine and associated chemicals including Hydrochloric acid, Stable Bleaching powder, Aluminium Chloride, Compressed Hydrogen and Sodium Hypochlorite.

The Company has two manufacturing facilities located at Bharuch (Gujarat) and Kota (Rajasthan) with coal and biomass based captive power along with Renewable power. The company's caustic soda capacity at Bharuch is 1375 TPD and at Kota is 524 TPD.

#### ii. Vinyl Business

A highly integrated business, located at Kota (Rajasthan), it involves manufacturing of PVC resins and Calcium Carbide with captive production of Acetylene, Chlorine and power. Company's Raw carbide capacity stands at 340 TPD and PVC capacity stands at 220 TPD.



### 2 ► Sugar and Ethanol

This business comprises 4 sugar complexes in Central U.P. with a sugarcane crushing capacity of 41,000 TCD (26500 TCD on refined sugar). These units have a total power cogeneration capacity of 152 MW and are also supported by 560 KLD of Distillery capacity (on final molasses) and a 4600 TPA of potash plant. The company has also a country liquor bottling line of 14000 cases per day.



### 3 ▶ Agri-Input Businesses

#### i. Shriram Farm Solutions

This business provides a complete basket of Agri-inputs (Research based as well as Generic) viz. Hybrid seeds, Specialty plant nutrition and Crop care chemicals through its wide distribution network. This year the business through its subsidiary started manufacturing Speciality nutrition products, last year it started manufacturing crop care chemicals. The business also provides high quality agronomy services aimed at increasing farmer productivity.



#### ii. Bioseed

Bioseed business is present across the entire Seeds value chain, i.e. Research, Production, Processing, Extension activities and Marketing with established significant presence in India & Philippines. The Company is present in both Field and Vegetable Crops in India. In Philippines, the business is present primarily in Corn and Paddy.



#### iii. Fertilizer

The Company operates the LNG based Urea plant with a capacity of 3.79 lakh MT, at its integrated manufacturing facility at Kota.





4 ▶ Value Added Business

Fenesta Building Systems manufactures windows, doors & facade systems under the brand "Fenesta". Fenesta offers complete solutions in uPVC & Aluminium windows, WPC & engineered wood doors and Façade systems starting from Design, Fabrication to Installation at the customer's site. As a part of its marketing initiatives, the business has set up Fenesta branded showrooms in multiple cities across India.



5 ▶ Other Businesses

i. Cement:

The Company's Cement business is located at its Kota plant with a manufacturing capacity of 4 lakh MT. The cement business leverages the waste generated from the Calcium Carbide production process to produce cement.

ii. PVC compounding

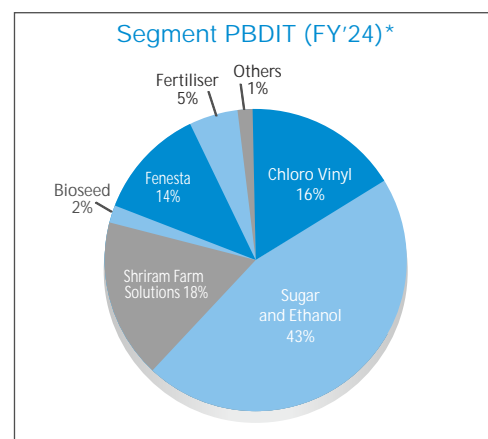
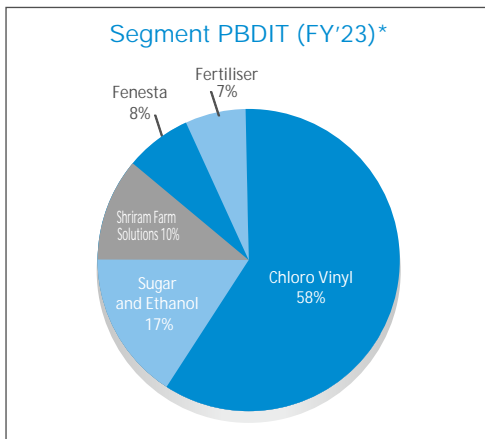
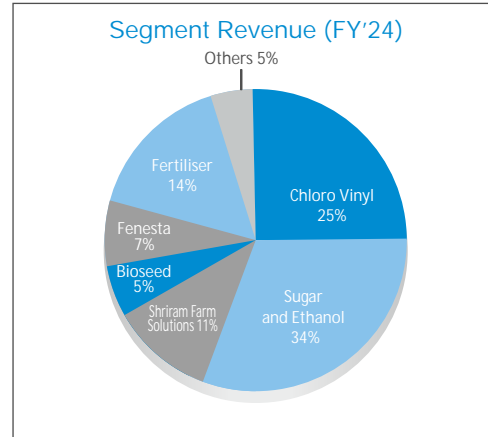
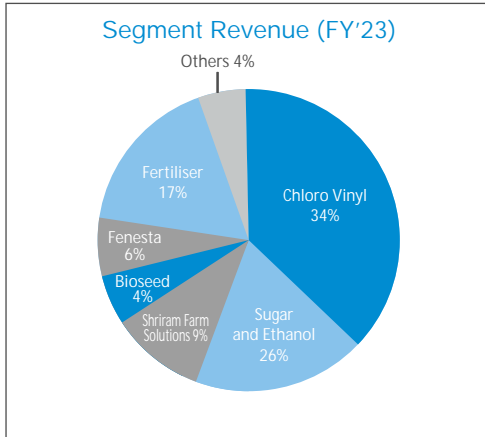
This business through its 100% subsidiary (Shriram Polytech Ltd.) is located at its Kota manufacturing complex with a PVC compounding capacity of 21050 MT

iii. Hariyali Kisaan Bazaar

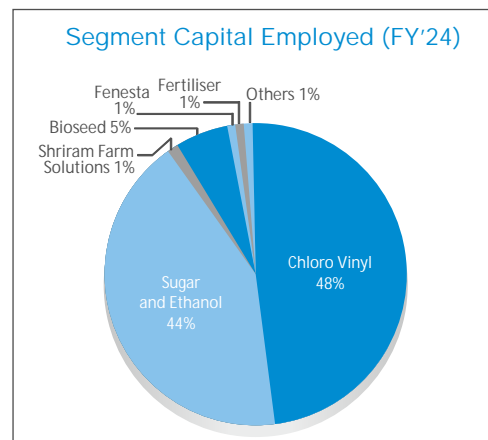
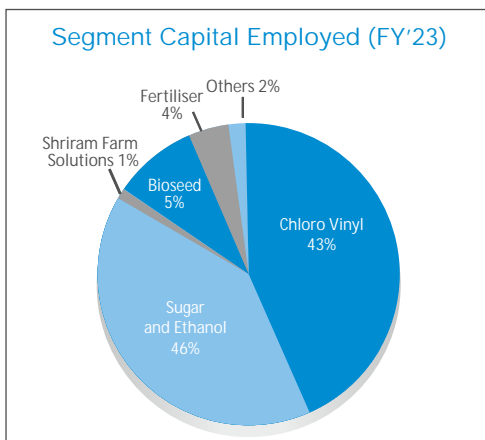
The Company had discontinued the retail operations few years back except for sale of fuel, which is also in the process of being rationalized.



# Business Mix



\*Excluding Segments having negative PBDIT





# Financial Highlights

(Rs. Crores)

Financial Highlights	2015	2016	2017	2018	2019	2020	2021	2022	2023	2024
Net Revenue										
- Revenue from sale of products*	5606.3	5734.2	5757.7	6858.1	7743.3	7689.3	8273.9	9573.1	11479.3	10865.1
- Other Operating Income	32.9	46.3	30.8	42.4	27.8	77.8	34.3	54.4	67.7	57.4
Net Revenue from operations	5639.2	5780.5	5788.5	6900.5	7771.1	7767.1	8308.2	9627.4	11547.0	10922.5
PBDIT	450.3	545.6	817.9	1091.0	1456.3	1249.9	1244.3	1888.3	1726.1	1089.2
Finance Cost	111.8	85.4	71.4	83.0	118.9	163.8	122.0	85.4	52.8	87.6
PBDT	338.6	460.2	746.4	1008.0	1337.4	1131.0	1122.3	1802.9	1673.3	1001.6
Depreciation and Amortisation	110.2	98.0	113.7	140.7	157.2	219.0	233.1	238.0	260.2	302.9
PBT	228.4	362.3	632.7	867.3	1180.2	912.0	889.2	1565.0	1413.1	698.7
Exceptional Items	-	-	-	-	-	(14.8)	-	-	-	-
Profit After Tax (PAT)	210.8	301.8	551.7	669.6	905.5	716.7	673.3	1067.4	910.8	447.1
Cash Profit**	318.8	397.0	705.6	864.5	1091.8	1025.4	955.7	1527.0	1416.2	803.9
Share Capital - Equity	32.6	32.6	32.6	32.6	31.4	31.4	31.4	31.4	31.4	31.4
Net Worth	1858.5	2093.1	2529.8	2987.0	3482.1	4010.1	4607.5	5467.7	6147.3	6476.3
Long Term Loans	421.0	337.2	565.6	621.5	1072.2	1078.9	1176.4	1065.2	1310.0	1552.9
Short Term Loans	338.9	727.1	508.3	134.1	537.9	1071.4	275.2	443.7	323.0	529.7
Total Loans (Gross)	759.8	1064.3	1073.9	755.6	1610.1	2150.2	1451.7	1508.8	1633.0	2082.6
Total Loans (Net)	666.8	1040.3	874.3	621.4	1227.7	1606.8	135.0	4.2	680.9	1434.2
Total Assets	4416.7	5007.1	5573.9	5651.7	7136.4	8135.4	7790.7	9370.9	10721.9	11549.1
<b>Earnings per share (Rs.) ***</b>	13.0	18.6	34.0	41.2	57.1	46.0	43.2	68.5	58.4	28.7
<b>Dividend per share (Rs.)***</b>	2.2	3.2	5.8	8.2	9.8	8.2	9.3	14.7	14.0	6.6

Ratios	2015	2016	2017	2018	2019	2020	2021	2022	2023	2024
Return on Net Worth (%)	11.9	15.3	23.9	24.3	28.0	19.1	15.6	21.2	15.7	7.1
PBDIT to Net Revenue (%)	8.0	9.4	14.1	15.8	18.7	16.7	15.0	19.6	14.9	10.0
PAT to Net Revenue (%)	3.7	5.2	9.5	9.7	11.7	9.2	8.1	11.1	7.9	4.1
Total Loans (Net) / PBDIT	1.5	1.9	1.1	0.6	0.8	1.3	0.1	0.0	0.4	1.3
Total Loans (Net) / Net Worth	0.4	0.5	0.3	0.2	0.4	0.4	0.0	0.0	0.1	0.2

- Figures are based on consolidated financials.
- From April 1, 2016, the Company adopted Indian Accounting Standards ('Ind AS') notified by the Ministry of Corporate Affairs. Hence, the financials from FY 2016 onwards are in accordance with IND AS
- \* Revenue from sale of products is net of excise duty and GST
- \*\* Cash profit are before exceptional items
- \*\*\* On face value of Rs. 2 per share

# OUR VISION

**VIBRANT GROWTH WITH TRUST, ENERGISED EMPLOYEES  
& DELIGHTED CUSTOMERS**

## OUR VALUES

**I** **NTEGRITY**  
*Uphold ethical standards. Be socially responsible. Deliver on promises.*

**A** **GILITY**  
*Act with speed. Adapt continuously. Deliver results.*

**C** **USTOMER-CENTRICITY**  
*Listen to customers. Build long-lasting relationships.*

**T** **EAM WORK**  
*Foster collaborative working. Promote meritocracy. Practice empathy & humility.*

**O** **PENNESS**  
*Encourage diverse views. Build external orientation.*

**N** **EWNESS**  
*Be Innovative. Be Creative.*



## Brief Profile of the Board of Directors of the Company

**Mr. Ajay S. Shriram**, Chairman & Senior Managing Director (DIN: 00027137), is a Director of the Company since 24.07.1989. He is the Chairman of Corporate Social Responsibility Committee & Board Finance Committee, and a Member of Nomination, Remuneration & Compensation Committee and Stakeholders Relationship Committee of the Company. He graduated in Commerce from Sydenham College, University of Mumbai and later attended the Programme for Management Development at the Harvard Business School, U.S.A. He has been conferred with Degree of Doctor of Letters (Honoris Causa) by BML Munjal University, Gurugram (Haryana). He is the Chairman of the Governing Body of Shri Ram College of Commerce (SRCC) and Chairman of the Board of Governors of Indian Institute of Management (IIM), Sirmour (H.P.). He is a member of the Board of CSEP (Centre for Social and Economic Progress) and Member of Advisory Board of ISDM (Indian School of Development Management). He is a Member of India-Japan Business Leaders' Forum (JBLF), DPIIT, Ministry of Commerce and Industry. He is a Member of Uttar Pradesh State Investment Promotion Board. He was a Member of the Board of Governors of Indian Institute of Corporate Affairs (IICA). He has been the President of Confederation of Indian Industry (CII) (2014-15) and the President & Chairman of International Fertilizer Industry Association (IFA), Paris (2009-11), and other Associations.

**Mr. Vikram S. Shriram**, Vice Chairman & Managing Director (DIN: 00027187), is a Director of the Company since 22.05.1990. He is the Member of Corporate Social Responsibility Committee, Stakeholders Relationship Committee and Board Finance Committee of the Company. He graduated in Commerce with Honours from St. Xavier's College, Kolkata and is a Fellow Member of The Institute of Chartered Accountants of India.

**Mr. Ajit S. Shriram**, Joint Managing Director (DIN: 00027918), is a Director of the Company since 02.05.2001. He is the Member of Corporate Social Responsibility Committee, Stakeholders Relationship Committee and Board Finance Committee of the Company. He joined the Company in 1991 as an Executive after graduating in Commerce from Osmania University, Hyderabad. He did his MBA from The International Institute for Management Development (IMD), Lausanne, Switzerland. He has done the Owner/President Management Program (OPM) from Harvard Business School (HBS), USA. He is a past President of the Indian Sugar Mills Association (ISMA) and past Chairman of Indian Sugar Exim Corporation (ISEC).

**Mr. Aditya A. Shriram**, Deputy Managing Director (DIN: 10157483), is a Director of the Company since 02.07.2023. He has a degree in Industrial Engineering from Cornell University and an MBA from the London Business School. He is the Vice President of the Alkali Manufacturers Association of India. He is also part of the Executive Committee of ICC (Indian Chemical Council) and Northern Regional Council of the Confederation of Indian Industry.

He has worked in various businesses within the group including Chemicals, Shriram Farm Solutions and Cement and has functional expertise in areas of Strategy, Operations, Procurement, General management and Business development. Heading the Chemicals vertical, he has led significant investments and has guided the business into new growth areas such as value added products and advanced materials.

**Mr. Pradeep Dinodia**, is a Non-Executive Independent Director (DIN: 00027995) of the Company. He has been on the Board of the Company since 18.07.1994. He is the Chairman of Stakeholders Relationship Committee, Audit Committee and Nomination, Remuneration & Compensation Committee of the Company. He graduated in Economics with Honours from St. Stephens College, Delhi University and obtained his Law Degree from the same University. He is a Fellow Member of The Institute of Chartered Accountants of India and Chairman and Managing Partner in the Delhi-based Chartered Accountancy firm M/s. S.R. Dinodia & Co. LLP. He is Non-Executive Director and Chairman of Shriram Pistons & Rings Limited. He is a Non-Executive Director of Hero MotoCorp Limited. He is a Non-Executive Independent Director in Hero FinCorp Limited. He is the Chairman of Risk Management Committee and Corporate Social Responsibility Committee of Shriram Pistons & Rings Limited. He is the Chairman of Audit Committee, Risk Management Committee, Nomination and Remuneration Committee, Stakeholders Relationship Committee of Hero FinCorp Limited. He is the Chairman of Stakeholders Relationship Committee and Risk Management Committee of Hero MotoCorp Limited. He has co-authored a book "Transfer Pricing Demystified".

**Mr. Sunil Kant Munjal**, is a Non-Executive Independent Director (DIN: 00003902) of the Company. He has been on the Board of the Company since 13.05.2003. He is also a member of the Audit Committee, Corporate Social Responsibility Committee and the Nomination, Remuneration & Compensation Committee. Mr. Munjal is the Chairman of Hero Enterprise, which manages businesses such as insurance broking, steelmaking and real estate, plus an Investment Office which has a presence in multiple verticals. He has set up the Serendipity Arts Foundation which aims to revive patronage in the arts and has chaired the board that runs the Doon School. He sits on the boards of IIM Ahmedabad (IIMA), ISB and SRCC. He has co-founded BML Munjal University (BMU) and is President of the Dayanand Medical College and Hospital, Ludhiana. He is a former president of the Confederation of Indian Industry (CII) and the All India Management Association (AIMA) and is a trustee at the Carnegie Endowment for International Peace (US). He is also on member of the President's Council at the University of Tokyo. He was previously on the

Prime Minister's Council (Dr. Manmohan Singh) on Trade & Industry and has worked on policy-making committees for the Government of India including the banking and financial sector reforms (Narasimham Committee), indirect tax reform including introducing GST (Kelkar Committee), the Reserve Bank of India Committee for bank board responsibilities, etc.

Mr. Munjal was one of India Today's "Faces of the Millennium" for business. He also won the Jehangir Ghandy Medal for Social and Industrial Peace, the Udyog Rattan Award for his role in Punjab's industrial development, and the GlobScot Award from the Scottish Government for being a prominent employer in Scotland. He has also chronicled the saga of the Munjal brothers in a book- The Making of Hero, which won the Business Book of the Year 2020 Award at Tata Literature Live! Festival.

---

**Mr. Vimal Bhandari**, is a Non-Executive Independent Director (DIN: 00001318) of the Company and is on the Board of the Company since 13.05.2003. He is a Member of Nomination, Remuneration & Compensation Committee and Risk Management Committee of the Company. He graduated in Commerce from Sydenham College, University of Mumbai and is a Member of The Institute of Chartered Accountants of India. He has rich experience of more than 35 years. He is the Executive Vice Chairman and CEO of Arka Fincap Limited. He is also the Chairman of the Board of HDFC Trustee Company Limited. He is also a member of various committees of the Boards on which he sits as a director.

---

**Ms. Ramni Nirula** is a Non-Executive Independent Director (DIN: 00015330) of the Company. She is on the Board of the Company since 03.02.2015. She is a Member of the Audit Committee of the Company. She retired as Sr. General Manager of ICICI Bank Ltd. Beginning her career with erstwhile ICICI Ltd. in 1976 in project appraisal division, she has held various leadership positions since then. She was a part of the top management team instrumental in transforming ICICI Bank from a term lending institution into technology led diversified financial services group with a strong presence in India's retail financial services market. Ms. Nirula also held key position as Managing Director & CEO of ICICI Securities Limited, the Investment Banking arm of ICICI Bank Limited. She also headed the Corporate Banking Group for ICICI Bank. In addition, she was also responsible for setting up the Government Banking/Corporate Agri Group based out of New Delhi within the bank. She has more than 40 years of experience in the financial services sector.

---

**Mr. Pravesh Sharma**, is a Non-Executive Independent Director (DIN: 02252345) of the Company, who joined the Board on 09.08.2016. He is a Member of Corporate Social Responsibility and Audit Committees of the Company. He is a former IAS officer, with over 34 years of experience in the areas of food security, agriculture, rural finance, rural development and natural resources management. Since taking voluntary retirement from the IAS, he has promoted two start-ups, which work towards building sustainable and inclusive agri value chains.

---

**Justice (Retd.) Vikramajit Sen** is a Non-Executive Independent Director (DIN: 00866743) of the Company. He is on the Board of the Company since 09.08.2016. He is a Member of the Corporate Social Responsibility Committee of the Company. He is a retired Judge of the Supreme Court of India. He graduated in History with Honours from St. Stephen's College. He attained First Division in LL.B. from Faculty of Law, Delhi University. He has a rich experience of 40 years.

---

**Mr. Rabinarayan Mishra**, Nominee Director of LIC, (DIN 10377015) is a Director of the Company since 01.11.2023. He is a Post Graduate in Physics and a Bachelor of Law. He is also a Fellow of Insurance Institute of India. He also holds Diplomas in Health Insurance, Underwriting and Compliance, Governance & Risk Management in Insurance. In his career span of over 35 years, he has successfully handled various assignments in fields like Marketing, Finance, Underwriting, Servicing, Estates, Management, Corporate Governance, Corporate Planning and Strategy across various regions of India. He retired as Executive Director from LIC of India.

---

**Mr. K.K. Sharma**, Whole Time Director (EHS) (DIN: 07951296), is a Director of the Company since 20.11.2017. He is the Chairman of Risk Management Committee of the Company. He is a 1st rank holder and Gold medalist in Chemical Technology from UDCT [now Institute of Chemical Technology (ICT), Mumbai]. He also possesses Diploma in Safety from Regional Labor Institute, Kanpur and also NEBOSH IGC in Occupational Health & Safety with distinction. He has also undergone GRI certified training on Sustainability Reporting Standards and is a CII Certified Sustainability Assessor. He is also a Certified Corporate Director by Institute of Directors (IOD). He started his career with Gharda Chemicals as Trainee Engineer in manufacturing and worked with Ranbaxy, Jubilant and Syngenta. He is a member of the CII's National Committee on Environment, IBBI Advisory group and other committees. He has more than 34 years of experience in Agrochemicals and Pharmaceutical companies in manufacturing, EHS (Environment, Health and Safety) and Sustainability.



## Senior Executive Team

The Company is organized into strategic business units managed by professional managers. The DCM Shriram management team has a strong, credible image in the industry. The key members of the DCM Shriram Group Executive Team are listed below:

[Mr. Ajay S. Shriram](#)

Chairman & Senior Managing Director

[Mr. Vikram S. Shriram](#)

Vice Chairman & Managing Director

[Mr. Ajit S. Shriram](#)

Joint Managing Director

[Mr. Aditya A. Shriram](#)

Deputy Managing Director

[Mr. K.K. Kaul](#)

Advisor

[Mr. Roshan Lal Tamak](#)

Executive Director & CEO – Sugar Business

[Dr. Paresh Verma](#)

Executive Director & Research Director - BRI

[Mr. K.K. Sharma](#)

Whole Time Director - EHS

[Mr. Vinoo Mehta](#)

Executive Director & Resident Head- Kota

[Mr. Sanjay Chhabra](#)

Executive Director & Business Head- Shriram Farm Solutions

[Mr. Saket Jain](#)

Executive Director and Business Head-Fenesta Building Systems

[Mr. Sreekanth Chundi](#)

Executive Director & Business Head - Shriram Bioseed Genetics

[Mr. Sabaleel Nandy](#)

Executive Director & CEO - Chemicals Business

[Mr. Amit Agarwal](#)

Executive Director & Group Chief Financial Officer

[Mr. Sandeep Girotra](#)

Executive Director & Group Chief Human Resource Officer

[Mr. Ankush Kaura](#)

Executive Director & Chief Information Officer

[Mr. B.M. Patel](#)

President & Chief Operating Officer - Chemicals Business

[Mr. Sridhar Namburi](#)

President & Head- Internal Audit

[Mr. Sanyog Jain](#)

Sr Vice President - Accounts & Finance & Dy. CFO

[Mr. Anand A. Shriram](#)

Sr Vice President - Shriram Farm Solutions

[Mr. Devdatta Sirdeshpande](#)

Country Head- Bioseed Philippines

[Mr. Manish Prasad Mishra](#)

Vice President & Business Head - Shriram PolyTech

[Ms. Aman Pannu](#)

Vice President - Corporate Communications & CSR

President- DCM Shriram Foundation

[Mr. Bineet Khurana](#)

Vice President & Head - Legal

[Mr. Pranav V. Shriram](#)

Chief Digital Officer - Fenesta Building Systems

[Mr. Varun A. Shriram](#)

Chief Strategy Officer - Sugar Business

# Management Discussion and Analysis

## Performance Review

Global Economic environment continues to be challenging given the geo-political risks led by Russia-Ukraine and Middle-east conflicts and climate changes. This has resulted in imbalance in Supply chain, inflationary pressures, high interest rate environment impacting growth and demand. Though India continued to be in sweet spot, Chemical Industry has been adversely affected. In the current financial year, the company witnessed a decline in financial performance, primarily led by drop in product prices of Chloro Vinyl segment. Segments such as Sugar including Ethanol, Fenesta building systems and Shriram farm solutions, performed well and witnessed growth.

Our balance sheet strength and stable operating cash flows enable us to invest in continuous growth as well as manage business uncertainties. Our diversified business portfolio has helped us to maintain reasonable returns in spite of Chemical industry in down cycle. Our investment projects in Chemical and Sugar businesses are under implementation and will be completed in next financial year. These will add to our operating and financial strengths going forward.

Total Revenue from operations (excluding excise duty) stood at Rs. 10922 crore vs Rs. 11547 crore last year.

- Chloro-Vinyl: Overall revenue for Chloro-Vinyl was 31% lower at Rs. 2711 crore. Chemicals revenue was lower by 33% at Rs. 2119 crore vs Rs. 3184 crore & Vinyl revenue was lower by 23% at Rs. 593 crore Vs Rs 769 Crore due to decline in product prices.
- Sugar and Ethanol business revenue (excluding excise duty) increased by 24% to Rs. 3698 crore vs. Rs. 2994 crore in FY 23. The increase was attributable mainly to higher volumes and better prices across all products.
- Fenesta building systems business is our B2C business wherein, revenues were higher by 18% to Rs. 824 crore led by higher volumes and prices.
- Agri Input businesses – Shriram Farm Solutions is a B2B2C business. Its revenue was higher by ~15% led by better realisations and higher volumes in seeds and crop care verticals. Fertilizer business revenue was lower by ~24% due to lower gas prices which is a pass through. Revenue for Bioseed business was higher by ~14% driven lower by volumes and realisation. Overall, Agri inputs business revenues were lower by 7% at Rs. 3256 crore.

Profit before depreciation, interest and tax (PBDIT) decreased by ~37% to Rs. 1089 crore vs Rs. 1726 crore last year:

- Chemicals business PBDIT stood at Rs. 187 crore, a decrease of ~81% from last year, attributing to sharp decline in product prices compared to decrease in input costs led by energy prices.
- Vinyl business PBDIT stood at Rs. 13 crore, a decrease of ~84% from last year, primarily due to product prices, partially compensated by lower input costs led by energy and carbon material prices
- Sugar and Ethanol business PBDIT stood at Rs. 528 crore, an increase of ~64% from last year led by better margins in sugar and higher volumes for all products, despite regulatory challenges.
- Fenesta building systems business PBDIT was higher at Rs. 171 crore vs. Rs. 143 crore last year led by higher volumes and better margins

- Agri Input businesses performance has been better than last year though this gain was compensated by the fertiliser arrears received in FY'23. Shriram Farm Solutions PBDIT improved to Rs. 225 crore vs Rs. 186 crore last year led by higher volumes and better product prices. Bioseed Business witnessed a significant improvement in earnings and turned positive in current year, led by the India business. PBDIT at Rs 28 crore led by higher volumes. Fertiliser Business PBDIT was lower at Rs. 66 crore vs. Rs. 141 crore last year mainly due to decrease in energy norms and lower gas prices, last year also had one time gain.
- Cement business PBDIT increased by Rs. 43 crore led by lower energy prices.

Overall Consolidated PBDIT margins declined to 10.0% from 14.9% last year

PAT stood at Rs. 447 crore, down 51% from Rs. 911 crore in FY 23.

- Finance Costs – Increased by 66% to Rs 88 crore led by Capital expenditure.
- Tax out go was Rs. 189 crore.
- EPS for the year at Rs 28.7 versus Rs 58.4 in FY 23.

Net Debt as on March 31, 2024 stood at Rs. 1434 crore vs. Rs. 681 crore last year due to debt raised for ongoing capital expenditure in Chemicals business.

Capital Expenditure: In line with our strategic direction of strengthening our businesses through scale, integration and cost efficiency, we are implementing various growth projects. The progress of Chemicals and Sugar projects is as below:

Projects under implementation

- 850 TPD caustic soda plant expected to be commissioned by Q1 FY'25.
- 600 TPD Caustic soda Flaker in Q2 FY'25.
- 56100 TPA Hydrogen Peroxide facility expected to be completed by Q1/Q2 FY'25
- 52000 TPA Epichlorohydrine (ECH) facility with Glycerin purification facility is expected to be completed by Q1/Q2 FY'25
- 120 MW coal based new power plant is underway and is expected to be commissioned in June / July'24.
- Anhydrous Sodium Sulphate System (AnSS) is expected to be completed by Q2 FY'25
- 12 TPD Integrated Compressed Biogas Project at Ajbapur Sugar complex is expected to be completed by Q4 FY'25
- 2100 TCD expansion at Loni complex is expected to be completed by Q3 FY'25

The Company commissioned following projects in FY '24 at an investment of ~ Rs. 182 crores:

- 44 MW (Peak) Renewable (Solar+wind) power via SPV route (group captive) is commissioned
- 4600 TPA Manufacture of Sulphate of Potash (in a 100% subsidiary) plant at Hariawan Sugar complex
- Extrusion plant expansion at Kota and Façade fabrication plant at Hyderabad
- Water Soluble Fertiliser and Bio products plant (in a 100% subsidiary) at Kota.

We believe these steps will significantly strengthen our businesses.

#### Key Financial Ratios Standalone

Ratios	Mar'24	Mar'23	Remarks
Operating Profit Margin (%)	9.0%	14.2%	Lower profits led by lower product prices of Chloro Vinyl products
Net profit Margin (%)	4.0%	8.6%	Lower net profits led by lower operating profits
Interest Coverage Ratio	13.1	61.0	Due to higher finance cost on account of higher debts and lower PBDIT in FY'24
Current Ratio	1.6	1.8	
Net Debt Equity Ratio	0.23	0.12	Due to higher net debt
Inventory Turnover	5.5	6.2	Led by higher sugar inventory
Debtors Turnover	18.2	12.1	Lower average receivables due to lower FICC dues
Return on Net Worth (%)	6.6%	16.3%	Decline due to lower profits

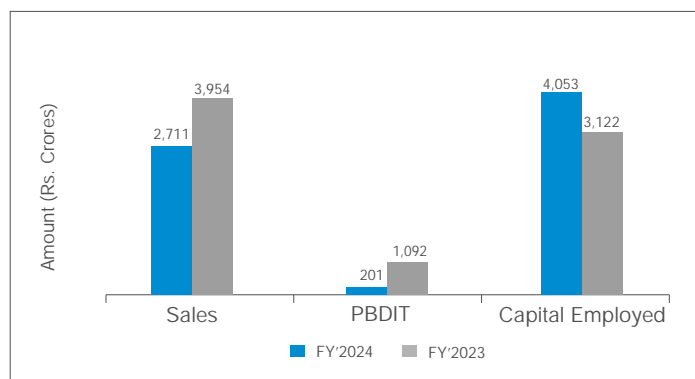
\*Operating profit and Net profit margins are calculated on Net revenue from operations (excluding excise duty).

### BUSINESS-WISE PERFORMANCE REVIEW AND OUTLOOK

#### CHLORO-VINYL

The Chloro -Vinyl business is highly integrated and energy intensive –supported by 225 MW of thermal power plants and 44 MW (peak) renewable energy. The business comprises Chlor-Alkali products- Caustic soda lye and Flakes, Chlorine and associated chemicals including Hydrochloric acid, Aluminium chloride, Stable Bleaching powder, Hydrogen and Sodium Hypochlorite. In the Vinyl segment – it includes PVC resins and Calcium Carbide. Additional revenue streams of Epichlorohydrin (ECH) and Hydrogen Peroxide are being added.

The Revenue, PBDIT and Capital employed for the business for FY'24 is as follows:



Chloro-vinyl segment's revenue stood at Rs 2711 vs Rs. 3,954 crores in FY23 and PBDIT at Rs. 201, a drop of 82%. The decrease is primarily led by sharp reduction in product prices, though lower input costs have mitigated some impact on the margins.

Chlor Alkali business produces core chemicals viz. Caustic Soda, Chlorine, Hydrogen, Hydrochloric acid, Aluminium Chloride and Stable Bleaching Powder - widely used in manufacturing processes of other industries. Chlorine and hydrogen are the co-products.

Major consuming sectors of caustic soda industry are Alumina, Textiles, Pulp & Paper, Soap & detergents, Pharmaceuticals etc. and chlorine is used in Chemicals and Petrochemicals (PVC, CMS, CPW), Agro-chemicals and Water treatment segments.

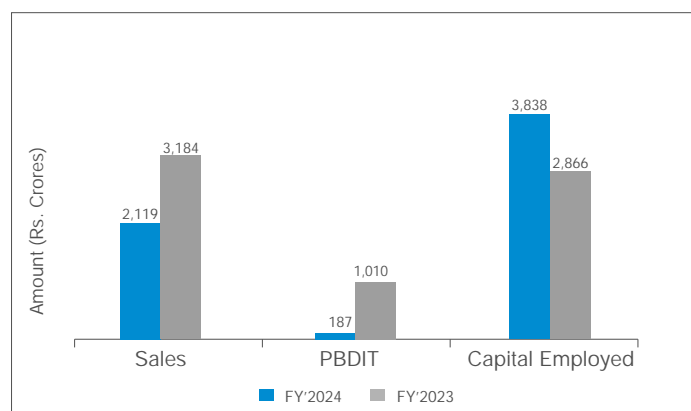
The Chlor Alkali industry in India has 23 manufacturers with a combined installed capacity of ~5.6 million metric tons per annum (~5.5% share of global installed capacity). The top 4 players account for ~55% of the total installed capacity. The domestic demand of caustic soda in the last 10 years has increased at a ~5% CAGR and expected to grow in the same range. Domestic Industry has witnessed significant capacity additions over last couple of years and more is being added, this has put pressure on product prices. Global prices are also lower given the pressure on demand.

The company has two manufacturing sites located at Bharuch (Gujarat) and Kota (Rajasthan) utilizing coal, biomass and renewable energy for captive power generation. DCM Shriram is the second largest Chlor-alkali manufacturer in the domestic market and our Bharuch facility is the largest single location Chlor-alkali manufacturing unit in India.

The caustic soda production capacity at Bharuch is 1375 TPD that is further being expanded by 850 TPD, while at Kota, it stands at 524 TPD. Furthermore, we are diversifying our revenue streams by adding Epichlorohydrin (ECH) and Hydrogen Peroxide (H2O2) in our product portfolio. Further the Board has given in-principle approval for getting into Epoxy Business.

The Revenue, PBDIT and Capital Employed for this business for FY'24 are as follows:

Chlor- alkali revenue stood at Rs. 2,119 crores, a decline of 33% Y-o-Y. ECU



Year	Sales (MT)	Realizations (Rs./MT)
FY 24	5,80,270	26,928
FY 23	5,96,769	43,629
% Change	-2.8	-38.3

prices were lower by 38% year-on-year in line with decline in global prices and surplus domestic capacity as the key reason for decline in PBDIT that stood at Rs 187 crore vs. Rs. 1,010 crore in FY23. Manufacturing costs have declined but has not kept pace with decline in product prices.

Our strategy: Company's strategy is to keep investing to increase scale, drive cost efficiencies and diversification of revenue streams to enable the growth and add value to the business in a sustainable manner. We have been consistently matching the capacity augmentation with downstream integration, greener and efficient source of energy and operation excellence. Use of green energy is helping us in our endeavour towards sustainability. The business is reinforcing its digital framework to improve efficiency of its operations.

Further, we are in the process of commissioning of 120 MW power plant at Bharuch site that is more efficient and will drive cost savings. Along with this ECH and H2O2 will drive forward integration of chlorine and hydrogen. The company has also decided to enter into advanced material business including Epoxy which will give us the flexibility to capture profit pools in the value chain.

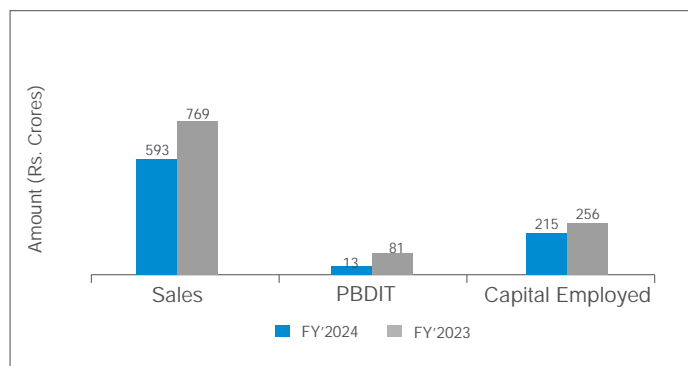
Vinyl business is involved in the manufacturing of PVC Resins and Calcium carbide. The business is an integral part of the Chloro-Vinyl manufacturing facility at Kota (Rajasthan). DCM Shriram Ltd. is the only organised player in the with country which manufactures PVC Resin through the Calcium Carbide route as against the Ethylene route which is being followed by most of the countries worldwide with an exception of China. The Calcium Carbide manufactured by the company is partly sold as merchant Carbide, while a large part is captively consumed for the manufacture of PVC Resins.

PVC Resin is the third largest plastic in production and consumption in the world. It is a widely used raw material for fabrication of a wide variety of products like pipes and fittings, construction of modern houses and other applications such as profiles and tubes, windows and doors, sidings, wires and cables, flooring, roofing, films, toys and medical applications/devices. Calcium Carbide, on the other hand, is used in the production of dissolved acetylene gas and de-sulphurizing compound besides production of PVC resins.

PVC demand in India is ~ 4 MMT as against an installed capacity of 1.5 MMT/ annum. Hence India remains the top import destination for PVC globally. PVC demand in India continues to be healthy at 6% supported by growth in downstream industries and expected to continue so in next decade.

#### Business Performance

The Revenue, PBDIT and Capital employed for PVC business in FY'24 is as follows:



Year	PVC Resins		Carbide	
	Sales (MT)	Realizations (Rs./MT)	Sales (MT)	Realizations (Rs./MT)
FY 24	55,579	76,476	21,636	65,777
FY 23	55,980	97,688	22,366	85,291
% Change	-0.7	-21.7	-3.3	-22.9

Revenue was lower by ~ 23% y-o-y, while PBDIT decreased by ~ 84% y-o-y. Revenue and PBDIT was lower primarily on account of lower realizations for both PVC resin as well as Calcium Carbide, however PBDIT is partially mitigated by lower input costs led by energy and carbon material.

Our Strategy: The business has partial swing capability between PVC Resin or Calcium Carbide depending upon the margins of these products. The company is focused on maximizing margins by implementing cost reduction initiatives, drive process efficiency and sustainability.

#### Sugar and Ethanol

India is the second largest producer and largest consumer of sugar in the world. Indian Sugar Industry is highly fragmented with private sector, Government undertakings, Co-operatives, and unorganized players. Unorganized players are mainly involved in production of Gur and Khandsari, the less refined form of sugar. The crushing period varies from region to region beginning in October/ November and goes on till April/ May in all states except in southern states like Tamil Nadu, Andhra Pradesh where it continues till July/ August. In domestic context, sugar is the second largest Agro based industry supporting over 50 million farmers along with indirect employment to rural population. It is estimated that about 7.5% of the rural population in India is involved with the sugar industry.

There have been no significant investments in global sugar capacities over the last few years and the variations in sugar production have been largely attributable to the Sugarcane production and the flexibility in Brazil between sugar and ethanol production. World sugar balance sheet is expected to remain in marginal surplus. Also, Brazil Sugar vs Ethanol mix is skewed towards maximizing sugar production; expected mix 48.9% in SS 2023-24 vs 46% last season. Mills in Brazil are focusing on maximising sugar output because of a 3-4 c/lb sugar premium over ethanol.

India is structurally a sugar surplus nation. Sugar production in the current sugar season is expected at 32 mmt after considering diversion of 2 mmt to

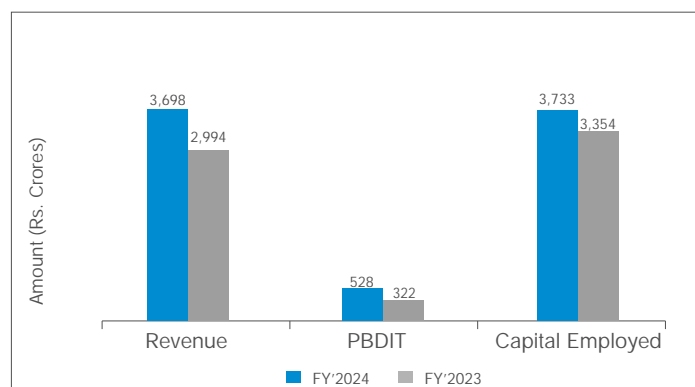


ethanol. The consumption is expected at 28.5 mmt and therefore sugar stocks are expected to end at a 4-year high ~ 8.9 mmt. This year the Government had contained sugar diversion to ethanol to 2 MMT and restricted sugar exports in anticipation of much lower production.

Government of India continues to be aggressive in the ethanol blending mandate and intends to achieve the target of 20% blend by 2025. For the current Ethanol season the blending rate is expected to be lower than the target of ~15%. In the current season feedstock for ethanol has been a challenge given the restriction on B Heavy Ethanol and surplus rice. Given the challenges, the government is promoting Maize as feedstock.

DCM Shriram is a major player in the domestic sugar industry based out of the State of Uttar Pradesh. The company has four integrated sugar complexes located in central U.P. at Ajbapur (13,500 TCD), Hariawan (13,000 TCD), Loni (8,000 TCD) and Rupapur (6,500 TCD) with a total crushing capacity of 41,000 TCD (with refined capacity of 26500 TCD) supported by power cogeneration capacity of 152 MW of which 93 MW of power can be exported. These four units are fully integrated with three distilleries – two on final molasses feedstock located at Ajbapur (120 KLD) & Hariawan (190 KLD) and one on multi-feedstock at Ajbapur (250 KLD) with power cogeneration capacity of 14 MW, of which 1.5 MW is exportable and a country liquor bottling line of 14000 cases per day. The company has commissioned one of its kind Potash fertiliser plant in its 100% subsidiary operating on distillery ash. This is a classic example of circular economy. Similarly the CBG project is under commissioning is based on by product of press mud which again is our effort towards sustainability and an improvisation of circular economy.

The Revenue (net of excise duty), PBDIT and Capital Employed for this business for FY'24 along are as follows:



Particulars	Sugar (Domestic)		Ethanol	
	Sales (Lac Qtl)	Realisation (Rs/QtI)	Sales (Lac Itr)	Realisation (Rs/QtI)
FY'24	59.6	3802	1624.2	57.5
FY'23	49.1	3554	1187.4	56.7
% Change	21.4	7.0	36.8	1.4

#### Operational Data (Financial Year Basis)

FY	Cane Crushed (lac. qt)	Recovery Rate %	Sugar Produced (lac. qt)
FY'24	647.2	10.7	69.4
FY'23	581.4	9.7	54.7

The increase in PBDIT is mainly due to higher volumes and better margins in all verticals.

Our Strategy: Sugar business has over the last couple of years, built a fully integrated sugar complex having a capability of capturing full downstream value for all its four sugar factories. Now our key focus areas are:

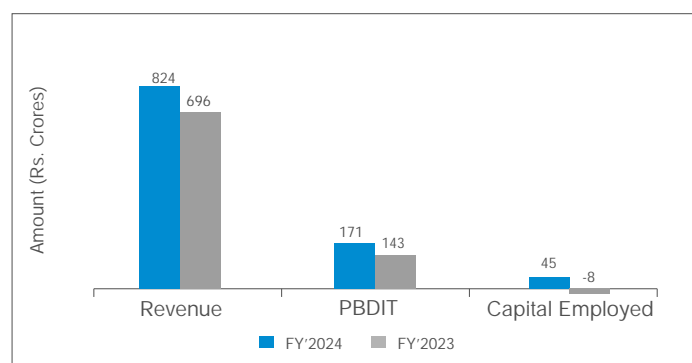
1. Focus on improving productivity and quality of sugarcane through dedicated cane development efforts, thereby benefiting both farmers in terms of higher yields and mills in terms of better recoveries & volumes
2. Focus on sweating existing assets and drive operational efficiencies across all business lines
3. Further evaluate options of value addition on by-products
4. Improve digital utilisation across its activities in the farm as well as operations

#### FENESTA BUILDING SYSTEMS

Fenesta building systems is India's largest and most preferred Windows & Doors brand. Fenesta building systems provides complete solutions in terms of design, manufacture, fabrication, installation and service of precision-engineered, made-to-order windows, door systems. Also, Fenesta building systems has entered into a new vertical of building materials by launching Façades in FY' 24. It provides solutions for uPVC, System Aluminium windows, WPC & Engineered wooden Doors and Glass Façades. We continued to dominate the market in spite of increasing competition is led by our quality of product & services.

The Business is investing to enhance capacities to serve its customers better. It has expanded its extrusion capacity during the year along with commissioning of Façade fabrication unit. It has a wide channel network of 342 dealers.

The Revenue, PBDIT and Capital employed for this business for FY'24 is as follows:



Year	Sales / Windows	Realizations (Rs./Windows)
FY 24	396197	20,553
FY 23	333221	20,637
% Change	18.9	-0.4

Revenue for the business was higher led by volumes both in Retail & Project segments. PBDIT for the business improved to Rs. 171 crore vs Rs. 143 crore in FY'24 mainly due to higher volumes and better margins.

Our Strategy: Fenesta building systems continues to focus on enhancing product portfolio, customer experience, improved service, capacity expansion and channel expansion. Business is targeting to further improve channel productivity and sales effectiveness, which is expected to result in better conversion rates and increase in overall sales. It is reinforcing its digital infrastructure and has launched a new digital road map. This will help it to serve its customers better.

#### SHRIRAM FARM SOLUTIONS

The agricultural sector faces challenges due to climate change and extreme weather events, necessitating innovative solutions for farmers and sustain global food production. Shriram Farm Solutions (SFS) has strategically positioned itself to address these challenges through its focus on advanced agri-inputs, leveraging technology, research, and collaborations.

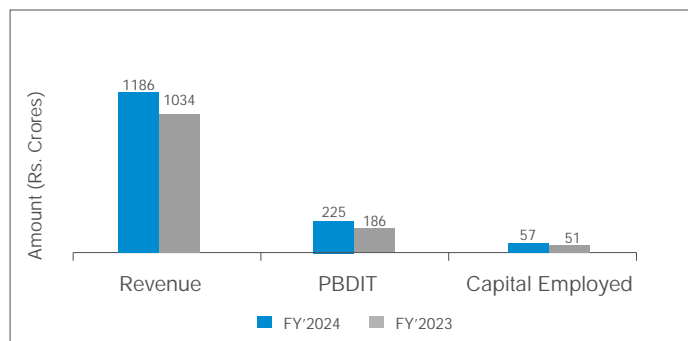
SFS demonstrated resilience in FY'24 despite erratic weather conditions, achieving a revenue growth of 15%. This growth was achieved despite subdued demand in Specialty Nutrition & Crop Protection verticals. Our Research Wheat Business is maintaining its leadership position with ~37% growth. The business launched 16 new products, including one developed in-house, received positive feedback from farmers.

Despite disruptions in the agri-input business environment, SFS improved its margins through its new generation product portfolio. The establishment of Shriram AgSmart Ltd, a subsidiary focused on manufacturing specialty nutrition products, underscores the company's commitment to innovation and growth. This Company started its commercial production during the financial year & taking all necessary actions to provide high quality products on sustainable basis. This new Company has also adopted green energy source in the form of Solar Power Plant for meeting its in-house power requirements.

SFS also remained at the forefront of technology adoption, leveraging digital platforms to reach farmers, enhance logistics automation, and improve cost efficiency. Initiatives such as digital mega crop shows and WhatsApp chat facilities have enhanced engagement with farmers, while expanding into high-potential South Indian markets to reinforce the company's growth strategy.

With a robust distribution network across India and reaching over 2 million farmers through 35,000 retailers, SFS leverages its strong brand equity built over five decades. The 'Shriram' brand symbolizes trust and quality, further strengthening its relationship with the farming community. During the year SFS business also led a massive brand campaign on selected TV channels to outreach Farmers community across India.

The Revenue & PBDIT for this business for FY'24 are as follows:



Revenue for FY'24 was ~15% higher at Rs. 1186 crore vs Rs. 1034 crore last year. Revenue growth was driven mainly by higher prices & volume of seed vertical. CCC vertical showed a stable performance and SPN showed a decline in revenue. PBDIT for FY'24 was higher by ~21% at Rs. 225 crore vs. Rs. 186 crore last year, led by higher margins due to better volumes and product prices.

Our Strategy: SFS's strategic focus on agility, technological innovation, market penetration and collaboration with research organizations positions it for sustainable growth in the medium to long term. By consistently delivering superior value and prioritizing sustainability, SFS aims to maintain its leadership in the farm solutions business while driving positive impact for larger agri community. The company remains committed to delivering superior value to stakeholders while ensuring sustainability and adherence to its values.

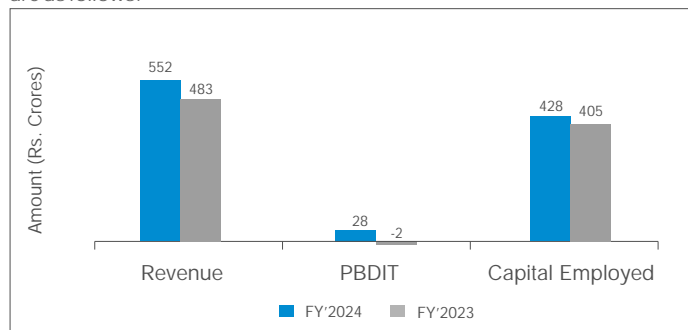
#### BIOSEED

Bioseed is a Research oriented organization and believes in serving the farmers by providing high quality hybrid and varietal seeds with desired traits. It is a business with end to end integration which involves research, production, processing and sales.

The key crops that we deal in India comprise of Corn, Paddy, Bt Cotton, Mustard, Vegetables among others. In Philippines we deal primarily in Corn and Paddy. Our distribution network is wide spread across regions and continues to grow.

We have our research tie-ups in Thailand along with our own in India & Philippines. We spend about 8-10% of our revenue on research activities. This has led to a healthy product pipeline. The product development is not only focused on providing high yielding hybrids, but also meeting other challenges, such as pest resistance, disease tolerance, salinity and drought tolerance.

The Revenue, PBDIT and Capital employed for this business for FY24 are as follows:



Bioseed Revenues in FY 24 stood at Rs. 552 crore vs. Rs. 483 crore last year.

Bioseed India's operations witnessed an increase in revenue to Rs. 429 crore from Rs. 351 crore last year, as a result of higher Corn, Cotton, Paddy and vegetable seed sales and better realisation. The Philippines revenue in FY'24 increased to Rs. 113 crore vs. Rs. 92 crore in the last year by higher volumes.

PBDIT for Indian operations turned positive primarily due to higher volumes, better realisation and lower provisions and write off with respect to seed inventory. PBDIT for Philippines operations also improved from last year due to increase in volumes.

Our Strategy: Research and development are the foundation of this business and we continue to invest in it. The business is strengthening as well as rationalising its product portfolio and intensifying marketing efforts to enhance trust and create a demand pull by organizing the field activities especially on newly launched hybrids in all the major crops. The trade channel is also being strengthened.

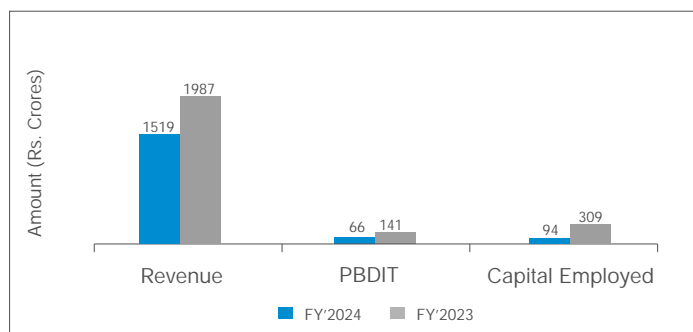
#### FERTILIZER (UREA)

The company's Urea plant located at its integrated manufacturing complex at Kota, Rajasthan, is one of the oldest plants in the country with a reassessed capacity of 3,79,500 TPA. The company markets its product under "Shriram Urea" brand, a trusted name and enjoys high brand equity amongst the farmers. The Company has an extensive distribution network over the entire Northern and Central India.

India is the second largest producer and consumer of Urea in the world. Urea is most preferred fertilizer and constitutes about 81% of entire 'N' fertilizer consumption in the country. Low farm gate price (fixed by government) and high nitrogen content has made it a preferred choice of the farmers. The gap between demand and supply of Urea has been met through imports. During 2023-24, the Indian urea production capacity has increased to 31.3 million MT, which is ~ 10 % over previous year after commencement of new plants. The imports have therefore reduced to 6.4 million MT (till Feb'24) against 7.6 million MT during 2022-23.

The subsidy allocation for 24-25 by Government of India is Rs 1.00 lac crore which is sufficient for full pay-outs of subsidy bills at current gas prices. Government is encouraging Nano Urea, which is expected to increase crop yield and reduce the subsidy burden of the government. This transition will take some time.

The Revenue, PBDIT and Capital employed for this business for FY'24 along with the quantitative data is as follows:



Year	Sales (MT)	Realizations (Rs./MT)
FY 23	4,13,277	35,444
FY 23	3,97,933	47,368
%Change	3.9	-25.2

Revenue for the business was lower due to reduction in gas prices which averaged US\$ 15.4/MBT vs US\$ 21.1/mmbtu last year, which is a pass through. The gas prices for the Q4 were at US\$ 15.5/mmbtu. PBDIT was lower mainly due to downward revision in energy norms and lower gas prices. In our drive towards sustainability, we have undertaken reduction of CO2 emission, low grade heat recovery initiatives through Vapour absorption machine (VAM) and Organic Rankine Cycle (ORC) machine which is first of its kind initiative in the Fertilizer industry. Capital employed has decreased due to lower urea subsidy outstanding.

Our Strategy: The Company has been making continuous efforts towards improvement in energy consumption, maximising urea production as well as control on fixed expenses.

#### OTHER BUSINESSES

##### CEMENT

The company operates a Cement plant with a capacity of 400,000 TPA located at its integrated manufacturing facility at Kota. Calcium Hydroxide sludge is generated in the process of manufacturing PVC resins through Calcium Carbide route, which is then converted to cement in an environmentally friendly manner.

The Company produces high quality, premium grade Pozzolana Portland Cement (PPC) and Ordinary Portland Cement (OPC). The characteristics of light colour, superior strength and early setting properties make "Shriram Cement" to be considered as a premium brand especially in markets like Delhi/NCR and Rajasthan.

Business Performance: Revenue stood at, dont mention of cement business stood at Rs. 200 crore vs. Rs. 173 crore last year. The increase in revenue of ~ 16 % was mainly on the account of higher sales. Fuel price has significantly decreased in FY'24 leading to improvement in margins.

In our efforts towards sustainability, we commissioned the State of Art Carbonation System to capture CO2 from stack flue gas and react with Calcium Hydroxide Sludge for conversion to Calcium Carbonate in FY 2022-23 and further enhanced its capacity in 2023-24. This reduces Carbon footprint of the company and improves resource utilisation. After this process, the by-product sludge is fully utilised in with cement manufacturing. To optimize the energy, various energy saving initiatives have been implemented in FY'24.

Our Strategy : The business is focused on further improving its efficiencies and optimizing its cost structure along product mix for generating higher returns. The company is making continuous efforts towards improvement in energy consumption, maximising cement production as well as control on fixed expenses.

##### HARIYALI KISAAN BAZAAR

The Retail operations were rationalised in 2013. The Company has limited its current operations to fuel retailing, which is also being rationalized.

##### PVC COMPOUNDS – SHRIRAM POLYTECH

Shriram PolyTech limited is a wholly owned subsidiary of DCM Shriram

Limited. Shriram PolyTech is one of the largest organized players for PVC compounds in India and has world class manufacturing facility that started in 1964. It is certified for ISO 9001, ISO 14001 and OHSAS 18001.

During 2023-24, the Indian Demand stood at ~ 3.5 Lac MT per year out of which ~ 4% is catered through imported compounds and rest is met through domestic production.

**Business Performance:** The business' total revenues for the FY'24 stood at Rs. 203 crore vs Rs. 195 crore last year. The PBDIT stood at Rs. 15 crore vs Rs. 8 crore last year. The company is exploring new avenues of market segments, which would be mainly Medical, Automotive and Engineered vinyl products through its R&D facility known as iPAC (Innovative Plastic Application Centre).

**Our strategy:** The Company is expanding its current product basket and capacity by introduction of new compounds across the segments. The company is also adding the new manufacturing line to increase its capacity. The manufacturing facility is equipped with modern compounding technologies and state of the art testing equipment's in order to provide a vast range of high quality PVC Compounds to customers in different industries.

#### OPPORTUNITIES, THREATS, RISKS AND MITIGANTS

The Company being a conglomerate has a natural business hedge, however individual businesses are exposed to various opportunities and risks.

**Opportunities:**

- Company keeps organic and inorganic opportunities in adjacencies, forward and backward integration and value addition opportunities in its all existing businesses.
- Climate & extreme weather conditions will keep pushing need for quality seeds and other farm inputs with desired traits. Demand is going up for food in the country as well as globally leading to a need for higher productivity and extreme climate resistant seeds, disease and pests control for crops. Our agri input businesses are rightly placed to service in this space.
- Fenesta Building Systems business has opportunities in other related building products, which the business continuously evaluates.
- Strong brand in all businesses, which enjoy high level of trust and credibility with customers including farmers.
- Strong financials with healthy cash flows and good project implementation track record provides ability to continuously invest in growth.

**Risk, threats and mitigants:**

- Businesses like Chloro-vinyl are energy intensive. We continuously work and invest in improving sustainability in business, technology, efficiencies, fuel mix and sourcing, to ensure that overall cost of production is competitive.
- Sugarcane output, yield and recovery are exposed to climate risks. We work extensively with farmers to improve their farming techniques and farm inputs. We also work to provide them high quality seeds.
- Carbon risk – Sustainability is a key focus area across our businesses. Being in energy intensive businesses, we work proactively to increase the percentage of green power in our portfolio including Renewable

power, Bagasse based co-gen power in Sugar business as well as use of Biomass in our coal based power plants for Chloro-Vinyl Business. 43% of our energy is green. We are over 12x water positive in our businesses. Further we continuously work to improve our efficiencies hence reduce our energy consumption and the carbon foot print. We have also been investing in circular economy.

- Capital intensive nature of our Sugar and Ethanol, Chloro-Vinyl and Fertiliser Business. The Company optimises its working capital and tries to keep overall debt at low levels and return on Capital employed at reasonable levels, to enable handling any risks arising therefrom. It follows principles of financial prudence.
- Businesses such as Sugar and Ethanol, Fertiliser and parts of Agri-inputs business segments are exposed to risk of regulatory intervention. Exposure to these businesses is kept at reasonable level. Further, we alongside with other industry participants and associates work with regulatory agencies on continuous basis to ensure a policy framework which benefits all key stake holders viz. farmers, consumers and industry. We have diversified the product portfolio in Sugar and Bioseed to limit the risks.
- Compliance - Increasing regulatory enactments has brought in the need for additional compliances. With various statutes and regulations, non-compliance may not only lead to monetary penalties but also have an impact on the reputation of the organisation and the goodwill it enjoys. The risk is mitigated through regular monitoring using IT tools and review of changes in the regulatory framework to ensure compliance with all the applicable statutes and regulations.

**Internal Control Systems and their Adequacy**

The procedures and controls are documented for all the key business processes and adhered to. Risk and Control Matrices (RCM) are documented for all key business cycles & processes and are reviewed by the Business Accounts and Internal Audit teams at periodical intervals. The Internal Audit team along with co-sourced internal audit teams carries out independent testing of effective functioning of key controls for all major business cycles either as part of the internal audits or through yearly testing plan which is duly approved by the Audit Committee at the start of the year. Further, these processes and controls are supported by SAP S4 HANA ERP and making them further robust. The key observations noted in internal audit reviews are presented to the Management and Audit Committee along with the remediation plans and action taken report.

**Human Resources and Industrial/ Employee Relations**

Our HR strategy is closely linked with the overall strategy of the organization, it enables us to attract, retain, and develop the right talent. It also ensures that we are investing our resources in the right areas, making decisions that are in line with the organization's strategic objectives.

To achieve above there has been a lot of focus on driving effectiveness through decisions based on data insights. We further strengthened the outcomes under the three pillars of our HR strategy (Drive Growth, Capability Build Up and Culture) by setting clear objectives and targets.

**Drive Growth**

- To build a sustainable and future ready Organization in line with the Growth strategy, there have been interventions designed around



revisiting Organization structures to make them forward looking, building a strong Leadership bench strength through Succession planning and inducting talents through Lateral hiring, creating a focus on diversity and building the right capabilities

- We believe that diversity is a source of strength and we are committed to fostering a workplace that celebrates and values differences. Creating a gender balanced workforce has been one of our core focus areas in all the Businesses.
- To enhance efficiency and bring agility in our decision-making process, we have implemented the RACI matrix.
- There is gamut of channels under the 'Early in Career' program to infuse fresh young talent in the Organization. Leveraging such programs has enabled us to build strong talent pipelines and develop a more diverse and knowledgeable workforce.

**Capability Build Up:** We view capability building as a strategic priority that is essential for organization's long-term success.

- Key focus area of our Learning and Development Strategy has been to enable the business growth agenda by Capability Development for Future, Accelerated Talent Development, and Creating an Agile Learning Culture by leveraging High Impact Learning Content from marketplace and amalgamating it with an internal learning input to provide a holistic development experience to our employees.
- There has been significant Investment in digitization by on boarding new e-learning platforms to develop and introduce a systematic and sustainable approach to learning and development that allows people to access a range of quality learning opportunities on the go.
- Focused interventions have been designed as part of senior leader development program, young professional development program and Role Transition programs from individual contributors to first time managers
- To ensure enhanced integration of Senior Leaders within the Organization, a structured orientation program has been curated around Cultural assimilation, Relationship Building and Business understanding as the key focus areas
- Mentoring and coaching programs have continued along with rotations of employees into new and different roles to give them a developmental exposure and learning for better career.

**Culture:** The commitment of the Organisation towards people is strongly enshrined in the core values and beliefs of the Organisation. Values and Culture impact employees right through the entire Employee Life cycle hence it needs to be integrated at all stages through DCM Shriram way which is:

- Regular reinforcement through Communication by Leaders to enable Employees to understand the significance of values in their daily lives and how will they demonstrate

- Linking it with the outcomes of Performance Management and Potential Assessment through Values framework
- Senior Leadership hiring based on Value Framework
- Recognition- through "living the values" at work
- Learning- To curate programs based on the Values and Behaviour framework

#### Employee Touch Points

- Employee surveys are a powerful tool for building a great place to work. We regularly conduct surveys such as the On-boarding Survey, Employee Engagement Survey to understand the pulse of the organization. Action plans are focused on enhancing employee engagement and retention through various programs such as recognition and rewards, and initiatives to promote work-life balance. The company also conducted regular town halls and open forums to facilitate communication and feedback.
- As part of our digitization initiatives, an HR Chat Bot has been introduced to provide employees with easy access to HR policies and information, automating the HR helpdesk system. Success Factors, HRMS has been optimally leveraged to enhance data accuracy and reduce manual interventions enabling a better employee experience
- We have increased our focus on employee safety and well-being, including partnering with external organizations for Employee Wellbeing and Assistance Programs, providing access to counselling sessions and mental well-being programs, as well as safety support in case of emergencies.

#### Employee / Industrial Relations

- The organization continues to foster cordial and harmonious relationships with employees, based on mutual trust, understanding, and respect, in line with our progressive philosophy. As on 31st Mar 2024, number of people employed were 6067.
- HR has played a key role in implementing the wage agreement and enforcing the organization's policies, procedures, and guidelines related to industrial relations, and are committed to upholding legal compliance, effective communication, and fair resolution of grievances and disputes.
- Our core values of fairness, transparency, and engagement are well institutionalized, creating a positive and enabling work environment
- The organization places a strong emphasis on employee health, safety, responsible care, process safety, and a cleaner work environment.
- Unique initiatives and an authentic people philosophy have led to an engaging and facilitating ecosystem, aligning employees with the business and organizational goals to create a brighter future for all stakeholders.



# Business Responsibility & Sustainability Reporting

[Under Regulation 34(2)(f) of SEBI (Listing Obligations and Disclosure Requirements) Regulations, 2015]

## SECTION A: GENERAL DISCLOSURES

### I. Details of the listed entity

- Corporate Identity Number (CIN) of the Company: L74899DL1989PLC034923
- Name of the Company: DCM Shriram Ltd.
- Year of incorporation: 1989
- Registered address : 2<sup>nd</sup> Floor (West Wing), Worldmark-1, Aerocity, New Delhi-110037
- Corporate address: 2<sup>nd</sup> Floor (West Wing), Worldmark-1, Aerocity, New Delhi-110037
- E-mail id : [response@dcmshriram.com](mailto:response@dcmshriram.com)
- Telephone: +91-011-42100200
- Website: [www.dcmshriram.com](http://www.dcmshriram.com)
- Financial year for which reporting is being done: 2023-24
- Name of the Stock Exchange(s) where shares are listed: Bombay Stock Exchange (BSE), National Stock Exchange (NSE)
- Paid-up Capital: INR 31.19 Crores
- Name and contact details (telephone, email address) of the person who may be contacted in case of any queries on the BRSR report:

Name: Mr. K. K. Sharma

Designation: Whole Time Director- Environment, Health and Safety

Telephone Number: +91-011-42100200

Email id: [kksharma@dcmshriram.com](mailto:kksharma@dcmshriram.com)

- Reporting Boundary - Are the disclosures under this report made on a standalone basis (i.e. only for the entity) or on a consolidated basis (i.e. for the entity and all the entities which form a part of its consolidated financial statements, taken together).

Standalone Basis - International subsidiaries of DCM Shriram Limited are not included in the BRSR reporting. Few Indian subsidiaries are also not included due to no major business activities.

- Name of the Assurance provider : Not Applicable

- Type of Assurance obtained : Not Applicable\*

\*Data points in Principle 6 are in accordance with Sustainability Report FY 2023-24 as per GRI Standards with limited assurance by Ernst & Young Associates LLP.

### II. Products/Services

- Details of business activities (accounting for 90% of the turnover):

S. No.	Description of main Activity	Description of Business Activity	% of Turnover of the entity (FY' 2024)
1	Agri-Rural business	<ul style="list-style-type: none"> <li>Manufacturing of Sugar and Ethanol</li> <li>Manufacturing of Urea and trading of Agri-inputs such as Seeds, Specialty Plant Nutrition Products and Crop Protection Chemicals</li> <li>R&amp;D of Hybrid Seeds, Seed production and processing</li> </ul>	64.09 %

S. No.	Description of main Activity	Description of Business Activity	% of Turnover of the entity (FY' 2024)
2	Chlor-Vinyl business	<ul style="list-style-type: none"> <li>Manufacturing of Caustic Soda, Chlorine, Hydrogen, Stable Bleaching Powder, Calcium Carbide, PVC resins, Aluminum Chloride</li> </ul>	24.22 %
3	Value added business	<ul style="list-style-type: none"> <li>Fenesta Building Systems that manufactures UPVC and Aluminium windows &amp; doors</li> </ul>	7.32 %

- Products/Services sold by the entity (accounting for 90% of the entity's Turnover):

S. No.	Product/Service	NIC Code	% of total Turnover contributed
1	Manufacturing of Chemicals and Fertilizers	2011, 2012	32.50 %
2	Manufacturing of Sugar and Ethanol	1072, 2011	36.04 %
3	Trade of agri-inputs	4620	10.49 %
4	UPVC and Aluminium Windows and Door Systems	2220, 25111	7.32 %
5	Seed processing activities, research activities	0164, 7210	3.93 %
6	Manufacturing of cement	2394	1.79 %
7	Co-generation of power	3510	1.04 %

### III. Operations

- Number of locations where plants and/or operations/offices of the entity are situated:

Location	Number of plants	Number of offices	Total
National	11	46	57
International	1	0	1

- Markets served by the entity:

- Number of locations

Locations	Number
National (No. of States)	28 (+ 6 Union Territories)
International (No. of Countries)	65

- What is the contribution of exports as a percentage of the total turnover of the entity?

2.13%

c. A brief on types of customers

Through its various businesses, DCM Shriram caters to two distinct categories of customers:

- Business-to-Business (B2B)
- Business-to-Consumer (B2C)

**IV. Employees**

20. Details as at the end of Financial Year:

a. Employees and workers (including differently abled):

S.No.	Particulars	Total (A)	Male		Female	
			No. (B)	% (B / A)	No. (C)	% (C / A)
<b>EMPLOYEES</b>						
1.	Permanent (D)	4061	3854	94.9%	207	5.1%
2.	Other than Permanent (E)	1782	1372	77.0%	410	23.0%
3.	Total employees (D+E)	5843	5226	89.4%	617	10.6%
<b>WORKERS</b>						
4.	Permanent (F)	1711	1710	99.9%	1	0.1%
5.	Other than Permanent (G)	5917	5791	97.9%	126	2.1%
6.	Total workers (F + G)	7628	7501	98.3%	127	1.7%

b. Differently abled Employees and workers:

S.No.	Particulars	Total (A)	Male		Female	
			No. (B)	% (B / A)	No. (C)	% (C / A)
<b>DIFFERENTLY ABLED EMPLOYEES</b>						
1.	Permanent (D)	0	0	0%	0	0%
2.	Other than Permanent (E)	0	0	0%	0	0%
3.	Total differently abled employees (D + E)	0	0	0%	0	0%
<b>DIFFERENTLY ABLED WORKERS</b>						
4.	Permanent (F)	0	0	0%	0	0%
5.	Other than permanent (G)	13	13	100%	0	0%
6.	Total differently abled workers (F + G)	13	13	100%	0	0%

21. Participation/Inclusion/Representation of women

**Participation/Inclusion/Representation of women**

	Total (A)	No. and percentage of Females	
		No. (B)	% (B / A)
Board of Directors	12	1	8.34%
Key Management Personnel	3	0	0%

22. Turnover rate for permanent employees and workers

	FY 2023-24			FY 2022-23			FY 2021-22		
	Male	Female	Total	Male	Female	Total	Male	Female	Total
Permanent Employees	17.4%	28%	17.9%	15.5%	13.3%	15.4%	14.9%	14.9%	14.9%
Permanent Workers	13.9%	0%	13.9%	14.6%	0%	14.6%	9.1%	0%	9.0%

**V. Holding, Subsidiary and Associate Companies (including joint ventures)**

23. (a) Names of holding / subsidiary / associate companies / joint ventures

S. No.	Name of the holding / subsidiary / associate companies / joint ventures (A)	Indicate whether holding/ subsidiary/ associate joint venture	% of shares held by listed entity	Does the entity indicated at column A, participate in the Business Responsibility initiatives of the listed entity? (Yes/No)
1	Bioseed India Limited, India	Subsidiary	100%	NA*
2	DCM Shriram Infrastructure Limited, India	Subsidiary	100%	NA*
3	DCM Shriram Credit and Investments Limited, India	Subsidiary	100%	NA*
4	DCM Shriram Aqua Foods Limited, India	Subsidiary	100%	NA*
5	Fenesta India Limited, India	Subsidiary	100%	NA*
6	DCM Shriram Foundation, India	Subsidiary	100%	Yes
7	Hariyali Rural Ventures Limited, India	Subsidiary	100%	NA*
8	Shridhar Shriram Foundation, India	Subsidiary	100%	NA*
9	Shriram Polytech Limited India	Subsidiary	100%	No

10	Shriram Bioseed Ventures Limited, India	Subsidiary	100%	NA*
11	Bioseeds Holdings Pte. Ltd., Singapore	Subsidiary	100%	NA*
12	Bioseed Research Philippines Inc. Philippines	Subsidiary	100%	No
13	Bioseeds Research USA Inc., USA	Subsidiary	100%	NA*
14	DCM Shriram ProChem Limited	Subsidiary	100%	No
15	DCM Shriram Bio Enchem Limited	Subsidiary	100%	No
16	DCM Shriram Ventures Limited	Subsidiary	100%	NA*
17	Shriram Agsmart Limited	Subsidiary	100%	No
18	Renew Green (GJ Nine) Private Limited	Associate	31.20%	No
19	Renew Green (GJ Ten) Private Limited	Associate	31.20%	No

\*No major business activities

## VI. CSR Details

24. (i) Whether CSR is applicable as per section 135 of Companies Act, 2013: (Yes/No): Yes

(ii) Turnover (in Rs.): INR 11119.61 Crores

(iii) Net worth (in Rs.): INR 6579.59 Crores

## VII. Transparency and Disclosures Compliances

25. Complaints/Grievances on any of the principles (Principles 1 to 9) under the National Guidelines on Responsible Business Conduct :

The Company addresses all the complaints and grievances of all its stakeholders expeditiously. A grievance redressal platform is provided for each stakeholder group, information on which can be found on the Company's website. The details of complaints received and resolved during the year are as follows:

Stakeholder group from whom complaint is received	Grievance Redressal Mechanism in Place (Yes/No) (If yes, then provide web-link for grievance redress policy)	FY 2023-24			FY 2022-23		
		Number of complaints filed during the year	Number of complaints pending resolution at close of the year	Remark	Number of complaints filed during the year	Number of complaints pending resolution at close of the year	Remark
Communities	Yes	0	0		0	0	
Investors (other than share holders)	Yes	0	0		0	0	
Share holders	Yes	22	0		10	0	
Employees and workers	Yes	0	0		0	0	
Customers	Yes	5546	242	Refer * Note	3909	93	Refer** Note
Value Chain Partners	Yes	0	0		0	0	Nil
Other (please specify)	-	-	-		-	-	-

\*Includes repair and maintenance related grievances. Considering normal turnaround time required for resolution of consumer complaints, during the year, 96% of the complaints have been resolved in best practical way to the satisfaction of customers and remaining are being resolved on an ongoing basis.

\*\* Includes repair and maintenance related grievances.

Weblink for Grievance Redressal Mechanism:

<https://www.dcmshriram.com/docs/files/Vigil%20Mechanism%20Policy.pdf>

- **Communities**  
The Company has established a community grievance redressal process as a platform for communities to voice their concerns and to promote transparency and expediency in the resolution process. As per the Whistle Blower Policy, community members can send any concerns or grievances at the email id: [alert@dcmshriram.com](mailto:alert@dcmshriram.com).
- **Investors and Shareholders**  
Investors and shareholders have access to the Company Secretary through a dedicated email to report any concerns or grievances i.e. [share@dcmshriram.com](mailto:share@dcmshriram.com).
- **Employees and Workers**  
The Company's Whistle Blower Policy provides a mechanism for employees, including full-time, part-time employees and contractual workers to report any concerns or grievances. The policy aims to ensure that genuine complainants are able to raise their concerns in full confidence, without any fear of retaliation or victimization and also allows for anonymous reporting of complaints. The designated Ombudsman administers the entire process – from reviewing and investigating concerns raised and undertaking all appropriate actions to resolve the issue. Any instance of serious misconduct brought to the Ombudsperson is also reported to the Audit Committee.
- **Value Chain Partners**  
The Company's Whistle Blower Policy allows suppliers, contractors, vendors and business associates to report any complaints or concerns to the Ombudsman office. All value chain partners have



access to the Ombudsperson through e-mail, secure hotline and post. They can send an e-mail marked confidential to [alert@dcmsriram.com](mailto:alert@dcmsriram.com).

- Customers

The Company's Whistle Blower Policy also allows customers to report any complaints or concerns to the Ombudsman office as per the process defined in the policy. Additionally, a dedicated customer care service platform is set up to receive and address customer complaints and grievances via tele calling in Sugar, SFS, Bioseed and Fenesta business. Customers can also raise their concerns on a dedicated email/ contact number as provided on the company website.

## 26. Overview of the entity's material responsible business conduct issues.

Please indicate material responsible business conduct and sustainability issues pertaining to environmental and social matters that present a risk or an opportunity to your business, rationale for identifying the same, approach to adapt or mitigate the risk along with its financial implications, as per the following format.

S. No.	Material issue identified	Indicate whether risk or opportunity (R/O)	Financial implications of the risk or opportunity (Indicate positive or negative implications)
1	Cyber Security   Technology / Information Security	R	Negative
2	External Environment - Implications of Govt. Policies changes in agri sector	R	Negative
3	Compliance Risks	R	Negative
4	Natural calamities due to climate change	R	Negative
5	Health & Safety	R	Negative
6	Rising "Sustainability Risks"	O	Positive

Material issues which are posing risk and can have negative financial implications:

### 1. Cyber Security / Technology / Information Security

#### Risk

Risk of data loss, and information security and privacy breach can lead to accidental exposure of confidential information, result in regulatory non-compliance and attract legal liabilities. This also poses risk of financial loss that can arise from attacks on the company's IT network and loss of confidential information.

#### Mitigation Measure

DCM Shriram has implemented robust information security controls and processes to mitigate any internal or external threats, such as deployment of automated patch updates, firewall with anti-virus and intrusion prevention system, third party assessments of IT infrastructure including vulnerability assessment and penetration testing (VAPT) and regular monitoring of OEM support to system. An Information Security Management System has been put in place across all business units. For risks associated with remote working, we have implemented measures for cyber security including remote access to applications through encrypted VPN, employee training and awareness on cyber security, dissemination of automated warnings for potential phishing attacks and two-way authentication access to email system.

### 2. External Environment : Implications of Govt. Policies changes in agri sector

#### Risk

With dynamically evolving regulations, businesses such as sugar, fertiliser and some components of Bioseed business, are exposed to risk of potential non-compliance which can result in fines, penalties and adverse impact on our brand reputation.

#### Mitigation Measure

We periodically monitor and review changes in regulatory frameworks to ensure compliance. Furthermore, as part of industry associations, we are working with the Government to ensure sustainable policies.

### 3. Compliance Risks :

#### Risk

Constant amendments to Corporate regulatory / legal landscape – Compliances becoming more onerous, stringent and complex due to frequent amendments to regulations.

#### Mitigation Measure

Any new legal requirement or amendments to existing framework is being monitored continuously and necessary / adequate training (need based) is given to the requisite teams / departments for updating their knowledge. Engagement of external experts / consultants on need basis. Continuous monitoring on trading of shares by any insider / designated employees and regular trainings and education on the Insider trading regulations and amendments are imparted. Legal compliance framework is in place. Further, online

compliance tool (covering all applicable Acts) has been implemented to automate and strengthen the process.

#### 4. Natural calamities due to climate change:

##### Risk

Agriculture in India is highly vulnerable to impacts of climate change. Increased frequency and severity of extreme weather events due to climate change can adversely impact our business continuity through impacting Parent seed Production, Hybrid seed Production, Seed inventory for sales.

##### Mitigation Measure

Ongoing plans are in place for parent seeds:

- Two year rolling plan for parent seed production has been implemented. Buffer stock of parent seeds maintained to take care of monsoon uncertainties for the coming season.
- Parent seed production is carried out in different locations.
- Carrying out R&D for developing seed varieties that sustain stressed weather conditions

##### Hybrid Seeds:

- Seeds production is spread over different climatic zones, viz. Andhra, Telangana, Karnataka and Gujarat.
- Adequate cold storage facilities tied up to store the surplus stock of seeds in a way that prolongs their life.
- Insurance coverage has been obtained for any climate related calamities

#### 5. Health & Safety

##### Risk

Health and safety of employees is considered paramount for business sustainability. Handling and transportation of some of the products may pose a Health & Safety risk to employees and other stakeholders. In Transit leakages of Chlorine and other chemicals like (Stable bleaching powder (SBP) might cause fire etc. up to Customer's destination and may create a hazardous situation. Process control failures leading to Chlorine Leakage may create a hazardous situation at the plant site

##### Mitigation Measure

Health and safety of employees is considered paramount for business sustainability. The Company has taken several initiatives to ensure best safety practices and system in place that includes certification of

sites for ISO 45001 on Occupational Health & Safety standard. Besides this following measures have been undertaken:

- Periodic equipment health checks and monitoring of bulk storage tanks.
- Regular safety audits by the British Safety council on Five Star Safety System.
- Regular safety training sessions are conducted for employees including contract workers;
- Health and safety risk assessments are conducted regularly at both plant and when in transit.
- Chlorine storage and filling facility inspection and certification undertaken by CCE approved agency along with regular process safety audits.
- Physical Verification conducted for each incoming and outgoing vehicles for raw materials and finished goods based upon a comprehensive checklist.

**Material issues which are providing Opportunities and can have positive financial implications:**

#### 6. Rising "Sustainability Risks"

Sustainability is embedded in the EHS policy by striving towards conserving natural resources and conservation of energy. The EHS Policy includes reporting of ESG performance as per SEBI's requirement for BRSR reporting. The leadership team has set a clear direction and encourages every business to strive and adhere to the compliance of these goals. These are being incorporated in annual business plans. An MIS is in place for each site to monitor a few critical metrics that includes water consumed and effluent treated, energy consumed, wastes generated and disposed off, which are periodically reviewed by Corporate EHS

















- Projects identified for Green House Gases (GHG) reduction are under implementation. 50 MW RE power proposed at Bharuch as part of GHG reduction initiatives.
- For supply chain partners: Supplier code of conduct covering aspects like compliance to ethical conduct, statutes related to EHS, human rights, No child labor, Diversity etc., are being implemented progressively at each business unit. The Company has started initiatives in creating awareness about ESG among key supply chain partners.

**SECTION B : MANAGEMENT AND PROCESS DISCLOSURES**

This section is aimed at helping businesses demonstrate the structures, policies and processes put in place towards adopting the NGRBC Principles and Core Elements.

Disclosure Questions	P 1	P 2	P 3	P 4	P 5	P 6	P 7	P 8	P 9
Policy and management processes									
1. a. Whether your entity's policy/policies cover each principle and its core elements of the NGRBCs. (Yes/No)	Yes	Yes	Yes	Yes	Yes	Yes	Yes	Yes	Yes
b. Has the policy been approved by the Board? (Yes/No)	Yes	Yes	Yes	Yes	Yes	Yes	Yes	Yes	Yes
c. Web Link of the Policies, if available	<a href="http://dcmsriram.com/company%27s-policies">http://dcmsriram.com/company%27s-policies</a>								
2. Whether the entity has translated the policy into procedures. (Yes /No)	Yes	Yes	Yes	Yes	Yes	Yes	Yes	Yes	Yes
3. Do the enlisted policies extend to your value chain partners? (Yes/No)	Yes	Yes	Yes	Yes	Yes	Yes	Yes	Yes	Yes
4. Name of the national and international codes/certifications/labels/standards (e.g., Forest Stewardship Council, Fairtrade, Rainforest Alliance, Trustee) standards (e.g., SA 8000, OHSAS, ISO, BIS) mapped to each principle									
Principle 1	<ul style="list-style-type: none"> <li>Reporting aligned to GRI Standards and International Integrated Reporting Framework</li> <li>International Standard on Assurance Engagement (ISAE) 3000 (Revised) - limited assurance criteria</li> </ul>								
Principle 2	<ul style="list-style-type: none"> <li>ISO 14001 Environment Management System</li> <li>ISO 45001 Occupational Health and Safety Management System</li> <li>Responsible Care Certification</li> <li>Bonsucro Certification</li> </ul>								
Principle 3	<ul style="list-style-type: none"> <li>ISO 45001 Occupational Health and Safety Management System</li> <li>Responsible Care Certification</li> <li>British Safety Council five-star safety rating system</li> </ul>								
Principle 4	<ul style="list-style-type: none"> <li>Materiality assessment and Stakeholder Engagement in line with GRI Standards</li> </ul>								
Principle 5	<ul style="list-style-type: none"> <li>Bonsucro Certification</li> <li>Responsible Care Certification</li> </ul>								
Principle 6	<ul style="list-style-type: none"> <li>ISO 14001 Environment Management System</li> <li>Responsible Care Certification</li> </ul>								
Principle 7	<ul style="list-style-type: none"> <li>Member of Confederation of Indian Industry (CII), and founding Member of India Business and Biodiversity Initiative (IBBI)</li> </ul>								
Principle 8	<ul style="list-style-type: none"> <li>Responsible Care Certification</li> </ul>								
Principle 9	<ul style="list-style-type: none"> <li>ISO 9001 certified Quality Management System</li> <li>ISO 14001 certified Environmental Management System</li> <li>Responsible Care Certification</li> </ul>								

#### 5. Specific commitments, goals and targets set by the entity with defined timelines, if any.

Principles	Commitments/ goals/ targets	Timeline	SDG Linkage
P1	100% compliance to policies and zero tolerance towards bribery and unethical practices	Ongoing – Throughout the year	
P2	MSDS / Product information	Ongoing – Throughout the year	
P3	Reporting of safety observations, EHS trainings, Contractors and Vendors EHS agreements	Ongoing – Throughout the year	
P4	Strive to maintain Customer satisfaction score 90%, CSR, Investors, employee engagement	Ongoing – Throughout the year	
P5	No child labour, no forced or compulsory labour and no discrimination cases	Ongoing – Throughout the year	 
P6	Water, energy and waste targets for climate change mitigation	31-03-2024	   
P7	Sustainability Reporting assured by 3rd party, participation in industry associations	31-07-2024	
P8	CSR Goals under Education, vocational skills and livelihood; Environment Sustainability and Rural development are regularly pursued and monitored by CSR Committee of the Board	Ongoing – Throughout the year	  
P9	ISO 9001/ MSDS /REACH/ISO 45001/ Product Stewardship/Cyber Security 100 % Compliance	Ongoing – Throughout the year	 

#### 6. Performance of the entity against the specific commitments, goals, and targets along-with reasons in case the same are not met.

Principles	Performance of the entity against their goals, commitments, and targets
P1	100% Compliance
P2	Product information shared with customers for its safe use and disposal
P3	Employees are engaged in reporting of safety observations for building safety culture through increased awareness
P4	Stakeholder's complaints are addressed on priority and all efforts are made to ensure closure of complaints .
P5	No child labour case, equal opportunity of employment to all and one case under POSH was reported during FY2023-24 and closed by Company's Internal Compliant Committee (ICC) constituted for the investigations and redressal of sexual harassment complaints
P6	<p>Water, energy and waste targets monitoring</p> <ul style="list-style-type: none"> <li>Reduction in Specific Water intensity by 3%(KL/ t Production) compared to FY, 22-23.</li> <li>Increase in Specific Energy intensity by 2% (GJ/ t Production)compared to FY, 22-23 due to reduced indirect energy consumption.</li> <li>Reduction in Specific GHG Emissions intensity by 12% (tCO2e/ t Production)compared to FY, 22-23.</li> <li>Reduction in Specific Waste by 12% (t/ t Production) and Specific Hazardous waste by 2% (t/ t production) compared to FY' 22-23.</li> <li>12 times water positive during FY' 23-24.</li> </ul>
P7	Sustainability reporting as per GRI Standards and assured by third party; participated in CII, FICCI, FAI, CMA, ISMA, AMA.
P8	Preventive Healthcare: Education, vocational skills and livelihood; Environment Sustainability and Rural development are regularly pursued and monitored by CSR Committee of the Board-For details please refer Section C under Principle 8.
P9	Information about the product and its use provided on the product labels and also relevant safety related information shared through MSDS supplied along with the products as applicable.



**Governance, leadership and oversight**
**7. Statement by director responsible for the business responsibility report, highlighting ESG related challenges, targets and achievements (listed entity has flexibility regarding the placement of this disclosure).**

During the year the company continued to work towards integrating environmental, social and governance (ESG) principles into all our operations across the value chain. In all our initiatives, communities we serve, and biodiversity has been at the core of it. During the year, a policy on Biodiversity was adopted to reiterate our commitment for preventing loss of Biodiversity and protecting the ecosystem. We are committed towards contributing to the national targets for achieving United Nations' Sustainable Development Goals (SDGs) and all our operations aligns with it. With a solid foundation of our integral values, our sustainability performance is reflected in efforts towards enhancing health, safety and environmental impacts of products and services across their lifecycles.

Being mindful of the importance of a healthy ecosystem for a sustainable future, we strived to work towards minimizing the environmental impacts. Furthermore, the company strengthened the business strategies designed to cover Climate Change impacts, ensuring Health & Safety of all, rich biodiversity, sustainable use of natural resources and social well-being. The Company also participated in the Corporate Sustainability Assessment (CSA) by Standards & Poor's Global (S&P) for Dow Jones Sustainability Index (DJSI) and ranked amongst the top 8% most sustainable companies out of 527+ global chemical companies\*.

Company is cognizant of the threats imposed by the increasing water scarcity in the multiple regions of the country. As part of a long-term mitigation plan, multiple initiatives are taken to reduce the withdrawal of groundwater and increasing the ground-water recharge. In our operations we are continuously shifting to new technologies that enables us to reduce the water consumption. Around our operations, we take multiple initiatives to create a long-term impact of surface-water and ground-water which has resulted in 3% reduction of specific water intensity (KL/ t production) as compared to FY23. This year also the Company was able to sustain 12 times water positive status.

A range of water-harvesting structures have been constructed in the vicinity of all our manufacturing sites. These initiatives augmented the availability of the water round the year for the farmers and also increased soil moisture. This in-turn supported a better yield for the farmers. During the year, under the environmental sustainability initiative "KhushaliParyavaran", at Kota, the Company organized trips for farmers to witness successful water management practices first hand, inspiring innovation and promoting adoption of effective water conservation techniques through behavioural change, capacity building and community involvement. Through this initiative, 3.9 Lakh cubic meter of additional water storage created and 10+ villages have been enabled as water secure, impacting 20,000 people and 13,000 animals.

Furthermore, taking ahead the agenda of developing a green belt around our areas of operation, the company continued tree plantation drive by planting around 89000 new saplings during the year.

The Company stands committed to increase the mix of green energy in its overall consumption of different energy sources. This year the total direct green energy was 43% of total energy mix. Also the increase in green energy resulted in 12% reduction of specific GHG emission intensity (tCO<sub>2</sub>e/ t production) as compared to FY23. On another key environmental parameters as well, company has been acting swiftly with an agenda to get a status of zero waste to landfill and zero liquid discharge across facilities. The efforts undertaken have resulted in 12% reduction of specific waste intensity (t / t production) as compared to FY23. The Company's Bharuch facility is awarded commendation for significant achievement in environment management for commendable results from deployment of policy and processes on the journey to environmental excellence in sustainable business by CII during the financial year.

During the year 100% Plastic packaging that was introduced into the market were recycled through authorised plastic waste recyclers ensuring EPR compliance.

During the year decline of 61 percent in the Lost Time Injury Frequency Rate (LTIFR) over the past year underscores the efficacy of the company's initiatives aimed at fostering a robust safety culture. It is a testament to the company's relentless efforts in cultivating a safety-first culture where every employee is empowered to play an active role in creating and maintaining safer workplaces. Furthermore, the company has instituted regular safety audits and inspections to assess compliance with safety protocols and identify areas for improvement. By soliciting feedback from frontline workers and incorporating their insights into safety protocols, the company continuously demonstrates a genuine commitment to listening to and valuing the perspectives of its employees. Moving forward, it is imperative for the company to sustain this momentum by continuously reinforcing safety practices and fostering a culture of continuous improvement.

Company continued to demonstrate unwavering dedication towards its social responsibilities. Through CSR initiatives, company positively engaged with the communities located around our operation areas. With an idea to engage with the different sets of stakeholders in a community and addressing the needs of the region, programs on health, sanitation, education, environmental sustainability, and livelihood generation are implemented. Special initiatives had been taken to strengthen the socio-economic profile of farmers, which company recognizes as a key stakeholder. These initiatives were directed towards strengthening their capabilities for smart agriculture practices, leading to increased profitability margins. Overall, through CSR initiatives, an amount of INR 23.63 Crores has been spent on different projects undertaken across various states. More than 1.16 lakhs people were positively impacted by various CSR initiatives undertaken during the financial year.

With a broader scope, company's commitment towards ethical business practices not just covers the community but also involves the workers, and human capital as well. Clean, safe, healthy, and fair working conditions are provided to employees and business associates. With years of efforts, safe work culture has been in-grained in the business operations. The company has the agenda of learning, development and inclusion among the human capital at the fore front. All of this could only be achieved because of the strong governance framework in place which is based on the pillars of integrity, accountability, and transparency. The company has various policies in place to ensure the smooth implementation of the ESG aspects material to our businesses. Going forward, through specific policies, guidelines, and a code of conduct, we will strive to actively engage with all key stakeholders in the value chain.

K. K. Sharma  
Whole Time Director-EHS

\*As on 23rd January 2024

Disclosure Questions	P	P	P	P	P	P	P	P	P
	1	2	3	4	5	6	7	8	9
8. Details of the highest authority responsible for implementation and oversight of the Business Responsibility policy/policies	Board of Directors								
9. Does the entity have a specified Committee of the Board/ Director responsible for decision making on sustain ability related issues? (Yes / No). If yes, provide details.	Yes 1. Led by Mr. K. K. Sharma, DIN: 07951296, Whole Time Director (EHS) following members have been nominated as a team to head the Business Responsibility and Sustainability Reporting initiatives: 2. Mr. Amit Agarwal, Executive Director and Group Chief Financial Officer 3. Mr. Sandeep Girotra, Executive Director & Group Chief HR Officer								

10.Details of Review of NGRBCs by the Company:

Subject for Review	Indicate whether review was undertaken by Director / Committee of the Board/ Any other Committee									Frequency (Annually/ Half yearly/ Quarterly/ Any other – please specify)									
	P	P	P	P	P	P	P	P	P	P	P	P	P	P	P	P	P	P	P
	1	2	3	4	5	6	7	8	9	1	2	3	4	5	6	7	8	9	
Performance against above policies and follow up action	Yes	Yes	Yes	Yes	Yes	Yes	Yes	Yes	Yes	Annually									
Compliance with statutory requirements of relevance to the principles, and rectification of any non-compliances	Yes	Yes	Yes	Yes	Yes	Yes	Yes	Yes	Yes	Annually									
11. Has the entity carried out independent assessment/ evaluation of the working of its policies by an external agency?	P	P	P	P	P	P	P	P	P	P	P	P	P	P	P	P	P	P	P
	Yes.DNV#, Ernst & Young Associates LLP*, Sanjay Grover & Associates Company Secretaries, SD Partners Lawyers, RMG Associates																		

#Independent Audit on ISO 14001, ISO 45001, and ISO 9001 standard

\*Independent Limitedassurance for Principle 6 data points in accordance with Sustainability Report FY 23-24.

12. If answer to question (1) above is "No" i.e., not all Principles are covered by a policy, reasons to be stated:

Questions	P	P	P	P	P	P	P	P	P
	1	2	3	4	5	6	7	8	9
The entity does not consider the Principles material to its business (Yes/No)	NA								
The entity is not at a stage where it is in a position to formulate and implement the policies on specified principles (Yes/No)									
The entity does not have the financial or/human and technical resources available for the task (Yes/No)									
It is planned to be done in the next financial year (Yes/No)									
Any other reason (please specify)									

Table 1- Annexure to 1a- Policies aligned to NGRBC Principles

Principles	DCM Shriram's Policy
P1	Code of Conduct, Policy on Related Party Transactions, Insider Trading Policy, Code of Fair Disclosure
P2	EHS Policy
P3	Code of Conduct, EHS Policy, Human Rights policy, Responsible Procurement Policy
P4	Business Responsibility Initiatives, Policy and Framework, Whistle Blower Policy
P5	Code of Conduct, Human Rights Policy, POSH Policy, Whistle Blower Policy
P6	EHS Policy, Biodiversity Policy
P7	Code of Conduct, EHS Policy
P8	CSR Policy
P9	Code of Conduct, EHS Policy, Whistleblower Policy, Integrity and Customer Centricity Value, Privacy Policy

### SECTION C: PRINCIPLE WISE PERFORMANCE DISCLOSURE

Principle 1: Businesses should conduct and govern themselves with integrity, and in a manner that is Ethical, Transparent and Accountable.

#### Essential Indicators

1. Percentage coverage by training and awareness programmes on any of the Principles during the financial year:

Segment	Total number of training and awareness programmes held	Topic principles covered under the training and its impact	% age of persons in respective category covered by the awareness programmes
Board of Directors	5	The Companies Act 2013, SEBI Regulations including SEBI Listing Regulations and SEBI Insider Trading Regulations, Sustainability Reporting, Project Safety, Business Responsibility initiatives, Global financial, business Trends, CSR and Financial reporting, Whistle Blower, Awareness/ Compliances of Related Party Transactions, Policy on Materiality of events and information to be reported to the stock exchanges under Regulation 30 of the SEBI Listing Regulations, etc..	100%
Key Managerial Personnel	10	Code of Conduct, Company Values, ESG, Sustainability Reporting, Whistle Blower Policy, Prevention of Sexual Harassment (POSH) Policy, Global and National financial updates, business trends, financial reporting, HR Policies and employee welfare, Awareness/ Compliances of Related Party Transactions, Insider Trading Compliances, Policy on Materiality of events and information to be reported to the stock exchanges under Regulation 30 of the SEBI Listing Regulations, etc..	100%
Employees (other than BoD and KMPS)	1372	Crop Management, Training of Genovix etc, Handling complaint In Sales Industry, Product awareness, 5S, ESG, Field Quality Improvement, Safety, Business Communication Skills, Managerial Effectiveness, Habits of Successful people, Team Building, Well being, Values, POSH, Safety, Emotional Intelligence, Accountability, Insider Trading Compliances, Fish Bone Analysis on Electrical Breakdown/ Business Etiquettes / Team Congruence /Conflict Mgt/	100%

		Emotional Intelligence/Delegation/ Sense of ownership, Communication, Presentation, Payroll, Compliance, Project Management, Inventory Handling, Chemical Plant Concept, Seed Sampling, Biometrics and Breeding Scheme Optimization and Plant Protection.	
Workers	924	POSH, BBS, COC & Executive Presence, Safety, 5-S, Workmanship / Behaviour / Safety / BBS/ Discipline / Team Work, Competency Building on Factory Laws, IMS Audit Workshop, Breaking Unconscious Bias	100%

2. Details of fines / penalties / punishment / award / compounding fees / settlement amount paid in proceedings (by the entity or by directors / KMPs) with regulators/ law enforcement agencies/judicial institutions, in the financial year, in the following format (Note: the entity shall make disclosures on the basis of materiality as specified in Regulation 30 of SEBI (Listing Obligations and Disclosure Obligations) Regulations, 2015 and as disclosed on the entity's website):

Monetary					
Category	NGRBC Principle	Name of the regulatory/ enforcement agencies/ judicial institutions	Amount (In INR)	Brief of the Case	Has an appeal been preferred? (Yes/No)
Penalty/ Fine	Nil	Not applicable	NA	Not applicable	Not applicable
Settlement	Nil	Not applicable	NA	Not applicable	Not applicable
Compounding fee	Nil	Not applicable	NA	Not applicable	Not applicable
Non - Monetary					
	NGRBC Principle	Name of the regulatory/ enforcement agencies/ judicial institutions		Brief of the Case	Has an appeal been preferred? (Yes/No)
Imprisonment	Nil	Not applicable		Not applicable	Not applicable
Punishment	Nil	Not applicable		Not applicable	Not applicable

3. Of the instances disclosed in Question 2 above, details of the Appeal/ Revision preferred in cases where monetary or non-monetary action has been appealed.

Case Details	Name of regulatory/enforcement agencies/judicial institutions
Not applicable	

4. Does the entity have an anti-corruption or anti-bribery policy ? If yes, provide details in brief and if available, provide a web-link to the policy.

As part of DCM Shriram's Code of Conduct, we have established anti-corruption and anti-bribery guidelines. All employees, the Board of Directors, and senior management are considered under the policy. According to the policy, employees are prohibited from offering or receiving bribes in the form of gifts, donations, hospitality, or entertainment from the Company's current or potential suppliers, customers, or third parties with business dealings under any circumstances. To demonstrate their understanding of the policy and pledge to follow its guidelines, all employees are encouraged to attend a training session on it.

As part of the internal audits, risk assessments are done to find and acknowledge any potential risks related to bribery and corruption. In case of a complaint on bribery or corruption, DCM Shriram follows a formal procedure by investigating, and taking appropriate action. This kind of misconduct can be brought to the attention of the Board's Audit Committee on a regular basis. Disciplinary moves are to be made in the event of any infringement of the General set of principles, which can incorporate punishments, lawful activity and even end of work or business contract, contingent on the seriousness of the breach. The weblink of our code of conduct policy:

[https://www.dcmshriram.com/sites/default/files/CODE%20OF%20CONDUCT%20-%20BRD%20MEMB%20&%20SR.%20MGMT%20-%20Final%20\(BM%2004.10.2014\)%20.pdf](https://www.dcmshriram.com/sites/default/files/CODE%20OF%20CONDUCT%20-%20BRD%20MEMB%20&%20SR.%20MGMT%20-%20Final%20(BM%2004.10.2014)%20.pdf)



5. Number of Directors/KMPs/employees/workers against whom disciplinary action was taken by any law enforcement agency for the charges of bribery/corruption:

No disciplinary action has been taken against any of the directors, KMPs or employees pertaining to anti-corruption and anti-bribery.

	FY 2023-24	FY 2022-23
Directors	Nil	Nil
KMPs	Nil	Nil
Employees	Nil	Nil
Workers	Nil	Nil

6. Details of complaints with regard to conflict of interest:

	FY 2023-24		FY 2022-23	
	Number	Remarks	Number	Remarks
Number of complaints received in relation to issues of Conflict of Interest of the Directors	Nil	Nil	Nil	Nil
Number of complaints received in relation to issues of Conflict of Interest of the KMPs	Nil	Nil	Nil	Nil

7. Provide details of any corrective action taken or underway on issues related to fines / penalties / action taken by regulators/ law enforcement agencies/ judicial institutions, on cases of corruption and conflicts of interest.

Not Applicable

8. Number of days of accounts payables ((Accounts payable \*365) / Cost of goods/services procured) in the following format:

FY 2023-24 Current Financial Year	FY 2022-23 Previous Financial Year
No. of days of accounts payables	No. of days of accounts payables
38.04	36.33

Leadership Indicators

1. Awareness programmes conducted for value chain partners on any of the Principles during the financial year:

Total number of awareness programmes held	Topics / principles covered under the training	% age of value chain partners covered (by value of business done with such partners) under the awareness programmes
55,700	Farmer meeting, Dealers meeting and Visits to the field Crop Shows/Field Days, Product demonstration, Jeep campaigns for SFS Business	75%

Total number of awareness programmes held	Topics / principles covered under the training	% age of value chain partners covered (by value of business done with such partners) under the awareness programmes
132	TREM Card, Emergency information panel, Chemical hazards, Road safety programs etc. for Transporters carrying hazardous chemicals	100%
95,992	Climate smart agricultural practices, Soil health & Nutrition Management Ratoon Management Biological Control of insect & diseases. Planting method & seed treatment Sustainable Agronomical Practices for Sugar	96%
1,80,088	Farmer campaigns and meeting, Crop Shows/ Field Days, Product demonstration, jeep campaigns for Bioseed Business	96%

2. Does the entity have processes in place to avoid/ manage conflict of interests involving members of the Board? (Yes/No) If Yes, provide details of the same.

Yes, DCM Shriram has established stringent procedures to prevent Board members from engaging in conflicts of interest. The Board's Code of Conduct, Code on Prevention of Insider Trading and Policy Related Party Transactions provide guidelines for avoiding conflicts of interest and are applicable to all directors. In accordance with the policy, Senior Management and Board Members do not participate in any circumstance in which they may have a conflict of interest with the Company and they confirm such status to the Board annually.

The goal of the Policy on Related Party Transactions is to make sure that all transactions between the Company and related parties are properly reported, approved, and disclosed. The Director who is concerned or interested cannot discuss or approve contracts or arrangements with related parties.

PRINCIPLE 2:

Businesses should provide goods and services in a manner that is sustainable and safe

Essential Indicators

- Percentage of R&D and capital expenditure(capex)investments in specific technologies to improve the environmental and social impacts of product and processes to total R&D and capex investments made by the entity, respectively.

	FY 2023-24	FY 2022-23	Details of improvements in environmental and social impacts
R&D	100%	100%	R&D of hybrid seeds that are resistant to adverse weather conditions, salinity, drought, water logging, insect pests and diseases.
Capex	5%	3%	Effluent Treatment Plants, Air Pollution Control Devices, Green belt Development, Rainwater Harvesting, Waste Management etc.

2. a. Does the entity have procedures in place for sustainable sourcing? (Yes/No)  
Yes, DCM Shriram has procedures in place for sustainable sourcing.
- b. If yes, what percentage of inputs were sourced sustainably?  
Sugar and Distillery business: Local farmers provided 100% of the sustainable sugarcane feedstock and for Chemicals business: By value, sustainably sourced inputs made up more than 45% from Tier-1 suppliers.

3. Describe the processes in place to safely reclaim your products for reusing, recycling and disposing at the end of life, for (a) Plastics (including packaging) (b) E-waste (c) Hazardous waste and (d) other waste.

- (a) Plastics : DCM Shriram has registered as brand owners with CPCB under the EPR obligation as part of compliance of the Plastic Waste Management rules. The Company has engaged two Plastic Waste Reprocessing agencies authorized by CPCB for recycling of plastics wastes.
- (b) e-waste : Not applicable
- (c) Hazardous waste: Not applicable
- (d) Other waste: Not applicable

4. Whether Extended Producer Responsibility (EPR) is applicable to the entity's activities (Yes/No). If yes, whether the waste collection plan is in line with the Extended Producer Responsibility (EPR) plan submitted to Pollution Control Boards? If not, provide steps taken to address the same.

Yes, Plastic packaging introduced into the market is recycled through the CPCB (Central Pollution Control Board) authorized plastic waste re-processors. During the year, 100% of the plastics packaging introduced into the market were recycled by the plastic waste re-processing agencies.

#### Leadership Indicators

1. Has the entity conducted Life Cycle Perspective / Assessments (LCA) for any of its products (for manufacturing industry) or for its services (for service industry)? If yes, provide details in the following format?

NIC Code	Name of Product/ Service	% of total Turnover contributed	Boundary for which the Life Cycle Perspective / Assessment was conducted	Whether conducted by independent external agency (Yes/No)	Results communicated in public domain (Yes/No) If yes, provide the web-link.
2011	Sodium Hydroxide, Chlorine, Hydrogen, Sodium Hypochlorite, Hydrochloric Acid, Aluminium Chloride, Calcium Carbide, PVC Resin, PVC Compound, Bleaching Powder	Approx. 24%	Cradle to Gate	Yes	Yes, shall be Included in the Sustainability Report FY23-24 as LCA for products manufactured in Bharuch was conducted during the FY21-22 and products manufactured at Kota were done in FY23-24 <a href="http://www.dcmshriram.com">www.dcmshriram.com</a>
For other products the company is planning to conduct LCA in a phased manner in future.					

2. If there are any significant social or environmental concerns and/or risks arising from production or disposal of your products / services, as identified in the Life Cycle Perspective / Assessments (LCA) or through any other means, briefly describe the same along-with action taken to mitigate the same.

Name of Product/Service	Description of the risk / concern	Action Taken
Sodium Hydroxide, Chlorine, and Hydrogen	It was identified through the LCA study that the maximum environmental impacts are associated with the consumption of electricity (captive and grid electricity) as well as steam followed by the purchased primary raw materials (mainly, Sodium Chloride). Other than these, there is an insignificant contribution from other sources across the value chain of the products.	Selective initiatives to improve on the identified hotspots are considered and further being evaluated. As electricity and steam are major contributors, alternative sources of fuels (e.g., solid biomass) in place of fossil fuel, switching to renewable sources of electricity (e.g., solar photovoltaic energy, Wind energy etc.) would lead to a reduction in product environmental impacts. The Company is evaluating recommendations to explore use of highly pure Sodium chloride as a raw material, which will reduce the raw material consumption and brine sludge generation.

Name of Product/Service	Description of the risk / concern	Action Taken
Sodium Hypochlorite	It was identified through the LCA Study that the overall impact is from the primary raw materials (Chlorine and Sodium Hydroxide) which are produced in-house.	The Company is continuously improving the upstream Chlor-Alkali process which will enhance the overall environmental performance of sodium hypochlorite.
Hydrochloric Acid	It was identified through the LCA study that 97% of the overall impact is from Chlorine and the rest is from hydrogen, water and electricity.	The Company is continuously improving the upstream Chlor-Alkali process which will enhance the overall environmental performance of Hydrochloric Acid.
Aluminium Chloride	It was identified through the LCA study that maximum environmental impact is associated with the procurement of primary raw material (Aluminium). The other primary raw material produced in the Chlor-Alkali process is chlorine which contributes significantly to the overall environmental impact.	The Company is exploring the recommendation to use recycled Aluminium for the manufacturing of Aluminium Chloride without compromising on the quality of the raw material.
Caustic Soda, Caustic Lye and Urea	Health & Safety Risk	The Company has adequate safety systems in place related to manufacturing process and safety data sheet (SDS) is provided to customers along with the product for more information on safe handling and response during emergency situations.
Calcium Carbide	The maximum environmental impacts are associated with the consumption of electricity (captive and grid electricity) followed by raw materials such as lime and pet coke.	The Company has undertaken initiatives to improve on the energy efficiency. As electricity and steam are major contributors, alternative sources of fuels (e.g., solid biomass) in place of fossil fuel, switching to renewable sources of electricity would lead to a reduction in product environmental impacts.

**3. Percentage of recycled or reused input material to total material (by value) used in production (For manufacturing industry) or providing services (for service industry).**

We use only bio-degradable inputs in our sugar and distillery operations, which are composted at the end of the process.

Indicate input material	Recycled or re-used input material to total material	
	FY 2023-24	FY 2022-23
Lime sludge, Fly ash and bagasse	25%	25%

**4. Of the products and packaging reclaimed at end of life of products, amount (in metric tons) reused, recycled, and safely disposed of.**

Material	FY'2023-24			FY'2022-23		
	Re-used	Recycled	Safely Disposed	Re-used	Recycled	Safely Disposed
Plastics (including packaging)	0	100%*	0	0	100%	0
E-waste	N/A	N/A	N/A	N/A	N/A	N/A
Hazardous waste	N/A	N/A	N/A	N/A	N/A	N/A
Other waste	N/A	N/A	N/A	N/A	N/A	N/A

\*Reclaimed quantity of plastic waste during 2023-24 was 4733 tonnes against 2298 tonnes during 2022-23.

**5. Reclaimed products and their packaging materials (as percentage of products sold) for each product category.**

Indicate product category	Reclaimed products and their packaging materials as % of total products sold in respective category
Packing Material (Tote Bins for Aluminum Chloride)	2%
Chlorine and Hydrogen Cylinders	100%
PVC Resin using small bulkers	100%
Plastic Wastes (Packaging Material)	100%

**PRINCIPLE 3:**

Businesses should respect and promote the well-being of all employees, including those in their value chains

Essential Indicators

**1. a. Details of measures for the well-being of employees:**

% of employees covered by											
Category	Total (A)	Health insurance		Accident insurance		Maternity benefits		Paternity benefits		Day Care benefits	
		No. (B)	%(B /A)	No. (C)	%(C /A)	No. (D)	%(D /A)	No. (E)	%(E /A)	No. (F)	%(F /A)
Permanent employees											
Male	3854	2943	76%	3854	100%	NA	NA	0	0%	0	0%
Female	207	118	57%	207	100%	207	100%	0	0%	0	0%
Total	4061	3061	75%	4061	100%	207	100%	0	0%	0	0%
Other than Permanent employees											
Male	1372	1314	96%	1372	100%	0	NA	0	0%	0	0%
Female	410	410	100%	410	100%	410	100%	0	0%	0	0%
Total	1782	1724	97%	1782	100%	410	100%	0	0%	0	0%

Note: All employees are given option to take insurance cover under the group medical cover of the Company.

**b. Details of measures for the well-being of workers\*:**

% of employees covered by											
Category	Health insurance			Accident insurance		Maternity benefits		Paternity benefits		Day Care benefits	
	Total (A)	No. (B)	% (B/A)	No. (C)	% (C/A)	No. (D)	% (D/A)	No. (E)	% (E/A)	No. (F)	% (F/A)
<b>Permanent workers</b>											
Male	1710	1368	80%	1710	100%	NA	NA	0	0%	0	0%
Female	1	1	100%	1	100%	1	100%	0	0%	0	0%
<b>Total</b>	<b>1711</b>	<b>1369</b>	<b>80%</b>	<b>1711</b>	<b>100%</b>	<b>1</b>	<b>100%</b>	<b>0</b>	<b>0%</b>	<b>0</b>	<b>0%</b>
<b>Other than Permanent workers</b>											
Male	5791	5724	99%	5724	99%	NA	NA	0	0%	0	0%
Female	126	126	100%	126	100%	126	100%	0	0%	0	0%
<b>Total</b>	<b>5917</b>	<b>5850</b>	<b>99%</b>	<b>5850</b>	<b>99%</b>	<b>126</b>	<b>100%</b>	<b>0</b>	<b>0%</b>	<b>0</b>	<b>0%</b>

**c. Spending on measures towards well-being of employees and workers (including permanent and other than permanent) in the following format:**

Cost incurred on well-being measures as a % of total revenue of the company	
FY'2023-24 Current Financial Year	FY 2022-23 Previous Financial Year
0.11%	0.09%

**2. Details of retirement benefits :**

Benefits	FY'2023-24 Current Financial Year			FY 2022-23 Previous Financial Year		
	No. of employees covered as a % of total employees	No. of workers covered as a % of total workers	Deducted and deposited with the authority (Y/N/N.A.)	No. of employees covered as a % of total employees	No. of workers covered as a % of total workers	Deducted and deposited with the authority (Y/N/N.A.)
PF	100%	100%	Yes	100%	100%	Yes
Gratuity	100%	100%	N.A.	100%	100%	N.A.
ESI	100%	100%	Yes	100%	100%	Yes
Others-Please specify						

**3. Accessibility of workplaces**

Are the premises / offices of the entity accessible to differently abled employees and workers, as per the requirements of the Rights of Persons with Disabilities Act, 2016? If not, whether any steps are being taken by the entity in this regard.

Yes, in accordance with requirements, the necessary arrangements are made to promote accessibility for employees and workers with disabilities.

**4. Does the entity have an equal opportunity policy as per the Rights of Persons with Disabilities Act, 2016? If so, provide a web-link to the policy.**

Yes, Human Rights Policy contains guidelines for ensuring that employees with disabilities have equal opportunity.

<https://www.dcmshriram.com/docs/files/Human%20Rights%20Policy.pdf>

**5. Return to work and Retention rates of permanent employees and workers that took parental leave.**

Gender	Permanent employees		Permanent workers	
	Return to work rate	Retention rate	Return to work rate	Retention rate
Male	Not Applicable*	Not Applicable*	Not Applicable*	Not Applicable*
Female	100%	100%	100%	100%
<b>Total</b>	<b>100%</b>	<b>100%</b>	<b>100%</b>	<b>100%</b>

\* No male employee or worker availed any parental leave during FY'23-24

**6. Is there a mechanism available to receive and redress grievances for the following categories of employees and worker? If yes, give details of the mechanism in brief.**

	Yes/No (If Yes, then give details of the mechanism in brief)
Permanent Workers	Yes - Grievance Redressal Committee/Works/POSH Committee is formed in the Manufacturing Locations and we have multiple platforms where employee can raise their grievance like Open Houses & Leena AI (Online Tool).
Other than Permanent Workers	Yes - We have planned monthly supervisor meeting for the discussion on day to day grievance and awareness.
Permanent Employees	Yes - Grievance Redressal Committee/ Works Committee is formed in the Manufacturing Locations and We have multiple platforms where employee can raise their grievance like Monthly Sampark, Open Houses, Leena AI (Online Tool).
Other than Permanent Employees	Yes - Grievance Redressal Committee/Works Committee is formed in the Manufacturing Locations and We have multiple platforms where employee can raise their grievance like Monthly Sampark, Open Houses, Leena AI (Online Tool).

**7. Membership of employees and worker in association(s) or Unions recognized by the listed entity:**

Category	FY'2023-24			FY'2022-23		
	Total employees / workers in respective category (A)	No. of employees / workers in respective category, who are part of association (s) or Union (B)	% (B / A)	Total employees / workers in respective category (C)	No. of employees / workers in respective category, who are part of association(s) or Union (D)	% (D / C)
Total Permanent Employees	4061	0	0%	3963	0	0%
- Male	3854	0	0%	3797	0	0%
- Female	207	0	0%	166	0	0%
Total Permanent Workers	1711	486	28.4%	1505	524	35%
- Male	1710	486	28.4%	1505	524	35%
- Female	1	0	0%	10	0	0%



## 8. Details of training given to employees and workers:

Category	FY'2023-24				FY'2022-23					
	Total (A)	On Skill Upgradation		On Health & Safety Measures		Total (D)	On Skill Upgradation		On Health & Safety Measures	
		No. (B)	% (B/A)	No. (C)	% (C/A)		No. (E)	% (E/D)	No. (F)	% (F/D)
<b>Employees</b>										
Male	3854	2304	60%	2149	56%	3797	3302	87%	3797	100%
Female	207	102	49%	109	53%	166	109	66%	166	100%
<b>Total</b>	<b>4061</b>	<b>2406</b>	<b>59%</b>	<b>2258</b>	<b>56%</b>	<b>3963</b>	<b>3411</b>	<b>86%</b>	<b>3963</b>	<b>100%</b>
<b>Workers</b>										
Male	1710	1001	59%	1710	100%	1505	1325	88%	1505	100%
Female	1	0	0%	1	100%	0	0	0%	0	0%
<b>Total</b>	<b>1711</b>	<b>1001</b>	<b>59%</b>	<b>1711</b>	<b>100%</b>	<b>1505</b>	<b>1325</b>	<b>88%</b>	<b>1505</b>	<b>100%</b>

## 9. Details of performance and career development reviews of employees and worker:

Category	FY'2023-24			FY'2022-23		
	Total (A)	No. (B)	% (B / A)	Total (C)	No. (D)	% (D / C)
<b>Employees</b>						
Male	3854	3854	100%	3797	3797	100%
Female	207	207	100%	166	166	100%
<b>Total</b>	<b>4061</b>	<b>4061</b>	<b>100%</b>	<b>3963</b>	<b>3963</b>	<b>100%</b>
<b>Workers</b>						
Male	1710	1710	100%	1505	1505	100%
Female	1	1	100%	0	0	0
<b>Total</b>	<b>1711</b>	<b>1711</b>	<b>100%</b>	<b>1505</b>	<b>1505</b>	<b>100%</b>

## 10. Health and safety management system:

### a. Whether an occupational health and safety management system has been implemented by the entity? (Yes/ No). If yes, the coverage such system?

Yes, DCM Shriram's Bharuch, Kota, Sugar & distillery units, Fenesta sites, and Shriram Farm Solution business all use an ISO 45001-certified occupational health and safety management system. At each of our locations, we have a well-established EHS function that effectively facilitates the implementation of all occupational health and safety policies and procedures. In addition, in order to steer site-level safety initiatives, each location has a Safety Committee that includes employees and senior management from the plant.

The Corporate EHS team at DCM reviews and monitors safety performance on a regular basis using specific leading and trailing indicators. To fulfill our commitment to ensuring the health and well-being of our employees, this informs our strategy and action plans for continuously strengthening safety systems.

### b. What are the processes used to identify work-related hazards and assess risks on a routine and non-routine basis by the entity?

#### Safety Audits

- Internal and external safety experts carry out safety audits at all

manufacturing and operations locations. For some sites, external auditors also conduct ISO 45001 audits.

- We conduct job safety analyses, general plant conditions assessments, and periodic safety inspections at the plant level to identify safety risks and hazards. Both routinely and irregularly, equipment health checks and process safety audits are also carried out.
- The British Safety Council conducts audits on a regular basis to look over safety procedures and find any loopholes or gaps.

#### Health and Safety Performance Review:

- The Corporate EHS group screens the wellbeing execution, everything being equal, on unambiguous driving and trailing results. Senior leadership teams conduct safety tours at all locations.
- There is a Safety Committee at each location with senior management and workforce members who meet on a regular basis to review and monitor the plant's safety performance.

#### Safety Incident Investigation:

- Each safety incident receives a thorough investigation and root cause analysis in order to implement corrective and preventative measures.

### c. Whether you have processes for workers to report the work-related hazards and to remove themselves from such risks.(Y/N)

Yes, DCM Shriram has a safety incident reporting system that allows workers and employees to report accidents, near misses, and identified safety hazards (unsafe acts and unsafe conditions) to the EHS department, Toolbox Talks, and site-level safety committees.

### d. Do the employees/ worker of the entity have access to non-occupational medical and healthcare services? (Yes/ No)

Yes, workers and employees at DCM Shriram have access to non-occupational medical and healthcare services. Employees receive free diagnostic camps, awareness programs, and regular medical examinations. Additionally, DCM Shriram allows employees to purchase health insurance.

## 11. Details of safety related incidents, in the following format :

Safety Incident/Number	Category	FY 2023-24	FY 2022-23
Lost Time Injury Frequency Rate (LTIFR) (per one million-person hours worked)	Employees	0.09	0.11
	Workers	0.08	0.26
Total recordable work-related injuries	Employees	1	1
	Workers	2	6
No. of fatalities	Employees	1	0
	Workers	1	5
High consequence work-related injury or ill-health (excluding fatalities)	Employees	0	1
	Workers	1	1

**12. Describe the measures taken by the entity to ensure a safe and healthy workplace.**

All our significant operations are affirmed to ISO 45001. Bharuch and Kota destinations are likewise guaranteed for Five Star English Wellbeing Board Security Framework. To guarantee our employees' health and safety, we strictly adhere to all policies and procedures. At each site, we have a well-established EHS function and committee that uses KPIs to effectively implement all policies and protocols. In order to enhance the safety culture, reputed external consultants are also utilized.

**13. Number of Complaints on the following made by employees and workers:**

	FY'2023-24			FY'2022-23		
	Filed during the year	Pending resolution at the end of year	Remarks	Filed during the year	Pending resolution at the end of year	Remarks
Working Conditions	0	0	0	0	0	Nil
Health & Safety	0	0	0	0	0	Nil

**14. Assessment for the year:**

	% of your plants and offices that were assessed (by entity or statutory authorities or third parties)
Health and safety practices	100%
Working Conditions	100%

**15. Provide details of any corrective action taken or underway to address safety-related incidents (if any) and on significant risks / concerns arising from assessments of health & safety practices and working conditions.**

Based on a time-bound action plan and regular implementation reviews, necessary corrective and preventive steps were taken to improve working conditions and health and safety practices. Refresher training programs and campaigns, enhanced engineering controls for achieving safety excellence, and a review of the safety procedures are all examples of corrective actions.

Leadership Indicators

**1. Does the entity extend any life insurance or any compensatory package in the event of death of (A) Employees (Y/N) (B) Workers(Y/N)**

(A) Employees: Yes

(B) Workers: Yes

**2. Provide the measures undertaken by the entity to ensure that statutory dues have been deducted and deposited by the value chain partners.**

DCM Shriram conducts periodic due diligence to guarantee that partners in the value chain deduct and deposit required statutory fees. Additionally, this is examined as part of DCM's internal and statutory audits. In addition, we regularly interact with partners in the value chain

to educate them about responsible business practices and guarantee their compliance with statutory requirements like these.

**3. Provide the number of employees / workers having suffered high consequence work-related injury / ill-health / fatalities (as reported in Q11 of Essential Indicators above), who have been rehabilitated and placed in suitable employment or whose family members have been placed in suitable employment:**

	Total no. of affected employees/workers		No. of employees/workers that are rehabilitated and placed in suitable employment or whose family members have been placed in suitable employment	
	FY'2023-24	FY'2022-23	FY' 2023-24	FY'2022-23
Employees	1	0	0	0
Workers	2	5	0	0

**4. Does the entity provide transition assistance programs to facilitate continued employability and the management of career endings resulting from retirement or termination of employment?(Yes/No)**

Yes

**5. Details on assessment of value chain partners:**

	% of value chain partners (by value of business done with such partners) that were assessed
Health and safety practices	100%*
Working Conditions	100%

\*The Company has assessment system which includes Health & Safety condition and Working Condition during new vendor registration and also included in the General Terms & Conditions of all issued Purchase Orders.

**6. Provide details of any corrective actions taken or underway to address significant risks / concerns arising from assessments of health and safety practices and working conditions of value chain partners.**

Necessary corrective and preventive actions were taken to improve the health and safety practices and working conditions based on a time bound action plan accompanied with regular implementation review. Some examples of corrective action include review of the safety procedures for enhanced safety, refresher training programs/campaigns and enhanced engineering controls for achieving safety excellence.

**PRINCIPLE 4 :**

Businesses should respect the interests of and be responsive to all its stakeholders

Essential Indicators

**1. Describe the processes for identifying key stakeholder groups of the entity.**

Enhancing stakeholder value is at the heart of our management strategy. By regularly engaging with our stakeholders to comprehend their distinct requirements, interests, and expectations, we foster close collaboration with them. We constantly reach out to our internal and external stakeholders through a variety of channels because we recognize that value is created not only within the organization but also through relationships with others. The outcomes of our ongoing dialogue process are incorporated into the management strategy of the organization to facilitate efficient decision-making throughout the year. Shareholders, farmers, consumers, employees, local communities, distributors, employees, the media, and the state and central governments are some of our most important stakeholders. We have a conventional course of partner commitment based upon transparency and accountability.

The areas of action have been prioritized by conducting a materiality assessment. During the materiality evaluation, intuitive channels for commitment were laid out with many partners, for example, senior administration, representatives, providers, local area, NGO Accomplices, and so on. In order to learn about their major concerns and how they rank these issues in order of relative importance..

## 2. List stakeholder groups identified as key for your entity and the frequency of engagement with each stake holder group.

Stakeholder Group	Whether identified as Vulnerable & Marginalized Group (Yes/No)	Channels of communication (Email, SMS, Newspaper, Pamphlets, Advertisement, Community Meetings, Notice Board, Website), Other	Frequency of engagement (Annually/ Half yearly/ Quarterly/ others – please specify)	Purpose and scope of engagement including key Topics and Concerns raised during such engagement
Employees	No	Intranet facilities, Internal newsletters, Communication meetings, Leader -ship site visits and interactions, Employee engagement survey, Induction and regular training programmes, Tool box talks, Regular drills on safety	Weekly/ Monthly	Vision and mission of the company, Business performance and plans, Welfare, Health and safety of the employees and their families, Assuring support of management to employees, Work place hazards and controls, Skill development, Rewards and recognitions
Government and Regulatory bodies	No	Regular inspections, Periodic Reports, Regular direct and indirect interactions through industrial associations and other bodies	Monthly/ Annually	Compliance of rules and regulations, Submission of reports under various statutes at specific intervals, Response to any issues raised by government/ regulatory authority, Tax revenues, Ease of doing business through sound corporate governance mechanisms

Stakeholder Group	Whether identified as Vulnerable & Marginalized Group (Yes/No)	Channels of communication (Email, SMS, Newspaper, Pamphlets, Advertisement, Community Meetings, Notice Board, Website), Other	Frequency of engagement (Annually/ Half yearly/ Quarterly/ others – please specify)	Purpose and scope of engagement including key Topics and Concerns raised during such engagement
Shareholders & Investors	No	Annual General Meeting, Corporate Website, Annual Report, Social Media, Grievance Redressal Mechanism, Newspaper, Publications, Emails & Text Messages	Quarterly	Improved profitability and growth of organisation, Transparent and effective communication, Investor servicing, Sound corporate governance mechanisms
Customers	No	Regular personal Interactions and discussions, Market surveys, Customer surveys, Plant visits Customer	Monthly	Customer Satisfaction, Prompt response to customer complaints, Product/service quality and timely delivery, Building trust among the customers through plant visits
Suppliers, Dealers and Distributors	No	Annual Meet with suppliers and customers, Plant visits, Interactions on a regular basis	Monthly	Share best practices among industries, Competency development of local vendor, Rewards and recognitions
Farmers	Yes	Need based regular interaction by Cane & CSR function, Awareness camps on good agricultural practices	Weekly	Sustainable sugarcane production, Improved livelihood and income of farmers, Easy, affordable and reliable access to inputs such as quality seeds, fertilizers etc.
Local communities	Yes	Open dialogue with local communities, Need based surveys to understand community requirements, Awareness meets and Health camps, Celebration of cultural festivals/ occasion (Environment day, Safety day etc.), Public hearing for greenfield/expansion projects	Monthly	Health and hygiene in rural community, Education & infrastructure, Good agricultural practices, Water conservation and Waste management
Civil Society	No	Collaboration of various CSR projects	Monthly	Community developmental needs such as Healthcare, Education & Rural development etc
Industry Associations	No	Meetings, Seminars, Workshops	Monthly	Networking, Industry collaborations, establishing best practices

Stakeholder Group	Whether identified as Vulnerable & Marginalized Group (Yes/No)	Channels of communication (Email, SMS, Newspaper, Pamphlets, Advertisement, Community Meetings, Notice Board, Website), Other	Frequency of engagement (Annually/ Half yearly/ Quarterly/ others – please specify)	Purpose and scope of engagement including key Topics and Concerns raised during such engagement
Media	No	Advertisements/ promotions, Press Releases, Interviews of Senior Management	Monthly	Publishing reports, Releasing relevant reports regularly

### Leadership Indicators

1. Provide the processes for consultation between stakeholders and the Board on economic, environmental, and social topics or if consultation is delegated, how is feedback from such consultations provided to the Board.

To identify and reevaluate its environmental and social topics, DCM Shriram conducts a comprehensive materiality assessment and stakeholder engagement exercise every two years. The Board has delegated the procedure to management. DCM Shriram consults with key internal and external stakeholders as part of the materiality assessment process to learn about their concerns and expectations and incorporate their perspectives into the materiality assessment for setting priorities for environmental and social issues. The materiality matrix and the final list of environmental and social topics for DCM Shriram are based on insights gathered through stakeholder engagement. The EHS Function presents the assessment's findings to the BRSR Committee nominated by the Board for the purpose of defining ESG goals and initiatives.

2. Whether stakeholder consultation is used to support the identification and management of environmental, and social topics (Yes / No). If so, provide details of instances as to how the inputs received from stakeholders on these topics were incorporated into policies and activities of the entity.

Yes, as part of the materiality assessment exercise, the company undertakes consultation with key stakeholders to help identify and prioritize environmental and social issues. Based on the stakeholder feedback received, the company has implemented various policy and process reforms. DCM developed a human rights policy to reinforce its commitment to upholding human rights along with strengthening its EHS policy. Based on stakeholder consultations, we have identified environmental issues associated with farming. The Company puts continuous efforts in raising awareness among farmers to utilize water efficiently using best agricultural practices, non-chemical pest control and promoting use of bio-compost. This helps in providing better returns to farming community with increased productivity and water conservation. In addition, it also enhances soil fertility and protects and preserves the environment from undue chemicals. Wastes generated during sugar processing like boiler ash and press mud cake are used as organic manure and distributed to the farmers.

3. Provide details of instances of engagement with, and actions taken to, address the concerns of vulnerable / marginalized stakeholder groups.

We have been engaging with famers, many of which belong to the vulnerable / marginalized stakeholder groups and face issues such as lower crop productivity and resulting lower income generation. These

sugarcane growers are member of Cooperative Cane Union and a Union of the farmers. DCM regularly educates these farmers are on good farming practices to produce sugarcane by using less irrigation water through trash mulching, trench planting, press mud application, laser land leveling and in addition using bio-control measures for controlling pests and diseases in sugarcane crop. The Company has created many engagement platforms including e-Suvidha App, WhatsApp Groups, Teleconferencing, Suvidha Centre (Call Centre) connecting to more than 2.6 Lakh Farmers. These initiatives have reaped many benefits to farmers related to support in yield increase, tagging and booking of Agri-inputs, faster query redressal etc.

### PRINCIPLE 5 : Businesses should respect and promote human rights

#### Essential Indicators

1. Employees and workers who have been provided training on human rights issues and policy(ies) of the entity, in the following format:

Category	FY'2023-24			FY'2022-23		
	Total (A)	No. of employee /workers covered (B)	% (B/A)	Total (C)	No. of employee /workers covered (D)	% (D/C)
Employee						
Permanent	4061	4061	100%	3963	3963	100%
Other than permanent	1782	1782	100%	1890	1890	100%
Total employees	5843	5843	100%	5853	5853	100%
Workers						
Permanent	1711	1711	100%	1505	1505	100%
Other than permanent	5917	5917	100%	6947	6947	100%
Total employees	7628	7628	100%	8452	8452	100%

2. Details of minimum wages paid to employees and workers, in the following format:

Category	FY2023-24				FY 2022-23					
	Total (A)	Equal to Minimum Wage		More than Minimum Wage		Total (A)	Equal to Minimum Wage		More than Minimum Wage	
		No. (B)	% (B/A)	No. (C)	% (C/A)		No. (E)	% (E/D)	No. (F)	% (F/D)
Employees										
Permanent										
Male	3854	0	0%	3854	100%	3797	0	0%	3797	100%
Female	207	0	0%	207	100%	166	0	0%	166	100%
Other than Permanent										
Male	1372	0	0%	1372	100%	1394	631	45%	763	55%
Female	410	0	0%	410	100%	496	492	99%	4	1%

Category	FY2023-24				FY 2022-23					
	Total (A)	Equal to Minimum Wage		More than Minimum Wage		Total (A)	Equal to Minimum Wage		More than Minimum Wage	
		No. (B)	% (B/A)	No. (C)	% (C/A)		No. (E)	% (E/D)	No. (F)	% (F/D)
Workers										
Permanent										
Male	1710	42	2%	1668	98%	1505	393	26%	1112	74%
Female	1	0	0%	1	100%	0	0	0	0	0
Other than permanent										
Male	5791	3678	64%	2113	36%	6831	3682	54%	3149	46%
Female	126	126	100%	0	0%	116	116	100%	0	0%

3. a) Details of remuneration/salary/wages, in the following format:

Category	Male		Female	
	Number	Median remuneration/salary/ wages of respective category (in INR Lakhs)	Number	Median remuneration/salary/ wages of respective category (in INR Lakhs)
Board of Directors (BoD)	11	116.5	1	54.25
Key Managerial Personnel	2*	176.59	0	Not Applicable
Employees other than BoD and KMP	3557	8.35	207	7.5
Workers	2304	4.07	1	3.6

\* Remuneration of Chairman and Senior Managing Director (CEO) included in BoD.  
Note : Excludes non payroll employees.

b) Gross wages paid to females as % of total wages paid by the entity

	2023-24	2022-23
	Current Financial Year	Previous Financial Year
Gross wages paid to females as % of total wages	2.9%	2.9%

4. Do you have a focal point (Individual/ Committee) responsible for addressing human rights impacts or issues caused or contributed to by the business?(Yes/No)

Yes, Weblink to our Human Rights Policy:

<https://www.dcmshriram.com/sites/default/files/Human%20Rights%20Policy.pdf>

5. Describe the internal mechanisms in place to redress grievances related to human rights issues.

Through our Whistle Blower Policy, we have established a system for

reporting and redressing all human rights violations. Any concerns pertaining to human rights can be reported by all employees, contractors, and suppliers as a result of this. All actual violations are dealt with seriously, and remediation measures can include terminating employees and business contracts, depending on the severity of the violation.

In addition, there is a Policy on the Prevention of Sexual Harassment (POSH) at DCM Shriram, and any incidents of this kind can be reported to the Internal Committee (IC) for POSH in accordance with the procedure that is outlined in the policy. Each reported allegation is treated confidentially and with seriousness. Open House Discussions and City centers, balanced/ Group HR interfaces are coordinated every once in a while. Additionally, monthly meetings with representatives of unions are held.

Weblink to our whistle blower/vigil mechanism policy:

<https://www.dcmshriram.com/sites/default/files/Vigil%20Mechanism%20Policy.pdf>

6. Number of Complaints on the following made by employees and workers:

Complaints	FY'2023-24			FY'2022-23		
	Filed during the year	Pending resolution at the end of year	Remarks	Filed during the year	Pending resolution at the end of year	Remarks
Sexual Harassment	1	0	The cases have been closed by the Company's Internal Complaints Committee (ICC) constituted for the investigations and redressal of sexual harassment complaints.	2	0	The cases have been closed by the Company's Internal Complaints Committee (ICC) constituted for the investigations and redressal of sexual harassment complaints.
Discrimination at workplace	0	0	-	0	0	-
Child Labor	0	0	-	0	0	-
Forced Labor /Involuntary Labor	0	0	-	0	0	-
Wages	0	0	-	0	0	-
Other human rights related issues	0	0	-	0	0	-



### 7. Complaints filed under the Sexual Harassment of Women at Workplace (Prevention, Prohibition and Redressal) Act, 2013.

	FY 2023-24	FY 2022-23
Total Complaints reported under Sexual Harassment on of Women at Workplace (Prevention, Prohibition and Redressal) Act, 2013 (POSH)	1	2
Complaints on POSH as a % of female employees / workers	0.5%	1.2%
Complaints on POSH upheld	0	0

### 8. Mechanisms to prevent adverse consequences to the complainant in discrimination and harassment cases.

DCM Shriram guarantees, in accordance with the Whistle Blower Policy and Procedure, that employees and business associates are completely protected from retaliation, punishment, intimidation, coercive action, dismissal, or victimization for reporting genuine concerns, even if they are not proven. Punitive action will be taken on anyone who tries to victimize anyone who complains, cooperates with an investigation or complaint, or provides information or data related to it.

### 9. Do human rights requirements form part of your business agreements and contracts? (Yes/No).

Yes

### 10. Assessments of the year

Complaints	% of your plants and offices that were assessed (by entity or statutory authorities or third parties)
Child labour	100%
Forced/involuntary labour	100%
Sexual harassment	100%
Discrimination at workplace	100%
Wages	100%
Others-please specify	-

### 11. Provide details of any corrective actions taken or under way to address significant risks/ concerns arising from the assessments at Question 9 above.

No significant deviations were observed in relation to aspects described in Question 9 above.

#### Leadership Indicators

#### 1. Details of a business process being modified / introduced as a result of addressing human rights grievances /complaints.

Not applicable as there is no complaint / grievances related to human rights during the reporting year.

#### 2. Details of the scope and coverage of any Human rights due-diligence conducted.

In order to identify potential risks, we have a human rights due diligence process which is conducted annually through DCM Shriram's internal audit process for monitoring company-wide compliance. This entails undertaking a detailed monitoring at 100% of

our sites including all business functions, to track performance on various human rights related subjects such as working conditions, minimum compensation, equal opportunity, freedom of association etc. including labour laws of the country. Any identified risks are dealt with corrective actions and closely monitored for progress at periodic frequencies.

### 3. Is the premise/office of the entity accessible to differently abled visitors, as per the requirements of the Rights of Persons with Disabilities Act, 2016?

Yes, in accordance with requirements, the necessary arrangements are made to promote accessibility for employees and workers with disabilities

### 4. Details on assessment of value chain partners:

	% of value chain partners (by value of business done with such partners) that were assessed*
Sexual Harassment	100%
Discrimination at workplace	100%
Child Labour	100%
Forced / Involuntary Labour	100%
Wages	100%
Others -please specify	-

\* For Tier 1 value chain partners

### 5. Provide details of any corrective actions taken or underway to address significant risks/ concerns arising from the assessments at Question 4 above.

No significant deviations were observed in relation to aspects described in Question 4 above.

### PRINCIPLE 6 : Businesses should respect and make efforts to protect and restore the environment

#### Essential Indicators

### 1. Details of total energy consumption (in Joules or multiples) and energy intensity, in the following format:

From Renewable sources	UoM	FY23-24	FY22-23
Total electricity consumption (A)	TJ	453	7.34
Total fuel consumption (B)	TJ	18,837	16,119
Energy consumption through other sources (C)	TJ	-	-
Total energy consumed from renewable sources (A+B+C)	TJ	19,290	16,127
From non- renewable sources			
Total electricity consumption (D)	TJ	1,483	3,406
Total fuel consumption (E)	TJ	25,366	22,230
Energy consumption through other sources (F)	TJ	-	-

	UoM	FY23-24	FY22-23
Total energy consumed from non-renewable sources (D+E+F)	TJ	26,849	25,636
Total energy consumed (A+B+C+D+E+F)	TJ	46,139	41,763
Energy intensity per rupee of turnover (Total energy consumed / Revenue from operations)	TJ/ Lacs INR	0.041	0.036
Energy intensity per rupee of turnover adjusted for Purchasing Power Parity (PPP) (Total energy consumed / Revenue from operations adjusted for PPP)	TJ/ Lacs INR adjusted PPP	0.011	0.010
Energy intensity in terms of physical output	GJ/ MT Production	14.07	13.74
Energy intensity (optional) – the relevant metric may be selected by the entity		-	-

Note : Indicate if any independent assessment/ evaluation/assurance has been carried out by an external agency? (Y/N) If yes, name of the external agency.

Yes\*

\*Data points are in accordance with Sustainability Report FY 2023-24 as per GRI Standards with limited assurance by Ernst & Young Associates LLP.

2. Does the entity have any sites / facilities identified as designated consumers (DCs) under the Performance, Achieve and Trade (PAT) Scheme of the Government of India? (Y/N) If yes, disclose whether targets set under the PAT scheme have been achieved. In case targets have not been achieved, provide the remedial action taken, if any.

Yes, targets as per schedule

3. Provide details of the following disclosures related to water, in the following format:

Parameter	FY'2023-24	FY'2022-23
Water withdrawal by source (in kiloliters)		
(i) Surface water		
(ii) Groundwater	20,03,335	19,09,394
(iii) Third party water	1,12,87,754	1,08,52,600
(iv) Seawater / desalinated water	0	0
(v) Others	0	0
Total volume of water withdrawal (in kiloliters) (i + ii + iii + iv + v)	1,32,91,089	1,27,61,994

Parameter	FY'2023-24	FY'2022-23
Water withdrawal by source (in kiloliters)		
Total volume of water consumption (in kiloliters)	1,32,91,089	1,27,61,994
Water intensity per rupee of turnover (Total Water consumed/ Revenue from operation)	11.95 KL/ Lakh INR	10.86 KL/ Lakh INR
Water intensity per rupee of turnover adjusted for Purchasing Power Parity (PPP) (Total water consumption / Revenue from operations adjusted for PPP)	3.24 KL/ Lacs INR adjusted	3.094 KL/ Lacs INR adjusted PPP
Water intensity in terms of physical output	4.05 KL/ t Prod	4.20 KL/ t Prod
Water intensity (optional) – the relevant metric may be selected by the entity		

Note : Indicate if any independent assessment/ evaluation/assurance has been carried out by an external agency? (Y/N) If yes, name of the external agency.

Yes,

\*Data points are in accordance with Sustainability Report FY 2023-24 as per GRI Standards with limited assurance by Ernst & Young Associates LLP.

4. Provide the following details related to water discharged:

Parameter	FY'2022-23	FY'2021-22
Water discharge by destination and level of treatment (in kiloliters)		
(i) To Surface water		
- No treatment	0	0
- With treatment – please specify level of treatment	20,54,775 (primary treatment)	14,16,054 (primary treatment)
(ii) To Groundwater		
- No treatment	0	0
- With treatment – please specify level of treatment	0	0
(iii) To Seawater		
- No treatment	0	0
- With treatment – please specify level of treatment	0	0
(iv) Sent to third parties		
- No treatment	0	0
- With treatment – please specify level of treatment	3,55,977 (primary treatment)	3,12,898 (primary treatment)
(v) Others		
- No treatment	0	0
- With treatment – please specify level of treatment	0	0
Total water discharged (in kiloliters)	24,10,752	17,28,952

Note : Indicate if any independent assessment/ evaluation/assurance has been carried out by an external agency? (Y/N) If yes, name of the external agency.

Yes\*

\*Data points are in accordance with Sustainability Report FY 2023-24 as per GRI Standards with limited assurance by Ernst & Young Associates LLP.

5. Has the entity implemented a mechanism for Zero Liquid Discharge? If yes, provide details of its coverage and implementation.

Yes, two of the distillery units of DCM Shriram are Zero Liquid Discharge units. In addition, the effluent from the sugar units are treated in state-of-the-art ETP and treated water is utilized for irrigation purposes without discharging outside the plant premises. The sewage generated at various manufacturing sites is also treated in STP and utilized for horticulture inside the plant premises without discharging into any water bodies

6. Please provide details of air emissions (other than GHG emissions) by the entity, in the following format:

Parameter	Please specify unit	FY 2023-24	FY 2022-23
NOx	Metric tonnes	2,169	1,642
SOx	Metric tonnes	1,835	1,527
Particulate Matter (PM)	Metric tonnes	1,181	1,481
Persistent Organic Pollutants (POP)	NA	NA	NA
Volatile organic Compounds (VOC)	NA	NA	NA
Hazardous air pollutants (HAP)	NA	NA	NA
Others- please specify	NA	NA	NA

Note: Indicate if any independent assessment/ evaluation/ assurance has been carried out by an external agency? (Y/N) If yes, name of the external agency.

Yes\*

\*Data points are in accordance with Sustainability Report FY 2023-24 as per GRI Standards with limited assurance by Ernst & Young Associates LLP.

7. Provide details of greenhouse gas emissions (Scope 1 and Scope 2 emissions) & its intensity, in the following format: 9. Provide details related to waste management by the entity, in the following format:

Parameter	Unit	FY 2023-24	FY 2022-23
Total Scope 1 emissions (Break-up of the GHG into CO <sub>2</sub> , CH <sub>4</sub> , N <sub>2</sub> O, HFCs, PFCs, SF <sub>6</sub> , NF <sub>3</sub> , if available)	Metric tonnes of Co <sub>2</sub> equivalent	CO <sub>2</sub> :23,74,463 CH <sub>4</sub> : 15,398 N <sub>2</sub> O: 29,011 Total: 24,18,872	CO <sub>2</sub> :20,75,150 CH <sub>4</sub> : 12,794 N <sub>2</sub> O: 24,476 Total: 21,12,450
Total Scope 2 emissions (Break-up of the GHG into CO <sub>2</sub> , CH <sub>4</sub> , N <sub>2</sub> O, HFCs, PFCs, SF <sub>6</sub> , NF <sub>3</sub> , if available)	Metric tonnes of CO <sub>2</sub> equivalent	2,92,413	7,47,487
Total Scope 1 and Scope 2 emissions per rupee of turnover	tCO <sub>2</sub> e/ Revenue in Lakh INR	2.4	2.4
Total Scope 1 and Scope 2 emission intensity per rupee of turnover adjusted for Purchasing Power Parity (PPP)	tCO <sub>2</sub> e/ Revenue in Lacs INR adjusted PPP	0.66	0.69
Total Scope 1 and Scope 2 emission intensity (optional) – the relevant metric may be selected by the entity	Emission/ Ton of Production MT/TON	0.83	0.94
Total Scope 1 and Scope 2 emission intensity – the relevant metric may be selected by the entity (optional)		-	-

Note: Indicate if any independent assessment/ evaluation/ assurance has been carried out by an external agency? (Y/N) If yes, name of the external agency.

Yes\*

\*Data points are in accordance with Sustainability Report FY 2023-24 as per GRI Standards with limited assurance by Ernst & Young Associates LLP.

8. Does the entity have any project related to reducing Greenhouse Gas emissions? If yes, then provide details.

The below initiatives has resulted in cumulative reduction of 29,94,125 tCO<sub>2</sub>e emissions

- Use of Biomass in the energy mix at Bharuch and Kota
- Use of Bagasse and Slop for generating power in Sugar and Distillery units
- Contracted supply of 50.4 MW Renewable Power at Bharuch
- Installed Planetary Drive at Pug mill, Magma mixer & Crystallizers at Rupapur and Ajbapur
- Installation of New efficient Helical types of Roots blowers at

Fertilizer plant in Kota

- Introduction of Anthracite Briquettes (Alternate Fuel/Reductant) in all the Carbide Furnaces at PVC plant in Kota
- Re-membraning of 3 electrolyzers with addition of 40 elements in Caustic plant at Bharuch
- Replacement of conventional light fitting with LED

9. Provide details related to waste management by the entity, in the following format:

Parameter	FY 2023-24	FY 2022-23
Total Waste generated (in metric tonnes)		
Plastic waste (A)	1666	1118
E-waste (B)	11.34	5.45
E-waste (Numbers)	1239	1052
Bio-medical waste (C)	0.07	0.07
Construction and demolition waste (D)	NA	NA
Battery Waste (E)	3.09	3.91
Battery Waste (Numbers)	229	345
Radioactive waste (F)	NA	NA
Other Hazardous waste. Please specify, if any. (G)	502	476
Other Non-hazardous waste generated (H). Please specify, if any. (Break-up by composition i.e. by materials relevant to the sector)	4,12,473	4,33,338
<b>Total (A+B+C+D+E+F+G+H)</b>	<b>4,14,655</b>	<b>4,34,941</b>
Waste intensity per rupee of turnover (Total waste generated / Revenue from operations)	0.0037 (Kg/ INR)	0.0037 (Kg/ INR)
Waste intensity per rupee of turnover adjusted for Purchasing Power Parity (PPP) (Total waste generated / Revenue from operations adjusted for PPP)	0.0010	0.0011
Waste intensity in terms of physical output Waste intensity (optional) – the relevant metric may be selected by the entity	0.13	0.14
For each category of waste generated, total waste disposed by nature of disposal method (in metric tonnes)		
Category of waste	FY 2023-24	FY 2022-23
(i) Recycled	3,82,458	4,02,907
(ii) Re-used	0	0
(iii) Other recovery operations	0	0
<b>Total</b>	<b>3,82,458</b>	<b>4,02,907</b>
For each category of waste generated, total waste disposed by nature of disposal method (in metric tonnes)		
Category of waste		
(i) Incineration	0	0
(ii) Landfilling	32,197	32,034
(iii) Other disposal operations	0	0
<b>Total</b>	<b>32,197*</b>	<b>32,034</b>

\*It includes accumulated brine sludge (15,052Tonnes)that also has been disposed during the year.

\*\* It includes accumulated brine sludge (13,647 Tonnes) that also has been disposed during the year.

Note : Indicate If any independent assessment /evaluation /assurance has been carried out by an external agency? (Y/N) If yes, name of the external agency.

Yes\*

\*Data points are in accordance with Sustainability Report FY 2023-24 as per GRI Standards with limited assurance by Ernst & Young Associates LLP.

10. Briefly describe the waste management practices adopted in your establishments. Describe the strategy adopted by your company to reduce usage of hazardous and toxic chemicals in your products and processes and the practices adopted to manage such wastes.

In order to promote resource efficiency and waste management, we have adopted practices around circularity such as

- resource use optimization,
- recycling,
- upcycling or re manufacturing, and,
- reuse

In order to control our impact on the environment, DCM Shriram employs the three R's: Reduce, Reuse, and Recycle. All non-reusable waste are discarded through approved recyclers endorsed by the State Pollution Control Board.

Utilizing fly ash from a Thermal Power Plant and waste lime sludge from Calcium Carbide, the company produces cement. In sugar plants, entire press mud and ash are mixed for distribution to farmers as manure. During the financial year, molasses based distillery units at two of its Sugar sites is operated utilizing the molasses waste generated from sugar mill for producing Ethanol. In distillery unit, slop is mixed with bagasse which is used in boiler as a fuel. Its Ash is rich in Potash and readily usable as manure. Entire treated water from ETP in Sugar mills is utilized for irrigation and treated water from Distilleryunits at Hariawan and Ajbapur are 100 % recycled in the distillery process thereby reducing net intake of fresh water.

With approval from GPCB, the diluted sulfuric acid (78-80%) that is produced at the caustic soda process plant is used in nearby industries to recycle it completely. In the processes for handling intermediate products, plastic drums generated from various process plants used raw materials are repurposed. In distillery units, plastic drums are sent back to the raw material supplier for reusing the same thereby saving resource. During the year, 1463 nos. drums were reused.

11. If the entity has operations/offices in/around ecologically sensitive areas (such as national parks, wildlife sanctuaries, biosphere reserves, wetlands, biodiversity hotspots, forests, coastal regulation zones etc.) where environmental approvals / clearances are required, please specify details in the following format:

S. No.	Location of operations /offices	Type of operations	Whether the conditions of environmental approval clearance are being complied with? (Y/N) If no, the reasons thereof and corrective action taken, if any.
None of the DCM Shriram offices / plants are located around ecologically sensitive areas			

12. Details of environmental impact assessments of projects undertaken by the entity based on applicable laws, in the current financial year :

Name and brief details of project	EIA Notification No.	Date	Whether conducted by independent external agency (Yes / No)	Results communicated in public domain (Yes / No)	Relevant Web link
Nil					

13. Is the entity compliant with the applicable environmental law/ regulations/ guidelines in India; such as the Water (Prevention and Control of Pollution) Act, Air (Prevention and Control of Pollution) Act, Environment protection act and rules thereunder (Y/N). If not, provide details of all such non-compliances, in the following format:

Yes, the Company is in compliance with the applicable environmental laws/regulations/guidelines

S. No.	Specify the law/ regulation/ guidelines which was not complied with	Provide details of the non-compliance	Any fines/ penalties / action taken by regulatory agencies such as pollution control boards or by courts	Corrective action taken if any
Not applicable				

#### Leadership Indicators

1. Water withdrawal, consumption and discharge in areas of water stress (in kiloliters):

For each facility / plant located in areas of water stress, provide the following information:

- Name of the area : NA
- Nature of operations : NA
- Water withdrawal, consumption and discharge in the following format:

Parameter	FY'2023-24	FY'2022-22
Water withdrawal by source (in kiloliters)		
(i) Surface water	NA	
(ii) Groundwater		
(iii) Third party water		
(iv) Seawater / desalinated water	NA	
(v) Others (Recycled) Recovered water from Treated Effluent		
Total volume of water withdrawal (in kiloliters)		
Total volume of water consumption (in kiloliters)		
Water intensity per rupee of turnover (Water consumed / turnover)		
Water intensity (optional) - the relevant metric may be selected by the entity		
Water discharge by destination and level of treatment (in kiloliters)		
(i) Into Surface water		
- No treatment	NA	
- With treatment - please specify level of treatment		
(ii) Into Ground water		
- No treatment	NA	
- With treatment - please specify level of treatment		
(iii) Into Seawater		
- No treatment	NA	
- With treatment - please specify level of treatment		
(iv) Sent to third parties		
- No treatment	NA	
- With treatment - please specify level of treatment		
(v) Others		
- No treatment	NA	
- With treatment - please specify level of treatment		
Total water discharged (in kiloliters)		

Note : Indicate if any independent assessment / evaluation / assurance has been carried out by an external agency? (Y/N) If yes, name of the external agency.

Not Applicable.



2. Please provide details of total Scope 3 emissions & its intensity, in the following format:

Parameter	Unit	FY 2023-24	FY 2022-23
Total Scope 3 emissions (Break -up of the GHG into CO <sub>2</sub> , CH <sub>4</sub> , N <sub>2</sub> O, HFCs, PFCs, SF <sub>6</sub> , NF <sub>3</sub> , if available)	Metric tonnes of CO <sub>2</sub> equivalent	10,49,576 tCO <sub>2</sub>	9,97,175 tCO <sub>2</sub> *
Total Scope 3 emissions per rupee of turnover	Metric tonnes of CO <sub>2</sub> equivalent	0.4 x 10 <sup>-4</sup>	0.3 x 10 <sup>-4</sup>
Total Scope 3 emission intensity (optional) - the relevant metric may be selected by the entity	Metric tonnes of CO <sub>2</sub> equivalent per ton of product	0.78	0.73

\* LCA as per cradle to gate methodology using Gabi software following ISO 14040 / 14044 for the Products manufactured at Bharuch & Kota sites during FY21-22 and FY23-24 respectively.

Note : Indicate if any independent assessment / evaluation / assurance has been carried out by an external agency? (Y/N) If yes, name of the external agency.

Yes, Sphera.

3. With respect to the ecologically sensitive areas reported at Question 10 of Essential Indicators above, provide details of significant direct & indirect impact of the entity on biodiversity in such areas along-with prevention and rededication activities.

Not Applicable, as DCM Shriram does not have any operations in ecologically sensitive areas.

4. If the entity has undertaken any specific initiatives or used innovative technology or solutions to improve resource efficiency, or reduce impact due to emissions / effluent discharge / waste generated, please provide details of the same as well as outcome of such initiatives, as per the following format:

Sr. No	Initiative undertaken	Details of the initiative (Web-link, if any, may be provided along-with summary)	Outcome of the initiative
1.	Renewable Power supply at Bharuch Plant	Contracted supply of 50.4 MW Renewable Power started from June'23 on captive model RE power.	92176 tCO <sub>2</sub> e saved per year
2.	Re-membraning of electrolyzers at Bharuch Plant	IRE-membraning of 3 electrolyzers (510 membranes replaced out of 3018) with addition of 40 elements in Caustic Soda Plant at Bharuch	2282 tCO <sub>2</sub> e saved per year
3.	Recycling of waste material from uPVC fabrication workshops	Cut pieces and profile wastes from various uPVC fabrication workshops are collected and recycled to save use of virgin raw material for making windows and doors profiles at Kota.	Around 4-5% savings of the virgin raw material
4.	Introduction of Anthracite Briquettes at PVC Plant, Kota	Introduction of Anthracite Briquettes (Alternate Fuel/ Reductant) in all the Carbide Furnaces.	5146 MWh units saved
5.	Use of Energy Efficient technology at Fertilizer plant, Kota.	Installation of New efficient Helical types of Roots blowers.	420 MWh units saved
6.	Use of Energy Efficient technology at Ajbapur and Rupapur Sites (Sugar Business)	Installation of 2 Nos. Planetary Drive in Crystallizers at Ajbapur and Installation of 04 Nos. Planetary Drive at Pug mill, lime tank & Crystallizers at Rupapur.	178.5 MWh units saved
7.	Use of Energy Efficient technology at Loni plant (Sugar Business).	Lump Breaker installed at CAW pug mill.	183.6 MWh units saved

5. Does the entity have a business continuity and disaster management plan? Give details in 100 words/ weblink.

Yes. As part of our business continuity plan, we have a plan in place for an emergency response in the event of any unforeseen circumstances. Everyone involved receives regular instruction on how to use tools like fire extinguishers and First Aid. In order to prepare for an efficient response in the event of an emergency, regular mock drills are also conducted on a variety of emergency scenarios. All of these risks are the subject of risk mapping based on their likelihood and impact. Regular audits and mock drills are conducted to assess the health of the emergency response plan and strengthen the system.

A plan for emergency preparedness includes:

- Key risks and hazards;
- Analysis of likelihood of occurrence and impact;
- Implementation of a mitigation strategy with delegated responsibilities;
- Publication of the plan to all relevant stakeholders

6. Disclose any significant adverse impact to the environment, arising from the value chain of the entity. What mitigation or adaptation measures have been taken by the entity in this regard?

Agriculture contributes to adverse environmental impacts such as, excessive water consumption, water pollution due to pesticide run-off, soil degradation, etc. DCM Shriram is undertaking multiple initiatives by engaging farmers to promote sustainable agricultural practices. For instance, treated water from our sugar sites is provided to farmers for irrigation, reducing the amount of fresh ground water withdrawn. DCM Shriram is also providing press mud, sludge and bagasse ash from sugar mills to farmers for soil amelioration in order to reduce the usage of chemical fertilizers.

In addition to above, as part of our Water Conservation initiative, desilting at Panai Jhabar (wetland) in Uttar Pradesh helped in creating surface water holding capacity, recharging ground water aquifers, sustaining aquatic flora and fauna indigenous to the area, including the elegant Sarus Crane thereby improving biodiversity and ecosystem. Furthermore, during the year 3 rain water harvesting ponds and 7 rain water structures have been constructed and 4 ponds were renovated and desilted resulting in additional water recharge capacity.

In order to reduce impact of emission arising out of transportation, finished products such as Chlorine, Caustic lye and Hydrogen at our Bharuch site are transported through pipelines in place of trucks/tankers saving use of fossil fuels in transportation. Furthermore, at our Kota site, raw materials and finished products are transported in racks saving fossil fuel to reduce GHG emission.

Initiatives are undertaken for waste minimization, reuse and recycling to mitigate its impact on the environment. Lime sludge, fly ash and bagasse are recycled for utilization in manufacturing cement and generating power. Also majority of the wastes generated from the processes are recycled on-site and off-site for its effective utilization with an objective of reducing waste for disposal to landfill. Plastic wastes introduced into the market through the finished products such as Cement, Urea, Sugar and PVC in the form of plastic bags are also recycled through the authorized plastic re-processors in line with our EPR obligation.

7. Percentage of value chain partners (by value of business done with such partners) that were assessed for environmental impacts.

100% (For Tier 1 Suppliers)

PRINCIPLE 7: Businesses, when engaging in influencing public and regulatory policy, should do so in a manner that is responsible and transparent

Essential Indicators

1. a. Number of affiliations with trade and industry chambers/ associations.  
20
- b. List the top 10 trade and industry chambers/ associations (determined based on the total members of such body) the entity is a member of/ affiliated to.

S. No.	Name of the trade and industry chambers/ associations	Reach of trade and Industry chambers/ associations (State/National)
1	Federation of Seed Industry of India (FSII)	National
2	Confederation of Indian Industry (CII)	National
3	Federation of Indian Chamber of Commerce and Industries (FICCI)	National
4	Fertilizer Association of India (FAI)	National
5	Cement Manufacturing Associations (CMA)	National
6	Indian Sugar Mills Association (ISMA)	National
7	Alkali Manufacturers Association of India (AMAI)	National
8	All India Distillers' Association (AIDA)	National
9	Crop Care Federation of India (CCFI)	National
10	UPVC Window and Door Manufacturers Association (UWDMA)	National

2. Provide details of corrective action taken or underway on any issues related to anti- competitive conduct by the entity, based on adverse orders from regulatory authorities.

Name of authority	Brief of the case	Corrective action taken
Not applicable	Not applicable	Not applicable

Leadership Indicators

1. Details of public policy positions advocated by the entity:

S. No.	Public policy advocated	Method resorted for such advocacy	Whether information available in public domain? (Yes/No)	Frequency of review by Board (Annually/ Half yearly/ Quarterly / Others - please specify)	Web Link, if available
	Not applicable	Not applicable	Not applicable	Not applicable	Not applicable

**PRINCIPLE 8: Businesses should promote inclusive growth and equitable development**

1. Details of Social Impact Assessments (SIA) of projects undertaken by the entity based on applicable laws, in the current financial year:

Essential Indicators

Name and brief details of project	SIA notification No.	Date of Notification	Whether conducted by independent external agency (Yes/No)	Results communicated in public domain (Yes / No)	Relevant Web link
Not applicable					

2. Provide information on project(s) for which ongoing Rehabilitation and Resettlement (R&R) is being undertaken by your entity, in the following format:

S. No.	Name of Project for which R&R is ongoing	State	District	No. of Project Affected Families (PAFs)	% of PAFs covered by R&R	Amounts paid to PAFs in the FY (In INR)
Not applicable						

3. Describe the mechanisms to receive and redress grievances of the community.

As part of the program design, regularly feedback to address community needs is collected. Additionally, in FY 23-24, a monitoring and evaluation system conducted by a third party, Give Grants was introduced. This involves quarterly site visits and cadence calls with partners and key stakeholders within the community to assess all programs' impact and receive insights from the community

4. Percentage of input material (inputs to total inputs by value) sourced from suppliers:

	FY'2023-24	FY'2022-23
Directly sourced from MSMEs/ small producers	24%	20%
Sourced directly from within the district and neighboring districts*	73%	68%

\* For all our manufacturing sites across India in the States of Uttar Pradesh, Gujarat, Rajasthan, Tamilnadu and Telangana State.

5. Job creation in smaller towns – Disclose wages paid to persons employed (including employees or workers employed on a permanent or non-permanent / on contract basis) in the following locations, as % of total wage cost.

Location	FY 2023-24 Current Financial Year	FY 2022-23 Previous Financial Year
Rural	30%	29%
Semi-urban	6%	6%
Urban	32%	34%
Metropolitan	32%	31%

Leadership Indicators

1. Provide details of actions taken to mitigate any negative social impacts identified in the Social Impact Assessments (Reference: Question 1 of Essential Indicators above):

Details of negative social impact identified	Corrective action taken
Not applicable	Not applicable

2. Provide the following information on CSR projects undertaken by your entity in designated aspirational districts as identified by government bodies:

S. No.	State	Aspirational District	Amount spent (In INR)
1	Uttar Pradesh - Agri Skilling project	Sonbhadra	30,00,000

3. (a) Do you have a preferential procurement policy where you give preference to purchase from suppliers comprising marginalized / vulnerable groups?(Yes/No)

Yes

- (b) From which marginalized /vulnerable groups do you procure?

We source sugarcane for our Sugar and Distillery business from more than 70% of the small land-owning local farmers.

- (c) What percentage of total procurement (by value) does it constitute?

>80% (For Sugar and Distillery Business)

4. Details of the benefits derived and shared from the intellectual properties owned or acquired by your entity (in the current financial year), based on traditional knowledge:

S. No.	Intellectual Property based on traditional knowledge	Owned/ Acquired (Yes/No)	Benefit shared (Yes / No)	Basis of calculating benefit share
Not applicable*				

\* DCM Shriram has not acquired any intellectual property based on traditional knowledge.

5. Details of corrective actions taken or underway, based on any adverse order in intellectual property related disputes where in usage of traditional knowledge is involved.

Name of authority	Brief of the case	Corrective action taken
Not applicable		

6. Details of beneficiaries of CSR Projects:

S. No.	CSR Project	No. of persons benefited from CSR Projects	% Of beneficiaries from vulnerable and marginalized groups
1.	Preventive Healthcare Initiative - Khushali Sehat: Pregnant Women covered	10,044	100%

S. No.	CSR Project	No. of persons benefited from CSR Projects	% Of beneficiaries from vulnerable and marginalized groups
2.	Preventive Healthcare Initiative - Khushali Sehat: Lactating Mothers Covered	4,315	100%
3.	Preventive Healthcare Initiative - Khushali Sehat: Adolescent Girls Covered	30,963	100%
4.	Preventive Healthcare Initiative - Kishori Utkarsh Pahal: Adolescent girls reached	9,314	100%
5.	Sanitation Initiative - Khushali Swachhata (Solid Waste Management Unit): number of household where segregation of waste was conducted	6,104	100%
6.	Education Initiative - Khushali Shiksha: Number of students benefitted	3,741	100%
7.	Livelihood Initiative – Khushali Rozgaar: Number of girls trained in tailoring 100 Girls through Project Zardozi (Total-386)	286 Girls through Silai School Training.	100%
8.	Livelihood Initiative - Khushali Rozgar : Number of farmers benefitted	7000	100%
9.	Livelihood Initiative – Khushali Rozgaar: Number of students trained in Mobile and Laptop Repair 240 Students through Digital Literacy Course	70 through Mobile and Laptop Repair Course	100%
10.	Livelihood Initiative - Khushali Rozgar: Number of students trained in DCS operation	15	100%
11.	Livelihood Initiative – Khushali Rozgaar: Number of families benefitted through cattle development program	420	100%
12.	Rural Development Initiative – Infrastructure Development – Roads, Street lights, etc.	10,000	100%
13.	Water in Agriculture Initiative– Krishi Udyam Pariyojana - Number of farmers reached to create agri entrepreneurs to increase agri-mechanisation and allied agri business	15,000	100%
14.	Water in Agriculture Initiative – Upjau Mati Pariyojana – farmers reached to enhance soil health to promote composting at individual farmer and community level	18,400	100%

**PRINCIPLE 9: Businesses should engage with and provide value to their consumers in a responsible manner.**

Essential Indicators

1. Describe the mechanisms in place to receive and respond to consumer complaints and feedback.

DCM Shriram gives products roads to clients to raise questions or grievances and give criticism. In the Sugar, SFS, Bioseed, and Fenesta businesses, we have established a dedicated customer care service to receive and respond to telephonic customer complaints and grievances. Customers can also voice their concerns via a specific email address or phone number listed on each business's website..

2. Turnover of products and / services as percentage of turnover from all products / service that carry in formation about:

	As a percentage to total turnover
Environmental and social parameters relevant to the product	100%
Safe and responsible usage	100%
Recycling and/or safe disposal	100%

3. Number of consumer complaints in respect of the following:

	FY'2022-23		Remarks	FY'2021-22		Remarks
	Received during the year	Pending resolution at end of year		Received during the year	Pending resolution at end of year	
Data privacy	0	0		0	0	
Advertising	0	0		0	0	
Cyber -security	0	0		0	0	
Delivery of essential services	0	0		0	0	
Restrictive Trade Practices	0	0		0	0	
Unfair Trade Practices	0	0		0	0	
Other	5546	242	*Product Quality / Weight related issues including repair and maintenance complaints for all the businesses	3873	93	*Product Quality / Weight related issues including repair and maintenance complaints for all the businesses

\*Includes repair and maintenance related grievances. Considering normal turnaround time required for resolution of consumer complaints, during the year, 96% of the complaints have been resolved in best practical way to the satisfaction of customers and remaining are being resolved on an ongoing basis.

4. Details of instances of product recalls on account of safety issues:

	Number	Reason for recall
Voluntary recalls	0	Not applicable
Forced recalls	0	Not applicable

5. Does the entity have a framework/policy on cyber security and risks related to data privacy? (Yes/No) If available, provide a web-link of the policy.

Yes. The organization has established a framework to address cybersecurity, network safety, risks related to information security, and has a data privacy policy. To view the policy, visit the company's website at <https://www.dcmshriram.com/privacy-policy>

6. Provide details of any corrective actions taken or underway on issues relating to advertising, and delivery of essential services; cyber security and data privacy of customers; re-occurrence of instances of product recalls; penalty / action taken by regulatory authorities on safety of products /services.

No such case has been reported.

7. Provide the following information relating to data breaches:

a. Number of instances of data breaches along-with impact.

There has been no instance of data breach.

b. Percentage of data breaches involving personally identifiable information of consumers:

There has been no instance of data breach involving personally identifiable information of customers

**Leadership Indicators**

1. Channels / platforms where information on products and services of the entity can be accessed (provide web link, if available).

Details of all our products and services are provided on our website: <https://www.dcmshriram.com/>

2. Steps taken to inform and educate consumers about safe and responsible usage of products and/or services.

The product label displays additional information relevant for consumers to help them consume a higher valued product and appropriate usage. Information related to safe handling, direction of usage of products and specific certifications obtained by the company are also mentioned. All of these information is mentioned according to laws. For instance, our product calcium carbide's information label clearly mentions information on its non-usage of carbide for fruit ripening. To ensure safe transportation and educating consumers about safe and responsible usage of the products, MSDS is also supplied. Direction for Use (DFUs) are given with all the crop protection products.

3. Mechanisms in place to inform consumers of any risk of disruption/discontinuation of essential services.

Yes, customers are informed in advance of any disruptions to product or service delivery via email, phone, or in-person visit.

4. Does the entity display product information on the product over and above what is mandated as per local laws? (Yes/No/Not Applicable) If yes, provide details in brief.

No.

5. Did your entity carry out any survey about consumer satisfaction relating to the major products / services of the entity, significant locations of operation of the entity or the entity as a whole? (Yes/No)

Yes, the company engages with regular customers through formal and informal channels such as surveys, direct feedback from sales teams and plant personnel, one-on-one meetings, during dealer meet, and other similar events. To fine-tune operational strategies, customer and channel satisfaction surveys are frequently conducted. Apart from above, using internal summer interns, customer surveys also conducted as a part of their project.



# Board's Report

The Directors have pleasure in presenting the 35<sup>th</sup> Annual Report of the Company along with the Audited Financial Statements, both standalone and consolidated, for the financial year ended 31<sup>st</sup> March 2024.

## Financial Highlights

The results for the financial year ended 31<sup>st</sup> March, 2024 and 31<sup>st</sup> March, 2023 are as under:

(Rs. in Crores)

Particulars	Standalone		Consolidated	
	31-Mar-24	31-Mar-23	31-Mar-24	31-Mar-23
Revenue from operations	11,170.89	11,811.51	11,431.29	12,079.51
Profit before finance cost, depreciation and tax	1,055.38	1,763.11	1,089.22	1,726.10
Profit before tax	671.10	1,454.49	698.74	1,413.13
Profit after tax	426.25	961.49	447.10	910.84
Share of profit/(loss) of joint venture	-	-	-	-
Non-controlling interest	-	-	-	-
Other comprehensive income (after tax)	(7.16)	12.59	(7.71)	12.75
Total comprehensive income (after tax)	419.09	974.08	439.39	923.59
Basic/Diluted - EPS (Rs. per equity share)	27.33	61.66	28.67	58.41
Other equity	6,545.23	6,237.18	6,490.75	6,162.40

## State of Company's Affairs/Performance

During the financial year 2023-24, the Company witnessed a decline in its financial performance, primarily led by drop in product prices in Chloro-Vinyl segment, this was an industry-wide global scenario. Sugar including Ethanol, Fenesta Building Systems and Shriram Farm Solutions segments have performed well along with witnessing growth.

The Chlor-Vinyl segment reported a decline in earnings due to sharp reduction in product prices partially mitigated by lower input costs. Sugar and Ethanol business was stable despite few regulatory challenges. Fenesta Building Systems & Shriram Farm Solutions continued to grow with higher volumes and margins.

The Company's total revenue from operations at a standalone level stood at Rs.11,171 Crores in financial year 2023-24 vs. Rs.11,812 Crores last year. Chloro-vinyl business reported a decline in revenue of about 31% driven by lower product prices and lower volumes. Sugar and Ethanol business increased by 24% due to higher volumes and higher product prices of Sugar. Fenesta business registered a growth of 18% led by volumes, Shriram Farm Solutions business registered a 15% growth and Bioseed business registered a 22% growth in revenue. Fertilizer business witnessed a decline of ~ 24% led by lower gas prices which is a pass through.

Profit before depreciation, interest and tax stood at Rs.1,055 Crores, down ~40% over last year. The same was down ~37% on a consolidated basis. The decline was mainly on account of ~82% decrease in PBDIT of Chloro Vinyl primarily due to product prices, although the costs have declined led by energy costs but it was not commensurate with decline in product prices, leading to pressure on margins. Other three major businesses recorded an increase in PBDIT driven by higher volumes, improved product prices and better margins. Sugar up by 64%, Shriram Farm Solutions up by ~21% and Fenesta up by ~20%. Bioseed PBDIT improved significantly driven by higher volumes especially in India business. Fertiliser business recorded a decline of ~53% in PBDIT led by reduction in energy norms and lower gas prices. Cement businesses also registered an

improvement in PBDIT. Overall PBDIT margins declined to ~10% from ~15% last year.

Net Profit on standalone basis for financial year 2023-24 was lower by 56% to Rs.426 Crores from Rs.961 Crores in financial year 2022-23. It was down by ~51% on a consolidated basis. Net Debt (consolidated) as on 31<sup>st</sup> March 2024 stood at Rs.1,434 Crores vis-à-vis Rs.681 Crores as on 31<sup>st</sup> March 2023 led by surplus funds being utilized for project capex. Net Debt to equity stood at 0.23x as on 31<sup>st</sup> March 2024 vs 0.12x as on 31<sup>st</sup> March 2023.

The Company commissioned following projects in the financial year 2023-24 at an investment of ~ Rs.182 Crores:

- 44 MW (Peak) Renewable (Solar+ Wind) power via SPV route (group captive) is commissioned for meeting the power requirements at Bharuch, Gujarat Unit.
- 46,00 TPA Manufacture of Sulphate of Potash (in a 100% subsidiary) plant at Hariawan Sugar complex.
- Extrusion plant expansion at Kota and Façade fabrication plant at Hyderabad w.r.t. Fenesta Business.
- Water Soluble Fertiliser and Bio products (plant nutrients) manufacturing (in a 100% subsidiary) at Kota.

The following projects are under implementation:

### Bharuch

- 850 TPD caustic soda plant to be commissioned by Q1 FY'25. 600 TPD Caustic soda Flaker in Q2 FY'25.
- 56,100 TPA Hydrogen Peroxide facility expected to be completed by Q1/Q2 FY'25.
- 52,000 TPA Epichlorohydrine (ECH) facility with Glycerin purification facility is expected to be completed by Q1/Q2 FY'25.
- 120 MW coal based new power plant is underway and is expected to be commissioned in June / July'24.
- Anhydrous Sodium Sulphate System (AnSS) is expected to be completed by Q2 FY'25.

### Sugar

- 12 TPD Integrated Compressed Biogas Project at Ajbapur Sugar complex is expected to be completed by Q4 FY'25.
- 2,100 TCD expansion at Loni complex is expected to be completed by Q3 FY'25.

### Dividend

Your Directors are pleased to recommend a Final Dividend @ 130% i.e. Rs.2.60/- per equity share of Rs.2/- each for the year ended 31<sup>st</sup> March 2024, subject to approval of the Members at the ensuing Annual General Meeting ('AGM'). During the year, the Board had also declared an Interim Dividend @ 200% i.e. Rs.4/- per equity share of Rs.2/- each in February 2024. Therefore, subject to approval of Final Dividend by the shareholders, the total dividend for financial year 2023-24 will aggregate to 330% i.e. Rs.6.60/- per equity share of Rs.2/- each.

The Dividend Distribution Policy of the Company as approved by the Board is available on the Company's website at the following web link:

<https://www.dcmshriram.com/sites/default/files/Dividend%20Distribution%20Policy%20-%20Final%20-%20Website.pdf>

### Transfer to Reserves

During the financial year 2023-24, the Company transferred a total of Rs.6.13 Crores to Reserves, namely, Rs.5.97 Crores to General Reserve and Rs.0.16 Crores to Storage Fund for Molasses.

### Status of borrowings by way of issuance of debt securities

The Company was identified as a Large Corporate, pursuant to the erstwhile criteria prescribed by SEBI, as on 31<sup>st</sup> March 2021, 31<sup>st</sup> March 2022 and 31<sup>st</sup> March 2023. Pursuant to the same, the Company was required to raise 25% of its incremental borrowings by way of issuance of debt securities till the financial year 2023-24. However, the Company did not raise the required amount, as the Company borrows funds after exploring various products/options in the market and decides based on most optimal cost of funds.

### Number of Meetings of the Board

The Board met 5 times during the financial year 2023-24 i.e. on 2<sup>nd</sup> May 2023, 24<sup>th</sup> July 2023, 30<sup>th</sup> October 2023, 31<sup>st</sup> January 2024 and 27<sup>th</sup> February 2024.

### Report on Performance and Financial Position of Subsidiaries, Associates and JV Company

The details regarding the performance and financial position of Company's Subsidiaries, Associates, etc. are appearing in Form AOC-1 given at Annexure-1 of this Board's Report.

### Key updates on subsidiaries / associates of the Company

During the year under review, ReNew Green (GJ Nine) Private Limited has become Associate of the Company, as the Company has invested in its equity shares representing 31.20% of its paid-up share capital.

The contribution of subsidiaries and associates to the overall performance of the Company is outlined in Note No. 57 of the Consolidated Financial Statements.

### Risk Management Framework

The Company has in place an effective Risk Management Framework. The Company has also formulated a Risk Management Policy and further updated the Risk Management Framework during the financial year 2023-24 to align the same with the amendments in the SEBI (Listing Obligations and Disclosure Requirements) Regulations, 2015 (the "SEBI Listing Regulations 2015") on Risk Management and also to make it more contemporary and suitable to the requirements of changing business scenarios. These were approved by the Board on 31<sup>st</sup> January 2024. The said framework includes identification, assessment, response and monitoring system for mitigation of various risks.

### Company's Policy on Directors' Appointment and Remuneration

The criteria for Directors' appointment have been set up by the Nomination, Remuneration and Compensation Committee (NRCC), which, inter-alia, includes criteria for determining qualifications, positive attributes, independence of a Director, basis/criteria of remuneration to

Directors/KMPs and other matters provided under Section 178 of the Companies Act, 2013 ('the Act') and the SEBI Listing Regulations 2015.

The Company has a Remuneration Policy in place which deals in the remuneration of the Directors, Key Managerial Personnel (KMPs), Senior Management Personnel (SMPs) and other employees of the Company. The said remuneration policy is available on the Company's website at the following web link:

[http://www.dcmshriram.com/sites/default/files/Remuneration%20Policy\\_0.pdf](http://www.dcmshriram.com/sites/default/files/Remuneration%20Policy_0.pdf)

### Corporate Social Responsibility (CSR)

The details of the programs/activities undertaken as CSR along with Annual Report on CSR activities and the composition of CSR Committee are provided in a separate section, which forms part of this Board's Report. The Company has a policy on CSR which includes the guidelines on the major areas in which the Company engages itself with the CSR activities/projects and the manner of implementation and monitoring the activities/projects. The composition of the CSR committee, CSR Policy, details of activities/projects approved by the Board and details of impact assessment, are also available on the Company's website at the following web link: <https://www.dcmshriram.com/social-responsibility>

### Vigil Mechanism/Whistle Blower Policy

The Company has in place a Vigil Mechanism/Whistle Blower Policy which is available on the Company's website at the following web link:

<https://www.dcmshriram.com/sites/default/files/Vigil%20Mechanism%20Policy.pdf>

### Internal Complaints Committee on POSH

The Company has complied with the provisions relating to constitution of Internal Complaints Committee under the Sexual Harassment of Women at Workplace (Prevention, Prohibition and Redressal) Act, 2013 ("POSH"). During the financial year 2023-24, 1 case was reported on sexual harassment which stands resolved at the end of the financial year. The Company has a zero tolerance stand on sexual harassment, and is committed to raise awareness and ensure compliance on this subject.

### Cost Records

The Company is required to maintain Cost Records as directed by the Central Government pursuant to Section 148(1) of the Act and accordingly such accounts and records are prepared and maintained by the Company.

### Related Party Transactions

During the financial year 2023-24, there has been no materially significant Related Party Transaction between the Company and/or its related parties which requires disclosure in Form AOC-2.

The Company has formulated a Policy on dealing with Related Party transactions, which is available on the Company's website at the following web link:

<https://www.dcmshriram.com/sites/default/files/RPT%20Policy.pdf>

### Material Subsidiary Policy

The Company has formulated a Policy for determining Material Subsidiaries, which is available on the Company's website at the following web link. As on 31<sup>st</sup> March 2024, basis the above policy, there was no "Material Subsidiary" of the Company.

<https://www.dcmshriram.com/sites/default/files/MATERIAL%20SUBSIDIARY%20POLICY%20-%20FINAL.pdf>

### Particulars of Loans, Guarantees or Investments

The details of Loans, Guarantees and Investments covered under the provisions of Section 186 of the Act and relevant rules thereunder are given in the Notes to the Financial Statements.

### Fixed Deposits

1. The details relating to deposits for the financial year 2023-24, covered under Chapter V of the Act are as under:
  - a) Accepted including renewals during the year: Rs.24,08,74,399
  - b) Remained unpaid/ unclaimed as at the end of the year: Nil
  - c) There has been no default in repayment of deposits or payment of interest thereon during the financial year 2023-24.
2. All the deposits are in the compliance with the requirements of Chapter V of the Act.

### Internal Financial Controls with respect to Financial Statements

The Company has in place adequate Internal Financial Controls with respect to financial statements. No material weakness in the design or operation of such controls was observed during the financial year 2023-24.

### DCM Shriram Employee Stock Purchase Scheme

The Company has an Employee Stock Purchase Scheme ("DCM Shriram ESPS") duly approved by Members, which has been aligned with the SEBI (Share Based Employee Benefits and Sweat Equity) Regulations, 2021. DCM Shriram ESPS is a secondary market scheme and provides for grants of equity shares through Trust, purchased from secondary market, to the eligible employees, as may be decided by the Nomination, Remuneration and Compensation Committee, from time to time. The shareholders, vide Special Resolution passed on 4<sup>th</sup> June 2023 through postal ballot, have approved further acquisition of equity shares from the secondary market, upto 2% of the paid-up equity share capital, for the purpose of the scheme. There are no voting rights exercised on the shares held by the Trust. The details required as per the SEBI (Share Based Employee Benefits and Sweat Equity) Regulations, 2021 are available on the Company's website at the following web link:

<https://www.dcmshriram.com/DCM-Shriram-ESPS-Report>

### Directors and Key Managerial Personnel (KMP)

During the year, Mr. Ajay S. Shriram was re-appointed as Chairman & Senior Managing Director, and Mr. Vikram S. Shriram was re-appointed as Vice Chairman & Managing Director, for a period of 5 years w.e.f. 1<sup>st</sup> November 2023, which has been approved by the shareholders.

Mr. Aditya A. Shriram was appointed as a Director on the Board, liable to retire by rotation, and also as the Deputy Managing Director of the Company, for a period of 5 years w.e.f. 2<sup>nd</sup> July 2023, which has been approved by the shareholders. Mr. Ajit S. Shriram and Mr. Aditya A. Shriram, Directors liable to retire by rotation, retire at the ensuing AGM, and being eligible, offer themselves for re-appointment.

During the year under review, Mr. K.K. Kaul ceased to be a Whole-time Director and as Director, due to completion of his tenure on 1<sup>st</sup> July 2023.

Based on change of nomination received from Life Insurance Corporation of India (LIC), Ms. Sarita Garg, Nominee Director of LIC upto 31<sup>st</sup> October 2023, ceased office from the said date. In her place, Mr. Rabinarayan Mishra was appointed as the Nominee Director of LIC on the Board w.e.f. 1<sup>st</sup> November 2023, liable to retire by rotation, which has been approved by the shareholders.

The 2<sup>nd</sup> term of Independent Directors, namely, Mr. Pradeep Dinodia, Mr. Sunil Kant Munjal and Mr. Vimal Bhandari, will be ending at the ensuing AGM. The Board places on record deep appreciation for their valuable advice and exceptional guidance. Based on the recommendation of Nomination, Remuneration & Compensation Committee (NRCC), the Board has recommended the appointment of Mr. Pranam Wahi, Ms. Seema Bahuguna, Dr. Simrit Kaur and Mr. Vipin Sondhi as Independent Directors of the Company, for a period of 5 years from the conclusion of the ensuing 35<sup>th</sup> AGM i.e., 16<sup>th</sup> July 2024, for approval of the Shareholders at the ensuing AGM.

Based on recommendation of NRCC, the Board has recommended the appointment of Mr. Pradeep Dinodia as Non-Executive Non-Independent Director of the Company, liable to retire by rotation, effective from the conclusion of the ensuing 35<sup>th</sup> AGM of the Company, for approval of the Shareholders at the ensuing AGM.

The said persons are eligible for appointment/re-appointment in the respective capacity and the Company has received their consent(s) and requisite disclosure(s), etc. All the details required to be disclosed in connection with the appointment/re-appointment of Directors as above, are appearing in the Notice of AGM.

The Company has received declaration from all the existing and proposed Independent Directors confirming that they meet the criteria of independence as prescribed under Section 149 of the Act and Regulation 16 of SEBI Listing Regulations 2015. In the opinion of the Board, the said Directors possess the integrity, expertise and experience including proficiency required for their appointment as Independent Director in the Company.

Mr. Sameet Gambhir, Company Secretary & Compliance Officer, has resigned from the Company to pursue some other opportunities. His resignation has been accepted in the Board Meeting held on 6<sup>th</sup> May 2024 and will be effective from a mutually agreed date. The Board has appointed

Ms. Swati Patil Lahiri, General Manager (Corporate Laws), as the Acting Company Secretary & Compliance Officer effective from the cessation of office of Mr. Sameet Gambhir.

The details of familiarization programme for Independent Directors are available on the Company's website at the following web link:

<https://www.dcmshriram.com/independent-directors>

### Manner & Criteria of formal annual evaluation of Board's performance and that of its Committees and Individual Directors

In compliance with requirements of the Act and the SEBI Listing Regulations 2015, the formal annual performance evaluation of the Board, its Committees and Individual Directors has been conducted as under:

A. Manner of evaluation as recommended to the Board by the Nomination, Remuneration and Compensation Committee ("NRCC")

1. The Chairman of the Board consulted each Director separately about the performance of Board, Committees and other Directors and sought inputs in relation to the above. The Chairman then collated all the inputs and shared the same with the Board.
2. In respect of the evaluation of Chairman of the Board, the Chairman of NRCC collated the inputs from Directors about his performance as a Director and as Chairman of the Board/Company and as Chairman/Member of the Board Committees and shared the same with the Board.

The Board as a whole discussed the inputs on performance of Board/Committees/Individual Directors and performed the evaluation.

B. Criteria of evaluation as approved by the NRCC

The aforesaid evaluation was conducted as per the criteria laid down by the NRCC as follows :

Performance of	Evaluation Criteria
(i) Board as a whole	<ul style="list-style-type: none"> <li>• Structure of Board including Composition/ Diversity/ Process of appointment/ qualifications/ experience, etc.;</li> <li>• Fulfillment of functions of the Board (for instance guiding corporate strategy, risk policy, business plans, corporate performance, monitoring Company's governance practices etc., as per the Companies Act, 2013 and SEBI Listing Regulations 2015);</li> <li>• Meetings of Board (Number/Manner of board meetings) held during the year including quality/quantity/timing of circulation of agenda for Board Meetings, approval process/recording of minutes and timely dissemination of information to Board; and</li> <li>• Professional Development and Training of Board of Directors as required.</li> </ul>
(ii) Board Committees	<ul style="list-style-type: none"> <li>• Composition of Committee;</li> <li>• Fulfillment of functions of the Committee with reference to its terms of reference, the Companies Act, 2013 and the SEBI Listing Regulations 2015; and</li> <li>• Number of Committee meetings held during the year.</li> </ul>

Performance of	Evaluation Criteria
(iii) Individual Directors	<ul style="list-style-type: none"> <li>• Fulfillment of responsibilities as a director as per the Companies Act, 2013, the SEBI Listing Regulations 2015 and applicable Company policies and practices;</li> <li>• In case of the concerned director being Independent Director, Executive Director, Chairperson of the Board or Chairperson or member of the Committees, with reference to such status and role;</li> <li>• In case of Independent Directors, fulfillment of the independence criteria as specified under applicable Regulations and their independence from the management;</li> <li>• Board and/or Committee meetings attended; and</li> <li>• General meetings attended.</li> </ul>

### Particulars of Employees and Managerial Remuneration

The details required under Section 197(12) of the Act read with Rule 5(1) of the Companies (Appointment and Remuneration of Managerial Personnel) Rules, 2014, in respect of Directors, KMPs and other employees of the Company, are given in Annexure-2 of this Board's Report. However, in terms of Section 136(1) of the Act, the Report and Financial Statements are being sent to the Members and others entitled thereto, excluding the Statement of Particulars of Employees as required under Rule 5(2) of the Companies (Appointment and Remuneration of Managerial Personnel) Rules, 2014 as amended. The said statement is available for inspection by the Members at the Registered Office of the Company during business hours on working days up to the date of the ensuing Annual General Meeting.

### Composition of Audit Committee

As on the date of this report, the Audit Committee comprises of 4 Non-Executive Independent Directors, viz., Mr. Pradeep Dinodia as Chairman Ms. Ramni Nirula, Mr. Sunil Kant Munjal and Mr. Pravesh Sharma as Members.

### Composition of other Committees

Details regarding composition of other Committees of the Board are mentioned in the Corporate Governance Report forming part of this Annual Report.

### Annual Return

In terms of Section 92(3) of the Act and Rule 12 of the Companies (Management and Administration) Rules, 2014, the Annual Return of the Company is available on the Company's website at the following web link:

[https://www.dcmshriram.com/annual\\_reports](https://www.dcmshriram.com/annual_reports)

### Conservation of Energy, Technology Absorption and Foreign Exchange Earnings and Outgo

The particulars relating to conservation of energy, technology absorption, foreign exchange earnings and outgo are given in Annexure-3 of this Board's Report.

### Secretarial Audit Report

The Board had appointed M/s RMG & Associates, Company Secretaries, New Delhi (Firm Registration no. P2001DE016100) as Secretarial Auditors of the Company for the financial year 2023-24. The Secretarial Audit Report for the financial year 2023-24 received from the Secretarial Auditors, is

attached as Annexure-4 to this Board's Report. The Secretarial Audit Report does not contain any qualification or reservation or adverse remark or disclaimer.

#### Secretarial Standards

The Company is in compliance with the Secretarial Standards issued by the Institute of Company Secretaries of India (ICSI) on Meetings of the Board of Directors (SS-1) and General Meetings (SS-2).

#### Management Discussion and Analysis

A separate section on Management Discussion and Analysis on the operations of the Company forms part of this Annual Report.

#### Business Responsibility and Sustainability Report

A separate section on Business Responsibility and Sustainability Report prepared pursuant to Regulation 34(2)(f) of the SEBI Listing Regulations 2015 forms part of this Annual Report.

#### Corporate Governance

The Company is committed to adhere to the best Corporate Governance practices. A separate section on Corporate Governance, along with a certificate from the Statutory Auditors of the Company regarding compliance of conditions of Corporate Governance as stipulated under the SEBI Listing Regulations 2015, forms part of this Annual Report.

#### Statutory Auditors

Pursuant to Section 139 of the Act, M/s Deloitte Haskins & Sells, Delhi, a firm of Chartered Accountants (FRN No.015125N) were appointed as Statutory Auditors of the Company by the Members in its 33<sup>rd</sup> Annual General Meeting (AGM) held on 19<sup>th</sup> July 2022 for a period of five years i.e. from the conclusion of 33<sup>rd</sup> AGM till the conclusion of 38<sup>th</sup> AGM.

The Reports given by the Statutory Auditors on the financial statements (Standalone and Consolidated) of the Company for the financial year 2023-24 are forming part of this Annual Report. The said Reports are unmodified and there are no qualifications, reservation, adverse remark or disclaimer.

#### Directors' Responsibility Statement

Your Directors state that:

- a) In preparation of annual accounts for the year ended 31<sup>st</sup> March 2024, the applicable accounting standards have been followed and there are no material departures;
- b) They have selected such accounting policies and applied them consistently and made judgments and estimates that are reasonable and prudent so as to give a true and fair view of the state of affairs of the Company as at 31<sup>st</sup> March 2024 and of the profit of the Company for that period;

- c) They have taken proper and sufficient care for the maintenance of adequate accounting records in accordance with the provisions of the Act for safeguarding the assets of the Company and for preventing and detecting fraud and other irregularities;
- d) They have prepared the annual accounts on a going concern basis;
- e) They have laid down internal financial controls as followed by the Company and that such internal financial controls are adequate and are operating effectively; and
- f) They have devised proper systems to ensure compliance with the provisions of all applicable laws and that such systems are adequate and operating effectively.

#### Significant and material orders

There are no significant and material orders passed by any regulators or courts or tribunals impacting the going concern status and the Company's operations in future.

#### Industrial Relations

The Company continued to maintain harmonious and cordial relations with its workmen in all its divisions, which enabled it to achieve this performance level on all fronts.

#### Other Disclosures

- (i) No material change or commitment has occurred after close of the financial year 2023-24 till the date of this Report, which affects the financial position of the Company.
- (ii) There are no proceedings initiated / pending against the Company under the Insolvency and Bankruptcy Code, 2016 which impact the business of the Company.
- (iii) There were no instances of one time settlement which require valuation from Banks or Financial institutions.
- (iv) There were no instances of any fraud reported by the Auditors under Section 143(12) of the Act.

#### Acknowledgements

The Directors wish to thank all Customers, Suppliers, the Government Authorities, Financial Institutions, Bankers, Other Business Associates, Stakeholders and Members for the co-operation and encouragement extended to the Company. The Directors also place on record their deep appreciation for the contribution made by the employees at all levels.

New Delhi  
6<sup>th</sup> May 2024

On behalf of the Board  
AJAY S. SHRIRAM  
Chairman & Senior Managing Director  
DIN: 00027137



## Performance and financial position of Company's Subsidiaries and Associates

## Part "A" - Subsidiaries

Name of the subsidiary	DCM Shriram Credit and Investments Ltd.	DCM Shriram Aqua Foods Ltd.	Bloseed India Ltd.	DCM Shriram Infrastructure Ltd.	Shriram Bloseed Ventures Ltd.	Shriram Rural Ventures Ltd.	Fenesta India Ltd.	Shriram Polytex Limited	DCM Shriram Bio Enchem Limited	DCM Shriram Prochem Limited	DCM Shriram Ventures Limited	Shriram Aqsmart Limited	DCM Shriram Foundation <sup>(i)</sup>	Shridhar Shriram Foundation <sup>(ii)</sup>	Bloseed Research Philippines INC <sup>(iii)</sup>	Bloseed Holdings Ple. Ltd.	Bloseed Research USA INC
The Date since when the Subsidiary was acquired/incorporated	12-05-1993	12-06-1995	20-07-2000	12-12-2003	30-06-2007	18-12-2007	18-12-2008	19-10-2021	11-03-2022	11-03-2022	30-03-2022	11-07-2022	30-11-2007	02-09-2010	16-07-2002	31-01-2009	12-07-2012
Reporting period for the subsidiary concerned, if different from the holding Company's reporting period	N/A	N/A	N/A	N/A	N/A	N/A	N/A	N/A	N/A	N/A	N/A	N/A	N/A	N/A	N/A	N/A	N/A
Reporting currency and Exchange rate as on the last date of the relevant Financial year in the case of foreign subsidiaries	N/A	N/A	N/A	N/A	N/A	N/A	N/A	N/A	N/A	N/A	N/A	N/A	N/A	N/A	USD RS. 83.40 /USD	USD RS. 83.40 /USD	USD RS. 83.40 /USD
Share capital	9.00	8.35	0.10	0.05	7.43	1.00	0.05	3.47	2.76	0.01	0.02	1.96	0.01	0.05	52.58	338.96	0.21
Other Equity	(6.05)	(3.16)	(0.07)	(32.38)	165.46	(0.77)	0.13	67.16	52.56	(0.06)	(0.01)	18.57	(0.01)	(0.04)	21.19	(275.17)	(0.11)
Total assets	13.05	5.20	0.03	0.08	176.34	8.68	1.68	94.18	63.10	5.59	0.01	37.49	0.07	0.01	103.81	64.01	0.12
Total Liabilities	10.10	0.01	-*	32.41	3.45	8.45	1.50	23.55	7.78	5.64	-*	16.96	0.07	-*	30.04	0.22	0.02
Investments	1.57	-	-	-	0.84	-	-	-	-	-	-	-	-	-	-	41.92	-
Turnover	-	-	-	-	7.92	0.02	5.21	202.86	1.80	0.01	-	9.17	-	-	112.77	1.78	-
Profit/(loss) before taxation	(0.53)	0.22	-*	(0.09)	0.17	(0.09)	0.09	12.78	0.59	(0.07)	-*	0.75	4.15	(0.01)	14.62	0.23	(0.06)
Provision for taxation	-	-*	-	-	0.05	-*	0.06	3.27	0.11	(0.01)	-	0.13	-	-	3.49	0.06	-
Profit/(loss) after taxation	(0.53)	0.22	-*	(0.09)	0.12	(0.09)	0.03	9.51	0.48	(0.06)	-*	0.62	4.15	(0.01)	11.13	0.17	(0.06)
Other Comprehensive Income	0.55	-	-	-	-	-	-*	0.24	(0.02)	-	-	-*	-	-	(0.11)	-	-
Total Comprehensive Income	0.02	0.22	-*	(0.09)	0.12	(0.09)	0.03	9.75	0.46	(0.06)	-*	0.62	4.15	(0.01)	11.02	0.17	(0.06)
Proposed Dividend	-	-	-	-	-	-	-	-	-	-	-	-	-	-	-	-	-
% of shareholding	100.00%	100.00%	100.00%	100.00%	100.00%	100.00%	100.00%	100.00%	100.00%	100.00%	100.00%	100.00%	100.00%	100.00%	99.99%	100.00%	100.00%

\* represent amount less than RS: 50 thousands

Notes:

- In case of foreign subsidiaries, the assets and liabilities have been translated into Indian Rupees at the closing exchange rate at the year end and whereas statement of profit and loss numbers have been translated into Indian Rupees at average exchange rate for the year.
- Names of subsidiaries which are yet to commence operations :  
(i) DCM Shriram Ventures Limited
- Names of subsidiaries which have been struck off/liquidated during the year : None
- Based on financial statement prepared for consolidation purposes as per Ind AS.
- Companies incorporated in US of the Companies Act 2013 and are not considered for consolidated (Refer note 1.3 of consolidated financial statements)

## DCM SHRIRAM LIMITED : NEW DELHI

### AOC -1 - Part "B": Associates

Statement pursuant to Section 129(3) of the Companies Act, 2013 related to Associate Companies

Name of Associate Company	Renew Green (GJ Ten) Private Limited	Renew Green (GJ Nine) Private Limited
Latest audited Balance Sheet date	Not available*	Not available*
Date on which the Associate was associated or acquired	February 23, 2023	May 18, 2023
No. of Shares of Associate held by the Company at the year end	2,82,49,455	1,90,96,000
Amount of Investment in Associate	Rs. 31.07 Crores	Rs. 19.10 Crores
Extent of Holding %	31.2%	31.2%
Description of how there is significant influence	Holding more than 20% of the total paid-up share capital of the Company	Holding more than 20% of the total paid-up share capital of the Company
Reasons why the Associate is not consolidated	Investment in Associate is valued at fair value through profit & loss (FVTPL) (Also refer note 1.3 (a) of consolidated financial statements).	Investment in Associate is valued at fair value through profit & loss (FVTPL) (Also refer note 1.3 (a) of consolidated financial statements).
Networth attributable to Shareholding as per latest audited Balance Sheet	Not available *	Not available *
Total Comprehensive Income/(Loss) for the year		
i. Considered in Consolidation	NIL	NIL
ii. Not Considered in Consolidation	Not available *	Not available *

Notes:

- Names of associate which are yet to commence operations : None
- Names of associate which have been liquidated or sold during the year : None

\* Audited financial statement of the Renew Green (GJ Ten) Private Limited and Renew Green (GJ Nine) Private Limited are not available as on date therefore required financial information is not reported in the above table.

Sameet Gambhir  
Company Secretary

Amit Agarwal  
Chief Financial Officer

Pradeep Dinodia  
Director  
DIN : 00027995

Ajay S. Shriram  
Chairman & Senior Managing Director  
DIN : 00027137

Date : May 06, 2024

Place : New Delhi

## Annexure - 2

### Information required under Section 197 of the Act read with Rule 5(1) of the Companies (Appointment & Remuneration of Managerial Personnel) Rules, 2014, as amended

- (i) (a) The percentage increase in remuneration of each Director during the financial year 2023-24 and ratio of the remuneration of each Director to the median remuneration of the employees of the Company for the financial year 2023-24:

Sl. No.	Name of the Director and Designation	% increase in remuneration in the financial year 2023-24	Ratio of remuneration of each Director to the median remuneration of employees
1.	Mr. Ajay S. Shriram Chairman & Senior Managing Director & KMP	13.66%	211:1
2.	Mr. Vikram S. Shriram Vice Chairman & Managing Director	12.62%	210:1
3.	Mr. Ajit S. Shriram Joint Managing Director	15.23%	195:1
4.	Mr. Aditya A. Shriram Deputy Managing Director (w.e.f. 2-Jul-23)	NA	39:1
5.	Mr. K.K. Kaul Whole-time Director (upto 1-Jul-23)	18.32%	82:1
6.	Mr. Pradeep Dinodia Non-Executive Independent Director	-6.91%	17:1
7.	Mr. Sunil Kant Munjal Non-Executive Independent Director	-29.00%	7:1
8.	Mr. Vimal Bhandari Non-Executive Independent Director	-11.98%	7:1
9.	Ms. Ramni Nirula Non-Executive Independent Director	-5.65%	8:1
10.	Mr. Pravesh Sharma Non-Executive Independent Director	-5.08%	9:1
11.	Justice (Retd.) Vikramajit Sen Non-Executive Independent Director	-6.37%	7:1
12.	Ms. Sarita Garg* Nominee Director (LIC) (upto 31-Oct-23)	0.00%	6:1
13.	Mr. Rabinarayan Mishra* Nominee Director (LIC) (w.e.f. 1-Nov-23)		
14.	Mr. K.K. Sharma Whole Time Director (EHS)	9.65%	20:1

\*Paid to LIC of India.

- (b) The percentage increase in remuneration of Chief Financial Officer and Company Secretary during the financial year 2023-24:

Sl. No.	Name of KMP and Designation	% increase in Remuneration in the financial year 2023-24
1.	Mr. Amit Agarwal, Chief Financial Officer & KMP	38.83%
2.	Mr. Sameet Gambhir, Company Secretary & KMP	19.17%

- (ii) In the financial year 2023-24, there was an increase of 8.93% in the median remuneration of employees.
- (iii) There were 6,067 permanent employees on the rolls of the Company as on 31<sup>st</sup> March 2024.
- (iv) Average percentile increase already made in the salaries of employees other than the managerial personnel in the last financial year was 12.20% whereas the increase in managerial remuneration for the same financial year was 10.70%. The increase in managerial remuneration also includes Commission.
- (v) Affirmation :  
It is hereby affirmed that the remuneration paid is as per the Remuneration Policy of the Company.

Place : New Delhi  
Date : 6<sup>th</sup> May 2024

AJAY S. SHRIRAM  
Chairman & Senior Managing Director  
DIN : 00027137

## Annexure - 3

### Particulars of Conservation of Energy, Technology Absorption, Foreign Exchange Earnings and Outgo, as required under the Companies (Accounts) Rules, 2014.

#### A) CONSERVATION OF ENERGY

i. The steps taken and/or impact on conservation of energy:

KOTA COMPLEX	
<u>Fertiliser Plant</u>	<ul style="list-style-type: none"> <li>Installation of new efficient Helical types of Roots blowers to replace existing 3 nos. of twin lobe blowers, thereby resulting in power saving by 50 Kw or saving energy of 0.004 Gcal/MT Urea or 148 Mtoe/Annum.</li> <li>Installation of more efficient Urea Cooling Water pumps (3 nos.), thereby saving of power by 25 Kw or energy saving of 0.002 Gcal/MT Urea or 74 Mtoe/Annum.</li> <li>Installation of a Variable Frequency Drive (VFD) in additional Let Down Compressor. This has resulted in saving of power by 20 Kw or energy saving of 0.0015 Gcal/MT Urea or 59 Mtoe/Annum.</li> </ul>
<u>Power Plants</u>	<ul style="list-style-type: none"> <li>Replacement of old P35 inefficient BFP pumps with new efficient pump. 130kw saving achieved, resulting in 376 Mtoe/Annum saving.</li> <li>Exporting 36K Steam from P66 in place of low efficient P40 boiler, 100 TKcal/h coal energy saving achieved resulting in 81 Mtoe/Annum saving.</li> <li>Removal of P66 CEP impeller destaging, and has 28kw savings achieved resulting in 68 Mtoe/Annum saving.</li> <li>Installation of surface aerator in stilling chamber from pneumatic operated to Motor operated, 14kw savings achieved resulting in 43 Mtoe/Annum saving.</li> </ul>
<u>Chemicals Plant</u>	<ul style="list-style-type: none"> <li>Anode, Cathode and Membrane replacement for Electrolyzer "E" in CAG plant with an energy saving of 17,107 Kwh/Day i.e. 1,862 Mtoe/Annum.</li> <li>Stoppage of Chlorine compressor in CAG Plant with an energy saving of 3,240 Kwh/Day i.e. 352 Mtoe/Annum.</li> </ul>
<u>Cement Plant</u>	<ul style="list-style-type: none"> <li>Installation of Capacitor bank to improve power factor. 9kw saving achieved resulting in 24 Mtoe/Annum saving.</li> <li>Installation of VFDs in Kiln &amp; Coal Mill Auxiliary. 41kw saving achieved resulting in 101 Mtoe/Annum saving.</li> </ul>
<u>Plastics</u>	<ul style="list-style-type: none"> <li>Providing of VFD and replacement of conventional light fitting with LED light fitting. 115kw saving achieved resulting in 295 Mtoe/Annum saving.</li> <li>Introduction of Anthracite Briquettes (Alternate Fuel/Reductant) in all the Carbide Furnaces leading to better Energy efficiency. This has reduced 5 kg Fixed Carbon per ton of Calcium Carbide resulting in savings of 640Kwh/hr, equivalent to 1,605 Mtoe/Annum.</li> <li>Mechanization of Waste Heat Recovery Boiler (WHRB) dust handling &amp; thereby improving Steam generation by 7.2 TPD 14K steam resulting in saving of 120 Mtoe/Annum.</li> <li>Upgradation of cooling water circuit in PVC plant by providing new control vales &amp; instrument operated valves to take care of intermittent process requirement. This has helped to reduce the load on pumps. 88kw saving achieved resulting in 115 Mtoe/Annum saving.</li> </ul>
SAC – BHARUCH	
<u>Chemical Plant</u>	<ul style="list-style-type: none"> <li>Re-membraning of 3 electrolyzers (510 membranes replaced out of 3,018) with addition of 40 elements in caustic plant. Benefits - Rs.261.65 Lakhs/ Saving ~ 32.14 lakhs kwh</li> <li>Optimized boiler feed pump discharge pressure from 15 to 8 kg/cm2 in 66 MW Power Plant. Benefits - Rs.13.56 Lakhs/ Saving ~ 1.68 lakhs kwh</li> <li>De-staging of condensate extraction pump in 66 MW Power Plant. Benefits - Rs.16.81 Lakhs/ Saving ~ 2.10 lakhs kwh</li> <li>Optimized saturated brine pump impeller diameter from 277 to 290 mm in caustic 650 TPD. Benefits - Rs.2.39 Lakhs/ Saving ~ 0.28 lakhs kwh</li> </ul>

<u>SUGAR PLANTS - U.P.</u>	
<u>Ajbapur</u>	<p><u>Ajbapur Sugar</u></p> <ol style="list-style-type: none"> <li>Activity - Installation of 2 Nos. Planetary Drive at Crystallizer no 4&amp;6. <ul style="list-style-type: none"> <li>Benefit/ Power Saving/ Energy Saving - Reduction in Lubricants &amp; maintenance Cost and Power saving - 1,14,680 KWH</li> <li>Cost - Installation cost Rs.22 Lakhs</li> </ul> </li> <li>Activity - Flash Tank Installation for Condensate Harvesting for Boilers <ul style="list-style-type: none"> <li>Benefit/ Power Saving/ Energy Saving- All steam drains of 110 ata boiler &amp; TG collected at one place to recycle condensate, reduction in noise pollution &amp; PRDS pipe rack damage is also prevented.</li> <li>Cost - Rs.10 Lakhs</li> </ul> </li> </ol> <p><u>Ajbapur Distillery</u></p> <ol style="list-style-type: none"> <li>Activity - Flash steam from Dryer section to new 120 KLD plant for preheating the forced circulation Evaporator calandria. <ul style="list-style-type: none"> <li>Benefit/ Power saving/ Energy saving - Earlier, excess flash steam was venting to atmosphere. Now, saving steam consumption upto 0.4 ton/hr. and reduced bagasse consumption.</li> <li>Total Savings - 1,500 Mt bagasse saving</li> <li>Cost - Rs.5.0 Lakhs</li> </ul> </li> <li>Activity - Energy saving in using the heat of process condensate in pre heating the DM water i.e. boiler feed water; installation of PHE <ul style="list-style-type: none"> <li>Benefit/ Power saving/ Energy Saving - Save steam upto 0.4 ton/hr and reduces bagasse consumption.</li> <li>Total Savings- 1,500 Mt bagasse saving</li> <li>Cost - Rs.18 Lakhs</li> </ul> </li> </ol>
<u>Rupapur</u>	<ol style="list-style-type: none"> <li>Activity - Clear Juice PHE Automation <ul style="list-style-type: none"> <li>Benefit/ Power Saving/ Energy Saving - 0.5% on Cane Steam Saving</li> <li>Cost - Rs.20 Lakhs</li> </ul> </li> <li>Activity - Using of clear juice in Sugar crystal grain hardening <ul style="list-style-type: none"> <li>Benefit/ Power Saving/ Energy Saving-0.2 % on Cane Steam Saving</li> <li>Cost - Rs.5 Lakhs</li> </ul> </li> <li>Activity-Installation of 4 Nos. Planetary Drive at Pug mill, lime tank &amp; Crystallizers <ul style="list-style-type: none"> <li>Benefit/ Power Saving/ Energy Saving-Reduction in Lubricants &amp; maintenance Cost and Power saving – 63,840 kWh</li> <li>Cost - Rs.17.80 Lakhs</li> </ul> </li> <li>Activity-Installation of 13 Nos. VFD at boilers <ul style="list-style-type: none"> <li>Benefit/ Power Saving/ Energy Saving- Power saving – 39,120 kW</li> <li>Cost - Rs.45 Lakhs</li> </ul> </li> <li>Activity-Installation of Aqua saver at compressor <ul style="list-style-type: none"> <li>Benefit/ Power Saving/ Energy Saving-Reduction in maintenance Cost and Power saving - 67,200 kWh</li> <li>Cost - Rs.15 Lakhs</li> </ul> </li> </ol>
<u>Hariawan</u>	<p><u>Hariawan Sugar</u></p> <ol style="list-style-type: none"> <li>Activity - Arrangement of 3<sup>rd</sup> vapor connection in Pan no. 7 (Vapor valve - 600 mm with pipeline) in Unit1: <ul style="list-style-type: none"> <li>Optimize the steam demand and supply low grade vapor at Pan</li> <li>Benefit/ Power Saving/ Energy Saving - 0.05% reduction in steam consumption</li> <li>Cost - Rs.10 Lakhs</li> </ul> </li> </ol>



	<ol style="list-style-type: none"> <li>2. Activity - Aqua Saver cooling system for Air Compressors-Reduction in water required for compressor cooling <ul style="list-style-type: none"> <li>• Benefit/ Power Saving/ Energy Saving - 1,908 kWh saving</li> <li>• Expenditure - Rs.35 Lakhs</li> </ul> </li> <li>3. Activity - Boiler efficiency improvement by reducing air ingress and leakages in APH tubes-APH tubes and worn out ducting replaced to reduce air ingress and leakages. <ul style="list-style-type: none"> <li>• Benefit/ Power Saving/ Energy Saving - Reduction in Fuel consumption by 1.7% per unit of steam (SFR from 2.31 to 2.35)</li> <li>• Cost - Rs.94 Lakhs</li> </ul> </li> <li>4. Activity - Installation of VFD on CT Fan - A VFD of 55 kW has been installed on sugar process CT fan to reduce the power consumption <ul style="list-style-type: none"> <li>• Benefit/ Power Saving/ Energy Saving - 24,288 kWh</li> <li>• Expenditure - Rs.5 Lakhs</li> </ul> </li> </ol> <p><u>Hariawan Distillery</u></p> <ol style="list-style-type: none"> <li>1. Activity - Recover &amp; Pumping condensate from steam trap of MSDH Re-boiler <ul style="list-style-type: none"> <li>• Benefit/ Power Saving/ Energy Saving - Steam saving - 1,226.4 MT steam saving per year</li> <li>• Cost:- Rs.5.81 Lakhs</li> </ul> </li> </ol>
<p><u>Loni</u></p>	<ol style="list-style-type: none"> <li>1. Activity- Steam Traps in FBD Radiator drain (01 no) &amp; 1<sup>st</sup> Vapor Header drain (03 Nos.) <ul style="list-style-type: none"> <li>• Benefit/ Power Saving/ Energy Saving - Application of steam traps in steam systems conserved steam that contributed to bagasse savings.- 4.4 T/Day Steam ( 325 MT Bagasse saving/ Year)</li> <li>• Cost - Rs.5.01 Lakhs.</li> </ul> </li> <li>2. Activity - Lump Breaker installed at CAW pug mill. <ul style="list-style-type: none"> <li>• Benefit/ Power Saving/ Energy Saving - These machines have significantly improved efficiency, reduced operational costs, and enhance the quality of sugar products.</li> <li>• Benefit/ Power Saving/ Energy Saving – 183,600 kWh Total saving</li> <li>• Cost - Rs.3.01 Lakhs.</li> </ul> </li> <li>3. Activity - High capacity pump (60 TPH) installed at B massecuite, single pump operation instead of two small pumps <ul style="list-style-type: none"> <li>• Benefit/ Power Saving/ Energy Saving -39,332 kWh</li> <li>• Cost - Rs.5.25 Lakhs.</li> </ul> </li> <li>4. Activity - Replacement of less efficient Worm Gear Box with high efficient helical gear box (3 No's) at massecuite pump. <ul style="list-style-type: none"> <li>• Benefit/ Power Saving/ Energy Saving - 456 kwh/day power saving. Total 68,400 kWh</li> <li>• Cost - Rs.11 Lakhs.</li> </ul> </li> <li>5. Activity - Installation of Twin Rota pump having anti-friction bearing at magma. <ul style="list-style-type: none"> <li>• Benefit/ Power Saving/ Energy Saving- 65 kwh/day power saving. Total 9,832 kWh</li> <li>• Cost - Rs.1.91 Lakhs.</li> </ul> </li> <li>6. Activity - Magma Pump No.10 discharge line direct connection to CAW Pug Mill, due to which single magma pump running on magma mixer No.5 <ul style="list-style-type: none"> <li>• Benefit/ Power Saving/ Energy Saving - 24,910 kwh</li> <li>• Cost - Rs.0.50 Lakhs.</li> </ul> </li> <li>7. Activity- Replacement of conventional lights to LED lights at Plant. <ul style="list-style-type: none"> <li>• Benefit/ Power Saving/ Energy Saving - 17,350 kWh</li> <li>• Cost Benefit - Rs.1.58 Lakhs.</li> </ul> </li> </ol>

BIOSEED HYDERABAD	
<u>Bioseed Plant</u>	1. Replacement of Conventional high wattage mercury & Sodium vapor lights (250 w) with low watts LED lights (150 w) with better lumens plant & office: <ul style="list-style-type: none"> <li>• Benefit - Rs.1.73 lakhs</li> <li>• Power saving - 0.21 Lakh Units</li> </ul>

ii. The steps taken by the Company for utilizing alternate sources of energy

<u>KOTA COMPLEX</u>	<ul style="list-style-type: none"> <li>• Various initiatives taken to increase biomass consumption as alternative fuel and increasing capacity of its consumption. This year consumption of biomass increased from 1,04,259 MTY (285 TPD) to 1,53,507 MTY (419TPD), increased by 134 TPD.</li> <li>• In Cement, for taking trials of using Alternate fuels, authorization taken from State Pollution Control Board and trial initiated.</li> </ul>
<u>SAC - BHARUCH</u>	<ul style="list-style-type: none"> <li>• Contracted supply of 50.4 MW Renewable Power started from June 2023 on captive model.</li> <li>• Renewable power net drawl units ~ 1,275 lakhs kwh, Savings ~ Rs.54.07 Crores</li> </ul>

iii. The capital investment on energy conservation equipments:

Major investments on energy conservation equipment are as under:

Plants	Investment (Rs./Crores)	Details of Equipments
<u>KOTA COMPLEX</u>		
Chemicals Plant	7.31	Anode, Cathode and Membrane replacement for Electrolyzer "E"
Power Plants	0.69	Replacement of P35MW BFPs
	0.27	Exporting 36 K Steam from P66 in place of P40
	0.09	Installation of surface aerator in stilling chamber
	0.07	P66 CEP stage removal
Fertiliser Plant	0.80	Urea Conveying Blowers
	0.78	New Urea Cooling Water Pumps
	0.09	Variable Frequency Drive (VFD) in Additional Let Down Compressor
Cement	0.38	VFDs in Kiln & Coal Mill Auxiliary
	0.10	Installation of Capacitor Bank
Plastics	0.59	VFD and replacement of conventional light fitting with LED light
	0.50	Mechanization of WHRB dust handling
	0.19	Upgradation of Cooling Water Circuit by providing new control valves & instrument operated valves in PVC plant
<u>SAC - BHARUCH</u>		
Chemical Plant	4.72	Replacement of membranes for Electrolyzers - Q, R & E
	0.76	Addition of 40 elements with membranes
	0.45	Installation of Instrument Air Compressor in power plant
<u>SUGAR PLANTS - U.P.</u>		
Ajbapur	0.32	Installation of 2 Planetary drives and Flash Tank Installation.
Ajbapur Distillery	0.23	Flash steam utilization, boiler feed water and Installation of PHE.
Rupapur	1.03	Clear Juice PHE Automation, Using of clear juice in Sugar crystal grain hardening, Installation of 4 Nos. Planetary Drive at Pug mill, lime tank & Crystallizers, Installation of 13 Nos. VFD, Installation of Aqua saver at compressor.

Hariawan Sugar	1.44	Arrangement of 3 <sup>rd</sup> vapor connection, Aqua Saver cooling system, Boiler efficiency improvement by reducing air ingress and leakages in APH tubes, Installation of VFD on CT Fan.
Hariawan Distillery	0.06	Recover & Pumping condensate from steam trap of MSDH Re-boiler.
Loni	0.28	Steam Traps in FBD Radiator drain, Lump Breaker installed, High capacity pump (60 TPH) installed, Replacement of less efficient Worm Gear Box with high efficient helical gear, Installation of Twin Rota pump, Magma Pump No.10 discharge line direct connection to CAW Pug Mill, Replacement of conventional lights to LED lights.
<b>BIOSEED HYDERABAD</b>		
Bioseed Plant	0.03	Replacement of Conventional high wattage mercury & Sodium vapor lights (250 w) with low watts LED lights (150 w) with better lumens plant & office.

## B) TECHNOLOGY ABSORPTION

(i) The efforts made towards technology absorption:

<u>KOTA COMPLEX</u>	<ul style="list-style-type: none"> <li>In Cement plant, capacity of system for carbonation of sludge was enhanced further by installing and commissioning one more unit in addition to existing two.</li> <li>In Carbide plant: <ul style="list-style-type: none"> <li>AI based CCTV surveillance incorporated to all furnace transformers (5 Nos.)</li> <li>Aerosol based Fire detection and suppression system for 20 MVA furnace transformer.</li> <li>NIFPS (Nitrogen injected fire prevention system) for 12 MVA and 20 MVA furnace transformers.</li> </ul> </li> </ul>
<u>SAC - BHARUCH</u>	<ul style="list-style-type: none"> <li>KVT &amp; P&amp;ID technology imported for Epichloro-hydrine and Hydrogen Peroxide projects</li> <li>In Epichloro-hydrine project we are establishing the CLOSED cycle with optimum integration to the Chlor-alkali plant by using the patented SEABRINE brine recycling technology. This internally purified brine to the required purity which can be directly introduced to the brine cycle of Caustic soda plant.</li> <li>R2 technology (First of its kind in India) to monitor electrolyzer performance in 850 TPD Caustic Project.</li> </ul>
<u>SUGAR PLANTS - U.P.</u>	<ul style="list-style-type: none"> <li>On Line Condition monitoring of critical single line equipment - 406 sensors installed across all units.</li> <li>AI &amp; ML for process optimization in all units</li> </ul>

(ii) The benefits derived like product improvement, cost reduction, product development or import substitution:

<u>KOTA COMPLEX</u>	<ul style="list-style-type: none"> <li>Cost reduction by saving power / energy.</li> <li>Cost reduction by increasing sludge utilization and substituting high grade limestone.</li> </ul>
<u>SAC - BHARUCH</u>	<ul style="list-style-type: none"> <li>KVT, P&amp;ID, Epichlorohydrin project, R2 technologies will help in optimizing the cost, once projects are commissioned.</li> </ul>
<u>SUGAR PLANTS - U.P.</u>	<ul style="list-style-type: none"> <li>Cost reduction by Energy saving</li> <li>Reduction in Down Time</li> <li>Product Improvement</li> </ul>

(iii) In case of imported technology (imported during the last three years reckoned from the beginning of the financial year):

Chemicals Plant - Kota

a)	Technology Imported	Installation of new zero gap cells with NCZ technology in Electrolyser # A, B & C
b)	Year of Import	2021
c)	Whether technology has been fully absorbed	Yes
d)	If technology not fully absorbed, reason for same & future plan of action	-

Sugar Plants - U.P.

a)	Technology Imported	Grain Mill for distillery at Ajbapur
b)	Year of Import	2022-23
c)	Whether technology has been fully absorbed	Yes
d)	If technology not fully absorbed, reason for same and future plan of action	-

(iv) The expenditure incurred on Research and Development:

	Rs./Crores
Capital	20.05
Revenue	52.87

**C) FOREIGN EXCHANGE EARNINGS AND OUTGO**

Rs./Crores

- Total foreign exchange used in terms of actual outflows during the year	405.34
- Total foreign exchange earned in terms of actual inflows during the year	270.13

Place : New Delhi  
Date : 6<sup>th</sup> May 2024

AJAY S. SHRIRAM  
Chairman & Senior Managing Director  
DIN : 00027137

## Annexure - 4

### SECRETARIAL AUDIT REPORT

#### FOR THE FINANCIAL YEAR ENDED 31<sup>st</sup> MARCH, 2024

[Pursuant to Section 204(1) of the Companies Act, 2013 read with  
Rule 9 of the Companies (Appointment and Remuneration of  
Managerial Personnel) Rules, 2014]

To,  
The Members,  
DCM SHRIRAM LIMITED  
(CIN : L74899DL1989PLC034923)  
2<sup>nd</sup> Floor, (West Wing), Worldmark 1,  
Aerocity, New Delhi-110037

We have conducted the secretarial audit of the compliance of the applicable statutory provisions and the adherence to good corporate practices by DCM Shriram Limited (hereinafter referred to as "the Company"), for the financial year ended on March 31, 2024 ("Audit Period"). Secretarial Audit was conducted in a manner that provided us a reasonable basis for evaluating the corporate conducts/statutory compliances and expressing our opinion thereon.

Based on our verification, of the Company's books, papers, minutes books, forms and returns filed and other records maintained by the Company and also the information/explanation provided by the Company, its officers, agents and authorized representatives during the conduct of Secretarial Audit, we hereby report that in our opinion, the Company has, during the audit period, generally complied with the statutory provisions listed hereunder and also that the Company has proper Board-processes and compliance-mechanism in place to the extent, in the manner and subject to the reporting made hereinafter.

We have examined the books, papers, minute books, forms and returns filed and other records as maintained by the Company for the Audit Period, according to the provisions of:

- I. The Companies Act, 2013 ('the Act') and the rules made thereunder;
- II. The Securities Contracts (Regulation) Act, 1956 ('SCRA') and the rules made thereunder;
- III. The Depositories Act, 1996 and the Regulations and Bye-laws framed thereunder;
- IV. Foreign Exchange Management Act, 1999 and the rules and regulations made thereunder to the extent of Foreign Direct Investment, Overseas Direct Investment and External Commercial Borrowings, wherever applicable;
- V. The following Regulations and/or Guidelines as prescribed by the Securities and Exchange Board of India, Act, 1992 ('SEBI Act'):-
  - a) The Securities and Exchange Board of India (Substantial Acquisition of Shares and Takeovers) Regulations, 2011;
  - b) The Securities and Exchange Board of India (Prohibition of Insider Trading) Regulations, 2015 including the provisions with regard to maintenance of Structured Digital Database required under the said Regulations;
  - c) The Securities and Exchange Board of India (Issue of Capital and Disclosure Requirements) Regulations, 2018 [Not Applicable as the Company has not issued further share capital during Audit Period];

- d) The Securities and Exchange Board of India (Share Based Employee Benefits and Sweat Equity) Regulations, 2021;
  - e) The Securities and Exchange Board of India (Issue and Listing of Non-Convertible Securities) Regulations, 2021 [Applicable to the limited extent for issuance of Commercial papers];
  - f) The Securities and Exchange Board of India (Registrars to an Issue and Share Transfer Agents) Regulations, 1993 regarding the Companies Act and dealing with client to the extent of securities issued [Not Applicable as the Company is not registered as Registrar to an Issue and Share Transfer Agent];
  - g) The Securities and Exchange Board of India (Delisting of Equity Shares) Regulations, 2021 [Not Applicable as the Company has not delisted/proposed to delist its equity shares from any Stock Exchange during the Audit Period]; and
  - h) The Securities and Exchange Board of India (Buy-back of Securities) Regulations, 2018. [Not Applicable as the Company has not bought back/propose to buy-back any of its securities during the Audit Period].
- VI. Laws specifically applicable to the industry to which the Company belongs, as identified by the management and compliance whereof as examined on test check basis and as confirmed by the management, that is to say:
1. Essential Commodities Act, 1955;
  2. Insecticide Act, 1968;
  3. Seeds Act, 1966;
  4. Sugar Control Order; and
  5. The Fertiliser (Inorganic, Organic or Mixed) (Control) Order, 1985.

For the compliances of Environmental Laws, Labour Laws & other General Laws, our examination and reporting is based on the documents, records and files as produced and shown to us and the information and explanations as provided to us, by the officers and management of the Company and to the best of our judgment and understanding of the applicability of the different enactments upon the Company, in our opinion there are adequate systems and processes exist in the Company to monitor and ensure compliance with applicable Environmental Laws, Labour Laws & other General Laws.

The compliance by the Company of applicable Financial Laws, like Direct and Indirect Tax Laws, has not been reviewed in our audit since the same have been subject to review by the Statutory Auditor and other designated professionals.

We have also examined compliance with the applicable clauses of the following:

1. Secretarial Standards with respect to Meetings of Board of Directors (SS-1) and General Meetings (SS-2) issued by the Institute of Company Secretaries of India.
2. Securities and Exchange Board of India (Listing Obligations and Disclosure Requirements) Regulations, 2015 ("SEBI LODR, 2015").



- General Circular no. 10/2022 dated December 28, 2022 read with General Circular no. 14/2020 dated April 08, 2020, General Circular no. 17/2020 dated April 13, 2020, General Circular no. 20/2020 dated May 05, 2020, General Circular no. 02/2021 dated January 13, 2021 and General Circular no. 2/2022 dated May 05, 2022 issued by the Ministry of Corporate Affairs to hold Annual General Meetings through Video Conferencing (VC) or Other Audio-Visual Means (OAVM) and Section VI-J of Master Circular no. SEBI/HO/CFD/PoD2/CIR/P/2023/120 dated July 11, 2023 issued by the Securities and Exchange Board of India for dispensation of dispatching the physical copies of Annual Reports.

During the audit period, the Company has generally complied with the provisions of the Act, Rules, Regulations, Guidelines, Standards, Circulars, Notifications etc. mentioned above.

We further report that

- The Board of Directors of the Company is duly constituted with proper balance of Executive Directors, Non-Executive Directors, Independent Directors and Woman Director. The changes in the composition of the Board of Directors that took place during the period under review were carried out in compliance with the provisions of the Act.
- Adequate notices were given to all directors to schedule the Board Meetings and Committee Meetings, agenda and detailed notes on agenda were sent seven days in advance in accordance with the applicable laws except for the meetings held at a shorter notice. Further, a system exists for seeking and obtaining further information and clarifications on the agenda items before the meeting and for meaningful participation at the meeting.
- As per the signed minutes, all the decisions of the Board and Committee Meetings were carried through unanimously and no minuted instance of dissent in Board or Committee meetings.
- As per the records, the Company has generally filed all the forms, returns, disclosures, documents and resolutions as were required to be filed with the Registrar of Companies and other authorities.
- As per the information furnished to us, the National Stock Exchange of India Limited ("NSE") asked the Company, to file certain ratios along with financials for the quarter ended June 30, 2023, which was replied by the Company as the same is not applicable. However, NSE asked again to submit the said information in desired format, which were then filed by the Company but due to delayed submission, NSE levied a nominal amount and the matter was closed accordingly.

We further report that there are adequate systems and processes in the Company commensurate with the size and operations of the Company to monitor and ensure compliance with applicable laws, rules, regulations and guidelines.

We further report that during the audit period, the Company has undertaken following specific events/actions having a major bearing on the Company's affairs in pursuance of the above referred laws, rules, regulations, guidelines, standards etc. referred to above:

- On June 04, 2023, Members of the Company approved the amendment to DCM Shriram Employee Stock Purchase Scheme and extension of said Scheme to the employees/whole time directors of subsidiaries of the Company through Postal Ballot.

- On June 04, 2023, Members of the Company approved acquisition of 2% equity shares (which represents 31,18,845 Equity Shares of Rs.2/- each) of the Company from secondary market by DCM Shriram Employees Benefits Trust, for the implementation of DCM Shriram Employee Stock Purchase Scheme through Postal Ballot.
- Cessation of Mr. Kuldeep Kumar Kaul (DIN: 00980318), as Whole-time Director and Director of the Company on completion of his tenure on July 01, 2023.
- Mr. Ajay Shridhar Shriram (DIN: 00027137) was re-appointed as the Chairman and Senior Managing Director of the Company in the Annual General Meeting held on July 25, 2023 for the period of 5 (five) years effective from November 01, 2023.
- Mr. Vikram Shridhar Shriram (DIN: 00027187) was re-appointed as the Vice Chairman and Managing Director of the Company in the Annual General Meeting held on July 25, 2023 for the period of 5 (five) years effective from November 01, 2023.
- Mr. Aditya Ajay Shriram (DIN: 10157483) was appointed as the Deputy Managing Director (Additional Director) on the Board of the Company w.e.f. July 02, 2023. Thereafter, the members of the Company, in the Annual General Meeting held on July 25, 2023, approved the said appointment for the period of 5 (five) years effective from July 02, 2023.
- Cessation of Ms. Sarita Garg (DIN: 08926869), as Director (Nominee of Life Insurance Corporation of India) from the Board of Company w.e.f. October 31, 2023.
- Mr. Rabinarayan Mishra (DIN: 10377015) was appointed as an Additional Director (Nominee of Life Insurance Corporation of India) of the Company w.e.f. November 01, 2023. Thereafter, the members of the Company approved the said appointment through postal ballot on January 02, 2024.
- The Company has declared a final dividend of Rs. 3.60/- (i.e. 180%) per equity share of Rs. 2/- each of the Company for the Financial Year 2022-23. Further, the Board of Directors of the Company at its meeting held on February 27, 2024, declared an interim dividend of Rs. 4.00/- (i.e. 200%) per equity share of Rs. 2/- each of the Company for the Financial Year 2023-24.

For RMG & Associates

Company Secretaries

Peer Review No.: 734/2020

Firm Registration No.: P2001DE016100

Date: May 6, 2024

Place: New Delhi

UDIN: F005123F000308503

CS Manish Gupta

Partner

FCS : 5123 : C.P.No.: 4095

Note: This report is to be read with 'Annexure' attached herewith and forms an integral part of this report

Annexure

To,  
The Members,  
DCM SHRIRAM LIMITED  
(CIN : L74899DL1989PLC034923)  
2<sup>nd</sup> Floor, (West Wing), Worldmark 1,  
Aerocity, New Delhi-110037

Our Secretarial Audit Report of even date, for the financial year ended March 31, 2024 is to be read along with this letter:

Management's Responsibility

1. It is the responsibility of management of the Company to maintain secretarial records, devise proper systems to ensure compliance with the provisions of all applicable laws and regulations and to ensure that the systems are adequate and operating effectively.

Auditor's Responsibility

2. Our responsibility is to express an opinion on these secretarial records, standards and procedures followed by the Company with respect to secretarial compliances as produced before us.
3. We believe that audit evidence and information obtained from the Company's management is adequate and appropriate for us to provide a basis for our opinion.

4. Wherever required, we have obtained the management's representation about the compliance of laws, rules and regulations and happening of events etc.

Disclaimer

5. The Secretarial Audit Report is neither an assurance as to future viability of the Company nor of the efficacy or effectiveness with which the management has conducted affairs of the Company.
6. We have not verified the correctness and appropriateness of financial records and Books of Accounts of the Company.
7. We have conducted verification & examination of records, as facilitated by the Company, for the purpose of issuing this Report.

For RMG & Associates  
Company Secretaries  
Peer Review No.: 734/2020  
Firm Registration No.: P2001DE016100

Date: May 6, 2024  
Place: New Delhi  
UDIN: F005123F000308503

CS Manish Gupta  
Partner  
FCS : 5123 : C.P.No.: 4095

# CSR Policy of the Company



## Brief outline on CSR Policy of the Company



DCM Shriram is committed to playing a larger role to bring tangible difference in the lives of communities around its areas of operations. The Company complies with Section 135 of the Companies Act, 2013, Schedule VII and its approach is focused on long-term programs aligned with community needs and national priorities. There is also an alignment to SDGs for defining our CSR programs.

The CSR interventions, under DCM Shriram are implemented seamlessly, taking an integrated approach for holistic development. These initiatives are implemented through DCM Shriram Foundation, a philanthropic arm of DCM Shriram. As part of DCM Shriram's strategy and vision going forward, we aspire to have a deeper impact on people we engage with by making the communities more resilient and self-confident. Our efforts center around two key aspects: addressing community needs comprehensively to enhance their quality of life and promoting the economic empowerment of farmers in India, with a strong emphasis on water conservation through agricultural practices. We believe that the nature of DCM Shriram's vision provides social mobility to communities we support, and brings about a lasting improvement in their wellbeing.

### Khushali - A Holistic Development Model

A ◀

DCM Shriram's integrated development program, Khushali, embodies the vision of creating a sustainable and self-reliant ecosystem for rural communities, fostering their holistic development in various aspects of life. At the heart of the integrated development program lies the belief that true progress can only be achieved by addressing multiple dimensions of community well-being. DCM Shriram recognizes that isolated interventions often fall short in creating lasting impact.

The core of the work being on creating impact on the lives of people, the pillars addressed areas are:

Preventive  
Healthcare

Education

Skilling &  
Livelihood

Sanitation

Environment

The primary focus of the interventions is on communities around its manufacturing units in the geographies of Hardoi and Lakhimpur districts of UP, Kota district in Rajasthan and Bharuch district in Gujarat.





# Preventive Healthcare

## Khushali Sehat - A Preventive Healthcare Initiative

DCM Shriram has a holistic approach to healthcare that is aligned with SDG - 3. The 'Mother and Child program' has a primary objective to bring the infant and maternal mortality to near zero in the adopted villages of UP, Gujarat and Rajasthan. The program undertaken is aligned with various Government schemes like PMMVY, JSY, RKSK and ICDS.

The Company has a cadre of Sehat Saathi's, Village Level Workers (VLWs), who are deployed in the adopted villages. These VLWs work in collaboration with ASHAs and ANMs and mobilize pregnant women, lactating mothers and adolescent girls. The aim is increase the demand, access, and quality of maternal and child healthcare through a focus on immunization, combating malnutrition, menstrual health management and promoting institutional deliveries. Creating demand within the community for Govt. health services and strengthening the supply side of Govt. a health facility is the essence of the healthcare program.

### Mobile Health Unit (MHU) Program

To create multiple touchpoints with the beneficiaries, DCM Shriram has launched a Mobile Health Unit (MHU) program in collaboration with the respective Health Departments of the intervention areas. This MHU is equipped with all the latest medical facilities, it travels with a female gynaecologist, nurse, and equipment to bring ANC and PNC services to the doorstep of pregnant women and lactating mothers. This provides a range of preventive, promotive, diagnostic, and referral-based information focused on improving maternal and child health by identifying and monitoring high-risk pregnancies. Further, to address the challenge of limited access to quality healthcare services, particularly by Registered Medical Practitioners (RMPs) like Gynecologists, in remote areas, teleconsultations are integrated into the MHU framework. This facilitates the examination and consultation of high-risk pregnancy cases at the Community Health Centre (CHC) level. Women with high-risk pregnancies receive medical consultations from gynecologists via teleconsultation during designated HRP days. Along with



this, the MHU intervention allows for documentation of the process for replicability and scalability to share learning with the Health department for sustainability and scalability of the effort.

In FY 2023-24, the Khushali Sehat program, implemented through the VLWs, reached 173 villages in Uttar Pradesh, 18 villages in Kota, and 19 villages in Bharuch. Additionally, three MHUs serve 118 Gram Panchayats in the Hariawan and Pasgawan Blocks of Uttar Pradesh and 122 Gram Panchayats in the Jhagadia Block of Gujarat. In FY '23-24, two additional MHUs were deployed in Uttar Pradesh, specifically in Barkhani and Todarpur blocks,

expanding the coverage to 81 Gram Panchayats till date. Further, DCM Shriram introduced a sixth MHU in Ladpura block of Rajasthan, covering 12 Gram Panchayats till date.

Throughout the year, the Khushali Sehat program directly impacted over 34,300+ pregnant and lactating women and 36,300+ adolescent girls through its awareness initiatives. Additionally, the MHU program has benefited 13,200+ pregnant and lactating women, conducting 14,700+ antenatal check-ups (ANCs), 10,900+ postnatal check-ups (PNCs), and identified 2,800+ high-risk pregnancies (HRPs), with an average HRP rate of 33.31% across the intervention areas.





Kishori Utkarsh Pahel

Adolescent Girls Self Awareness Program

DCM Shriram has collaborated with the Bharuch District Administration to launch Kishori Utkarsh Pahel in Bharuch. It is a program with an aim to empower adolescent girls to foster female leaders in the community with an objective of bringing self-awareness pertaining to proper nutrition intake, health and hygiene, life skills, certain rights and entitlements and several Government schemes.

DCM Shriram being a strategic partner is implementing this program in partnership with CSRBox Foundation along with UNICEF India and MS University being knowledge partners. On-ground Delivery and Local Ecosystem Partners include the Department of Women and Child Development and Education

Department. The program is targeted towards adolescent girls in the age group of 10 to 19 years from selected tribal blocks in Bharuch, initiated in Jhagadia block in FY 22 – 23, and expanding to Ankleshwar Block in FY 23-24.

Through this program, these girls have undergone various capability and capacity building sessions on health and hygiene, child marriage, career counselling and will further be assessed and go for exposure visits to Government institutions and become 'Adarsh Kishoris'.

In FY 2023-24, specialized training sessions were conducted on Menstrupedia and Millets & Financial Literacy for 5,600+ girls in the Jhagadia Block. The 122 Gram Jagrut Kishoris,

identified and trained in FY 22-23 in Jhagadia block, are actively engaged in their communities. They facilitate the consumption of IFA Tablets and share their knowledge gained through the program with adolescent girls in their communities. Additionally, 10 Taluka Jagrut Kishoris have been assigned various responsibilities within their communities through the Village Health, Sanitation, and Nutrition Committee (VHSNC) and schools via the Bal Sansad. The expansion into Ankleshwar block has reached 5,200+ school-going girls and 1,300+ non-school-going girls in this FY. Among them, 4,700+ school-going girls and 400+ non-school-going girls have undergone training through this program.

# Sanitation

## Khushali Swachhata - A Sanitation Initiative

The school and community led total sanitation program are given a boost through awareness activities in the Govt. schools and communities of Kota, Bharuch, Hardoi and Lakhimpur Kheri. Awareness activities include sensitizing the entire community on behaviour change, cleanliness of the surroundings along with good personal hygiene. The program is linked with SDG-6.

## Solid Waste Management (SWM) Program

To further the reach of this initiative, a Solid Waste Management (SWM) program has been launched in Hardoi City, Kota City, and Bharuch City to create lighthouse models demonstrating Zero Waste. Zero Cost.

In Hardoi City, the SWM program, in line with the Swachh Bharat Mission – Urban, establishes decentralized units to enhance urban cleanliness. It encompasses infrastructure development, waste segregation awareness campaigns, and capacity-building for sanitation workers. Scientific waste management methods are employed alongside behavior change activities to promote sustainability.

In Kota City, a district-level initiative is mobilizing communities, specifically Resident Welfare Associations (RWAs), towards decentralized management of household solid waste. The program aims to promote source segregation, reduce waste generation, enhance recycling, and foster community participation. It also serves to demonstrate scalable solutions for Kota City.

In Bharuch, a SWM facility, including a Sanitation Park, has been constructed to ensure end-to-end solid waste management. Waste awareness activities are conducted concurrently, alongside total waste collection, transportation, processing, and treatment, to address sanitation challenges comprehensively.

In FY 23-24, the Khushali Swachhata initiative reached 31,000+ community members and 4,800+ households through its awareness generation program. The SWM program collected 50+ metric tons of dry waste and 210+ metric tons of wet waste. Among the wet waste collected, 150+ metric tons have been processed, resulting in the production of 13+ metric tons of compost.





## Education

### Khushali Shiksha - An Education Initiative

Through Khushali Shiksha, DCM Shriram is changing the lives of many children by opening doors of opportunity for them. The program aims to ensure access to quality education for children in the age group of 6 to 14 years through home-based, community-based, and school-based activities with its partner Pratham Education Foundation in Hardoi and Lakhimpur districts.

The focus is on improvement of foundational literacy and numeracy of children from Grades 1-5 while creating an education-conducive ecosystem that fosters engagement of different stakeholders from the community. The focus is not just on age-and-grade-appropriate learning in curricular subjects

such as language, science and mathematics; it is also on leveraging skills such as critical thinking, problem solving, collaborative learning and the use of technology to promote learning. Alongside the literacy program conducted in government schools, DCM Shriram also undertakes various infrastructure development projects to enhance the learning environment for school children.

### Early Childhood Education Program

In FY 2023-24, the Khushali Shiksha initiative underwent significant expansion, transitioning from its primary focus solely on foundational literacy and numeracy among

primary school children to encompass early childhood education as well. This expansion involved the initiation of an intervention program in Anganwadis, aimed at enhancing infrastructure, capacity building of Anganwadi Workers, provision of Teaching-Learning Materials (TLM), and other essential components. Recognizing the critical need to improve children's school readiness and foster a culture of education within families from an early age, this expansion was deemed imperative.

In FY 23-24, Khushali Shiksha has reached over 3,500+ students in the Hardoi and Lakhimpur Kheri areas through the primary school program and 250 students through the early childhood education program.



## Skilling and Livelihood

### Khushali Rozgaar - A Skilling & Livelihood Initiative

Skill building is the backbone of good livelihood leading to an empowered life in a holistic manner. This program is in line with the targets of SGD2 – Zero Hunger. Under the Khushali Rozgaar umbrella, DCM Shriram works with communities of Hardoi, Lakhimpur Kheri, and Bharuch districts. This program supports farmers in livestock development, trains women on how to be financially independent and add to the family income through learning the art of Zardozi, offers skill development for young girls through Silai Schools, and trains rural youth to become self-reliant agents of change.

### Livestock Development Program (Artificial Insemination)

In collaboration with BAIF, DCM Shriram has been raising awareness about the benefits of Artificial Insemination (AI) to small farmers in 19 villages of Jhagadia block of Bharuch district in Gujarat. Two Cattle Development Centres have been set up with a technical expert who administers the artificial and sorted insemination for the cattle based on the calls received from the farmers. The expert also undertakes awareness sessions where the farmers learn how a better breed can help augment their income streams. Additionally, demo plots for green fodder are set up for cattle, regular vaccination



and immunization is provided through cattle health camps, and mineral mixers are provided to beneficiaries for their cattle feed. In FY23-24, 700 conventional and 200 sorted artificial inseminations were carried out, 400+ improved breed calves have been born through this program.

## DCS Operator Course

In partnership with Sewa Rural Trust, DCM Shriram is training 15 students a year on DCS Operation in the VGTK facility. This project is training the youth in DCS plant operation, which is a required skillset for employment in chemical plants in the future.



## Project Zardozi

Recognizing the artisans in the clusters of Hardoi and Lakhimpur Kheri in UP, DCM Shriram launched Project Zardozi which is a livelihood sustenance program striving to develop entrepreneurship qualities in rural artisans, promoting craft and guiding them adequately to engage themselves in productive enterprises through formation of SHGs. The women meet in clusters closer to their home for these training sessions. DCM Shriram has partnered with Mon Ami Foundation for providing technical training and help link these women with market linkages. In FY 23-24, an SHG group was formed consisting of 14 artisans trained in FY 22-23 and 55 additional women were skilled in the art of Zardozi, creating a cadre of 105 skilled artisans. These women collectively generated an income of Rs. 4.10 lakh.



## Silai School

The aim of the Silai School is to empower village women and young girls by learning stitching skills for them to become entrepreneurs earning a livelihood. We have set up three Silai Schools in Loni, Ajbapur and Rupapur (UP). In FY 23-24, 280+ girls have been trained through the three Silai Schools.





## Kaushal Vikas Kendra

Skilling the youth leads to an empowered society, as they contribute to nation building. Addressing the needs of the youth around the company's areas of operations, DCM Shriram runs three major skilling programmes in Hardoi and Lakhimpur Kheri. These are digital literacy and mobile & laptop repair. The skills prepare the youth for jobs as well as put them on the path of becoming micro entrepreneurs. In FY 23-24, 120 students have been trained on mobile and laptop repair, earning an average of Rs. 15,000



per month, and 240 students have been trained through the digital literacy program.

## Environment Sustainability

### Khushali Paryavaran - An Environment Sustainability Initiative

DCM Shriram is actively engaged in water conservation and tree plantation initiatives as part of its Environment Sustainability efforts, directly aligned with SDG 13 – Climate Action. Inspired by the belief that

"Every Drop Counts," this project was initiated to tackle water scarcity and address the weak socio-economic conditions prevalent in the adopted villages.



## Water Conservation

DCM Shriram is actively working on Water Conservation under Environment Sustainability. In 2017, this project was triggered by a desire to address the water scarcity and weak socio-economic conditions of the adopted villages. The program was conceptualized to ensure availability of sufficient water for irrigation, drinking and livestock, reducing the depletion of groundwater and for raising the socio-economic status of the community members. We have undertaken water conservation activities in Kota, Jhalawar, Bharuch, Hardoi and Lakhimpur Kheri through activities like MSTs, Anicuts, pond renovation, recharge of dugwells, construction of check dams, etc. In FY 23-24, 50 water structures have been constructed or renovated, resulting in an additional surface storage capacity of over 3,15,000+ cubic meters.



## Tree Plantation

DCM Shriram is improving the green cover around its manufacturing locations through plantations done over the years. We have also continued our journey of creating Miyawaki forests through maintenance efforts in Lakhimpur Kheri, expansion efforts in Bharuch, and initiating this plantation method in Kota. In FY23-24,


19,000 saplings have been planted using the Miyawaki method in Kota and Bharuch, 25,000 mangrove saplings have been planted in the coastal belt of Dahej, and 21,400+ saplings have been planted using traditional methods in Uttar Pradesh.

## FOCUS AREA 2 - Water in Agriculture

B ◀

Water, as a critical resource, receives significant attention in efforts made by DCM Shriram. Recognizing the importance of water conservation and efficient utilization, particularly in agricultural practices, DCM Shriram implements sustainable water management techniques and promotes water-saving practices. These efforts contribute to enhancing water availability and productivity in rural areas.

Efforts in this focus area are centered on increasing knowledge about the topic, advocating for the cause, and piloting programs to act as lighthouse models.



## Transforming Crop Cultivation: Advancing Water-Use Efficiency in Indian Agriculture

DCM Shriram partnered with Sattva Knowledge Institute to conduct a study aimed at raising knowledge and awareness in this field. The study proposes strategies for overcoming barriers by integrating science and data into decision-making processes, addressing regional ecosystem needs, and fostering effective collaboration among industry stakeholders to drive water-use efficiency in agriculture through scalable innovations. This study consolidates insights from over 50 public reports and input from more than 40 sectoral experts to present three targeted recommendations for enhancing water efficiency in agriculture. These recommendations include the establishment of a public recommendation engine contextualized to local agricultural ecosystems, the integration of scientific knowledge with on-ground implementation, establishing a water-positive framework or index for decision-making. Additionally, the study proposes the development of a model for collaborative action among industry stakeholders to promote water-use efficiency in agriculture and facilitate collective learning and advocacy. This study will serve as a cornerstone for advocacy efforts in this field, involving relevant stakeholders.

## DCM Shriram AgWater Challenge

In line with addressing the confluence of water and agriculture, the launch of the 'DCM Shriram AgWater Challenge' marked a significant effort in addressing the intersection of water and agriculture, aiming to ensure water security and prosperity for approximately one million smallholder farmers. In collaboration with The/Nudge Institute's Centre for Social Innovation and the Office of the Principal Scientific Advisor (GoI), DCM Shriram unveiled this challenge with a substantial investment of INR 2.6 crore.

The primary goal is to foster innovation in the agriculture-water nexus. The AgWater Challenge seeks to inspire AgTech entrepreneurs and social impact innovators to develop scalable solutions within India's agricultural water

ecosystem, with the aim of enhancing livelihood opportunities for smallholder farmers. By nurturing innovative ideas, this challenge has the potential to transform the agricultural sector and improve the lives of numerous farmers across the country.

In FY 23-24, a cohort of 16 semi finalists has been identified. Their products are currently undergoing an assessment process, which involves piloting the program in farmer fields and monitoring improvements in water use efficiency based on the suggested products.



## Jeetega Kisaan

DCM Shriram Foundation's Jeetega Kisaan program is a comprehensive agri-skilling initiative aimed at uplifting small and marginal farmers by enhancing their productivity and income through training on improved agricultural practices. Aligned with the targets of SDG2 – Zero Hunger, the program focuses on sustainable farming practices. It introduces high-value crops such as vegetables, fruits, and medicinal plants to diversify farmers' crop cycles and enhance their annual earnings. The program prioritizes propagating good agricultural practices and implementing demand and supply-side water management measures. Through improved agronomic practices, better quality and quantity of agricultural inputs, effective water management, and enhanced market linkages, the program has facilitated holistic socio-economic growth.

In Kota, Rajasthan, the journey began by creating Farmer Interest Groups (FIGs) that foster collaboration and knowledge sharing among farmers. Building upon this foundation, the program facilitated the establishment of Farmer Producer Organizations (FPOs) that enable backward and forward integration for farmers. The FPOs play a crucial role in ensuring better availability and pricing of agricultural inputs through their input shops. Additionally, they assist farmers in creating market linkages for their produce and provide access to last-mile delivery, ensuring a smooth transition from farm to market.

In FY 23-24, the Jeetega Kisaan Program in Kota facilitated the distribution of various agricultural inputs, including seeds, fertilizers, agrochemicals, and farm



machinery. Additionally, the program effectively facilitated the sale of agricultural outputs, including Wheat, Mustard, and Soyabean. Through strategic linkages and associations with organizations such as IFFCO, Dehaat, Parshavnath, Agri bazaar, ITC, and others, the program generated a total revenue of Rs. 78,97,000+. Additionally, it successfully collected a total share capital amount of Rs. 3,49,300.

Jeetega Kisaan, implemented in Sonbhadra district (UP), is a Multi-Stakeholder Sustainable Rice and Wheat Program aimed at enhancing sustainable incomes and optimizing returns from the wheat and rice value chain through improved agricultural practices and technologies. The project's initial phase, which spanned from October 2021 to March 31, 2023, engaged 2000 farmers across 46 villages, grouped into 4 clusters within the Robertsganj and Chopan blocks.

In FY 23-24, the program transitioned into Phase II, prioritizing water conservation using AWD technology, agricultural extension services, and fostering market linkages. Throughout the Rabi season, 200 demonstration plots were established to highlight the judicious use of fertilizers for wheat cultivation. Similarly, during the Kharif season, 200 demonstration plots showcased the AWD Method in rice

farming, accompanied by balanced nutrient application. Additionally, the program facilitated market linkages, with 79 farmers collectively selling 3,599.6 quintals of wheat and paddy crops, demonstrating tangible progress in market access.

The Jeetega Kisaan program was also extended to Bharuch and has demonstrated notable success in improving agricultural productivity across various crops in FY 23-24. The program established demonstration plots covering 30 cotton, 50 wheat, and 80 pigeon pea farmers, showcasing notable increases in yield. Additionally, 102 sugarcane and 10 castor growing farmers benefited from the program's initiatives.

The Jeetega Kisaan program was also launched in Poshina block of Sabarkantha district, Gujarat. The initiative has successfully introduced high-value crops to 105 farmers, laying the foundation for improved agricultural practices and enhanced income opportunities. Additionally, the program has empowered farmers to become entrepreneurs in goat rearing, farmers have been supported in poultry entrepreneurship, and facilitated exposure visits to NM Sadguru Foundation in Dahod and Sandhosi village.



## Upjau Mati Pariyojana - Soil Health Program

In response to the challenges posed by water scarcity in the agricultural landscape of Uttar Pradesh, DCM Shriram has implemented a Soil Health Program to address the critical issue of soil health. Soil health is paramount in determining the sustainability and productivity of agricultural practices. Recognizing the significance of soil organic carbon (SOC) as a key indicator of soil health, DCM Shriram launched Upjau Mati Pariyojana in FY 23-24.

This initiative is specifically tailored to address the prevailing challenges faced by farmers in the Hardoi district, where SOC levels range from 0.1% to 0.3%, significantly affecting farm productivity. At the core of this initiative is the enhancement of SOC through in situ



composting using manure and agricultural waste. The Upjau Mati Pariyojana has the potential to positively impact the lives of approximately 100,000 farmers in the region. By elevating SOC levels and improving soil health, this program will contribute to enhanced farm productivity, leading to increased crop yields and improved livelihoods for farmers.

In FY 23-24, the Upjau Mati Pariyojana has made significant strides in agricultural sustainability. It reached 23,800+ farmers, conducted 2,500+ BCC activities, and organized 590+ demonstrations. Notably, it produced over 6,200 MT of compost, enriching soil health and boosting farm productivity. This initiative underscores its vital role in advancing sustainable farming practices and improving farmer livelihoods.

## Krishi Udyam Pariyojana - Agri Entrepreneurs Program

In FY 23-24, DCM Shriram Foundation introduced the Krishi Udyam Pariyojana in Hardoi and Lakhimpur Kheri Districts of Uttar Pradesh. These regions present a notable disparity in mechanization density compared to national averages, highlighting the need for innovative interventions. The primary goal of this initiative is to deliver an entrepreneurship program and establish a linkage between mechanization endeavours, thereby cultivating a mutually beneficial ecosystem conducive to agricultural innovation and economic development. Through the Krishi Udyam Pariyojana, DCM Shriram Foundation aims to empower local farmers with access to modern agricultural machinery while simultaneously nurturing a culture of entrepreneurship, ultimately driving sustainable growth in the agricultural sector.

The Krishi Udyam Pariyojana has significantly impacted the agricultural sector. With 100+ Agri-Entrepreneurs (AEs) trained and actively earning, and 70+ AEs engaged in agri-allied businesses, the program has diversified income streams and enhanced livelihood opportunities. Notably, it has generated

substantial revenue, with mechanization activities contributing RS. 3.45 Cr and agri-allied businesses generating Rs. 1.53 Cr. These achievements underscore the program's success in fostering entrepreneurship and driving economic prosperity within agricultural communities.



## 2. Composition of CSR committee

S. No.	Name of the director	Designation / nature of directorship	CSR Committee	Number of meetings of CSR Committee held during the year	Number of meetings of CSR Committee attended during the year
1	Mr. Ajay S Shriram	Chairman and Senior Managing Director	Chairman	2	2
2	Mr. Vikram S Shriram	Vice-Chairman and Managing Director	Member	2	2
3	Mr. Ajit S Shriram	Joint Managing Director	Member	2	1
4	Mr. Sunil Kant Munjal	Non-Executive Independent Director	Member	2	1
5	Justice(Retd.) Vikramajit Sen	Non-Executive Independent Director	Member	2	2
6	Shri Pravesh Sharma	Non-Executive Independent Director	Member	2	2

The role of the CSR Committee of the Board provides strategic direction to the Company's overall CSR objectives. The Committee seeks to guide the Company in integrating its social and environmental objectives with its business strategies and assists in crafting unique models to support creation of sustainable CSR programs. The Committee formulates, reviews and monitors the CSR Policy and recommends to the Board the annual CSR Plan of the Company. The Committee also reviews the Business Responsibility Report of the Company.

### 3. Provide the web-link(s) where composition of CSR committee, CSR Policy and CSR projects approved by the board are disclosed on the website of the company.

- The composition of the CSR committee is available on our website, at <https://www.dcmshriram.com/csr-committee>
- The Committee, with the approval of the Board, has adopted the CSR Policy as required under Section 135 of the Companies Act, 2013. The CSR Policy of the Company is available on our website, at <https://www.dcmshriram.com/csr-policy>
- The Board, based on the recommendation of the CSR committee, at its meeting held on May 6, 2024, has approved the annual action plan /

projects for fiscal 2024-25, the details of which are available on our website, at <https://www.dcmshriram.com/csr-budget>

### 4. Provide the executive summary along with web-link(s) of Impact Assessment of CSR Projects carried out in pursuance of sub-rule (3) of rule 8, if applicable

Not applicable for FY 2023-24, but the company undertakes regular monitoring of all its CSR initiatives, and these include periodic third-party assessment of baseline and impact of CSR interventions with key indicators in its areas of operation based every two-three years.

DCM Shriram maintains a robust monitoring and evaluation framework for its CSR programs, ensuring thorough oversight and assessment throughout their lifecycle. Each program commences with a comprehensive need assessment, serving as both a baseline and a crucial step in program initiation. To enhance monitoring and feedback for ongoing programs, we have established a partnership with Give Grants, facilitating quarterly site visits and cadence calls during program implementation. Additionally, the introduction of Sahyog Dash, our dedicated data monitoring platform, provides regular insights into program performance, enabling informed decision-making and continuous improvement. Following program completion, impact assessments are conducted to evaluate outcomes and inform future strategies. This holistic approach underscores DCM Shriram's commitment to achieving meaningful and sustainable social impact through its CSR initiatives.

- Average net profit of the company as per sub-section (5) of section 135:** Rs. 1282.13 crores
  - Two percent of average net profit of the Company as per Section 135(5):** 25.64 crores
  - Surplus arising out of the CSR projects or programs or activities of the previous financial years:** Nil
  - Amount required to be set-off for the financial year, if any:** Nil
  - Total CSR obligation for the financial year [(a)+(b)-(c)]:** 25.64 crores
- Amount spent on CSR Projects (both Ongoing Project and other than Ongoing Project):** Rs. 22.35 crores
  - Amount spent in Administrative Overheads:** Rs. 1.28 crores
  - Amount spent on Impact Assessment, if applicable:** Nil
  - Total amount spent for the Financial Year [(a)+(b)+(c)]:** Rs. 23.63 crores

### (e) CSR amount spent or unspent for the financial year:

Total Amount Spent for the Financial Year. (in Rs.)	Amount Unspent (in Rs.)				
	Total Amount transferred to Unspent CSR Account as per sub-section (6) of section 135		Amount transferred to any fund specified under Schedule VII as per second proviso to sub-section (5) of section 135		
	Amount.	Date of transfer.	Name of the Fund	Amount.	Date of transfer
23.63 crores	2.01 crores	25/04/2024	NA	NA	NA



f) Excess amount for set-off, if any:

Sl. No.	Particular	Amount (in Rs.)
(i)	Two percent of average net profit of the company as per sub-section (5) of section 135	Rs. 25.64 crores
(ii)	Total amount spent for the Financial Year	Rs. 23.63 crores
(iii)	Excess amount spent for the financial year [(ii)-(i)]	Nil
(iv)	Surplus arising out of the CSR projects or programs or activities of the previous financial years, if any	Nil
(v)	Amount available for set off in succeeding financial years [(iii)-(iv)]	Nil

7. (a) Details of Unspent Corporate Social Responsibility amount for the preceding three financial years:

Sl. No.	Preceding Financial Year	Amount transferred to Unspent CSR Account under sub-section (6) of section 135 (in Rs.)	Balance Amount in Unspent CSR Account under sub-section (6) of section 135 (in Rs.)	Amount spent in the reporting Financial Year (in Rs.)	Amount transferred to any fund specified under Schedule VII as per second proviso to sub-section (5) of section 135, if any		Amount remaining to be spent in succeeding financial years. (in Rs.)	Deficiency, if any
					Amount (in Rs.)	Date of transfer.		
1	FY 2020-2021	NA	NA	NA	NA	NA	NA	NA
2	FY 2021-2022	Rs.2.51 crores	Rs.0.06 crores	Rs.0.30 crores	NA	NA	Rs.0.06 crores	NA
3	FY 2022-2023	Rs.3.50 crores	Rs.1.81 crores	Rs.1.69 crores	NA	NA	Rs.1.81 crores	NA

8. Whether any capital assets have been created or acquired through Corporate Social Responsibility amount spent in the Financial Year (Yes/ No): No capital asset was created / acquired for fiscal 2024 through CSR spend of the Company.

If Yes, enter the number of Capital assets created/ acquired: NA

Furnish the details relating to such asset(s) so created or acquired through Corporate Social Responsibility amount spent in the Financial Year:

Sl. No.	Short particulars of the property or asset(s) [including complete address and location of the property]	Pin code of the property or asset(s)	Date of Creation	Amount of CSR amount spent	Details of entity/Authority/beneficiary of the registered owner		
(1)	(2)	(3)	(4)	(5)	(6)		
					CSR Registration Number, if applicable	Name	Registered address
NA	NA	NA	NA	NA	NA	NA	NA

(All the fields should be captured as appearing in the revenue record, flat No., house No., Municipal Office/Municipal Corporation/ Gram Panchayat are to be specified and also the area of the immovable property as well as boundaries).

9. Specify the reason(s), if the company has failed to spend two per cent of the average net profit as per sub-section (5) of section 135:

The Company has undertaken an initiative to induce innovation amongst small & marginal farmers through certain challenges at the intersection of water and agriculture and aims to provide financial upliftment, and social empowerment for rural farmer communities, thereby alleviating issues of low income and diminishing profitability amongst small scale farmers.

**10. CFO Certificate:**

CFO Certificate

In terms of Rule 4(5) of The Companies (Corporate Social Responsibility Policy) Rules, 2014 as amended, I, Amit Agarwal, Chief Financial Officer of DCM Shriram Ltd. (the "Company"), hereby certify that the funds so disbursed for CSR activities during the Financial Year 2023-24 have been utilized for the purpose and in the manner as approved by the Board of Directors.

For DCM Shriram Ltd.  
(Amit Agarwal)  
Chief Financial Officer

**11. Responsibility Statement of the CSR Committee:**

The CSR Committee of the Board affirms that the implementation and monitoring of CSR Policy is in compliance with CSR Policy and Objectives of the Company.

Mr. Ajay S. Shriram  
Chairman and Senior Managing Director  
Chairman - CSR Committee

Mr. Vikram S. Shriram  
Vice Chairman and Managing Director  
Member - CSR Committee

Place : New Delhi

Date : 6<sup>th</sup> May, 2024

# SOCIAL IMPACT OF CSR ACTIVITIES 2023-24

## KHUSHALI SWACHHATA



100% Total Waste Collection from the target universe and 90.27% Total Waste Segregated at household level

## JEETEGA KISAAN



25,341 Farmers benefiting through Jeetega Kissan program and Upjau Mati Pariyojana across Rajasthan, Uttar Pradesh, and Gujarat

## KHUSHALI SHIKSHA LEARNING BASED PROGRAMS



3,500 + primary school students have been engaged across 41 schools in Uttar Pradesh and the pilot program to create 10 model Anganwadi students reached 245 students to strengthen early childhood education

## KHUSHALI SEHAT



70,000+ Community members from 200 + villages have benefited from general health camps/door-to-door interactions and specialised health camps across Kota (Rajasthan), Bharuch (Gujarat) and Hardoi & Lakhimpur Kheri districts (Uttar Pradesh)

## KHUSHALI SEHAT KISHORI UTKARSH PAHEL



6,600 + adolescent girls have been reached through this program via awareness sessions and exposure visits on Menstrual Hygiene Management, Mental Health, Rights and Entitlements/Legal Protection, Government Schemes, and Leadership Development in Ankleshwar Block. Additionally, there is ongoing engagement with 122 Jagrut Kishoris in the Jhagadia block

## KHUSHALI SEHAT MOBILE MEDICAL UNIT



13,200+ pregnant women and lactating mothers have benefited from the Mobile Health Units (MHUs). 14,700 + ante-natal and 10,900+ post-natal check-ups have been conducted, from which 2,173 high risk pregnancies were identified (HRP% - 36.83%)

## KHUSHALI PARYAVARAN WATER CONSERVATION



50 water harvesting structures have been constructed leading to 3,15,665 m3 surface storage created across Kota (Rajasthan), Bharuch (Gujarat) and Hardoi & Lakhimpur Kheri districts (Uttar Pradesh)

## KHUSHALI ROZGAAR



392 women trained through the Silai Schools and Project Zardozi  
120 students trained through Kaushal Vikas Kendra in Hardoi & Lakhimour Kheri districts (Uttar Pradesh)  
15 students have been trained through the DCS Operator Course  
900 artificial inseminations were carried out and 144 calves have been born through the Cattle Development Program in Bharuch (Gujarat)  
108 agri-entrepreneurs have been created, leading to revenue of Rs. 3.45 Crores through mechanization

## KHUSHALI PARYAVARAN TREE PLANTATION



19,000 saplings have been planted via the Miyawaki Method, 25,000 mangrove saplings have been planted across 10 hectares of land and 21,415 saplings have been planted using traditional methods in Bharuch (Gujarat), Kota (Rajasthan) and Hardoi & Lakhimpur Kheri districts (Uttar Pradesh)

# Corporate Governance Report 2023-24

## (A) Company's Philosophy

The Company's philosophy on Corporate Governance derives its origin from a rich legacy of fair, ethical and transparent policies and governance practices, which is continuously evolving with the dynamic business environment. The Company is conscious of its responsibility as a good corporate citizen and is committed to highest standards of Corporate Governance practices. This is reflected in a well-balanced and diverse Board comprising of eminent Directors, comprehensive policies, transparent practices, proactive disclosures, focus on sustainability and effective decision-making, with the ultimate objective of sustainable growth for all its stakeholders. The Company strictly complies and adheres with the applicable laws in letter and spirit.

The Company's commitment to Corporate Governance practices was recognized by ASSOCHAM in its Bharat Legal Conclave held during the year, where the Company won the award for Notable Legal Compliance Team of the year.

The Company was in compliance of the requirements of SEBI (Listing Obligations and Disclosure Requirements) Regulations, 2015 (hereinafter referred to as "SEBI Listing Regulations, 2015"). The detailed Corporate Governance Report for the financial year 2023-24 is appearing below:

## (B) Board of Directors

As on 31<sup>st</sup> March 2024, there were twelve (12) Directors comprising of four (4) Managing Directors, one (1) Whole-time Director, six (6) Non-Executive Independent Directors and one (1) Non-Executive Nominee Director of LIC of India (equity shareholder). The Board is headed by an Executive Chairman.

The details of composition of the Board of Directors during the financial year 2023-24, details of other Directorships and Committee Memberships/Chairpersonships held by them as at 31<sup>st</sup> March 2024 and their attendance at the last Annual General Meeting (AGM) held on 25<sup>th</sup> July 2023, are as follows:

Name of Director	Category of Directorship	Attended last AGM	No. of other Directorship(s) <sup>4</sup>	Name of the listed Companies (holding position of Director and category of Directorship)	No. of other Committee Membership(s) <sup>5</sup>	
					Member (including Chairperson)	Chairperson
Mr. Ajay S. Shriram DIN: 00027137 (Chairman & Senior Managing Director)	Promoter & MD	Yes	8	-	-	-
Mr. Vikram S. Shriram DIN: 00027187 (Vice Chairman & Managing Director)	Promoter & MD	Yes	8	-	-	-
Mr. Ajit S. Shriram DIN: 00027918 (Joint Managing Director)	Promoter & MD	Yes	7	-	-	-
Mr. Aditya A. Shriram DIN: 10157483 (Deputy Managing Director)	Promoter & MD	Yes	-	-	-	-
Mr. Pradeep Dinodia DIN: 00027995 (Independent Director)	NE-I-D	Yes	3	1. Shriram Pistons and Rings Limited (NE-D) 2. Hero MotoCorp Limited (NE-D)	6	3
Mr. Sunil Kant Munjal DIN: 00003902 (Independent Director)	NE-I-D	Yes	3	1. Escorts Kubota Ltd. (NE-I-D)	2	-
Mr. Vimal Bhandari DIN: 00001318 (Independent Director)	NE-I-D	Yes	5	1. JK Tyre & Industries Limited (NE-I-D) 2. Bharat Forge Limited (NE-I-D) 3. Escorts Kubota Limited (NE-I-D)	4	2
Ms. Ramni Nirula DIN: 00015330 (Independent Director)	NE-I-D	Yes	3	1. HEG Limited (NE-I-D) 2. Usha Martin Limited (NE-I-D) 3. Kirloskar Brothers Limited (NE-I-D)	1	-
Mr. Pravesh Sharma DIN: 02252345 (Independent Director)	NE-I-D	Yes	-	-	-	-
Justice (Retd.) Vikramajit Sen DIN: 00866743 (Independent Director)	NE-I-D	Yes	-	-	-	-
Mr. Rabinarayan Mishra DIN: 10377015 (Nominee Director)	NE-D (Nominee of LIC)	Not applicable	-	-	-	-
Mr. Krishan Kumar Sharma DIN: 07951296 (Whole Time Director-EHS)	WTD	Yes	4	-	-	-

MD: Managing Director

WTD: Whole-time Director

NE-D: Non-Executive Director

NE-I-D: Non-Executive Independent Director

Notes:

1. The tenure of Mr. K.K. Kaul (DIN: 00980318), Whole-time Director, ended on 1<sup>st</sup> July, 2023 and therefore he ceased to be a Director of the Company from the said date.
2. Mr. Aditya A. Shriram was appointed as a Director on the Board and also the Deputy Managing Director of the Company w.e.f. 2<sup>nd</sup> July 2023.
3. Ms. Sarita Garg (DIN: 08926869) was Nominee Director of LIC on the Board upto 31<sup>st</sup> October 2023. She attended the last AGM of the Company held on 25<sup>th</sup> July 2023. Thereafter, Mr. Rabinarayan Mishra was appointed as the Nominee Director of LIC on the Board w.e.f. 1<sup>st</sup> November 2023.

4. No. of other Directorships mentioned above, excludes Private Limited Companies, Foreign Companies, Companies registered under Section 8 and Dormant Companies under the Companies Act, 2013.

5. No. of other Committee Memberships/Chairpersonships includes only Audit Committee and Stakeholders Relationship Committee.

As on 31<sup>st</sup> March 2024, the ratio between Executive and Non-Executive Directors was 5:7; and 50% of the Board comprised of Independent Directors.

During the year, five (5) Board Meetings were held on 2<sup>nd</sup> May 2023, 24<sup>th</sup> July 2023, 30<sup>th</sup> October 2023, 31<sup>st</sup> January 2024 and 27<sup>th</sup> February 2024. The attendance of Directors at the said meetings was as follows:

Name and Position of Director in Board	Meetings and Attendance of Board				
	2-May-23	24-Jul-23	30-Oct-23	31-Jan-24	27-Feb-24
Mr. Ajay S. Shriram (Chairman & Senior Managing Director)	Yes	Yes	Yes	Yes	Yes
Mr. Vikram S. Shriram (Vice Chairman & Managing Director)	Leave of absence	Yes	Yes	Yes	Yes
Mr. Ajit S. Shriram (Joint Managing Director)	Yes	Yes	Yes	Yes	Yes
Mr. Aditya A. Shriram (Deputy Managing Director)	Not applicable	Yes	Yes	Yes	Yes
Mr. K.K. Kaul (Whole Time Director)	Yes	Not applicable	Not applicable	Not applicable	Not applicable
Mr. Pradeep Dinodia (Independent Director)	Yes	Yes	Yes	Yes	Yes
Mr. Sunil Kant Munjal (Independent Director)	Leave of absence	Yes	Yes	Leave of absence	Yes
Mr. Vimal Bhandari (Independent Director)	Yes	Yes	Yes	Yes	Leave of absence
Ms. Ramni Nirula (Independent Director)	Yes	Yes	Yes	Yes	Yes
Mr. Pravesh Sharma (Independent Director)	Yes	Yes	Yes	Yes	Yes
Justice (Retd.) Vikramajit Sen (Independent Director)	Yes	Yes	Yes	Yes	Yes
Ms. Sarita Garg (Nominee Director)	Yes	Yes	Yes	Not applicable	Not applicable
Mr. Rabinarayan Mishra (Nominee Director)	Not applicable	Not applicable	Not applicable	Yes	Yes
Mr. Krishan Kumar Sharma (Whole Time Director EHS)	Yes	Yes	Yes	Yes	Yes



#### Separate meeting of Independent Directors

A separate meeting of Independent Directors was held on 31<sup>st</sup> January 2024.

#### Inter-se relationship amongst Directors

Mr. Ajay S. Shriram, Mr. Vikram S. Shriram and Mr. Ajit S. Shriram are brothers and are related to each other. Further, Mr. Aditya A. Shriram is son of Mr. Ajay S. Shriram. Apart from the above, none of the Directors are related to each other.

#### Number of shares or convertible instruments held by Non-Executive Directors

As on 31<sup>st</sup> March 2024, none of the Non-Executive Directors held any equity shares in the Company, except the following:

Name of the Director	No. of Equity Shares held	% age of Share holding
Mr. Pradeep Dinodia	29,270	0.02
Mr. Vimal Bhandari	2,000	0.00
Mr. Sunil Kant Munjal	2,28,000*	0.15

\* Beneficial owner of the said shares is Hero Enterprise Partner Ventures.

Further, there are no Convertible Instruments issued by the Company.

#### Familiarization Programmes imparted to Independent Directors

The details of Familiarization Programmes imparted to Independent Directors are available on the Company's website at the following web link:

<https://www.dcmshriram.com/docs/files/Details%20of%20Familiarization%20Programme%20for%20Independent%20Directors.pdf>

#### D&O Insurance

In compliance with the SEBI Listing Regulations, 2015, the Company has a Directors & Officers Liability Insurance (D&O Insurance) Policy in place.

#### Chart of skills, expertise and competencies identified by the Board of Directors

The Board has identified the following skills, expertise and competencies required in the context of its businesses and sectors for it to function effectively:

- Industry-specific experience of chemicals, agri-rural, value-added
- Project planning, project financing, financial management, taxation and banking
- Business strategy, corporate restructuring, general management, administration
- Business operations planning, supply chain management, information technology
- Sustainability, environment, health, safety, human resource and succession planning
- Corporate affairs, legal & regulatory and arbitration.

The Board / Directors possess the relevant skills, expertise and competencies stated out above, as under:

Name of Director	List of Core Skills/Expertise/Competencies possessed
Mr. Ajay S. Shriram	General Management, Strategy, HR and Operations of Sugar, Fertilizer & Agri Businesses and Chloro-Vinyl Business.

Name of Director	List of Core Skills/Expertise/Competencies possessed
Mr. Vikram S. Shriram	General Management, Strategy, Finance and Operations of Agri Businesses, Sugar, B2C, Chemical and Energy Businesses.
Mr. Ajit S. Shriram	General Management, Strategy, Finance, Digital Transformation and Operations of Agri Businesses, Sugar and Chloro-Vinyl Business.
Mr. Aditya A. Shriram	Strategy, Operations, Procurement, General Management and Business Development.
Mr. Pradeep Dinodia	Corporate Affairs, Law, Accounting and Direct Taxation.
Mr. Sunil Kant Munjal	Mergers & Acquisitions, Startups, Impact Investing, Finance & Banking, Corporate Strategy, Succession Planning, Business process engineering and improvements, Restructuring, Social Investing etc.
Mr. Vimal Bhandari	Finance, Human Resources and General Management.
Ms. Ramni Nirula	Project Financing, Strategy, Planning & Resources and Corporate Banking.
Mr. Pravesh Sharma	Food Security, Agriculture, Rural Finance, Rural Development and Natural Resource Management.
Justice (Retd.) Vikramajit Sen	Civil & Commercial Legal Matters and Arbitration.
Mr. Rabinarayan Mishra	Insurance, Management, Corporate Governance, ESG, Risk Management in Insurance, Marketing and Administration.
Mr. Krishan Kumar Sharma	Environment Health and Safety, Sustainability Reporting, Agrochemicals and Pharmaceutical Manufacturing.

#### Confirmation regarding Independent Directors

On the basis of declaration received from the Independent Directors, the Board confirms that in their opinion, the Independent Directors of the Company fulfill the conditions specified in the SEBI Listing Regulations, 2015 and they are independent of the management. None of the Independent Directors resigned from the Company during financial year 2023-24.

#### (C) Audit Committee

##### (i) Terms of reference in brief

The role and terms of reference of Audit Committee covers areas mentioned under SEBI Listing Regulations, 2015 and Section 177 of the Companies Act, 2013 and rules made thereunder and/or any other SEBI Laws/Regulations, as applicable from time to time besides other matters, as may be delegated by the Board of Directors from time to time.

(ii) Composition

The Audit Committee was constituted in the year 1990. As on 31<sup>st</sup> March 2024, the Audit Committee comprised of four (4) Independent Directors and was headed by an Independent Director. The Committee met four (4) times during the year on 1<sup>st</sup> May 2023, 24<sup>th</sup> July 2023, 30<sup>th</sup> October 2023 and 31<sup>st</sup> January 2024. Attendance of the members at the said meetings was as follows:

Name and position in the Committee	Meetings and Attendance of Audit Committee			
	1-May-23	24-Jul-23	30-Oct-23	31-Jan-24
Mr. Pradeep Dinodia (Chairman)	Yes	Yes	Yes	Yes
Mr. Sunil Kant Munjal (Member)	Leave of absence	Yes	Yes	Yes
Ms. Ramni Nirula (Member)	Yes	Yes	Yes	Yes
Mr. Pravesh Sharma (Member)	Yes	Yes	Yes	Yes

Mr. Sameet Gambhir, Company Secretary, is the Secretary to the Committee.

(D) Nomination, Remuneration and Compensation Committee

(i) Terms of reference in brief

The role and terms of reference of Nomination, Remuneration and Compensation Committee (NRCC) covers areas mentioned under SEBI Listing Regulations, 2015 and Section 178 of the Companies Act, 2013 and rules made thereunder and/or any other SEBI Laws/Regulations, as applicable from time to time and other matters as may be delegated by the Board of Directors from time to time.

(ii) Composition

As on 31<sup>st</sup> March 2024, the NRCC comprised of four (4) members, including three (3) Independent Directors, besides the Chairman & Senior Managing Director of the Company. The Committee is headed by an Independent Director. The Committee met once during the year on 2<sup>nd</sup> May 2023. The attendance of the members at the said meeting was as follows:

Meeting and Attendance of Nomination, Remuneration and Compensation Committee	
Name and position in the Committee	2-May-23
Mr. Pradeep Dinodia (Chairman)	Yes
Mr. Ajay S. Shriram (Member)	Yes
Mr. Sunil Kant Munjal (Member)	Leave of absence
Mr. Vimal Bhandari (Member)	Yes

Mr. Sameet Gambhir, Company Secretary, is the Secretary to the Committee.

(iii) Performance Evaluation Criteria

The Nomination, Remuneration and Compensation Committee (NRCC) has approved the following criteria for evaluation of performance of Directors (including Independent Directors):

- Fulfillment of responsibilities as a director as per the Act, the Listing Regulations and applicable Company policies and practices;
- In case of the concerned director being Independent Director, Executive Director, Chairperson of the Board or Chairperson or member of the Committees, with reference to such status and role;
- In case of Independent Directors, fulfillment of the independence criteria as specified under applicable Regulations and their independence from the management;
- Board and/or Committee meetings attended; and
- General meetings attended.

(iv) Remuneration of Directors

(a) During the financial year 2023-24, there was no material pecuniary relationship or transaction between the Company and any of its Non-Executive Directors which is required to be disclosed.

(b) Criteria of making payments to Non-Executive Directors is as per the Remuneration Policy of the Company, which is available on the Company's website at the following web link:

[https://www.dcmshriram.com/sites/default/files/Remuneration%20Policy\\_0.pdf](https://www.dcmshriram.com/sites/default/files/Remuneration%20Policy_0.pdf)

(v) Details of remuneration to Directors for the financial year 2023-24

(a) Non-Executive Directors: The details of remuneration paid/payable to Non-Executive Directors during the year by way of commission and sitting fee for attending meetings of Board/Committees are as under:

Name of the Director	Amount (Rs. in Lakhs)		
	Sitting Fee	Commission	Total
Mr. Pradeep Dinodia	22.00	94.50	116.50
Mr. Sunil Kant Munjal	7.00	40.75	47.75
Mr. Vimal Bhandari	7.00	40.75	47.75
Ms. Ramni Nirula	9.00	45.25	54.25
Mr. Pravesh Sharma	11.00	49.75	60.75
Justice (Retd.) Vikramajit Sen	7.00	40.75	47.75
Ms. Sarita Garg	3.00	36.25*	41.25
Mr. Rabinarayan Mishra	2.00		

\* Paid to LIC of India, being nominees of LIC

**(b) Managing/Whole-Time Directors**

Amount (Rs. in Lakhs)

Name of the Director	Salary	PF/Superannuation /NPS contribution incl. interest	Allowances/ Perquisites/ Others	Commission	Stock Options	Total
Mr. Ajay S. Shriram	387.60	126.53	168.49	750.00	Nil	1,432.62
Mr. Vikram S. Shriram	384.00	125.28	171.02	745.00	Nil	1,425.30
Mr. Ajit S. Shriram	331.20	107.21	150.75	730.00	Nil	1,319.16
Mr. Aditya A. Shriram <sup>2</sup>	69.50	23.05	59.33	50.00	Nil	201.88
Mr. K.K. Kaul <sup>1</sup>	32.17	6.35	23.36	0.00	Nil	61.88
Mr. Krishan Kumar Sharma	51.90	6.23	63.27	15.00	Nil	136.40

**Notes:**

- The tenure of Mr. K.K. Kaul as Whole Time Director ended on 1<sup>st</sup> July 2023 and the above remuneration is for the period from 1<sup>st</sup> April 2023 to 1<sup>st</sup> July 2023.
- Mr. Aditya A. Shriram was appointed as Director and also as Deputy Managing Director on the Board w.e.f. 2<sup>nd</sup> July 2023 and the above remuneration is for the period from 2<sup>nd</sup> July 2023 to 31<sup>st</sup> March 2024.
- No sitting fee has been paid to the Managing / Whole-time Directors
- Provision for incremental gratuity and earned leave for the current year has not been considered, since the provision is based on actuarial basis for the Company as a whole.

- Notice period for termination of appointment of Managing/Whole-time Directors is six/three calendar months respectively, on either side, and service period of Managing / Whole-time Directors is as approved by the shareholders from time to time.
- In the event of termination of appointment of Managing Director, compensation will be in accordance with the provisions of the Companies Act, 2013 and rules made thereunder or any statutory amendment or re-enactment thereof.
- The commission is paid to Managing / Whole-time Directors as approved by the Board of Directors within the prescribed limit. The criteria for payment of commission is considered and reviewed by the Nomination, Remuneration and Compensation Committee and then recommended to the Board of Directors for approval.

**(vi) Particulars of Senior Management Personnel:**

 Particulars of Senior Management as on 31<sup>st</sup> March, 2024, including changes therein during the year, were as under:

Sl. no.	Name	Designation
1.	Mr. K.K. Kaul*	Senior ED and Sector Anchor for Bioseed Business
2.	Mr. Roshan Lal Tamak	Executive Director and CEO Sugar Business
3.	Dr. Paresh Verma	Executive Director and Chief Executive - Bioseed SE Asia and Research Director - BRI
4.	Mr. Vinoo Mehta	Executive Director and Resident Head - Kota
5.	Mr. Sanjay Chhabra	Executive Director and Business Head - Shriram Farm Solutions
6.	Mr. Saket Jain	Executive Director and Business Head - Fenesta Building System
7.	Mr. Sreekanth Chundi	Executive Director and Business Head - Shriram Bioseed Genetics
8.	Mr. Sabaleel Nandy	Executive Director and CEO - Chemicals
9.	Mr. Amit Agarwal	Executive Director and Group CFO
10.	Mr. Sandeep Girotra	Executive Director and Group CHRO
11.	Mr. Ankush Kaura	Executive Director and CIO
12.	Mr. Sridhar Kumar Namburi	President and Head - Internal Audit and Risk Management
13.	Mr. Sameet Gambhir	Vice President - Corporate Laws and Company Secretary
14.	Ms. Aman Pannu	Vice President - Corporate Communications and CSR, President - DCM Shriram Foundation
15.	Mr. Bineet Kumar Khurana	Vice President and Head Legal

**Notes:**

- # Mr. Aditya A. Shriram, who was earlier Executive Director and Sector Advisor - Chemicals, was appointed as Director and also as Deputy Managing Director of the Company w.e.f. 2<sup>nd</sup> July 2023.
- \* Mr. K.K. Kaul was Senior ED and Sector Anchor for Bioseed Business since 2<sup>nd</sup> July 2023. He has superannuated from the services of the Company w.e.f. 30<sup>th</sup> April 2024.

**(E) Stakeholders' Relationship Committee**

(i) Terms of reference in brief

The role and terms of reference of Stakeholders Relationship Committee (SRC) covers areas mentioned under SEBI Listing Regulations, 2015, Section 178 of the Companies Act, 2013 and rules made thereunder and/or any other SEBI Laws/Regulations, as applicable from time to time, inter-alia, including to consider and resolve the grievances of security holders of the Company i.e., shareholders, debenture holders and any other security holders and other matters as may be delegated by the Board of Directors from time to time.

(ii) Composition

As on 31<sup>st</sup> March 2024, the SRC comprised of four (4) Directors, including an Independent Director and three (3) Managing Directors of the Company. The Committee is headed by Mr. Pradeep Dinodia, an Independent Director. The Committee met twelve (12) times during the year on 25<sup>th</sup> April 2023, 30<sup>th</sup> May 2023, 21<sup>st</sup> June 2023, 18<sup>th</sup> July 2023, 28<sup>th</sup> August 2023, 14<sup>th</sup> September 2023, 29<sup>th</sup> September 2023, 01<sup>st</sup> November 2023, 17<sup>th</sup> November 2023, 29<sup>th</sup> December 2023, 31<sup>st</sup> January 2024 and 06<sup>th</sup> March 2024. The attendance of the members at the said meetings was as follows:

Name and Position in the Committee	Meetings and Attendance of Stakeholders Relationship Committee											
	25-Apr-23	30-May-23	21-Jun-23	18-Jul-23	28-Aug-23	14-Sep-23	29-Sep-23	01-Nov-23	17-Nov-23	29-Dec-23	31-Jan-24	6-Mar-24
Mr. Pradeep Dinodia (Chairman)	Yes	Yes	Yes	Yes	Yes	Yes	Yes	Yes	Yes	Yes	Yes	Yes
Mr. Ajay S. Shriram (Member)	Yes	Yes	Yes	Yes	Yes	Yes	Yes	Yes	Yes	Leave of absence	Yes	Yes
Mr. Vikram S. Shriram (Member)	Yes	Yes	Yes	Yes	Yes	Yes	Yes	Yes	Yes	Yes	Yes	Yes
Mr. Ajit S. Shriram (Member)	Yes	Yes	Yes	Yes	Yes	Leave of absence	Yes	Yes	Yes	Yes	Yes	Yes

Mr. Sameet Gambhir, Company Secretary is the Compliance Officer and acts as the Secretary to the Committee.

(iii) Status of Shareholders' Complaints during the FY 2023-24

During the year, the Company received 22 no. of complaints from the shareholders, all of which were resolved to the satisfaction of the respective shareholders. As on 31<sup>st</sup> March 2024, there were no pending investor complaints.

**(F) Risk Management Committee**

(i) Terms of reference in brief

The role and terms of reference of Risk Management Committee covers areas mentioned under SEBI Listing Regulations, 2015 and/or any other SEBI Laws/Regulations, as applicable from time to time, inter-alia, or as may be delegated by the Board of Directors from time to time.

(ii) Composition

As on 31<sup>st</sup> March 2024, the Committee comprised of three (3) members, including one (1) Whole-time Director, one (1) Independent Director and one (1) Senior Managerial Personnel. The Committee met two (2) times during the year on 14<sup>th</sup> August 2023 and 19<sup>th</sup> December 2023. The attendance of the members at the said meetings was as follows:

Name and position in the Committee	Meeting and Attendance of Risk Management Committee	
	14-Aug-23	19-Dec-23
Mr. Krishan Kumar Sharma (Chairman)	Yes	Yes
Mr. Vimal Bhandari (Member)	Yes	Yes
Mr. Roshan Lal Tamak (Member)	Yes	Yes

**Note:** Mr. K.K. Kaul, Whole-time Director, was the Chairman of the Risk Management Committee upto 1<sup>st</sup> July 2023, till completion of his tenure as Director. Thereafter, Mr. Krishan Kumar Sharma, Member of the Risk Management Committee was appointed as the Chairman of the Committee w.e.f. 2<sup>nd</sup> July 2023.

Mr. Sameet Gambhir, Company Secretary, is the Secretary to the Committee.

**(G) Corporate Social Responsibility Committee**

(i) Terms of reference in brief

The role and terms of reference of Corporate Social Responsibility (CSR) Committee covers the scope prescribed under Section 135 of the Companies Act, 2013 and rules made thereunder, as amended from time to time, or as may be delegated by the Board of Directors from time to time.

(ii) Composition

As on 31<sup>st</sup> March 2024, the CSR Committee comprised of six (6) members, including three (3) Managing Directors and three (3) Independent Directors. The Committee met two (2) times during the year on 1<sup>st</sup> May 2023 and 31<sup>st</sup> January 2024. The attendance of the members at the said meetings was as follows:

Name and position in the Committee	Meeting and Attendance of CSR Committee	
	1-May-23	31-Jan-24
Mr. Ajay S. Shriram ( <i>Chairman</i> )	Yes	Yes
Mr. Vikram S. Shriram ( <i>Member</i> )	Yes	Yes
Mr. Ajit S. Shriram ( <i>Member</i> )	Leave of absence	Yes
Mr. Sunil Kant Munjal ( <i>Member</i> )	Leave of absence	Yes
Mr. Pravesh Sharma ( <i>Member</i> )	Yes	Yes
Justice (Retd.) Vikramajit Sen ( <i>Member</i> )	Yes	Yes

Mr. Sameet Gambhir, Company Secretary, is the Secretary to the Committee.

#### (H) Board Finance Committee

##### (i) Terms of Reference in brief

The Board Finance Committee looks after various banking and finance-related functions of the Company, as delegated by the Board from time to time.

##### (ii) Composition

As on 31<sup>st</sup> March 2024, the Board Finance Committee comprises of three (3) members, including the Managing Directors. The Committee met twelve (12) times during the year on 7<sup>th</sup> April 2023, 5<sup>th</sup> June 2023, 6<sup>th</sup> July 2023, 28<sup>th</sup> July 2023, 21<sup>st</sup> September 2023, 15<sup>th</sup> November 2023, 7<sup>th</sup> December 2023, 27<sup>th</sup> February 2024, 4<sup>th</sup> March 2024, 19<sup>th</sup> March 2024, 26<sup>th</sup> March 2024 and 27<sup>th</sup> March 2024. The attendance of the members at the said meetings was as follows:

Name and Position in the Committee	Meetings and Attendance of Board Finance Committee											
	7-Apr-23	5-Jun-23	6-Jul-23	28-Jul-23	21-Sep-23	15-Nov-23	7-Dec-23	27-Feb-24	4-Mar-24	19-Mar-24	26-Mar-24	27-Mar-24
Mr. Ajay S. Shriram ( <i>Chairman</i> )	Yes	Yes	Yes	Yes	Yes	Yes	Yes	Yes	Yes	Yes	Yes	Yes
Mr. Vikram S. Shriram ( <i>Member</i> )	Yes	Yes	Yes	Yes	Yes	Yes	Yes	Yes	Yes	Yes	Yes	Yes
Mr. Ajit S. Shriram ( <i>Member</i> )	Yes	Yes	Yes	Yes	Yes	Yes	Yes	Yes	Yes	Leave of absence	Yes	Yes
Mr. K.K. Kaul (Member)	Yes	Yes	Not applicable									

Mr. Sameet Gambhir, Company Secretary, is the Secretary to the Committee.

#### (I) General Body Meetings

The last three Annual General Meetings (AGMs) were held as under:

Date of AGM	Time	Location
25-Jul-2023	10:30 A.M.	The said meetings were conducted through video conferencing ("VC")/other audio visual means ("OAVM")
19-Jul-2022	12:00 Noon	
20-Jul-2021	10:30 A.M.	

The details of Special Resolutions passed in previous three (3) AGMs are as under:

##### AGM 2023

- Approval for the re-appointment of Mr. Ajay S. Shriram (DIN:00027137) as Chairman and Senior Managing Director - under Sections 196, 197, 203 and other applicable provisions of the Companies Act, 2013 and the Rules made thereunder (including any statutory modification or re-enactment thereof) read with Schedule V thereof for a period of five years effective from 1<sup>st</sup> November 2023.
- Approval for re-appointment of Mr. Vikram S. Shriram (DIN:00027187) as Vice Chairman and Managing Director - under Sections 196, 197 and other applicable provisions of the Companies Act, 2013 and the rules made thereunder (including any statutory modifications or re-enactments thereof) read with Schedule V thereof for a period of five years effective from 1<sup>st</sup> November 2023.

- Approval for appointment of Mr. Aditya A. Shriram (DIN: 10157483) as Deputy Managing Director - under Sections 196, 197 and other applicable provisions of the Companies Act, 2013 and the Rules made thereunder (including any statutory modifications or re-enactments thereof) read with Schedule V thereof for a period of five years effective from 2<sup>nd</sup> July 2023.

##### AGM 2022

- Approval for the re-appointment of Mr. Krishan Kumar Sharma (DIN:07951296) as Whole Time Director - EHS under Sections 196, 197 and other applicable provisions of the Companies Act, 2013 and the Rules made thereunder (including any statutory modification or re-enactment thereof) read with Schedule V for a period of five years effective from 20<sup>th</sup> November 2022.

##### AGM 2021

- Approval for re-appointment of Mr. K.K. Kaul (DIN : 00980318) as Whole Time Director under Sections 196, 197 and other applicable provisions of the Companies Act, 2013 and the Rules made thereunder (including any statutory modification or re-enactment thereof) read with Schedule V for a period of two years effective from 2<sup>nd</sup> July, 2021.
- Approval for re-appointment of Justice (Retd.) Vikramajit Sen (DIN:00866743), as a Non-Executive Independent Director under Sections 149, 150, 152 and any other applicable provisions of the Companies Act, 2013 for second term of 5 consecutive years effective from 9<sup>th</sup> August 2021.



- Approval for re-appointment of Mr. Pravesh Sharma (DIN:02252345), as a Non-Executive Independent Director under Sections 149, 150, 152 and any other applicable provisions of the Companies Act, 2013 for second term of 5 consecutive years effective from 9<sup>th</sup> August 2021.

#### RESOLUTIONS PASSED THROUGH POSTAL BALLOT

During the financial year 2023-24, following resolutions were passed through Postal Ballot:

Sl. No.	Type of Resolution	Subject of the Resolution	Date of passing by Shareholders	Votes cast in favour (%)
1	Special Resolution	Approval of amendment to DCM Shriram Employee Stock Purchase Scheme	4-Jun-2023	96.36
2	Special Resolution	Approval of extension of DCM Shriram Employee Stock Purchase scheme grants to the employees / whole time directors of subsidiaries of the Company	4-Jun-2023	96.36
3	Special Resolution	Approval for further acquisition of equity shares of the Company from secondary market by DCM Shriram Employees Benefits Trust (the 'Trust'), for implementation of DCM Shriram Employee Stock Purchase Scheme and granting of loan to the Trust	4-Jun-2023	96.78
4	Ordinary Resolution	Appointment of Mr. Rabinarayan Mishra (DIN: 10377015) as director on the Board of the Company as nominee of Life Insurance Corporation of India, liable to retire by rotation.	2-Jan-2024	98.77

As permitted by MCA vide its circular(s) dated 28<sup>th</sup> December 2022 and 25<sup>th</sup> September 2023, the aforesaid postal ballot processes were conducted only through electronic mode. Notice of postal ballot was dispatched to those shareholders whose names appeared on the Register of Members / list of beneficial owners as on the cut off date. The Company had engaged National Securities Depository Limited (NSDL) as the e-voting agency for the said postal ballot processes.

Further, the Company had appointed Mr. Kapil Dev Taneja or failing him Mr. Neeraj Arora, Partners at M/s Sanjay Grover & Associates, Practicing Company Secretaries, as the Scrutinizers for conducting the said postal ballot processes in a fair and transparent manner. After completion of remote e-voting period results of the aforesaid postal ballot processes were announced on the website of the Company viz. [www.dcmshriram.com](http://www.dcmshriram.com).

In addition to the above, no special resolution is proposed to be passed through postal ballot as on date.

#### (J) Means of communication

The Company interacts with its investors and stakeholders through multiple forms of corporate and financial communications, such as annual reports, result announcements, and media/press releases. Quarterly results are usually published in English and Hindi daily newspapers, viz., Business Standard/Financial Express/Jansatta. These results are also made available on the website of the Company [www.dcmshriram.com](http://www.dcmshriram.com) and also posted at the online portal of NSE and BSE. The Company also has an active presence on social media.

The Company's website also displays official news/press releases and presentations made to the Institutional Investors/Analysts. The Company has interacted with analysts and investors during the year

under review through VC, conference calls etc., with prior intimation to the stock exchanges. The recordings and transcripts of quarterly calls with Institutional Investors/Analysts are displayed on the Company's website. Further, the Company also sends letters, emails, SMSs to the shareholders as required from time to time. The Company has a dedicated email ID viz. [shares@dcmshriram.com](mailto:shares@dcmshriram.com) to service the investors.

#### (K) General Shareholders Information

- The next 35<sup>th</sup> Annual General Meeting (AGM) is proposed to be held on 16<sup>th</sup> July 2024 through video conferencing and other audio visual means.
- Financial Year: 1<sup>st</sup> April to 31<sup>st</sup> March.
- Dividend for the Financial Year 2023-24

For the financial year 2023-24, the Company has declared an Interim Dividend and recommended Final Dividend, subject to approval of the shareholders at the ensuing AGM, details of which are as under:

Sl. no.	Particulars	Amount paid per equity share of face value of Rs.2/- each (Rs.)	Date of declaration	Date of Payment
1.	Interim Dividend	4.00	27-Feb-24	27-Mar-24
2.	Final Dividend*	2.60	16-Jul-24 (35 <sup>th</sup> AGM)	Within 30 days of AGM

\* The Final Dividend, if declared in the ensuing AGM, will be paid within 30 days of the date of declaration to those members whose names appear in the Register of Members on the record date.

(vi) Listing of Equity Shares and Stock Codes

The names of Stock Exchanges at which the Company's Shares are listed, symbol/scrip code and status of payment of listing fees are as under:

Name and Address of the Stock Exchange	Scrip Symbol/ Code	Status of Annual Listing Fees
National Stock Exchange of India Limited Exchange Plaza, Plot No. C/1, G Block, Bandra-Kurla Complex, Bandra (E), Mumbai - 400051	DCMSHRIRAM	Paid
BSE Limited Phiroze Jeejeebhoy Towers, Dalal Street, Mumbai-400001	523367	Paid

Under the depository system, the ISIN allotted to the Company's Equity Shares of face value of Rs.2/- each, is INE499A01024.

(v) Listing of commercial papers

During the year ended 31<sup>st</sup> March 2024, the Company listed the following Commercial Paper issued by it, in accordance with the SEBI Circular No. SEBI/HO/DDHS/P/CIR/2021/613 dated 10<sup>th</sup> August 2021 as amended.

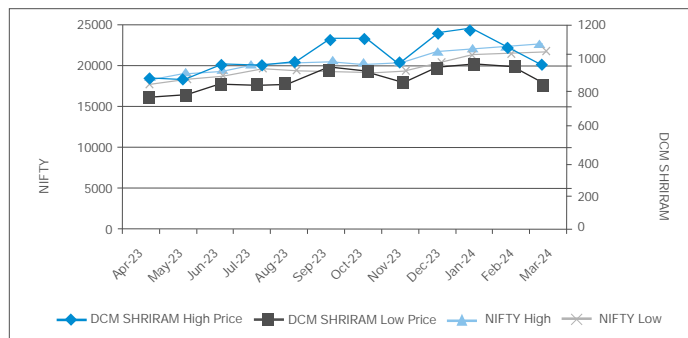
Sl. No:	Date of Issue	Amounts (Rs. in crore)	ISIN	Maturity Date
1	11-Jul-23	50	INE499A14CU3	20-Sep-23
2	30-Aug-23	50	INE499A14CV1	29-Nov-23

The said Commercial Papers have since been redeemed on the said maturity date(s).

(vi) Equity Share Price data for the year 2023-24

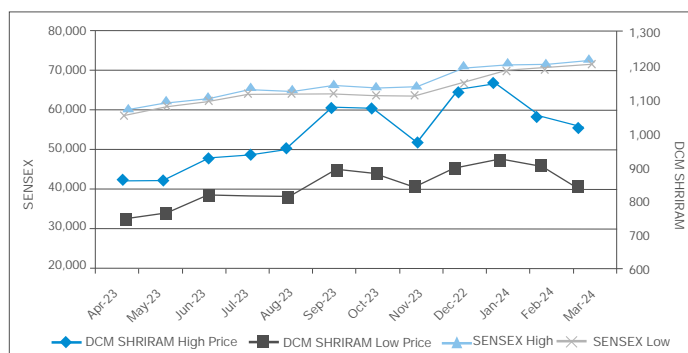
Equity Share Price on NSE and NIFTY

Month	DCM Shriram		NIFTY	
	High	Low	High	Low
Apr-23	870.70	748.00	18089.15	17312.75
May-23	872.00	772.05	18662.45	18042.40
Jun-23	944.85	841.20	19201.70	18464.55
Jul-23	950.00	826.30	19991.85	19234.40
Aug-23	964.40	834.00	19795.60	19223.65
Sep-23	1118.50	936.15	20222.45	19255.70
Oct-23	1111.00	915.00	19849.75	18837.85
Nov-23	965.00	851.35	20158.70	18973.70
Dec-23	1145.95	940.75	21801.45	20183.70
Jan-24	1175.00	965.10	22124.15	21137.20
Feb-24	1042.05	945.55	22297.50	21530.20
Mar-24	985.00	832.40	22526.60	21710.20



Equity Share Price on BSE and SENSEX

Month	DCM Shriram		SENSEX	
	High	Low	High	Low
Apr-23	870.20	748.35	61209.46	58793.08
May-23	868.00	773.40	63036.12	61002.17
Jun-23	944.45	840.45	64768.58	62359.14
Jul-23	948.25	826.70	67619.17	64836.16
Aug-23	963.00	833.40	66658.12	64723.63
Sep-23	1115.50	937.00	67927.23	64818.37
Oct-23	1110.00	913.00	66592.16	63092.98
Nov-23	963.00	857.00	67069.89	63550.46
Dec-23	1145.15	941.80	72484.34	67149.07
Jan-24	1175.00	967.00	73427.59	70001.60
Feb-24	1,042.00	944.20	73413.93	70809.84
Mar-24	984.80	840.15	74245.17	71674.42



(vii) Registrar and Share Transfer Agent: The Registrar and Share Transfer Agent (RTA) for the shares of the Company, both in physical and electronic mode, is MCS Share Transfer Agent Limited, and the address for correspondence with the RTA are as under:

MCS Share Transfer Agent Limited  
F-65, 1<sup>st</sup> Floor, Okhla Industrial Area, Phase-I  
New Delhi - 110020  
Tel. Nos.: 011-4140 6149 - 52  
E-mail : [helpdeskdelhi@mcsregistrars.com](mailto:helpdeskdelhi@mcsregistrars.com)  
[admin@mcsregistrars.com](mailto:admin@mcsregistrars.com)

(viii) Share Transfer System: The Company's shares are traded in the Stock Exchanges compulsorily in DEMAT mode.

(ix) Distribution of Shareholding as on 31<sup>st</sup> March 2024

No. of Shares		Shares		Shareholders	
From	To	Number	% to total no. of Shares	Number	% to total no. of Shareholders
1	500	43,24,376	2.77	52,804	92.36
501	1000	15,87,629	1.02	2,174	3.80
1001	2000	15,48,720	0.99	1,081	1.89
2001	3000	9,66,947	0.62	387	0.68
3001	4000	6,35,319	0.41	182	0.32
4001	5000	4,46,450	0.29	98	0.17
5001	10000	13,68,979	0.88	192	0.34
10001	50000	37,40,581	2.39	190	0.33
50001	100000	16,17,375	1.04	22	0.04
100001 & above		13,97,05,920	89.59	0.41	0.07
Total		15,59,42,296	100.00	57,171	100.00

(x) Dematerialization of Equity Shares and liquidity

As on 31<sup>st</sup> March 2024, 99.04% of the total eligible Equity Shares were in dematerialized form and the balance 0.96% shares were in physical form.

(xi) Outstanding GDRs, ADRs or warrants or any convertible instruments, conversion date and likely impact on equity

The Company has not issued any GDRs/ADRs/warrants or any convertible instruments, which are pending for conversion.

(xii) Commodity price risk or foreign exchange risk and hedging activities including commodity hedging

The Company's operations are mainly in India and therefore rupee denominated, except foreign currency denominated loans (Long Term and Short Term), imports of raw materials, consumables, stores & spares and capital goods and export of finished goods. Further, we have board approved Risk Management Policy and these liabilities and assets are accordingly hedged against foreign currency fluctuations.

The Company procures raw materials and consumables like coal, salt, etc. and these are not hedged. However, the Company partially manages the associated commodity price risks through commercial negotiation with customers and suppliers.

(xiii) Plant Locations

The Company's plants are located at Ajbapur, Rupapur, Hariawan, Loni (Uttar Pradesh), Bharuch (Gujarat), Kota, Bhiwadi (Rajasthan), Hyderabad (Telangana), Chennai (Tamil Nadu) and Bhubaneswar (Odisha).

(xiv) Address for Correspondence

REGISTERED AND CORPORATE OFFICE:

DCM Shriram LTD.  
2<sup>nd</sup> Floor, (West Wing)  
Worldmark 1, Aerocity  
New Delhi-110037  
Tel. No.: 011-4210 0200

EXCLUSIVE E-MAIL FOR INVESTORS:

The dedicated email ID for investors is

[shares@dcmsriram.com](mailto:shares@dcmsriram.com)

Note: Members holding shares in electronic mode should kindly address all their correspondence to their respective Depository Participants.

SMART ODR PORTAL

SEBI vide its circular dated July 31, 2023, has introduced a common Online Dispute Resolution Portal ("ODR Portal"), which harnesses online conciliation and online arbitration for resolution of disputes arising in the Indian Securities Market. The ODR Portal allows investors with additional mechanism to resolve their grievances, in case they are not satisfied with the resolution provided by the Company/RTA and/or through SCORES Platform of SEBI at any stage. Web-link to access the said portal is <https://smartodr.in/login>. The SEBI Circular as amended is also available on the website of the Company i.e. [www.dcmsriram.com](http://www.dcmsriram.com).

(xv) List of all credit ratings obtained

Sl. No.	Particulars	Rating
1.	Commercial Paper*#	(ICRA & CRISIL) A1+
2.	Short Term*	(ICRA) A1+
3.	Long Term*	(ICRA) AA+ (Stable)
4.	Fixed Deposit*	(ICRA) AA+ (Stable)

\* ICRA Ltd. has re-affirmed/assigned the said credit rating on bank facilities, commercial paper programme and fixed deposit programme of the Company vide its letter dated 1<sup>st</sup> August 2023.

# ICRA Ltd. and CRISIL Ratings Ltd. have re-affirmed/re-validated the said credit rating on Commercial paper programme of the Company vide its letter dated 25<sup>th</sup> August 2023.

(L) Other disclosures

- (i) There were no materially significant related party transactions during the year that had potential conflict with the interest of the Company at large.
- (ii) There were no instances of non-compliance by the Company, penalties, strictures imposed on the Company by the Stock Exchanges or SEBI or any other statutory authority on any matter related to the capital markets during the last three years.

- (iii) The Company has established a Vigil Mechanism/Whistle Blower Policy as per the requirement of the SEBI Listing Regulations, 2015 and the Companies Act, 2013. It is affirmed that no personnel was denied access to the Audit Committee.
- (iv) The Company is complying with all the mandatory requirements of SEBI Listing Regulations, 2015. With regard to non-mandatory requirements, for the last financial year, the auditors of the Company had issued audit reports with unmodified opinion, and the internal auditor reports directly to the Audit Committee.
- (v) The Company has formulated a Policy for determining 'Material' Subsidiaries, which is also available on the Company's website at the following web link:  
<https://www.dcmshriram.com/sites/default/files/MATERIAL%20SUBSIDIARY%20POLICY%20-%20FINAL.pdf>  
As on 31<sup>st</sup> March 2024, basis the above policy, there was no "Material Subsidiary" of the Company.
- (vi) The Company has formulated a Policy on dealing with Related Party Transactions, which is also available on the Company's website at the following web link:  
<https://www.dcmshriram.com/docs/files/RPT%20Policy.pdf>
- (vii) Details of utilization of funds raised through preferential allotment or qualified institutions placement, as specified under Regulation 32(7A) of SEBI Listing Regulations, 2015, was not applicable during the year under review.
- (viii) The Company has obtained a certificate from M/s Rohit Parmar & Associates, Company Secretaries, certifying that none of the Directors on the Board of the Company have been debarred or disqualified from being appointed or continuing as Director of companies by SEBI, Ministry of Corporate Affairs or any such statutory authority. Copy of the said certificate is enclosed to this report.
- (ix) There were no instances during the year under review, where the Board had not accepted any recommendation of any Committee of the Board.
- (x) The details of total fees for all services paid to the Statutory Auditors and their network firms/entities (registered with the ICAI as Chartered Accountant) during the year ended 31<sup>st</sup> March 2024, including for subsidiary company, was Rs.2.67 crore.
- (xi) Disclosures in relation to the Sexual Harassment of Women at Workplace (Prevention, Prohibition and Redressal) Act, 2013 for the year is as under:

Number of complaints filed during the financial year	Number of complaints disposed off during the financial year	Number of complaints pending as on end of the financial year
1	1	0

- (xii) Details of loans and advances in the nature of loans to firms/companies in which directors are interested, are appearing at Note No. 31 of the Notes to Accounts forming part of the Standalone Financial Statements appearing in this Annual Report.
- (xiii) The Company is in compliance with Corporate Governance requirements as specified in Regulations 17 to 27 and clauses (b) to (i) of Regulation 46(2) read with sub-paras (2) to (10) of Schedule V of SEBI Listing Regulations, 2015.
- (xiv) In compliance with the provisions of SEBI Listing Regulations, 2015, the Board has laid down a Code of Conduct for all Board Members and Senior Management Team. A copy of the said Code of Conduct is available on the Company's website at the following web link:  
<https://www.dcmshriram.com/docs/corporate-governance/code-of-conduct/code-of-conduct-brd-memb-and-sr-mgmt-final-bm-04102014.pdf>  
All Board Members and Senior Management Personnel have affirmed compliance of Code of Conduct as on 31<sup>st</sup> March 2024 and a declaration to that effect signed by Chairman & Senior Managing Director is appearing below:

Declaration regarding compliance of Code of Conduct

I, Ajay S. Shriram, Chairman & Senior Managing Director and CEO of DCM Shriram LTD. hereby declare that all Board Members and Senior Management Personnel have affirmed compliance of the Code of Conduct for the year ended 31<sup>st</sup> March 2024.

(AJAY S. SHRIRAM)  
Chairman & Sr. Managing Director  
DIN : 00027137

- (xv) A certificate from the statutory auditors regarding compliance of conditions of corporate governance is annexed with this report.
- (xvi) As on 31<sup>st</sup> March 2024, there are no shares lying in the demat suspense account / unclaimed suspense account of the Company.
- (xvii) During the year under review, there were no disclosures under Clause 5A of paragraph A of Part A of Schedule III of SEBI Listing Regulations, 2015.

Place : New Delhi  
Date : 6<sup>th</sup> May 2024

(AJAY S. SHRIRAM)  
Chairman & Sr. Managing Director  
DIN : 00027137

**CERTIFICATE OF NON-DISQUALIFICATION OF DIRECTORS**

(Pursuant to Regulation 34(3) read with Schedule V Para-C Clause 10(i) of the SEBI (Listing Obligations and Disclosure Requirements) Regulations, 2015)

To  
The Members  
DCM Shriram Limited  
2nd Floor, (West Wing) Worldmark 1,  
Aerocity, New Delhi-110037

I have examined the relevant registers, records, forms, returns and disclosures received from the Directors of DCM Shriram Limited having CIN L74899DL1989PLC034923 and having registered office at the 2nd Floor, (West Wing) Worldmark 1, Aerocity, New Delhi-110037 (hereinafter referred to as 'the Company'), produced before me by the Company for the purpose of issuing this Certificate, in accordance with Regulation 34(3) read with Schedule V Para-C Clause 10(i) of the Securities and Exchange Board of India (Listing Obligations and Disclosure Requirements) Regulations, 2015.

In my opinion and to the best of my information and according to the verifications (including Directors Identification Number (DIN) status at the portal www.mca.gov.in) as considered necessary and explanations furnished to me by the Company & its officers, I hereby certify that none of the Directors on the Board of the Company as stated below for the financial year ending on March 31, 2024, have been debarred or disqualified from being appointed or continuing as Directors of companies by the Securities and Exchange Board of India, Ministry of Corporate Affairs, or any such other Statutory Authority.

S.No.	Name of Director	DIN	Date of appointment in Company*
1.	Mr. Ajay Shridhar Shriram	00027137	24/07/1989
2.	Mr. Vikram Shridhar Shriram	00027187	22/05/1990
3.	Mr. Ajit Shridhar Shriram	00027918	02/05/2001
4.	Mr. Aditya Ajay Shriram	10157483	02/07/2023
5.	Mr. Kuldeep Kumar Kaul**	00980318	02/07/2014
6.	Mr. Krishan Kumar Sharma	07951296	20/11/2017
7.	Mr. Pradeep Dinodia	00027995	18/07/1994
8.	Mr. Vimal Bhandari	00001318	13/05/2003
9.	Mr. Sunil Kant Munjal	00003902	13/05/2003
10.	Mrs. Ramni Nirula	00015330	03/02/2015
11.	Justice (Retired) Vikramajit Sen	00866743	09/08/2016
12.	Mr. Pravesh Sharma	02252345	09/08/2016
13.	Mrs. Sarita Garg***	08926869	20/10/2020
14.	Mr. Rabi Narayan Mishra	10377015	01/11/2023

\*The date of appointment is as per the MCA Portal.

\*\*Resigned from directorship w.e.f. 01/07/2023.

\*\*\* Resigned from directorship w.e.f. 31/10/2023.

Ensuring the eligibility of the appointment / continuity of every Director on the Board is the responsibility of the management of the Company. My responsibility is to express an opinion on these, based on my verification. This certificate is neither an assurance as to the future viability of the Company nor of the efficiency or effectiveness with which the management has conducted the affairs of the Company.

For Rohit Parmar & Associates  
Company Secretaries  
Unique Code No.: S2021DE820800  
Rohit Parmar  
ACS No.: A54442; COP No. 22137  
Peer Review no.: 2122/2022  
UDIN: A054442F000279425

Date: April 30, 2024  
Place: New Delhi



INDEPENDENT AUDITOR'S CERTIFICATE ON CORPORATE GOVERNANCE

To  
The Board of Directors  
DCM Shriram Limited  
World Mark 1, 2nd Floor (West Wing)  
Aerocity, New Delhi – 110037

1. This certificate is issued in accordance with the terms of our engagement letter dated September 28, 2023.
2. We, Deloitte Haskins & Sells, Chartered Accountants, the Statutory Auditors of DCM Shriram Limited ("the Company"), have examined the compliance of conditions of Corporate Governance by the Company, for the year ended on March 31, 2024, as stipulated in regulations 17 to 27 and clauses (b) to (i) of regulation 46(2) and para C and D of Schedule V of the SEBI (Listing Obligations and Disclosure Requirements) Regulations, 2015 (the Listing Regulations).

Managements' Responsibility

3. The compliance of conditions of Corporate Governance is the responsibility of the Management. This responsibility includes the design, implementation and maintenance of internal control and procedures to ensure the compliance with the conditions of the Corporate Governance stipulated in Listing Regulations.

Auditor's Responsibility

4. Our responsibility is limited to examining the procedures and implementation thereof, adopted by the Company for ensuring compliance with the conditions of the Corporate Governance. It is neither an audit nor an expression of opinion on the financial statements of the Company.
5. We have examined the books of account and other relevant records and documents maintained by the Company for the purposes of providing reasonable assurance on the compliance with Corporate Governance requirements by the Company.
6. We have carried out an examination of the relevant records of the Company in accordance with the Guidance Note on Certification of Corporate Governance issued by the Institute of the Chartered Accountants of India (the ICAI), the Standards on Auditing specified under Section 143(10) of the Companies Act 2013, in so far as applicable for the purpose of this certificate and as per the Guidance Note on Reports or Certificates for Special Purposes issued by the ICAI which requires that we comply with the ethical requirements of the Code of Ethics issued by the ICAI.
7. We have complied with the relevant applicable requirements of the Standard on Quality Control (SQC) 1, Quality Control for Firms that Perform Audits and Reviews of Historical Financial Information, and Other Assurance and Related Services Engagements.

Opinion

8. Based on our examination of the relevant records and according to the information and explanations provided to us and the representations provided by the Management, we certify that the Company has complied with the conditions of Corporate Governance as stipulated in regulations 17 to 27 and clauses (b) to (i) of regulation 46(2) and para C and D of Schedule V of the Listing Regulations (as amended) during the year ended March 31, 2024.
9. We state that such compliance is neither an assurance as to the future viability of the Company nor the efficiency or effectiveness with which the Management has conducted the affairs of the Company.

For Deloitte Haskins & Sells  
Chartered Accountants  
(Firm's Registration No. 015125N)

Vijay Agarwal  
(Partner)  
(Membership No. 094468)  
(UDIN:24094468BKCCZT7932)

Place: New Delhi  
Date: May 06, 2024

# Independent Auditor's Report

## To The Members of DCM Shriram Limited

Report on the Audit of the Standalone Financial Statements

### Opinion

We have audited the accompanying standalone financial statements of DCM Shriram Limited ("the Company"), which comprise the Balance Sheet as at March 31, 2024, and the Statement of Profit and Loss (including Other Comprehensive Income), the Statement of Cash Flows and the Statement of Changes in Equity for the year ended on that date, and notes to the financial statements, including a summary of material accounting policies and other explanatory information.

In our opinion and to the best of our information and according to the explanations given to us, the aforesaid standalone financial statements give the information required by the Companies Act, 2013 ("the Act") in the manner so required and give a true and fair view in conformity with the Indian Accounting Standards prescribed under section 133 of the Act ("Ind AS") and other accounting principles generally accepted in India, of the state of affairs of the Company as at March 31, 2024, and its profit, total comprehensive income, its cash flows and the changes in equity for the year ended on that date.

### Basis for Opinion

We conducted our audit of the standalone financial statements in accordance with the Standards on Auditing ("SAs") specified under section 143(10) of the Act. Our responsibilities under those Standards are further described in the Auditor's Responsibility for the Audit of the Standalone Financial Statements section of our report. We are independent of the Company in accordance with the Code of Ethics issued by the Institute of Chartered Accountants of India ("ICAI") together with the ethical requirements that are relevant to our audit of the standalone financial statements under the provisions of the Act and the Rules made thereunder, and we have fulfilled our other ethical responsibilities in accordance with these requirements and the ICAI's Code of Ethics. We believe that the audit evidence obtained by us is sufficient and appropriate to provide a basis for our audit opinion on the standalone financial statements.

### Key Audit Matters

Key audit matters are those matters that, in our professional judgment, were of most significance in our audit of the standalone financial statements of the current period. These matters were addressed in the context of our audit of the standalone financial statements as a whole, and in forming our opinion thereon, and we do not provide a separate opinion on these matters. We have determined the matters described below to be the key audit matters to be communicated in our report.

Sr. No.	Key Audit Matter	Auditor's Response
1.	<p>Projects under implementation (Capital work-in-progress (CWIP))</p> <p>The Company has various projects under implementation at the Bharuch (Gujarat) chemical complex. These projects take a substantial period of time to get ready for intended use.</p> <p>Inappropriate amount and timing of capitalization of the project could result in material misstatement of Capital work-in-progress/ Property, Plant and Equipment (PPE) with a consequent impact on depreciation charge and results for the year.</p> <p>We considered this to be a Key audit matter due to significance of amount incurred on such items, judgement involved in determining the eligibility of costs; determining when the whole/partial project is ready for use as intended by the management and qualifies for capitalization as per the criteria set out in Ind AS 16 Property, Plant and Equipment.</p> <p>(Refer to the accompanying notes 1.3(a), 1.4(i), 2.1, 23 and 55(a) forming integral part of the standalone financial statements)</p>	<p>Principal audit procedures performed:</p> <ul style="list-style-type: none"> <li>• Our audit approach consisted evaluation of design and implementation of controls, and testing the operating effectiveness of controls related to capital expenditure and capitalization of assets.</li> <li>• We assessed the appropriateness of the accounting policy for property, plant and equipment as per the relevant accounting standard.</li> <li>• We tested the source documentation to determine whether the expenditure is of capital nature and has been appropriately approved and segregated into appropriate categories.</li> <li>• We physically verified existence of capital work in progress through sites visits.</li> <li>• In relation to borrowing costs capitalized, we obtained the supporting calculations, verified the inputs to the calculation and tested the arithmetical accuracy of the model.</li> <li>• We obtained and read the project review reports issued by the external consultant (engaged by the Company) together with enquiry procedures from the Company's management to assess the progress of the projects; management's intention and ability to carry forward and bring the asset to its state of intended use.</li> <li>• Ensured adequacy of disclosures in the standalone financial statements.</li> </ul>

# Independent Auditor's Report

## Information Other than the Financial Statements and Auditor's Report Thereon

- The Company's Board of Directors is responsible for the other information. The other information comprises the information included in the Annual Report, but does not include the standalone financial statements and our auditor's report thereon.
- Our opinion on the standalone financial statements does not cover the other information and we do not express any form of assurance conclusion thereon.
- In connection with our audit of the standalone financial statements, our responsibility is to read the other information and, in doing so, consider whether the other information is materially inconsistent with the standalone financial statements, or our knowledge obtained during the course of our audit or otherwise appears to be materially misstated.
- If, based on the work we have performed, we conclude that there is a material misstatement of this other information, we are required to report that fact. We have nothing to report in this regard.

## Responsibilities of Management and Those Charged with Governance for the Standalone Financial Statements

The Company's Board of Directors is responsible for the matters stated in section 134(5) of the Act with respect to the preparation of these standalone financial statements that give a true and fair view of the financial position, financial performance including other comprehensive income, cash flows and changes in equity of the Company in accordance with the accounting principles generally accepted in India, including Ind AS specified under section 133 of the Act. This responsibility also includes maintenance of adequate accounting records in accordance with the provisions of the Act for safeguarding the assets of the Company and for preventing and detecting frauds and other irregularities; selection and application of appropriate accounting policies; making judgments and estimates that are reasonable and prudent; and design, implementation and maintenance of adequate internal financial controls, that were operating effectively for ensuring the accuracy and completeness of the accounting records, relevant to the preparation and presentation of the financial statements that give a true and fair view and are free from material misstatement, whether due to fraud or error.

In preparing the standalone financial statements, management and Board of Directors is responsible for assessing the Company's ability to continue as a going concern, disclosing, as applicable, matters related to going concern and using the going concern basis of accounting unless the Board of Directors either intend to liquidate the Company or to cease operations, or has no realistic alternative but to do so.

The Company's Board of Directors are also responsible for overseeing the Company's financial reporting process.

## Auditor's Responsibility for the Audit of the Standalone Financial Statements

Our objectives are to obtain reasonable assurance about whether the standalone financial statements as a whole are free from material misstatement, whether due to fraud or error, and to issue an auditor's report that includes our opinion. Reasonable assurance is a high level of assurance, but is not a guarantee that an audit conducted in accordance with SAs will always detect a material misstatement when it exists. Misstatements can arise from fraud or error and are considered material if, individually or in the aggregate, they could reasonably be expected to influence the economic decisions of users taken on the basis of these standalone financial statements.

As part of an audit in accordance with SAs, we exercise professional judgment and maintain professional skepticism throughout the audit. We also:

- Identify and assess the risks of material misstatement of the standalone financial statements, whether due to fraud or error, design and perform audit procedures responsive to those risks, and obtain audit evidence that is sufficient and appropriate to provide a basis for our opinion. The risk of not detecting a material misstatement resulting from fraud is higher than for one resulting from error, as fraud may involve collusion, forgery, intentional omissions, misrepresentations, or the override of internal control.
- Obtain an understanding of internal financial controls relevant to the audit in order to design audit procedures that are appropriate in the circumstances. Under section 143(3)(i) of the Act, we are also responsible for expressing our opinion on whether the Company has adequate internal financial controls with reference to standalone financial statements in place and the operating effectiveness of such controls.
- Evaluate the appropriateness of accounting policies used and the reasonableness of accounting estimates and related disclosures made by the management.
- Conclude on the appropriateness of management's use of the going concern basis of accounting and, based on the audit evidence obtained, whether a material uncertainty exists related to events or conditions that may cast significant doubt on the Company's ability to continue as a going concern. If we conclude that a material uncertainty exists, we are required to draw attention in our auditor's report to the related disclosures in the standalone financial statements or, if such disclosures are inadequate, to modify our opinion. Our conclusions are based on the audit evidence obtained up to the date of our auditor's report. However, future events or conditions may cause the Company to cease to continue as a going concern.
- Evaluate the overall presentation, structure and content of the standalone financial statements, including the disclosures, and whether the standalone financial statements represent the underlying transactions and events in a manner that achieves fair presentation.

Materiality is the magnitude of misstatements in the standalone financial statements that, individually or in aggregate, makes it probable that the economic decisions of a reasonably knowledgeable user of the standalone financial statements may be influenced. We consider quantitative materiality and qualitative factors in (i) planning the scope of our audit work and in evaluating the results of our work; and (ii) to evaluate the effect of any identified misstatements in the standalone financial statements.

We communicate with those charged with governance regarding, among other matters, the planned scope and timing of the audit and significant audit findings, including any significant deficiencies in internal financial controls that we identify during our audit.

We also provide those charged with governance with a statement that we have complied with relevant ethical requirements regarding independence, and to communicate with them all relationships and other matters that may reasonably be thought to bear on our independence, and where applicable, related safeguards.

From the matters communicated with those charged with governance, we determine those matters that were of most significance in the audit of the standalone financial statements of the current period and are therefore the key audit matters. We describe these matters in our auditor's report unless law or regulation precludes public disclosure about the matter or when, in extremely rare circumstances, we determine that a matter should not be communicated in our report because the adverse consequences of doing so would reasonably be expected to outweigh the public interest benefits of such communication.

# Independent Auditor's Report

## Report on Other Legal and Regulatory Requirements

1. As required by Section 143(3) of the Act, based on our audit, we report that:
    - a) We have sought and obtained all the information and explanations which to the best of our knowledge and belief were necessary for the purposes of our audit.
    - b) In our opinion, proper books of account as required by law have been kept by the Company so far as it appears from our examination of those books.
    - c) The Balance Sheet, the Statement of Profit and Loss including Other Comprehensive Income, the Statement of Cash Flows and Statement of Changes in Equity dealt with by this Report are in agreement with the books of account.
    - d) In our opinion, the aforesaid standalone financial statements comply with the Ind AS specified under Section 133 of the Act.
    - e) On the basis of the written representations received from the directors as on March 31, 2024 taken on record by the Board of Directors, none of the directors is disqualified as on March 31, 2024 from being appointed as a director in terms of Section 164(2) of the Act.
    - f) With respect to the adequacy of the internal financial controls with reference to standalone financial statements of the Company and the operating effectiveness of such controls, refer to our separate Report in "Annexure A". Our report expresses an unmodified opinion on the adequacy and operating effectiveness of the Company's internal financial controls with reference to standalone financial statements.
    - g) With respect to the other matters to be included in the Auditor's Report in accordance with the requirements of section 197(16) of the Act, as amended,
 

In our opinion and to the best of our information and according to the explanations given to us, the remuneration paid by the Company to its directors during the year is in accordance with the provisions of section 197 of the Act.
    - h) With respect to the other matters to be included in the Auditor's Report in accordance with Rule 11 of the Companies (Audit and Auditors) Rules, 2014, as amended in our opinion and to the best of our information and according to the explanations given to us:
      - i. The Company has disclosed the impact of pending litigations on its financial position in its standalone financial statements. Refer Note 28(i) to the standalone financial statements.
      - ii. The Company has made provision, as required under the applicable law or accounting standards, for material foreseeable losses, if any, on derivative contracts. The Company did not have any long-term contracts for which there were any material foreseeable losses.
      - iii. There has been no delay in transferring amounts, required to be transferred, to the Investor Education and Protection Fund by the Company.
      - iv. (a) The Management has represented that, to the best of its knowledge and belief, no funds have been advanced or loaned or invested (either from borrowed funds or share premium or any other sources or kind of funds) by the Company to or in any other person(s) or entity(ies), including foreign entities ("Intermediaries"), with the understanding, whether recorded in writing or otherwise, that the Intermediary shall, directly or indirectly lend or invest in other persons or entities identified in any manner whatsoever by or on behalf of the Company ("Ultimate Beneficiaries") or provide any guarantee, security or the like on behalf of the Ultimate Beneficiaries.
      - (b) The Management has represented, that, to the best of its knowledge and belief, no funds have been received by the Company from any person(s) or entity(ies), including foreign entities ("Funding Parties"), with the understanding, whether recorded in writing or otherwise, that the Company shall, directly or indirectly, lend or invest in other persons or entities identified in any manner whatsoever by or on behalf of the Funding Party ("Ultimate Beneficiaries") or provide any guarantee, security or the like on behalf of the Ultimate Beneficiaries.
      - (c) Based on the audit procedures performed that have been considered reasonable and appropriate in the circumstances, nothing has come to our notice that has caused us to believe that the representations under sub-clause (i) and (ii) of Rule 11(e), as provided under (a) and (b) above, contain any material misstatement.
  - v. The final dividend proposed in the previous year, declared, and paid by the Company during the year is in accordance with section 123 of the Act, as applicable. The interim dividend declared and paid by the Company during the year and until the date of this report is in compliance with section 123 of the Act.
 

As stated in note 51 to the standalone financial statements, the Board of Directors of the Company has proposed final dividend for the year which is subject to the approval of the members at the ensuing Annual General Meeting. Such dividend proposed is in accordance with section 123 of the Act, as applicable.
  - vi. Based on our examination, which included test checks, the Company has used an accounting software(s) for maintaining its books of account for the financial year ended March 31, 2024 which has a feature of recording audit trail (edit log) facility and the same has operated throughout the year for all relevant transactions recorded in the software(s). Further, during the course of our audit we did not come across any instance of the audit trail feature being tampered with.
 

As proviso to Rule 3(1) of the Companies (Accounts) Rules, 2014 is applicable from April 1, 2023, reporting under Rule 11 (g) of the Companies (Audit and Auditors) Rules, 2014 on preservation of audit trail as per the statutory requirements for record retention is not applicable for the financial year ended March 31, 2024.
2. As required by the Companies (Auditor's Report) Order, 2020 ("the Order") issued by the Central Government in terms of Section 143(11) of the Act, we give in "Annexure B" a statement on the matters specified in paragraphs 3 and 4 of the Order.
 

For Deloitte Haskins & Sells  
Chartered Accountants  
(Firm's Registration No.015125N)

Vijay Agarwal  
(Partner)  
(Membership No. 094468)  
UDIN: 24094468BKCCZ9849

Place: New Delhi  
Date: May 06, 2024

# Independent Auditor's Report

## ANNEXURE "A" TO THE INDEPENDENT AUDITOR'S REPORT (Referred to in paragraph 1(f) under 'Report on Other Legal and Regulatory Requirements' section of our report of even date)

Report on the Internal Financial Controls with reference to standalone financial statements under Clause (i) of Sub-section 3 of Section 143 of the Companies Act, 2013 ("the Act")

We have audited the internal financial controls with reference to standalone financial statements of DCM Shriram Limited ("the Company") as at March 31, 2024, in conjunction with our audit of the standalone Ind AS financial statements of the Company for the year ended on that date.

### Management's Responsibility for Internal Financial Controls

The Company's management is responsible for establishing and maintaining internal financial controls with reference to standalone financial statements based on "the internal control with reference to standalone financial statements criteria established by the Company considering the essential components of internal control stated in the Guidance Note on Audit of Internal Financial Controls Over Financial Reporting issued by the Institute of Chartered Accountants of India". These responsibilities include the design, implementation and maintenance of adequate internal financial controls that were operating effectively for ensuring the orderly and efficient conduct of its business, including adherence to the company's policies, the safeguarding of its assets, the prevention and detection of frauds and errors, the accuracy and completeness of the accounting records, and the timely preparation of reliable financial information, as required under the Companies Act, 2013.

### Auditor's Responsibility

Our responsibility is to express an opinion on the Company's internal financial controls with reference to standalone financial statements of the Company based on our audit. We conducted our audit in accordance with the Guidance Note on Audit of Internal Financial Controls Over Financial Reporting (the "Guidance Note") issued by the Institute of Chartered Accountants of India and the Standards on Auditing prescribed under Section 143(10) of the Companies Act, 2013, to the extent applicable to an audit of internal financial controls with reference to standalone financial statements. Those Standards and the Guidance Note require that we comply with ethical requirements and plan and perform the audit to obtain reasonable assurance about whether adequate internal financial controls with reference to standalone financial statements was established and maintained and if such controls operated effectively in all material respects.

Our audit involves performing procedures to obtain audit evidence about the adequacy of the internal financial controls with reference to standalone financial statements and their operating effectiveness. Our audit of internal financial controls with reference to standalone financial statements included obtaining an understanding of internal financial controls with reference to standalone financial statements, assessing the risk that a material weakness exists, and testing and evaluating the design and operating effectiveness of internal control based on the assessed risk. The procedures selected depend on the auditor's judgement, including the assessment of the risks of material misstatement of the financial statements, whether due to fraud or error.

We believe that the audit evidence we have obtained is sufficient and appropriate to provide a basis for our audit opinion on the Company's internal financial controls with reference to standalone financial statements.

## Meaning of Internal Financial Controls with reference to standalone financial statements

A company's internal financial control with reference to standalone financial statements is a process designed to provide reasonable assurance regarding the reliability of financial reporting and the preparation of financial statements for external purposes in accordance with generally accepted accounting principles. A company's internal financial control with reference to standalone financial statements includes those policies and procedures that (1) pertain to the maintenance of records that, in reasonable detail, accurately and fairly reflect the transactions and dispositions of the assets of the company; (2) provide reasonable assurance that transactions are recorded as necessary to permit preparation of financial statements in accordance with generally accepted accounting principles, and that receipts and expenditures of the company are being made only in accordance with authorisations of management and directors of the company; and (3) provide reasonable assurance regarding prevention or timely detection of unauthorised acquisition, use, or disposition of the company's assets that could have a material effect on the financial statements.

## Inherent Limitations of Internal Financial Controls with reference to standalone financial statements

Because of the inherent limitations of internal financial controls with reference to standalone financial statements, including the possibility of collusion or improper management override of controls, material misstatements due to error or fraud may occur and not be detected. Also, projections of any evaluation of the internal financial controls with reference to standalone financial statements to future periods are subject to the risk that the internal financial control with reference to standalone financial statements may become inadequate because of changes in conditions, or that the degree of compliance with the policies or procedures may deteriorate.

## Opinion

In our opinion, to the best of our information and according to the explanations given to us, the Company has, in all material respects, an adequate internal financial controls with reference to standalone financial statements and such internal financial controls with reference to standalone financial statements were operating effectively as at March 31, 2024, based on the criteria for internal financial control with reference to standalone financial statements established by the Company considering the essential components of internal control stated in the Guidance Note on Audit of Internal Financial Controls Over Financial Reporting issued by the Institute of Chartered Accountants of India.

For Deloitte Haskins & Sells  
Chartered Accountants  
(Firm's Registration No.015125N)

Vijay Agarwal  
(Partner)  
(Membership No. 094468)  
UDIN: 24094468BKCCZW9849

Place: New Delhi  
Date: May 06, 2024



# Independent Auditor's Report

## Annexure B to the Independent Auditors' Report

(Referred to in paragraph 2 under 'Report on Other Legal and Regulatory Requirements' section of our report of even date)

In terms of the information and explanations sought by us and given by the Company and the books of account and records examined by us in the normal course of audit and to the best of our knowledge and belief, we state that:

- (i) (a) A. The Company has maintained proper records showing full particulars, including quantitative details and situation of Property, Plant and Equipment, capital work-in-progress, investment properties and relevant details of right-of-use assets.
- B. The Company has maintained proper records showing full particulars of intangible assets.
- (b) The Company has a program of verification of Property, Plant and Equipment and right-of-use assets so to cover all the items once every 3 years which, in our opinion, is reasonable having regard to the size of the Company and the nature of its assets. Pursuant to the program, certain Property, Plant and Equipment were due for verification during the year and were physically verified by the Management during the year. According to the information and explanations given to us, no material discrepancies were noticed on such verification.
- (c) Based on the examination of the registered sale deed / transfer deed provided to us, we report that, the title deeds of all the immovable properties of land and buildings (except for in case where such immovable properties have been transferred pursuant to the scheme of amalgamation under section 391 to 394 of the Companies Act, 1956, the transfer is through the Order of the Hon'ble High Courts and where the Company is the lessee and the lease agreements are duly executed in favour of the Company) disclosed in the financial statements included in property, plant and equipment, investment properties and non-current assets held for sale are held in the name of the Company as at the balance sheet date, except in the case of an immovable property of the Company as listed below whose title deeds is under dispute:

- (d) The Company has not revalued any of its property, plant and equipment including Right of Use assets and intangible assets during the year.
- (e) No proceedings have been initiated during the year or are pending against the Company as at March 31, 2024 for holding any benami property under the Benami Transactions (Prohibition) Act, 1988 (as amended in 2016) and rules made thereunder.
- (ii) (a) The inventories except for goods-in-transit, were physically verified during the year by the Management at reasonable intervals. In our opinion and based on information and explanations given to us, the coverage and procedure of such verification by the Management is appropriate having regard to the size of the Company and the nature of its operations. Majority of the goods have been received subsequent to the year end. No discrepancies of 10% or more in the aggregate for each class of inventories were noticed on such physical verification of inventories performed, when compared with the books of account.
- (b) According to the information and explanations given to us, the Company has been sanctioned working capital limits in excess of Rs. 5 crores, in aggregate, at points of time during the year, from banks on the basis of security of current assets. In our opinion and according to the information and explanations given to us, the quarterly returns or statements comprising stock statements, book debt statements and other stipulated financial information filed by the Company with such banks are in agreement with the unaudited books of account of the Company of the respective quarters (upto December 31, 2023). The Company is yet to submit the return/ statement for the quarter ended March 31, 2024 with the banks or financial institutions.

Description of property	As at March 31, 2024	Held in the name of	Whether promoter, director or their relative or employee	Period held	Reason for not being held in the name of the Company
	Gross carrying value (Rs. in Cr.)				
Freehold land located at Plot No. 39, Phase-I, I.P, Pashamylaram, Hyderabad admeasuring 20,378 sq mtr.	1.56	Andhra Pradesh Industrial Infrastructure Corporation Limited (now Telangana State Industrial Infrastructure Corporation [TSIIC])	No	17 years (since February 5, 2007)	In dispute*

\*The Company has filed a writ petition before High Court of Telangana against cancellation of provisional allotment of the Land by TSIIC. The High Court has provided an interim stay against cancellation.

# Independent Auditor's Report

(iii) The Company has made investments in five companies and granted unsecured loans to four companies and other parties during the year, in respect of which:

(a) The Company has provided loans during the year and details of which are given below:

Particulars	Amount (Rs. in cr.)
A. Aggregate amount of loan granted during the year:	
- Subsidiaries	13.65
- Employee loans	10.30
B. Balance outstanding as at balance sheet date in respect of above cases:*	
- Subsidiaries	13.65
- Employee loans	24.82

\* The amounts reported are at gross amounts and no provisions made during the year.

The Company has not provided any guarantee or security to any other entity during the year.

(b) The investments made and the terms and conditions of the grant of all the above-mentioned loans, during the year are, in our opinion, prima facie, not prejudicial to the Company's interest.

(c) In respect of the abovementioned loans granted by the Company, the schedule of repayment of principal and payment of interest has been stipulated and the repayments of principal amounts and receipts of interest are regular as per stipulation.

(d) According to information and explanations given to us and based on the audit procedures performed, in respect of loans granted and advances in the nature of loans provided by the Company, there is no overdue amount remaining outstanding as at the balance sheet date.

(e) None of the loans granted by the Company have fallen due during the year.

(f) According to information and explanations given to us and based on the audit procedures performed, the Company has not granted any loans or advances in the nature of loans either repayable on demand or without specifying any terms or period of repayment during the year. Hence, reporting under clause (iii)(f) is not applicable.

(iv) The Company has complied with the provisions of Sections 185 and 186 of the Companies Act, 2013 in respect of loans granted, investments made and guarantees, and securities provided, as applicable.

(v) In our opinion the Company has complied with the provisions of Sections 73 to 76 or any other relevant provisions of the Companies Act, 2013 and the Companies (Acceptance of Deposits) Rules, 2014, as amended, with regard to the deposits accepted and amounts deemed to be deposits accepted. According to the information and explanations given to us, no order has been passed by the Company Law Board or the National Company Law Tribunal or the Reserve Bank of India or any Court or any other Tribunal against the Company in this regard.

(vi) The maintenance of cost records has been specified by the Central Government under section 148(1) of the Companies Act, 2013 in respect of its following products: Sugar, Cement, Fertilisers, Chemicals, Polyvinyl Chloride (PVC) resin, Unplasticized Polyvinyl Chloride (UPVC) doors and windows and electrical energy businesses. We have broadly reviewed the books of account maintained by the Company pursuant to the Companies (Cost Records and Audit) Rules, 2014, as amended, prescribed by the Central Government for maintenance of cost records under Section 148(1) of the Companies Act, 2013, and are of the opinion that, prima facie, the prescribed cost records have been made and maintained by the Company. We have, however, not made a detailed examination of the cost records with a view to determine whether they are accurate or complete.

(vii) (A) In respect of statutory dues:

Undisputed statutory dues, including Goods and Service tax, Provident Fund, Employees' State Insurance, Income-tax, duty of Customs, duty of Excise, cess and other material statutory dues applicable to the Company have been regularly deposited by it with the appropriate authorities in all cases during the year.

There were no undisputed amounts payable in respect of Goods and Service tax, Provident Fund, Employees' State Insurance, Income-tax, duty of Customs, duty of Excise, cess and other material statutory dues in arrears as at March 31, 2024 for a period of more than six months from the date they became payable.

# Independent Auditor's Report

(B) Details of statutory dues referred to in sub-clause (a) above which have not been deposited as on March 31, 2024 on account of disputes are given below:

Name of Statute	Nature of Dues	Forum where Dispute is Pending	Period to which the Amount Relates	Unpaid Amount (Rs. in Cr) #
Central Excise Act, 1944	Excise Duty	Customs, Excise and Service Tax Appellate Tribunal	2002-03, 2015-16 to 2017-18	3.32
Central Excise Act, 1944	Excise Duty	Appellate authority upto Commissioner level	2007-08, 2008-09, 2015-16	0.43
Finance Act, 1994	Service Tax	Customs, Excise and Service Tax Appellate Tribunal	2015-16	0.04
Finance Act, 1994	Service Tax	Appellate authority upto Commissioner level	2016-17	0.21
Sales Tax Laws	Sales Tax	Sales Tax Tribunal	2011-12	0.17
Sales Tax Laws	Sales Tax	Rajasthan Tax Board	2011-12	-
Sales Tax Laws	Sales Tax	Appellate authority upto Commissioner level	2007-08, 2016-17, 2017-18	0.97
Customs Tax Act, 1962	Customs duty	Customs, Excise and Service Tax Appellate Tribunal	2012-13	9.20
Customs Tax Act, 1962	Customs duty	Appellate authority upto Commissioner level	2020-21 to 2021-22	0.36
Electricity Duty Act, 1962	Electricity Duty	Appellate Authority, Commercial Tax, Kota, Rajasthan	2014-15 to 2016-17	13.56
CGST Act, 2017	Good and Services Tax	Appellate Authority, Delhi	2017-18	0.25
CGST Act, 2017	Good and Services Tax	Appellate Authority, Andhra Pradesh	2019-20	0.01
Chhattisgarh Value Added Sales Tax Act, 2003	Value added Tax	Appellate Authority, Chhattisgarh	2016-17	0.09 <sup>^</sup>
CGST Act, 2017	Good and Services Tax	Deputy Commissioner of State Tax (GST Appeals), Chennai	2022-23	0.05

The following matters have been decided in favour of the Company although departments have preferred appeal at higher levels:

Name of Statute	Nature of Dues	Forum where Dispute is Pending	Period to which the Amount Relates	Unpaid Amount (Rs. in Cr) #
Central Excise Act, 1944	Excise Duty	High Court	2005-06, 2008-09	3.41
Finance Act, 1994	Service Tax	Supreme Court	2008-09 to 2012-13	31.66
Sales Tax Laws	Sales Tax	Supreme Court	2000-01, 2003-04	16.75
Trade Tax	Entry Tax	High Court	2004-05 to 2006-07	0.85

# Net of amount paid under protest amounting to Rs. 0.04 Cr, Rs. 0.52 Cr, Rs. 0.65 Cr and Rs. 0.01 Cr relating to Excise duty, Sales Tax, custom duty and Goods and services tax respectively.

<sup>^</sup> favourable appeal order received from Appellate authority on May 03, 2024 dropping the entire demand.

# Independent Auditor's Report

- (viii) There were no transactions relating to previously unrecorded income that were surrendered or disclosed as income in the tax assessments under the Income Tax Act, 1961 (43 of 1961) during the year.
- (ix) (a) In our opinion, the Company has not defaulted in the repayment of loans or other borrowings or in the payment of interest thereon to any lender during the year.
- (b) The Company has not been declared willful defaulter by any bank or financial institution or government or any government authority.
- (c) To the best of our knowledge and belief, in our opinion, term loans availed by the Company were, applied by the Company during the year for the purposes for which the loans were obtained.
- (d) On an overall examination of the financial statements of the Company, funds raised on short-term basis have, prima facie, not been used during the year for long-term purposes by the Company.
- (e) On an overall examination of the financial statements of the Company, the Company has not taken any funds from any entity or person on account of or to meet the obligations of its subsidiaries or associate.
- (f) The Company has not raised loans during the year on the pledge of securities held in its subsidiaries or associate.
- (x) (a) The Company has not raised moneys by way of initial public offer or further public offer (including debt instruments) during the year and hence reporting under clause (x)(a) of the Order is not applicable.
- (b) During the year the Company has not made any preferential allotment or private placement of shares or convertible debentures (fully or partly or optionally) and hence reporting under clause (x)(b) of the Order is not applicable to the Company.
- (xi) (a) To the best of our knowledge, no fraud by the Company and no material fraud on the Company has been noticed or reported during the year.
- (b) To the best of our knowledge, no report under sub-section (12) of section 143 of the Companies Act has been filed in Form ADT-4 as prescribed under rule 13 of Companies (Audit and Auditors) Rules, 2014 with the Central Government, during the year and upto the date of this report.
- (c) As represented to us by the Management, there were no whistle blower complaints received by the Company during the year (and upto the date of this report).
- (xii) The Company is not a Nidhi Company and hence reporting under clause (xii) of the Order is not applicable.
- (xiii) In our opinion, the Company is in compliance with Section 177 and 188 of the Companies Act, where applicable, for all transactions with the related parties and the details of related party transactions have been disclosed in the financial statements etc. as required by the applicable accounting standards.
- (xiv) (a) In our opinion the Company has an adequate internal audit system commensurate with the size and the nature of its business.
- (b) We have considered, the internal audit reports issued to the Company during the year and covering the period upto March 2024.
- (xv) In our opinion during the year the Company has not entered into any non-cash transactions with any of its directors or directors of its holding company, subsidiary companies, associate company or persons connected with such directors and hence provisions of section 192 of the Companies Act, 2013 are not applicable to the Company.
- (xvi) (a) The Company is not required to be registered under section 45-IA of the Reserve Bank of India Act, 1934. Hence, reporting under clause (xvi)(a), (b) and (c) of the Order is not applicable.
- (b) The Group does not have more than one Core Investment Company (CIC) as part of the group.
- (xvii) The Company has not incurred cash losses during the financial year covered by our audit and the immediately preceding financial year.
- (xviii) There has been no resignation of the statutory auditors of the Company during the year.
- (xix) On the basis of the financial ratios, ageing and expected dates of realization of financial assets and payment of financial liabilities, other information accompanying the financial statements and our knowledge of the Board of Directors and Management plans and based on our examination of the evidence supporting the assumptions, nothing has come to our attention, which causes us to believe that any material uncertainty exists as on the date of the audit report indicating that Company is not capable of meeting its liabilities existing at the date of balance sheet as and when they fall due within a period of one year from the balance sheet date. We, however, state that this is not an assurance as to the future viability of the Company. We further state that our reporting is based on the facts up to the date of the audit report and we neither give any guarantee nor any assurance that all liabilities falling due within a period of one year from the balance sheet date, will get discharged by the Company as and when they fall due.
- (xx) (a) The Company has fully spent the required amount towards Corporate Social Responsibility (CSR) in respect of other than ongoing projects and there are no unspent CSR amount for the year requiring a transfer to a Fund specified in Schedule VII to the Companies Act or special account in compliance with the provision of sub-section (6) of section 135 of the said Act. Accordingly, reporting under clause (xx)(a) of the Order is not applicable for the year.
- (b) In respect of ongoing projects, the Company has transferred unspent Corporate Social Responsibility (CSR) amount, to a Special account before the date of this report and within a period of 30 days from the end of the financial year in compliance with the provision of section 135(6) of the Act.

For Deloitte Haskins & Sells  
Chartered Accountants  
(Firm's Registration No.015125N)

Vijay Agarwal  
(Partner)  
(Membership No. 094468)  
UDIN: 24094468BKCCZW9849

Place: New Delhi  
Date: May 06, 2024

## Standalone Balance Sheet As At March 31, 2024

	Note	As at March 31, 2024 Rs. Crores	As at March 31, 2023 Rs. Crores
<b>ASSETS</b>			
<b>Non-current assets</b>			
Property, plant and equipment (Including Right of use assets)	2.1	4,011.76	3,969.82
Capital work -in- progress	2.1	2,593.34	1,602.42
Investment property	2.2	0.40	0.40
Intangible assets	2.3	10.14	11.63
Intangible assets under development	2.3	18.41	11.84
Financial assets			
Investments	3.1	422.58	347.07
Loans	3.2	42.37	22.13
Other financial assets	3.3	51.50	42.85
Other non-current assets	5	93.43	189.42
Total non-current assets		<u>7,243.93</u>	<u>6,197.58</u>
<b>Current assets</b>			
Inventories	6	2,615.13	2,329.48
Financial assets			
Trade receivables	7.1	592.06	790.20
Cash and cash equivalents	7.2	283.70	393.54
Bank balances other than cash and cash equivalents	7.3	324.45	520.99
Loans	7.4	4.50	4.29
Other financial assets	7.5	33.66	36.07
Current tax assets (net)	8	113.56	117.44
Other current assets	9	302.51	294.67
Total current assets		<u>4,269.57</u>	<u>4,486.68</u>
Assets classified as held for sale	10	14.25	23.32
Total assets		<u>11,527.75</u>	<u>10,707.58</u>
<b>EQUITY AND LIABILITIES</b>			
<b>Equity</b>			
Equity share capital	11	31.35	31.35
Other equity	12	6,545.23	6,237.18
Total equity		<u>6,576.58</u>	<u>6,268.53</u>
<b>Liabilities</b>			
<b>Non-current liabilities</b>			
Financial liabilities			
Borrowings	13.1	1,384.54	1,153.74
Lease liabilities		51.55	59.56
Other financial liabilities	13.2	0.04	0.03
Provisions	14	287.20	260.92
Deferred tax liabilities (net)	4	517.63	467.22
Other non-current liabilities	15	4.23	6.33
Total non-current liabilities		<u>2,245.19</u>	<u>1,947.80</u>
<b>Current liabilities</b>			
Financial liabilities			
Borrowings	16.1	693.31	480.69
Lease liabilities		15.59	12.70
Trade payables	16.2		
- total outstanding dues of micro enterprises and small enterprises		50.00	40.64
- total outstanding dues of creditors other than micro enterprises and small enterprises		943.77	908.40
Other financial liabilities	16.3	339.84	413.71
Other current liabilities	17	586.26	558.41
Provisions	18	68.56	60.37
Total current liabilities		<u>2,697.33</u>	<u>2,474.92</u>
Liabilities associated with assets classified as held for sale		8.65	16.33
Total equity and liabilities		<u>11,527.75</u>	<u>10,707.58</u>

The accompanying notes form an integral part of the standalone financial statements

In terms of our report attached

For Deloitte Haskins & Sells

Firm Registration Number: 015125N

Chartered Accountants

For and on behalf of the Board of Directors

Vijay Agarwal  
Partner

Sameet Gambhir  
Company Secretary  
Place: New Delhi

Amit Agarwal  
Chief Financial Officer  
Place: New Delhi

Pradeep Dinodia  
Director  
DIN: 00027995  
Place: New Delhi

Ajay S. Shriram  
Chairman & Sr. Managing Director  
DIN: 00027137  
Place: New Delhi

Membership No. 094468

Place: New Delhi  
Date: May 06, 2024



## Standalone Statement of Profit and Loss For The Year Ended March 31, 2024

	Note	Year ended March 31, 2024 Rs. Crores	Year ended March 31, 2023 Rs. Crores
(a) Revenue from operations	19	11,170.89	11,811.51
(b) Other income	20	98.87	175.38
<b>Total income</b>		<b>11,269.76</b>	<b>11,986.89</b>
<b>Expenses</b>			
(c) Cost of materials consumed		5,129.47	4,660.25
(d) Purchases of stock-in-trade		837.37	852.20
(e) Changes in inventories of finished goods, stock-in-trade and work-in-progress	21	(309.56)	(13.32)
(f) Excise duty		508.81	532.53
(g) Employee benefits expense	22	964.50	874.48
(h) Finance costs	23	87.46	52.65
(l) Depreciation and amortisation expense	24	296.82	255.97
(j) Power and fuel		1,708.94	2,090.72
(k) Other expenses	25	1,374.85	1,226.92
<b>Total Expenses</b>		<b>10,598.66</b>	<b>10,532.40</b>
<b>Profit before tax</b>		<b>671.10</b>	<b>1,454.49</b>
(l) Tax expense	26		
- Current tax		181.92	228.49
- Deferred tax		50.33	259.71
- Tax adjustments related to income from subsidiary (Refer note 35(b)(ii))		-	18.56
(m) Tax adjustments related to earlier years			
- Current tax		8.67	-
- Deferred tax		3.93	(13.76)
<b>Total tax expense</b>		<b>244.85</b>	<b>493.00</b>
<b>Profit after tax</b>		<b>426.25</b>	<b>961.49</b>
<b>Other comprehensive income</b>			
(i) Items that will not be re-classified to profit or loss:			
- Remeasurements of defined benefit obligation		(9.39)	0.45
Income tax relating to items that will not be re-classified to profit or loss		3.28	(0.16)
(ii) Items that may be re-classified to profit or loss:			
- Effective portion of gain and losses on designated portion of hedging instruments in a cash flow hedge		(1.62)	18.91
Income tax relating to items that may be re-classified to profit or loss		0.57	(6.61)
<b>Total other comprehensive income (net of tax)</b>		<b>(7.16)</b>	<b>12.59</b>
<b>Total comprehensive Income</b>		<b>419.09</b>	<b>974.08</b>
<b>Profit before interest, depreciation and tax (EBIDTA)</b>		<b>1,055.38</b>	<b>1,763.11</b>
<b>Earnings per equity share-basic/diluted (Rs.)</b>	27	<b>27.33</b>	<b>61.66</b>
(Face value Rs 2 per share)			

The accompanying notes form an integral part of the standalone financial statements

In terms of our report attached

For and on behalf of the Board of Directors

For Deloitte Haskins & Sells

Firm Registration Number: 015125N

Chartered Accountants

Vijay Agarwal  
Partner

Sameet Gambhir  
Company Secretary  
Place: New Delhi

Amit Agarwal  
Chief Financial Officer  
Place: New Delhi

Pradeep Dinodia  
Director  
DIN: 00027995  
Place: New Delhi

Ajay S. Shriram  
Chairman & Sr. Managing Director  
DIN: 00027137  
Place: New Delhi

Membership No. 094468

Place: New Delhi  
Date: May 06, 2024

# Standalone Statement of Changes In Equity For The Year Ended March 31 , 2024

Rs. Crores

	Equity Share Capital	Other Equity						Total Other Equity	Total Equity
		Reserves and Surplus					Other comprehensive income		
		Capital redemption reserve	Storage fund for molasses account	General Reserve	Surplus in Statement of profit and loss	Shares held by Trust under ESPS Scheme	Cash flow hedging reserve		
As at April 1, 2022	31.35	10.40	2.56	619.22	4,877.63	(5.45)	(9.62)	5,494.74	5,526.09
Profit for the year	-	-	-	-	961.49	-	-	961.49	961.49
Remeasurement of defined benefit obligation (net of tax)	-	-	-	-	0.29	-	-	0.29	0.29
Effective portion of gains and losses on designated portion of hedging instruments in a cash flow hedge (net of tax)	-	-	-	-	-	-	12.30	12.30	12.30
Total comprehensive income for the year	-	-	-	-	961.78	-	12.30	974.08	974.08
Movements related to employees stock purchase scheme	-	-	-	5.01	-	-	-	5.01	5.01
Dividends on shares held by ESPS trust	-	-	-	-	1.85	-	-	1.85	1.85
Dividends on equity shares (Rs 15.30 per equity share)	-	-	-	-	(238.59)	-	-	(238.59)	(238.59)
Shares granted to employees under ESPS	-	-	-	-	-	0.09	-	0.09	0.09
Transfer to/(from) storage fund for molasses	-	-	0.19	-	(0.19)	-	-	-	-
As at March 31, 2023	31.35	10.40	2.75	624.23	5,602.48	(5.36)	2.68	6,237.18	6,268.53
Profit for the year	-	-	-	-	426.25	-	-	426.25	426.25
Remeasurement of defined benefit obligation (net of tax)	-	-	-	-	(6.11)	-	-	(6.11)	(6.11)
Effective portion of gains and losses on designated portion of hedging instruments in a cash flow hedge (net of tax)	-	-	-	-	-	-	(1.05)	(1.05)	(1.05)
Total comprehensive income for the year	-	-	-	-	420.14	-	(1.05)	419.09	419.09
Movements related to employees stock purchase scheme	-	-	-	5.97	-	-	-	5.97	5.97
Dividends on shares held by ESPS trust	-	-	-	-	0.79	-	-	0.79	0.79
Dividends on equity shares (Rs 7.60 per equity share)	-	-	-	-	(118.52)	-	-	(118.52)	(118.52)
Shares granted to employees under ESPS	-	-	-	-	-	0.72	-	0.72	0.72
Transfer to/(from) storage fund for molasses	-	-	0.16	-	(0.16)	-	-	-	-
As at March 31, 2024	31.35	10.40	2.91	630.20	5,904.73	(4.64)	1.63	6,545.23	6,576.58

The accompanying notes form an integral part of the standalone financial statements

In terms of our report attached

For Deloitte Haskins & Sells

Firm Registration Number: 015125N

Chartered Accountants

For and on behalf of the Board of Directors

Vijay Agarwal  
Partner

Sameet Gambhir  
Company Secretary  
Place: New Delhi

Amit Agarwal  
Chief Financial Officer  
Place: New Delhi

Pradeep Dinodia  
Director  
DIN: 00027995  
Place: New Delhi

Ajay S. Shriram  
Chairman & Sr. Managing Director  
DIN: 00027137  
Place: New Delhi

Membership No. 094468

Place: New Delhi  
Date: May 06, 2024

# Standalone Statement of Cash Flows For The Year Ended March 31, 2024

	Year ended March 31, 2024 Rs. Crores	Year ended March 31, 2023 Rs. Crores
<b>A. Cash flow from operating activities</b>		
Net profit after tax:	426.25	961.49
Adjustments for :		
Income tax expense recognized in profit or loss	244.85	493.00
Depreciation and amortization expense	296.82	255.97
Net gain on financial assets and liquid investments	(41.39)	(26.61)
Loss/(Profit) on sale of property, plant and equipment (including assets held for sale) (net)	0.46	(11.37)
Bad debts, advances, other debts and deposits written off	0.06	0.34
Provision for / (Reversal of) credit impaired receivables (net)	4.29	(0.66)
Provision / (Reversal) for credit impaired loans and advances (net)	(0.17)	0.42
Provision for diminution in value of long term investments	-	0.88
(Reversal) of impairment in value of assets (including assets held for sale)	(0.28)	(0.21)
Finance costs	87.46	52.65
Interest income	(34.26)	(109.25)
Operating profit before working capital changes	984.09	1,616.65
Changes in operating assets and liabilities:		
Decrease in Trade receivables	193.79	64.07
(Increase) / Decrease in loans and advances	(6.80)	0.68
(Increase) in Other financial assets	(9.33)	(6.10)
(Increase) in Inventories	(285.65)	(82.80)
(Increase) in Other current/non-current assets	(7.26)	(65.93)
Increase in Trade payables	44.73	39.82
Increase in Provisions	25.08	15.71
Increase in Other financial liabilities	5.98	5.19
Increase in Other current/non-current liabilities	25.75	39.42
Cash generated from operations	970.38	1,626.71
Income taxes paid (net of refunds)	(188.81)	(320.33)
Net cash from operating activities	781.57	1,306.38
<b>B. Cash flow from investing activities</b>		
Purchase of property, plant and equipment	(1,245.95)	(1,766.44)
Purchase of intangible assets	(8.66)	(6.33)
Decrease in Bank deposits and current account balances with banks (Earmarked for unpaid dividend, margin money and deposit with banks for specific purpose)	48.76	27.93
Decrease in Callable bank deposits (having original maturity more than 3 months)	149.00	118.90
Sale of property, plant and equipment	10.27	14.33
Proceeds from asset held for sale	2.94	29.69
(Loan given) / Repayment of Loans to/from subsidiary companies (net)	(13.65)	112.22
Interest received	36.48	126.37
Net gain on financial assets and liquid investments	41.39	26.61
Investment in equity shares of Associates	(41.49)	(8.68)
Investment in equity shares of subsidiaries	(34.00)	(233.54)
Investment in unquoted government securities	(0.02)	-
Net cash used in investing activities	(1,054.93)	(1,558.94)
<b>C. Cash flow from financing activities</b>		
Proceeds from Long term borrowings	446.99	431.80
(Repayment) of Long term Borrowings	(209.89)	(205.15)
Proceeds from / (Repayment of) Short term borrowings	200.50	(115.00)
Dividends paid	(118.52)	(238.59)
Principal payment of lease liabilities including derecognition (refer note 34)	(17.72)	(14.27)
Interest paid on lease liabilities (refer note 34)	(6.00)	(5.74)
Finance costs paid	(131.84)	(81.85)
Net cash from (used in) financing activities	163.52	(228.80)
Net (decrease) in cash and cash equivalents	(109.84)	(481.36)
Cash and cash equivalents at the beginning of the year (excluding callable bank deposits)	393.54	874.90
Cash and cash equivalents at the end of the year (excluding callable bank deposits)	283.70	393.54
Note: Cash flow statements are prepared in accordance with 'indirect method' as per IndAS 7 - 'Statement of Cash Flows'		
Reconciliation of cash and cash equivalents as per the Statement of Cash Flows		
Cash and cash equivalents as per above comprise of the following:		
Cash and cash equivalents (refer note 7.2)	283.70	393.54
Balances as per statement of cash flows	283.70	393.54

Refer note 38 for actual expenditure on corporate social responsibility.

The accompanying notes form an integral part of the above cash flow statements

In terms of our report attached

For and on behalf of the Board of Directors

For Deloitte Haskins & Sells

Firm Registration Number: 015125N

Chartered Accountants

Vijay Agarwal

Partner

Sameet Gambhir

Company Secretary

Place: New Delhi

Amit Agarwal

Chief Financial Officer

Place: New Delhi

Pradeep Dinodia

Director

DIN: 00027995

Place: New Delhi

Ajay S. Shriram

Chairman & Sr. Managing Director

DIN: 00027137

Place: New Delhi

Membership No. 094468

Place: New Delhi

Date: May 06, 2024

# Notes to the Standalone Financial Statements For The Year Ended March 31, 2024

## 1.1 Company Overview

DCM Shriram Limited ('the Company') is a public limited company incorporated in India. The Holding company, Sumant Investments Private Limited owns 63.03% of equity share capital of the Company. The registered office of the Company is at 2nd Floor (West Wing), World Mark 1, Aerocity, New Delhi – 110037, India.

The financial statements have been approved by Board of Directors in their board meeting dated May 06, 2024.

The business portfolio of the Company comprises of

- a. Chloro-Vinyl
- b. Sugar
- c. Shriram Farm Solutions
- d. Bioseed
- e. Fertilisers
- f. Fenesta Building Systems
- g. Others: (Cement and Hariyali Kisaan Bazaar)

The Company has presence in various parts of India and its principal place of businesses together with major products are as under:

Business (Products)	Principal places
Chloro- Vinyl (Manufacturing of Poly-vinyl chloride, carbide and chlor alkali products)	Kota (Rajasthan) and Bharuch (Gujarat)
Sugar (Manufacturing of sugar, ethanol and co-generation of Power)	Ajbapur, Rupapur, Hariawan and Loni at Uttar Pradesh
Shriram Farm Solutions (Plant nutrients, seeds and pesticides)	Distribution Network across India
Bioseed (Production of hybrid seeds)	Hyderabad
Fertilisers (Manufacturing of urea)	Kota (Rajasthan)
Fenesta Building Systems (Windows and doors)	Kota and Bhiwadi (Rajasthan), Chennai (Tamilnadu), Hyderabad (Telengana), Bhubaneswar (Odisha)
Cement (Cement)	Kota (Rajasthan)
Hariyali Kisaan Bazaar (Fuel)	Fuel outlets at various parts of India

## 1.2 Basis of preparation of financial statements

The Financial Statements are prepared on an accrual basis under historical cost convention except for certain financial instruments which are measured at fair value. These financial statements have been prepared in accordance with the Indian Accounting Standards (Ind AS) as prescribed under Section 133 of the Companies Act, 2013 ("The Act") read with the Companies (Indian Accounting Standards) Rules, 2015, as amended, and other relevant provisions of the Act, as applicable.

## 1.3 Material accounting policy information

### a) Property, Plant and Equipment

Property, plant and equipment are stated at cost less accumulated depreciation and accumulated impairment loss, if any. Cost of acquisition or construction is inclusive of freight, duties, taxes, other directly attributable incidental expenses and gains or losses on effective portion of cash flow hedges related to purchases in

foreign currency and interest on loans attributable to the acquisition or construction of assets up to the date of commissioning of assets.

On the date of transition to Ind AS i.e. April 1, 2015, the Company has opted to measure all of its property, plant and equipment at their previous Generally Accepted Accounting Principles net carrying value and use that net carrying value as its deemed cost.

The Company is following straight line method of depreciation in respect of buildings, plant and equipment and written down value method in respect of other assets.

Depreciation on all tangible assets is provided on the basis of estimated useful life and residual value determined by the management based on a technical evaluation considering nature of asset, past experience, estimated usage of the asset, vendor's advice etc., which coincides with the useful life as prescribed under Schedule II of the Companies Act 2013 except for certain items of Plant and Equipment.

### (i) Estimated useful lives:

Asset	Useful life
Buildings:	
- Roads	3-10 years
- Other than roads	30-60 years
Leasehold improvements	5-10 years
Plant and equipment used in generation, transmission and distribution of power	25-40 years
Plant and equipment (other than used in generation, transmission and distribution of power)	3-40 years
Furniture and fixtures	8-10 years
Office equipments	5 years
Vehicles	8-10 years

### (ii) Estimated residual value:

Asset	Residual value
Certain electrical equipment	10%
Other assets	0-5%

Depreciation is calculated on a pro-rata basis from the date of additions, except in cases of assets costing up to Rs. 5000 each, where each asset is fully depreciated in the year of purchase. On assets sold, discarded etc. during the year, depreciation is provided up to the date of sale/discard.

### b) Intangible assets

Intangible assets are stated at cost less accumulated amortization and accumulated impairment loss, if any. Cost of acquisition is inclusive of duties, taxes, consultancy and other directly attributable incidental expenses.

On the date of transition to Ind AS i.e. April 1, 2015, the Company has opted to measure all of its intangible assets at their previous

# Notes to the Standalone Financial Statements For The Year Ended March 31, 2024

Generally Accepted Accounting Principles net carrying value and use that net carrying value as its deemed cost.

Amortization of intangibles is provided on straight line basis over its estimated useful lives as follows:

Technical know-how	10 years
Software	5 years

On assets sold, discarded etc. during the year, amortization is provided up to the date of sale/discard.

## c) Investment property

Investment property are stated at cost less accumulated depreciation and impairment loss, if any.

Cost of acquisition or construction is inclusive of duties, taxes and incidental expenses and interest on loans attributable to the acquisition/construction of properties up to the date of Commissioning.

On the date of transition to Ind AS i.e. April 1, 2015, the Company has opted to measure all of its investment properties at their previous Generally Accepted Accounting Principles net carrying value and use that net carrying value as its deemed cost.

The Company is following straight line method of depreciation in respect of buildings. Depreciation on buildings is provided on the basis of useful life and residual value estimated by the management based on a technical evaluation considering nature of asset, past experience, estimated usage of the asset etc. The estimated useful life of building is 58-60 years and estimated residual value is 5%.

## d) Assets held for sale

Assets are classified as held for sale if their carrying amount will be recovered principally through a sale transaction rather than through continuing use. They are measured at the lower of their carrying amount (cost less accumulated depreciation, if any) on the date of transfer to assets held for sale and fair value assessed on annual basis. Gain for any subsequent increase in fair value less cost to sale of an asset is recognised only upto the extent of cumulative impairment loss that has been recognized.

## e) Leases

### Company as a lessee

The Company at the commencement date recognizes a Right-of-Use (RoU) asset at cost and corresponding lease liability, except for leases with term of less than twelve months (short term) and low-value assets in accordance with Ind AS 116 'Leases'. The cost of the right-of-use assets comprises the amount of the initial measurement of the lease liability, any lease payments made at or before the inception date of the lease plus any initial direct costs etc.

Subsequently, the right-of-use asset is measured at cost less any accumulated depreciation and accumulated impairment losses, if any. The right-of-use asset is depreciated using the straight-line

method from the commencement date over the shorter of lease term or useful life of right-of-use assets.

For lease liabilities at the commencement date, the Company measures the lease liability at the present value of the lease payments that are not paid at that date. The lease payments are discounted using the interest rate implicit in the lease, if that rate is readily determined, if that rate is not readily determined, the lease payments are discounted using the incremental borrowing rate.

For short-term and low value leases, the Company recognizes the lease payments as an operating expense on a straight-line basis over the lease term.

### Company as a lessor

At the inception of the lease the Company classifies each of its leases as either an operating lease or a finance lease. The Company recognises lease income as and when due as per terms of agreements. The respective leased assets are included in the financial statements based on their nature.

## f) Inventories

Inventories, other than By-products, are valued at lower of cost (determined on weighted average basis) and net realisable value. The bases for determining cost for different categories of inventory are as under:

Stores & spares, raw materials and stock-in-trade	Cost of purchases (including other cost incurred in bringing inventory to its present location and condition)
Work in-Progress and finished goods	Direct Cost (including material, labour etc), conversion cost and appropriate share of overheads. The costs allocation between the joint products is carried out based on technical estimates

By-products are valued at estimated net realisable value

## g) Revenue recognition

i) Sales are recognized, at transaction price as per agreements with the customers, net of returns and other variable consideration on account of trade discounts and volume discounts, if any, on satisfaction of performance obligation by transfer of effective control of the promised goods to the customers, which coincides with dispatch/ delivery to customers, as applicable. Sales include excise duty but excludes sales tax, value added tax and goods and services tax.

ii) Under the retention pricing scheme, the Government of India reimburses to the fertilizer industry, the difference between the retention price based on the cost of production and selling price (as realized from the farmers) as fixed by the Government from time to time, in the form of subsidy. The effect of variation in input costs/expenses on retention price yet to be notified is accounted for by the Company as income for the year based on its ultimate collection with reasonable degree of certainty at the time of accrual.



# Notes to the Standalone Financial Statements For The Year Ended March 31, 2024

## h) Government grants

Government grants are assistance by government in the form of transfers of resources to an entity in return for past or future compliance with certain conditions relating to the operating activities of the entity. They exclude those forms of government assistance which cannot reasonably have a value placed upon them and transactions with government which cannot be distinguished from the normal trading transactions of the entity.

Government grants are recognized where there is reasonable assurance that the Company will comply with the conditions attached to it and that the grants will be received.

Grants are presented as part of income in the statement of profit and loss; alternatively they are deducted in reporting the related expense.

The benefit of a government loan at a below market rate of interest is treated as a government grant, measured as the difference between proceeds received and the fair value of the loan based on the prevailing market interest rates.

## i) Employee benefits

### (i) Defined contribution plans

Company's contribution paid/payable during the year to provident fund, superannuation fund and employees' state insurance corporation are recognized in the statement of profit and loss. For the Provident Fund Trust administered by the Company, it is liable to meet the shortfall, if any, in payment of interest at the rates declared by the Central Government, and such liability is recognized in the year of shortfall.

### (ii) Defined benefit plans

The liability recognized in respect of gratuity is the present value of defined benefit obligation at the end of the reporting period less the fair value of plan assets, where applicable. The Company makes contribution to the LIC for Employees Gratuity Scheme in respect of employees of one of the division. The defined benefit obligation is calculated annually by actuary using the Projected Unit Credit Method. Re-measurement comprising actuarial gains and losses and return on plan assets (excluding net interest) are recognized in the other comprehensive income for the period in which they occur and is not reclassified to profit or loss.

### (iii) Compensated absences

Provision for earned leave and medical leave is determined on an actuarial basis at the end of the year and is charged to the statement of profit and loss each year. Actuarial gains and losses are recognized in the statement of profit and loss for the period in which they occur.

### (iv) Share based payments

Equity settled share based payments to employees under DCM Shriram Employees Stock Purchase Scheme (ESPS) are measured at the Fair value (which equals to Market price less

exercise price) of the equity instruments at grant date. Fair value determined at the grant date is expensed on a straight line basis over the vesting period.

## j) Foreign currency transactions

The standalone financial statement of the Company is presented in Indian rupee which is the functional and the presentation currency of the Company. Transactions in foreign currencies are recorded on initial recognition at the exchange rate prevailing on the date of the transaction.

Monetary items (i.e. receivables, payable, loans etc) denominated in foreign currency are reported using the closing exchange rate on each reporting date.

The exchange difference arising on the settlement of monetary items or on reporting these items at rates different from rates at which these were initially recorded/reported in previous financial statements are recognized as income/expense in the period in which they arise except for exchange difference on foreign currency borrowings relating to asset under construction for future use, which are included in the cost of those assets when they are regarded as an adjustment to interest cost on those foreign currency borrowings.

## k) Financial instruments

### Initial Recognition:

Financial assets and financial liabilities are initially measured at fair value. Transaction costs that are directly attributable to the acquisition or issue of financial assets and financial liabilities (other than financial assets and financial liabilities at fair value through profit or loss) are added to or deducted from the fair value of financial asset or financial liabilities, as appropriate, on initial recognition. However, trade receivables do not contain a significant financing component and are measured at transaction price.

### Subsequent measurement:

#### A. Non-derivative financial instruments

(i) Financial assets carried at amortised cost : A financial asset is subsequently measured at amortised cost if it is held in order to collect contractual cash flows and the contractual terms of the financial asset give rise on specified dates to cash flows that are solely payments of principal and interest on the principal amount outstanding

(ii) Financial assets carried at fair value through other comprehensive income (FVTOCI)

The Company has made an irrevocable election for its investments which are classified as equity instruments (Other than Investment in Subsidiaries and Associates) to present the subsequent changes in fair value in other comprehensive income.

(iii) Investment in subsidiaries : Investment in equity instruments of subsidiaries is carried at cost less impairment, if any, in the separate financial statements.

# Notes to the Standalone Financial Statements For The Year Ended March 31, 2024

(iv) Financial assets carried at fair value through profit or loss (FVTPL)

A financial asset which is not classified in any of the above categories are subsequently measured at fair value through profit or loss.

(v) Financial liabilities: Financial liabilities are subsequently measured at amortized cost using the effective interest method. For trade and other payables maturing within one year from the Balance Sheet date, the carrying amounts approximate fair value due to the short maturity of these instruments.

B. Derivative financial instruments: The Company holds derivative financial instruments such as foreign exchange forward and option contracts to mitigate the risk of changes in exchange rates on foreign currency exposures. The Company also holds swaps to mitigate interest rate risks. The counterparty for these contracts is generally a bank.

(i) Cash flow hedge: The effective portion of changes in the fair value of the hedging instruments is recognized in other comprehensive income and accumulated in the cash flow hedging reserve. Such amounts are reclassified in to the statement of profit or loss when the related hedge items affect profit or loss except in respect of inventories and property, plant and equipment where such changes are adjusted in its cost.

Any ineffective portion of changes in the fair value of the derivative or if the hedging instrument no longer meets the criteria for hedge accounting, is recognized immediately in the statement of profit and loss.

(ii) Fair Value Hedge: Changes in fair value of derivatives including forward exchange contracts that qualify as fair value hedge are recognized in profit or loss.

(iii) Financial instruments at fair value through profit or loss:

This category has derivative financial instruments which are not designated as hedges.

Any derivative that is either not designated a hedge, or is so designated but is ineffective as per Ind AS 109, is categorized as a financial instruments at fair value through profit or loss

De-recognition of financial instruments

The Company derecognizes a financial asset when the contractual rights to the cash flows from the financial asset expire or it transfers the financial asset and the transfer qualifies for derecognition under Ind AS 109. A financial liability (or a part of a financial liability) is derecognized from the Company's Balance Sheet when the obligation specified in the contract is discharged or cancelled or expires.

l) Impairment

i) Financial assets

The Company recognizes loss allowances using the expected credit loss for the financial assets which are not measured at fair value through profit or loss. Loss allowance for trade receivables with no significant financing component is measured at an amount equal to lifetime expected credit loss.

ii) Non-financial assets:

Tangible and intangible assets

Property, plant and equipment and intangible assets are evaluated for recoverability whenever there is any indication that their carrying amounts may not be recoverable. If any such indication exists, the recoverable amount (i.e. higher of the fair value less cost to sell and the value-in-use) is determined on an individual asset basis unless the asset does not generate cash flows that are largely independent of those from other assets. In such cases, the recoverable amount is determined for the cash generating unit (CGU) to which the asset belongs.

If the recoverable amount of an asset (or CGU) is estimated to be less than its carrying amount, the carrying amount of the asset (or CGU) is reduced to its recoverable amount. An impairment loss is recognised in the statement of profit or loss. The Company review/assess at each reporting date if there is any indication that an asset may be impaired.

m) Income taxes

The Income-tax liability is provided in accordance with the provisions of the Income-tax Act, 1961. Deferred income tax assets and liabilities are recognized for all temporary differences arising between the tax bases of assets and liabilities and their carrying amounts in the financial statements. Deferred tax assets are reviewed at each reporting date and are reduced to the extent that it is no longer probable that the related tax benefit will be realized.

Income tax and deferred tax are measured on the basis of the tax rates and tax laws enacted or substantively enacted at the end of the reporting period and are recognized in profit or loss, except when they relate to items that are recognized in other comprehensive income or directly in equity, in which case, the income tax and deferred tax are also recognized in other comprehensive income or directly in equity, respectively.

n) Provisions

Provisions for claims including litigations are recognised when the Company has a present obligation as a result of past events, in the year when it is established by way of orders of court or government notifications etc. that it is probable that an outflow of resources will be required to settle the obligations and the amount can be reasonably estimated. The provision including any subsequent adjustments are accounted for in the same expenditure line item to which the claim pertains.

# Notes to the Standalone Financial Statements For The Year Ended March 31, 2024

## 1.4 Use of estimates

The preparation of these financial statements in conformity with the recognition and measurement principles of Ind AS requires the management of the Company to make estimates and assumptions that affect the reported balances of asset and liabilities, disclosures relating to contingent liabilities as at the date of the financial statements and the reported amounts of income and expense for the period presented.

Estimates and underlying assumptions are reviewed on an ongoing basis. Revisions to accounting estimates are recognized in the period in which estimates are revised if the revision affects only that period or in the period of the revision and future periods if the revision affects both current and future periods.

The following are the key assumptions concerning the future, and other sources of estimation uncertainty at the end of the reporting period that may have a significant risk of causing a material adjustment to the carrying amounts of assets and liabilities in future are:

- i) Useful lives and residual value of property, plant and equipment, intangible assets and Investment Properties: Useful life and residual value are determined by the management based on a technical evaluation considering nature of asset, past experience, estimated usage of the asset, vendor's advice etc and same is reviewed at each financial year end.
- ii) Leases: The Company determines the lease term as the non-cancellable period of a lease adjusted with any option to extend or terminate the lease, if the use of such option is reasonably certain. In evaluating the lease term, the Company considers factors such as any significant leasehold improvements undertaken over the lease term, costs relating to the termination of the lease and the importance of the underlying asset to Company's operations taking into account the location of the underlying asset and the availability of suitable alternatives.  
The discount rate is generally based on the incremental borrowing rate. To determine the incremental borrowing rate, the Company uses recent third-party financing received by the Company, adjusted to lease term etc, specific to the lease being evaluated.

- iii) Impairment of investments: The Company reviews the carrying value of long term investments in equity/preference shares of subsidiaries and other companies carried at cost/amortized cost at the end of each reporting period. If the recoverable amount is less than its carrying amount, the impairment loss is accounted for.
- iv) Income tax: For computing the income-tax provision as at the year end, the Company continues to estimate profits pertaining to its captive power units eligible for deduction u/s 80-IA of the Income-tax Act (the Act), as in the previous years. Based on the recent judgements, the Company has preferred enhanced claim of deduction available u/s 80-IA of the Act, wherever permissible under the Act including for the earlier financial years for the purpose of filing Income tax return.
- v) Deferred tax assets: The Company reviews the carrying amount of deferred tax assets including Minimum alternate tax credit at the end of each reporting period and reduces to the extent that it is no longer probable that sufficient taxable profits will be available to allow all or part of the asset to be recovered.
- vi) Revenue:
  - a) Provision of Sales Returns, Warranties and Discounts: Provision for Sales Returns, Warranties and Discounts are estimated based on past experience, market conditions and announced schemes.
  - b) Claims from 'Fertiliser Industry Coordination Committee' (FICC), Government of India: The Company takes revenue credits for urea subsidy claims, which are pending notification/ final acceptance by 'Fertiliser Industry Coordination Committee' (FICC), Government of India, in pursuance of the Retention Price Scheme administered for nitrogenous fertilisers, when as per judgment of the Company, there is reasonable certainty based on Policy and past experience that claims will be notified in due course (also refer note 29).
- vii) Provision for gratuity and compensated absences: The provision for gratuity and compensated absences are based on actuarial valuation using the projected unit credit method. The Company uses actuarial assumptions to determine the obligation for employee benefit at each reporting period. These assumptions include the discount rate, salary escalation and employee turnover rate.

# Notes to the Standalone Financial Statements For The Year Ended March 31, 2024

## 2.1 Property, plant and equipment

Rs. Crores

	Freehold Land	Buildings	Leasehold Improvements	Plant and Equipments	Furniture and Fixtures	Office Equipments	Vehicles	Right of use asset - Land	Right of use asset - Building	Total
<b>Gross Carrying amount</b>										
Balance as at April 1, 2022	61.04	486.39	7.03	3,403.61	15.69	30.47	80.67	21.17	97.50	4,203.57
Additions	17.06	53.25	-	743.97	3.11	6.73	42.67	75.10	21.73	963.62
Disposals	(0.05)	(0.52)	-	(34.21)	(0.94)	(1.31)	(24.14)	-	(5.94)	(67.11)
Balance as at March 31, 2023	78.05	539.12	7.03	4,113.37	17.86	35.89	99.20	96.27	113.29	5,100.08
Additions	9.49	40.17	-	225.69	3.83	8.06	28.92	21.38	12.93	350.47
Disposals	(0.12)	(0.60)	(0.08)	(29.86)	(0.17)	(1.58)	(17.36)	(2.88)	(1.84)	(54.49)
Balance as at March 31, 2024	87.42	578.69	6.95	4,309.20	21.52	42.37	110.76	114.77	124.38	5,396.06
<b>Accumulated Depreciation</b>										
Balance at April 1, 2022		88.59	5.28	725.67	8.03	21.07	42.87	0.78	36.75	929.04
Depreciation charge for the year		18.85	0.38	189.07	2.23	5.14	18.11	0.75	17.79	252.32
Disposals		(0.35)	-	(24.48)	(0.84)	(1.22)	(18.42)	-	(5.79)	(51.10)
Balance at March 31, 2023		107.09	5.66	890.26	9.42	24.99	42.56	1.53	48.75	1,130.26
Depreciation charge for the year		20.06	0.80	220.80	2.86	5.96	21.51	1.35	19.90	293.24
Disposals		(0.37)	(0.08)	(24.57)	(0.14)	(1.42)	(11.19)	(0.05)	(1.38)	(39.20)
Balance at March 31, 2024		126.78	6.38	1,086.49	12.14	29.53	52.88	2.83	67.27	1,384.30
<b>Net carrying amount</b>										
As at March 31, 2024	87.42	451.91	0.57	3,222.71	9.38	12.84	57.88	111.94	57.11	4,011.76
As at March 31, 2023	78.05	432.03	1.37	3,223.11	8.44	10.90	56.64	94.74	64.54	3,969.82
Capital work in progress [refer note 55(a)]										
As at March 31, 2024										2,593.34
As at March 31, 2023										1,602.42

### Footnotes:

1. Refer note 23 for information on borrowing costs capitalised during the year
2. Refer note 28 (ii) for information on contractual commitments for acquisition of property, plant and equipment
3. Refer note 34(ii) for information on property, plant and equipment where the Company is a lessor under operating lease
4. Refer note 41 for information on property, plant and equipment pledged as security
5. Freehold land includes Rs. 1.56 crores (March 31, 2023 - Rs 1.56 crores) pending registration in favour of the Company. Also refer note 52
6. Capital work in progress includes Rs 212.12 crores ( March 31, 2023 - Rs 132.28 crores) on account of project development expenditure.

# Notes to the Standalone Financial Statements For The Year Ended March 31, 2024

## 2.2 Investment property

			Rs. Crores
	Land	Buildings	Total
<b>Gross Carrying amount</b>			
Balance as at April 1, 2022	0.21	0.23	0.44
Additions	-	-	-
Disposals	-	-	-
Balance as at March 31, 2023	0.21	0.23	0.44
Additions	-	-	-
Disposals	-	-	-
Balance as at March 31, 2024	0.21	0.23	0.44
<b>Accumulated Depreciation</b>			
Balance at April 1, 2022	-	0.04	0.04
Depreciation charge for the year	-	-*	-*
Disposals	-	-	-
Balance at March 31, 2023	-	0.04	0.04
Depreciation charge for the year	-	-*	-*
Disposals	-	-	-
Balance as at March 31, 2024	-	0.04	0.04
<b>Net carrying amount</b>			
As at March 31, 2024	0.21	0.19	0.40
As at March 31, 2023	0.21	0.19	0.40

1 Refer note 33 for other information relating to investment property

\*Represent depreciation of Rs. 41,483 (Previous year : Rs. 34,988)

## 2.3 Intangible assets<sup>1</sup>

			Rs. Crores
	Technical Know how	Software	Total
<b>Gross carrying amount</b>			
Balance as at April 1, 2022	3.93	57.90	61.83
Additions	-	3.73	3.73
Disposals	-	(0.60)	(0.60)
Balance as at March 31, 2023	3.93	61.03	64.96
Additions	-	2.09	2.09
Disposals	-	-	-
Balance as at March 31, 2024	3.93	63.12	67.05
<b>Accumulated amortization</b>			
Balance as at April 1, 2022	1.32	48.96	50.28
Amortization for the year	0.34	3.31	3.65
Disposals	-	(0.60)	(0.60)
Balance as at March 31, 2023	1.66	51.67	53.33
Amortization for the year	0.34	3.24	3.58
Disposals	-	-	-
Balance as at March 31, 2024	2.00	54.91	56.91
<b>Net carrying amount</b>			
As at March 31, 2024	1.93	8.21	10.14
As at March 31, 2023	2.27	9.36	11.63
<b>Intangible assets under development<sup>2</sup> [refer note 55(b)]</b>			
As at March 31, 2024			18.41
As at March 31, 2023			11.84

1. Refer note 41 for information on intangible assets pledged as security.

2. Intangible assets under development includes Rs. 13.54 crores (March 31, 2023 : Rs. 6.97 crores) on account of project development expenditure.



# Notes to the Standalone Financial Statements For The Year Ended March 31, 2024

	As at March 31, 2024 Rs. Crores	As at March 31, 2023 Rs. Crores
<b>3 NON-CURRENT FINANCIAL ASSETS</b>		
3.1 Non-current investments		
(I) Investment in Equity Instruments		
(a) Subsidiaries (at cost)		
Unquoted		
Hariyali Rural Ventures Limited		
10,00,000 (March 31, 2023: 10,00,000) equity shares of Rs 10 each fully paid up	1.00	1.00
Fenesta India Limited		
50,000 (March 31, 2023: 50,000) equity shares of Rs 10 each fully paid up	0.05	0.05
Shriram Bioseed Ventures Limited		
74,27,201 (March 31, 2023: 74,27,201) equity shares of Rs 10 each fully paid up*	212.55	212.55
Bioseed Holding PTE Limited		
94,475 (March 31, 2023: 94,475) Class A , Equity shares of USD 1 each, fully paid up	0.60	0.60
1,16,00,000 (March 31, 2023: 1,16,00,000) Class B, Equity shares of USD 1 each, fully paid up	76.03	76.03
1,38,42,105 (March 31, 2023: 1,38,42,105) Class B, Equity shares of USD 0.19 each, fully paid up	18.80	18.80
2,56,10,000 (March 31, 2023: 2,56,10,000) Class B, Equity shares of USD 0.10 each, fully paid up	20.90	20.90
	<u>116.33</u>	<u>116.33</u>
Less: Provision for impairment in value of investment	<u>(69.25)</u>	<u>(69.25)</u>
DCM Shriram Credit and Investments Limited		
60,01,208 (March 31, 2023: 60,01,208) equity shares of Rs 10 each, fully paid-up	0.22	0.22
DCM Shriram Aqua Foods Limited		
83,51,207 (March 31, 2023: 83,51,207) equity shares of Rs 10 each, fully paid-up	4.22	4.22
Shridhar Shriram Foundation		
50,000 (March 31, 2023: 50,000) equity shares of Rs 10 each, fully paid up	0.05	0.05
Bioseed India Limited	0.10	0.10
1,00,084 (March 31, 2023: 1,00,084) equity shares of Rs 10 each, fully paid up		
Less: Provision for impairment in value of investment	<u>(0.05)</u>	<u>(0.05)</u>
Shriram Polytech Limited		
34,65,000 (March 31, 2023: 34,65,000) equity shares of Rs 10 each, fully paid-up	27.22	27.22
DCM Shriram ProChem Limited		
10,000 (March 31,2023: 10,000) equity shares of Rs 10 each, fully paid-up	0.01	0.01
DCM Shriram Bio Enchem Limited		
27,60,000 (March 31,2023: 20,10,000) equity shares of Rs 10 each, fully paid-up	55.01	40.01
DCM Shriram Ventures Limited		
20,000 (March 31,2023: 10,000) equity shares of Rs 10 each, fully paid-up	0.02	0.01
Shriram Agsmart Limited		
19,59,500 (March 31,2023: 10,10,000) equity shares of Rs 10 each, fully paid-up	20.00	1.01
	<u>367.48</u>	<u>333.48</u>
(b) Associates		
Unquoted (at fair value through profit or loss)		
ReNew Green (GJ Ten) Private Limited		
2,82,49,455 (March 31, 2023: 78,90,909) equity shares of Rs 10 each, fully paid up	31.07	8.68
ReNew Green (GJ Nine) Private Limited		
1,90,96,000 (March 31, 2023: Nil) equity shares of Rs 10 each, fully paid up	19.10	-

# Notes to the Standalone Financial Statements For The Year Ended March 31, 2024

	As at March 31, 2024 Rs. Crores	As at March 31, 2023 Rs. Crores
(c) Others		
Unquoted (at fair value through other comprehensive income)		
Narmada Clean Tech	1.85	1.85
18,61,134 (March 31, 2023: 18,61,134) equity shares of Rs 10 each, fully paid up		
(ii) Investment in Preference Shares - unquoted		
(a) Subsidiary (at amortized cost)		
DCM Shriram Infrastructure Limited	0.88	0.88
10,00,000 (March 31, 2023: 10,00,000) 0.01% redeemable cumulative preference shares of Rs 10 each, Rs 10 paid up		
Less: Provision for impairment in value of investment	<u>(0.88)</u>	<u>(0.88)</u>
(b) Subsidiary (at cost)		
DCM Shriram Credit and Investments Limited		
30,00,000 (March 31, 2023: 30,00,000) 0.01% compulsorily convertible preference shares of Rs 10 each	3.00	3.00
(iii) Investment in Government securities		
Unquoted (at amortized cost)		
National savings certificates	0.08	0.06
(iv) Equity component of loan to subsidiary at concessional rate (at cost)		
DCM Shriram Infrastructure Limited	11.45	11.45
Less: Provision for impairment in value of investment	<u>(11.45)</u>	<u>(11.45)</u>
Total	<u>422.58</u>	<u>347.07</u>
Aggregate book value:		
- Unquoted	504.21	428.70
Aggregate provision for impairment of investments	81.63	81.63
Summary :		
- Investments carried at cost	370.48	336.48
- Investments carried at amortized cost	0.08	0.06
- Investments at fair value through profit or loss	50.17	8.68
- Investments at fair value through other comprehensive income	1.85	1.85

\* Also refer note 35(b)

## NON-CURRENT FINANCIAL ASSETS

### 3.2 Loans

(unsecured considered good, unless otherwise stated)

Loan to subsidiaries [refer note 31(b)]

Considered good	22.05	8.40
Considered credit impaired	<u>26.51</u>	<u>26.51</u>
	48.56	34.91
Less: Provision for credit impaired loan	<u>26.51</u>	<u>26.51</u>
	22.05	8.40
Loan to employees <sup>(i)</sup>	<u>20.32</u>	<u>13.73</u>
	<u>42.37</u>	<u>22.13</u>

(i) includes given to related parties [refer note 31(b)]

# Notes to the Standalone Financial Statements For The Year Ended March 31, 2024

	As at March 31, 2024 Rs. Crores	As at March 31, 2023 Rs. Crores
<b>3.3 Other financial assets</b>		
Interest accrued on loans, investments, deposits etc. <sup>0</sup>	2.31	0.67
Fixed deposits with banks (earmarked)	7.91	9.13
Security deposits <sup>0</sup>	41.28	33.05
	<u>51.50</u>	<u>42.85</u>
(i) includes given to related parties [refer note 31(b)]		
<b>4 Deferred tax assets / (liabilities) (Net)</b>		
[refer note 42(d)]		
Deferred tax assets:		
Provision for gratuity and compensated absences	115.11	103.46
Provision for doubtful debts and advances	24.22	22.88
Others	49.02	27.02
	<u>188.35</u>	<u>153.36</u>
Deferred tax liabilities:		
Depreciation	705.98	620.58
	<u>705.98</u>	<u>620.58</u>
Deferred tax assets/(liabilities) (Net)	(517.63)	(467.22)
<b>5 Other non-current assets</b>		
Capital advances	73.76	176.85
Prepaid expenses	0.92	0.63
Others (includes amount deposited with Government authorities)	18.75	11.94
	<u>93.43</u>	<u>189.42</u>
<b>CURRENT ASSETS</b>		
<b>6 Inventories<sup>0</sup></b>		
Raw materials	302.55	292.41
(includes goods in transit Rs. 1.64 crores; March 31, 2023 - Rs. 7.38 crores)		
Work-in-progress	94.51	185.95
Finished goods	1,858.50	1,447.31
(includes goods in transit Rs. 16.66 crores; March 31, 2023 - Rs. 2.20 crores)		
Stock-in-trade	104.05	112.46
Stores and spares	255.52	291.35
	<u>2,615.13</u>	<u>2,329.48</u>
(i) refer note 1.3(f) and note 41		
<b>7 Financial assets</b>		
<b>7.1 Trade receivables<sup>0</sup></b>		
Unsecured - considered good	573.18	769.50
Unsecured - considered credit impaired	63.92	59.75
	<u>637.10</u>	<u>829.25</u>
Less: Provision for credit impaired receivables	63.92	59.75
Unbilled revenue	18.88	20.70
	<u>592.06</u>	<u>790.20</u>
(i) includes dues from related parties [refer note 31(b)] Also refer note 56 (b)		

# Notes to the Standalone Financial Statements For The Year Ended March 31, 2024

	As at March 31, 2024 Rs. Crores	As at March 31, 2023 Rs. Crores
7.2 Cash and cash equivalents <sup>(i)</sup>		
Balances with banks in		
- current accounts	78.55	39.72
Cash on hand	0.69	0.39
Liquid investments - mutual funds	204.46	353.43
	<u>283.70</u>	<u>393.54</u>
(i) comprises cash at bank and on hand, short term deposits and liquid mutual funds that are readily convertible to known amounts of cash and which are subject to insignificant risk of change in value		
7.3 Bank balances other than cash and cash equivalents		
Balances with banks in		
- current accounts (earmarked) <sup>(i)</sup>	11.55	10.19
- deposit accounts (earmarked) <sup>(i)</sup>	7.90	56.80
- deposit accounts (more than 3 months but less than 12 months from the date of aquisition)	305.00	454.00
	<u>324.45</u>	<u>520.99</u>
(i) earmarked for unpaid dividend, margin money and deposit with banks for specific purpose		
7.4 Loans (Unsecured Considered good unless otherwise stated)		
Loan to employees	4.50	4.29
	<u>4.50</u>	<u>4.29</u>
7.5 Other financial assets		
Interest accrued on loans, investment, deposits etc. <sup>(i)</sup>		
Considered good	14.66	19.82
Considered doubtful	0.25	0.25
	<u>14.91</u>	<u>20.07</u>
Less: Provision for doubtful interest	0.25	0.25
	<u>14.66</u>	<u>19.82</u>
Other debts (includes claims from government authorities) <sup>(i)</sup>		
Considered good	13.70	7.21
Considered doubtful	0.14	-
	<u>13.84</u>	<u>7.21</u>
Less: Provision for doubtful debts	0.14	-
	<u>13.70</u>	<u>7.21</u>
Security deposits <sup>(i)</sup>		
Considered good	2.83	3.29
Considered doubtful	-	0.10
	<u>2.83</u>	<u>3.39</u>
Less: Provision for doubtful deposits	-	0.10
	<u>2.83</u>	<u>3.29</u>
Derivatives designated as hedges:		
- Foreign exchange forward contracts	-	2.48
- Interest rate swaps	2.47	3.27
	<u>33.66</u>	<u>36.07</u>

(i) includes from related parties [refer note 31(b)]

# Notes to the Standalone Financial Statements For The Year Ended March 31, 2024

	As at March 31, 2024 Rs. Crores	As at March 31, 2023 Rs. Crores
<b>8 Current tax assets</b>		
Advance tax	1,996.83	1,810.12
Less: Provision for current tax	<u>(1,883.27)</u>	<u>(1,692.68)</u>
	<u>113.56</u>	<u>117.44</u>
<b>9 Other current assets</b>		
(Unsecured considered good unless otherwise stated)		
Advances recoverable in kind or for value to be received		
Considered good	207.09	170.48
Considered doubtful	5.19	5.39
	<u>212.98</u>	<u>175.87</u>
Less: Provision for doubtful advances	5.19	5.39
	<u>207.09</u>	<u>170.48</u>
Prepaid expenses	17.93	27.87
Balances with customs, excise and GST etc	73.40	89.52
Others	4.09	6.80
	<u>302.51</u>	<u>294.67</u>
<b>10 Assets classified as held for sale</b>		
Land and buildings	13.85	22.92
Plant and machinery	0.40	0.40
	<u>14.25</u>	<u>23.32</u>
Refer note 47 for other information relating to assets classified as held for sale.		
<b>11 Equity share capital</b>		
Authorised		
29,49,50,000 (March 31, 2023 - 29,49,50,000) equity shares of Rs.2 each with voting rights	58.99	58.99
65,01,000 (March 31, 2023 - 65,01,000) Cumulative redeemable preference shares of Rs. 100 each	65.01	65.01
	<u>124.00</u>	<u>124.00</u>
Issued		
15,98,42,296 (March 31, 2023 - 15,98,42,296) Equity shares of Rs 2 each with voting rights	31.97	31.97
Subscribed and fully paid up		
15,59,42,296 (March 31, 2023 - 15,59,42,296) Equity shares of Rs. 2 each with voting rights, fully paid - up	31.19	31.19
Forfeited shares - Amount originally paid up	0.16	0.16
	<u>31.35</u>	<u>31.35</u>

Notes:

(i) Reconciliation of number of shares and amount outstanding at the beginning and at the end of the reporting period:

Subscribed and fully paid up Equity Shares:	<u>No. of shares</u>	<u>Value (Rs. Crores)</u>
As at April 1, 2022	15,59,42,296	31.19
As at March 31, 2023	15,59,42,296	31.19
As at March 31, 2024	15,59,42,296	31.19

Buy-back of shares

- The Company bought back and extinguished 64,73,841 equity shares of Rs 2 each during financial year 2018-19



# Notes to the Standalone Financial Statements For The Year Ended March 31, 2024

	As at March 31, 2024 Rs. Crores		As at March 31, 2023 Rs. Crores	
--	---------------------------------------	--	---------------------------------------	--

(ii) Rights, preferences and restrictions on equity shares:

Voting rights and dividend shall be in the proportion to the capital paid upon equity shares. In the event of liquidation, the equity shareholders are eligible to receive the remaining assets of the Company in proportion to the capital paid upon equity share after distribution of all preferential amount.

	As at March 31, 2024		As at March 31, 2023	
	No. of shares	%	No. of shares	%
(iii) Shares held by the holding company:				
Sumant Investments Private Limited	9,82,82,744	63.03%	9,82,82,744	63.03%
(iv) Shareholders holding more than 5% equity shares are as under:				
Sumant Investments Private Limited	9,82,82,744	63.03%	9,82,82,744	63.03%
Life Insurance Corporation of India	1,05,42,850	6.76%	1,05,14,136	6.74%
(v) Shares held by promoters:				
Refer note 53				

## 12 Other equity<sup>1</sup>

12.1 General reserve	630.20	624.23
12.2 Surplus in statement of profit and loss	5,904.73	5,602.48
12.3 Capital redemption reserve	10.40	10.40
12.4 Storage fund for molasses account	2.91	2.75
12.5 Share held by trust under Employees Stock Purchase Scheme (ESPS) <sup>2</sup>	(4.64)	(5.36)
12.6 Other comprehensive income		
- Cash flow hedging reserve (refer note 45.4)(b))	1.63	2.68
	<u>6,545.23</u>	<u>6,237.18</u>

1. Created under relevant Act/statutes and will be utilized as per the Companies Act, 2013/ other relevant acts. For movement during the year, refer 'Statement of standalone changes in equity'.
2. Shares held by trust under ESPS represents cost of 10,04,974 (March 31, 2023 - 11,61,474) equity shares purchased and held by the Employee Benefit trust under ESPS scheme.

## NON-CURRENT LIABILITIES

### 13 Financial liabilities

#### 13.1 Long term borrowings (at amortized cost)

Secured (refer note 41B)

Non Convertible Debentures	128.48	151.52
Term loans		
From banks	1,019.56	746.34
From others	<u>208.25</u>	<u>241.39</u>
	<u>1,356.29</u>	<u>1,139.25</u>

Unsecured

Deposits

Fixed<sup>1</sup>

	<u>28.25</u>	<u>14.49</u>
	<u>28.25</u>	<u>14.49</u>
	<u>1,384.54</u>	<u>1,153.74</u>

1. Repayable as per maturity term not beyond 3 years

#### 13.2 Other financial liabilities

Interest accrued but not due on borrowing and deposits	0.04	0.03
	<u>0.04</u>	<u>0.03</u>

# Notes to the Standalone Financial Statements For The Year Ended March 31, 2024

	As at March 31, 2024 Rs. Crores	As at March 31, 2023 Rs. Crores
<b>14 Long term provisions</b>		
Provision for employee benefits		
Gratuity (refer note 32(ii))	152.65	138.42
Compensated absences	109.31	98.24
Other benefits	13.15	12.17
Provision for contingencies (refer note 37)	12.09	12.09
	<u>287.20</u>	<u>260.92</u>
<b>15 Other non-current liabilities</b>		
Security deposits	0.01	0.01
Others (includes deferred government grant)	4.22	6.32
	<u>4.23</u>	<u>6.33</u>
<b>CURRENT LIABILITIES</b>		
<b>16 Financial liabilities</b>		
<b>16.1 Short-term borrowings - at amortized cost</b>		
Secured (refer note 41 B)		
Current maturities of long-term debt :-		
Non Convertible Debentures	23.53	23.53
Term loans:-		
From banks	96.91	64.48
From others	37.90	44.58
Short-term loans from banks	442.00	323.00
	<u>600.34</u>	<u>455.59</u>
Unsecured		
Current maturities of long-term debt		
Fixed deposits	10.02	23.65
Other loans from banks	82.95	-
Loan from subsidiary company	-	1.45
	<u>92.97</u>	<u>25.10</u>
	<u>693.31</u>	<u>480.69</u>
<b>16.2 Trade payables<sup>(i)</sup></b>		
Total outstanding dues of micro enterprises and small enterprises (refer note 48)	50.00	40.64
Total outstanding dues of creditors other than micro enterprises and small enterprises	943.77	908.40
(i) refer note 56 (a)	<u>993.77</u>	<u>949.04</u>
<b>16.3 Other financial liabilities</b>		
Interest accrued but not due on borrowing and deposits	7.21	4.67
Unpaid dividends	9.68	9.83
Employee dues payable <sup>(i)</sup>	77.21	76.32
Security deposits	57.90	53.51
Others liabilities	187.07	269.38
[(Includes capital creditors Rs 152.80 crores; March 31, 2023 - Rs. 235.19 crores)		
(Refer note 48)]		
Derivatives designated as hedge		
- Foreign exchange forward contracts	0.77	-
	<u>339.84</u>	<u>413.71</u>
(i) includes due to related parties [Refer note 31(b)]		
<b>17 Other current liabilities</b>		
Statutory levies (includes statutory dues payable)	155.38	140.44
Advance received from customers	343.94	332.76
Other current liabilities	86.94	85.21
	<u>586.26</u>	<u>558.41</u>
<b>18 Short term provisions</b>		
Provision for employee benefits		
Gratuity (refer note 32(ii))	32.58	27.86
Compensated absences	34.86	31.56
Other benefits	1.12	0.95
	<u>68.56</u>	<u>60.37</u>

# Notes to the Standalone Financial Statements For The Year Ended March 31, 2024

	Year ended March 31, 2024 Rs. Crores	Year ended March 31, 2023 Rs. Crores
<b>19 Revenue from operations</b>		
Revenue from sale of products (Refer note 58)		
Gross revenue <sup>(i)</sup>	11,397.46	11,984.34
Less: Discounts	<u>277.85</u>	<u>236.98</u>
	<u>11,119.61</u>	<u>11,747.36</u>
Other operating revenue		
Rent	0.09	0.17
Liabilities/provisions no longer required written back	7.29	5.24
Miscellaneous income (includes scrap sales)	<u>43.90</u>	<u>58.74</u>
	<u>51.28</u>	<u>64.15</u>
Revenue from Operations	<u>11,170.89</u>	<u>11,811.51</u>
(i) Notes:		
(a) Includes Rs 267.56 crores against advance received from customers balance as at April 1, 2023 (Previous year - Rs 275.27 crores)		
(b) Includes Rs 4.53 crores on account of differential urea subsidy accrued for earlier periods based on notification issued by 'Fertiliser Industry Coordination Committee (FICC), Government of India, in pursuance of the Retention Price Scheme administered for nitrogenous fertilisers (Previous year - Rs 36.02 crores).		
(c) The Company does not have any contracts where the period between the transfer of the promised goods to the customer and payment by the customer exceeds one year. Accordingly, the Company has not adjusted transaction prices for the time value of money.		
(d) Total revenue from operations (excluding excise duty) is as under:		
	Year ended March 31, 2024 Rs. Crores	Year ended March 31, 2023 Rs. Crores
Total revenue from operations (excluding excise duty)	<u>10,662.08</u>	<u>11,278.98</u>
<b>20 Other income</b>		
Interest income [refer note 31(a)]	32.96	109.25
Interest income from income tax authorities	1.30	-
Rent [refer note 34(ii)]	0.73	0.63
Miscellaneous income (refer note 49)	23.85	25.71
Other gains/(losses):		
- net gain/(loss) on financial assets mandatorily measured at fair value through profit or loss	(0.90)	1.81
- net gain on sale of liquid investments	41.39	26.61
- net gain/(loss) on sale of property, plant and equipment (including assets held for sale)	<u>(0.46)</u>	<u>11.37</u>
	<u>98.87</u>	<u>175.38</u>
<b>21 Change in inventories of finished goods, stock-in-trade and work-in-progress (refer note 6)</b>		
Closing stock	2,057.06	1,745.72
Add: Provision for sales return	<u>3.85</u>	<u>5.63</u>
Adjusted closing stock	<u>2,060.91</u>	<u>1,751.35</u>
Opening stock	<u>1,751.35</u>	<u>1,738.03</u>
- (increase) in inventories	<u>(309.56)</u>	<u>(13.32)</u>
<b>22 Employee benefits expense</b>		
Salaries, wages, bonus, gratuity, commission, etc. <sup>(i)</sup>	862.82	784.60
Expense on Employee stock purchase scheme <sup>(ii)</sup>	9.03	6.03
Contribution to provident and other funds <sup>(i)</sup>	53.43	48.31
Staff welfare expenses	<u>39.22</u>	<u>35.54</u>
	<u>964.50</u>	<u>874.48</u>

(i) refer note 32

(ii) refer note 40

# Notes to the Standalone Financial Statements For The Year Ended March 31, 2024

		Year ended March 31, 2024 Rs. Crores	Year ended March 31, 2023 Rs. Crores
<b>23 Finance costs</b>			
Interest expense on financial liabilities measured at amortized cost <sup>1</sup>		132.53	98.64
Interest expense to income tax authorities		3.40	-
Other borrowing costs		3.24	3.15
Net loss on foreign currency transactions and translation		10.44	3.55
		<u>149.61</u>	<u>105.34</u>
Less: Amount included in the cost of qualifying assets <sup>2</sup>		<u>62.15</u>	<u>52.69</u>
		<u>87.46</u>	<u>52.65</u>
1. Includes interest expense on loan from wholly owned subsidiary Rs 0.07 crores (Previous year: Rs. 0.10 crores)			
2. Qualifying assets are assets that necessarily take a substantial period of time to get ready for their intended use or sale. Borrowing cost attributable to the acquisition or construction of qualifying assets is capitalised upto the date of commissioning of the asset. The weighted average rate used to determine the amount of borrowing costs eligible for capitalization is 7.40% p.a. (Previous year: 6.61% p.a.)			
<b>24 Depreciation and amortization expense</b>			
Depreciation of property, plant and equipment	2.1	271.99	233.78
Depreciation of Right of use assets (refer note 34)	2.1	21.25	18.54
Depreciation of investment property*	2.2	-	-
Amortization of intangible assets	2.3	3.58	3.65
		<u>296.82</u>	<u>255.97</u>
* Represent depreciation of Rs. 41,483 (Previous year : Rs. 34,988).			
<b>25 Other expenses</b>			
Consumption of stores and spare parts		424.36	395.13
Rent (refer note 34)		11.79	14.65
Repairs			
Buildings		20.00	18.89
Plant and machinery		110.64	88.58
Donation (refer note 36)		18.06	7.24
Insurance		28.83	27.31
Rates and taxes		19.29	15.74
Auditors' remuneration			
Audit fee		1.19	1.35
Tax audit		0.20	-
Limited reviews		0.66	0.67*
Other certification services		0.36	0.42*
Out-of-pocket expenses		0.07	0.11*
Directors' fees		0.71	0.83
Bad debts, advances, other debts and deposits written off	0.28		50.71
Less: adjusted against provision for doubtful debts, advances, other debts and deposits	<u>(0.22)</u>	0.06	<u>(50.37)</u>
Provision for/ (Reversal of) credit impaired receivables (net)		4.29	(0.66)
(Reversal of) / Provision for credit impaired loans and advances, other debts and deposits (net)		(0.17)	0.42
Freight and transport		319.26	300.87
Commission to selling agents		38.35	22.10
Brokerage, discounts (other than trade discounts), etc.		0.01	0.17
Selling expenses		122.85	108.19
Exchange fluctuation costs/(gains)		(1.95)	(6.85)
(Reversal of) impairment on assets held for sale(net)		(0.28)	(0.21)
Provision for diminution in value of long term investments		-	0.88
Corporate Social Responsibility (refer note 38)		25.64	24.78
Miscellaneous expenses		<u>232.42</u>	<u>210.23</u>
		1,376.64	1,231.18
Less:- Cost of own manufactured goods capitalised/consumed		<u>(1.79)</u>	<u>(4.26)</u>
		<u>1,374.85</u>	<u>1,226.92</u>
*Includes Rs. 0.68 crores pertaining to predecessor auditor			

# Notes to the Standalone Financial Statements For The Year Ended March 31, 2024

	Year ended March 31, 2024 Rs. Crores	Year ended March 31, 2023 Rs. Crores
<b>26 Tax expense</b>		
Current tax	181.92	228.49
Deferred Tax	50.33	259.71
Tax adjustments related to income from subsidiary (Refer note 35(b)(ii))	-	18.56
Tax adjustments related to earlier years		
- Current tax	8.67	-
- Deferred tax	3.93	(13.76)
	244.85	493.00
<b>27 Earnings per share</b>		
Profits after tax (Rs. Crores)	426.25	961.49
Weighted average number of equity shares (Nos.)	15,59,42,296	15,59,42,296
Basic and Diluted earnings per share (face value Rs 2 per share)	27.33	61.66

	As at March 31, 2024 Rs. Crores	As at March 31, 2023 Rs. Crores
<b>28. (i) Contingent liabilities not provided for*:</b>		
(a) Claims (excluding claims by employees where amount not ascertainable) not acknowledged as debts:		
- Additional premium on land	8.11	8.11
- Interest on delayed payments (cane/others)	47.05	55.06
- Others	5.35	5.63
<b>Total</b>	60.51	68.80
* timing of outflow, if any, cannot be ascertained as of now		
(ii) Capital commitments (net of advances)	305.78	540.87

- 29** In accordance with its accounting policy and past practice, the Company accrues revenue credits for urea subsidy claims pending notification/ final acceptance by 'Fertiliser Industry Coordination Committee' (FICC), Government of India, in pursuance of the Pricing Scheme administered for nitrogenous fertilisers. The total amount receivable on account of such claims as on March 31, 2024 is Rs 90.43 crores (March 31, 2023 : Rs. 310.22 crores). Necessary adjustments to revenue credits so accrued will be made on issuance of notification by FICC, Government of India.



# Notes to the Standalone Financial Statements For The Year Ended March 31, 2024

## 30 Segment reporting

### A. Operating segments and principal activities:

Operating segments are defined as components for which discrete financial information is available and whose results are reviewed regularly by the chief operating decision maker (CODM), for allocation of resources and assessing performance. Accordingly, the following segments have been identified as under:

Fertilisers (manufacturing of urea), Chloro-Vinyl (manufacturing of poly-vinyl chloride, carbide and chlor alkali products), Shriram Farm solutions (Plant nutrients, seeds and pesticides), Sugar (manufacturing of sugar, ethanol and co-generation of Power), Bioseed (production of hybrid seeds), Fenesta building system (Windows and doors), Others (Cement, Rural retail and plaster of paris). Sale of power from the co-generation facilities set up for the operating segments is included in their respective results.

### B. Geographical segments:

Since the Company's activities/ operations are primarily within the country and considering the nature of products/ services it deals in, the risks and returns are same and as such there is only one geographical segment.

### C. Segment accounting policies:

In addition to the material accounting policies applicable to the operating segments as set out in note 1.3, the accounting policies in relation to segment accounting are as under:

#### (i) Segment revenue and expenses:

Joint revenue and expenses of segments are allocated amongst them on a reasonable basis. All other segment revenue and expenses are directly attributable to the segments.

#### (ii) Segment assets and liabilities:

Segment assets include all operating assets used by a segment and consist principally of operating cash, trade receivables (net of allowances and provision), inventories and property, plant and equipment, which are reported as direct offsets in the balance sheet. Segment liabilities include all operating liabilities and consists principally of trade payables. Segment assets and liabilities do not include deferred income taxes. While most of the assets/ liabilities can be directly attributed to individual segment, the carrying amount of certain assets/ liabilities pertaining to two or more segments are allocated to the segments on a reasonable basis.

#### (iii) Inter segment sales:

Inter segment sales between operating segments are accounted for at market price. These transactions are eliminated in consolidation.

### D. Revenue from major products:

Revenue from major products is given in note 58

### E. Geographical information:

#### (i) Revenue from external customers: The Company's revenue from external customers by location of operation are as under:

Particulars	Rs. Crores	
	This year	Previous year
- Within India	10,883.07	11,263.42
- Outside India	236.54	483.94
Total	11,119.61	11,747.36

#### (ii) Non-current assets other than financial instruments: There are no such assets which are located outside India.

### F. Information about revenue from a single party exceeding 10% of the total revenue

Revenue from fertilizer subsidy income from 'Fertiliser Industry Coordination Committee' (FICC), Government of India amounted to Rs.1,299.53 crores (Previous year : Rs. 1,775.88 crores) arising from sales in the fertilizers segment, and has outstanding receivable of Rs. 90.43 crores as at 31 March, 2024 (31 March, 2023 : Rs. 310.22 crores).

# Notes to the Standalone Financial Statements For The Year Ended March 31, 2024

Rs. Crores

PARTICULARS	Chloro-Vinyl		Sugar		Shriram Farm Solutions		Biosseed		Fertiliser		Fenesta Building System		Others		Elimination		Total	
	This Year	Previous Year	This Year	Previous Year	This Year	Previous Year	This Year	Previous Year	This Year	Previous Year	This Year	Previous Year	This Year	Previous Year	This Year	Previous Year	This Year	Previous Year
<b>1. REVENUE</b>																		
External sales (Gross)	2,644.18	3,872.48	4,194.51	3,499.24	1,184.59	1,032.26	428.58	347.73	1,515.80	1,984.01	813.91	687.67	338.04	323.97	11,119.61	11,747.36	51.28	64.15
Other Operating Income	17.42	18.42	12.12	27.22	0.59	0.81	5.16	4.51	2.92	3.43	9.24	7.83	3.83	1.93				
Inter segment sales	49.83	62.80	-	-	0.48	0.45	6.22	4.71	-	-	0.38	0.01	1.21	3.57	58.12	71.54		
<b>Total revenue</b>	<b>2,711.43</b>	<b>3,953.70</b>	<b>4,206.63</b>	<b>3,526.46</b>	<b>1,185.66</b>	<b>1,033.52</b>	<b>439.96</b>	<b>356.95</b>	<b>1,518.72</b>	<b>1,987.44</b>	<b>823.53</b>	<b>695.51</b>	<b>343.08</b>	<b>329.47</b>	<b>11,170.89</b>	<b>11,811.51</b>		
<b>2. RESULTS</b>																		
Segment results	78.71	981.70	424.42	237.13	219.82	183.69	6.52	(18.70)	54.10	129.35	144.45	121.17	(3.59)	(43.50)			924.43	1,590.84
Unallocated expenses (net of income)																	165.87	83.70
Operating profit	78.71	981.70	424.42	237.13	219.82	183.69	6.52	(18.70)	54.10	129.35	144.45	121.17	(3.59)	(43.50)			758.56	1,507.14
Finance costs																	87.46	52.65
Profit before tax																	671.10	1,454.49
Provision for taxation																		
- Current and deferred tax																		232.25
- Tax adjustments related to earlier years																		12.60
<b>Net profit after tax</b>																	426.25	961.49
<b>3. OTHER INFORMATION</b>																		
<b>A. ASSETS</b>																		
Segment assets	4,672.44	3,802.01	4,208.78	3,867.40	2,241.17	232.43	461.32	383.32	343.08	532.48	356.90	300.43	92.79	92.14	10,359.48	9,210.21		
Unallocated assets															1,168.27	1,497.37		
<b>Total assets</b>	<b>4,672.44</b>	<b>3,802.01</b>	<b>4,208.78</b>	<b>3,867.40</b>	<b>2,241.17</b>	<b>232.43</b>	<b>461.32</b>	<b>383.32</b>	<b>343.08</b>	<b>532.48</b>	<b>356.90</b>	<b>300.43</b>	<b>92.79</b>	<b>92.14</b>	<b>11,527.75</b>	<b>10,707.58</b>		
<b>B. EQUITY AND LIABILITIES</b>																		
Equity (Share Capital & Other Equity)	620.70	674.74	531.11	553.64	193.61	182.79	206.06	136.33	248.32	223.66	311.52	308.04	66.19	73.85	6,576.58	6,268.53		
Secured and unsecured loans															2,177.51	2,153.05		
Unallocated liabilities															2,077.85	1,634.44		
<b>Total liabilities</b>	<b>620.70</b>	<b>674.74</b>	<b>531.11</b>	<b>553.64</b>	<b>193.61</b>	<b>182.79</b>	<b>206.06</b>	<b>136.33</b>	<b>248.32</b>	<b>223.66</b>	<b>311.52</b>	<b>308.04</b>	<b>66.19</b>	<b>73.85</b>	<b>11,527.75</b>	<b>10,707.58</b>		
<b>C. OTHERS</b>																		
Capital expenditure	1,071.41	1,293.79	1,107.76	581.10	3.89	4.05	25.15	13.80	30.58	16.63	56.77	56.30	7.79	8.86	1,306.35	1,974.53		
Unallocated capital expenditure															9.40	15.47		
Depreciation and amortisation expense	122.32	107.77	103.10	84.57	2.66	2.06	4.92	4.65	12.42	11.85	26.88	21.89	4.99	3.90	277.29	236.69		
Unallocated depreciation and amortisation expense															19.53	19.28		
Non cash expenses other than depreciation	0.02	0.02	-	-	(0.01)	1.24	4.28	(1.98)	-	-	(0.17)	0.22	0.01	0.07	4.13	(0.43)		
Unallocated non cash expenses other than depreciation															(0.23)	1.20		

# Notes to the Standalone Financial Statements For The Year Ended March 31, 2024

## 31 Related party disclosures

Name of related party as per Ind AS 24 and nature of related party relationship

1. Holding company: Sumant Investments Private Limited

2. Subsidiaries:

(i) DCM Shriram Credit and Investments Limited, Bioseed India Limited, DCM Shriram Infrastructure Limited, DCM Shriram Aqua Foods Limited, Hariyali Rural Ventures Limited, Fenesta India Limited, Shriram Bioseed Ventures Limited, Bioseed Research Philippines Inc., Bioseeds Holdings PTE. Ltd., Shriram Polytech Limited ( Formerly Shriram Axiall Private Limited) , Bioseed Research USA Inc., DCM Shriram Bio Enchem Ltd., DCM Shriram ProChem Ltd., DCM Shriram Ventures Ltd., Shriram Agsmart Ltd., Bioseeds Limited<sup>1</sup>  
1 merged with Shriram Bioseed Ventures Limited w.e.f. April 27, 2022

(ii) Subsidiaries incorporated under section 8 of Companies Act 2013:

DCM Shriram Foundation, Shridhar Shriram Foundation

3. Associate : Renew Green (GJ Ten) Private limited (w.e.f. Februray 23, 2023)

Renew Green (GJ Nine) Private limited (w.e.f. May 18, 2023)

4. Key Managerial Persons, HUFs and close members of the family of key managerial persons:

(i) Executive Directors, HUFs and close family members of executive directors (with whom transactions are there):

(a) Executive Directors

Mr. Ajay S. Shriram, Mr. Vikram S. Shriram, Mr. Ajit S. Shriram, Mr. K.K. Kaul\*, Mr. K.K. Sharma, Mr. Aditya A. Shriram\*\*.

\*upto July 01, 2023

\*from July 02, 2023

(b) HUFs and Close family members of executive directors

Ms. Prabha Shridhar, Mr. Anand A. Shriram , Mr. Pranav V. Shriram , Mr. Varun A. Shriram , Ms. Anuradha Bishnoi , Ms. Kavita V. Shriram, Ms. Richa A. Shriram, Ms.Tara A. Shriram, Ms.Vandana A. Shriram, Ms. Nainika V. Shriram, Ms. Geeta Kaul\*, M/s. Ajay S. Shriram (HUF), M/s. Vikram S. Shriram (HUF), and M/s. Ajit S. Shriram (HUF).

\*upto July 01, 2023

(ii) Independent Directors and close members of the family of independent directors (with whom transactions are there):

Mr. Pradeep Dinodia, Mr. Vimal Bhandari, Mr. Sunil Kant Munjal, Mrs. Ramni Nirula, Justice (Retd.) Vikramjit Sen, Mr. Pravesh Sharma, Ms. Sarita Garg (Nominee of LIC)\*, Mr. Ravi Narayan Mishra (Nominee of LIC)\*\*.

\*upto October 31, 2023

\*\*from November 01, 2023

5. Trust : Sir Shriram Foundation, DCM Shriram Employees' Provident Fund Trust, DCM Shriram Officers' Superannuation Fund Trust

(a) Transactions with related parties:

Rs. Crores

S. No.	Nature of transaction	This year					Total	Previous year					Total	
		Holding Company	Subsidiaries	Associates	KMP's/ Relatives	Trust		Holding Company	Subsidiaries	Associates	KMP's/ Relatives	Trust		
1	Sale of products	-	70.10	-	-	-	70.10	0.02	59.41	-	-	-	-	59.43
2	Purchases of finished goods	-	9.34	-	-	-	9.34	-	-	-	-	-	-	-
3	Supply of water, power and steam	-	0.81	-	-	-	0.81	-	0.22	-	-	-	-	0.22
4	Purchase of power	-	-	44.53	-	-	44.53	-	-	-	-	-	-	-
5	Common services expenses recovered	-	3.06	-	-	-	3.06	-	1.05	-	-	-	-	1.05
6	Rent paid (includes goods and services tax)	-	0.20	-	2.99	-	3.19	-	0.12	-	3.61	-	-	3.73
7	Remuneration to executive directors and their relatives <sup>8</sup>	-	-	-	-	-	-	-	-	-	-	-	-	-
	- Short term employment benefit including commission	-	-	-	45.08	-	45.08	-	-	-	45.27	-	-	45.27
	- Post employment benefits	-	-	-	3.60	-	3.60	-	-	-	3.19	-	-	3.19
8	Sitting fees and commission to independent directors	-	-	-	4.19	-	4.19	-	-	-	4.61	-	-	4.61
9	Security deposits given	-	0.03	-	-	-	0.03	-	-	-	-	-	-	-
10	Security deposits received back	-	-	-	-	-	-	-	0.53	-	-	-	-	0.53
11	Sale of property, plant and equipments including right of use assets	-	4.38	-	-	-	4.38	-	-	-	-	-	-	-
12	Advance taken from customers	-	0.74	-	0.08	-	0.82	-	-	-	-	-	-	-
13	Repayment of Loans	-	1.45	-	-	-	1.45	-	-	-	-	-	-	-
14	Loans and advances given (net)	-	14.83	-	-	-	14.83	-	1.33	-	-	-	-	1.33
15	Loans received back (net)	-	-	-	0.02	-	0.02	-	134.22*	-	0.06	-	-	134.28
16	Interest income	-	0.76	-	-	-	0.76	-	59.07	-	-	-	-	59.07
17	Rent income	-	0.04	-	-	-	0.04	-	-	-	-	-	-	-
18	Investment in equity shares	-	34.00	41.49	-	-	75.49	-	254.44*	8.68	-	-	-	263.12
19	Interest expenses	-	0.07	-	-	-	0.07	-	0.10	-	-	-	-	0.10
20	Dividends paid	74.69	-	-	4.28	-	78.97	150.37	-	-	5.09	-	-	155.46

# Notes to the Standalone Financial Statements For The Year Ended March 31, 2024

Rs. Crores

S. No.	Nature of transaction	This year					Total	Previous year					Total	
		Holding Company	Subsidiaries	Associates	KMP's/Relatives	Trust		Holding Company	Subsidiaries	Associates	KMP's/Relatives	Trust		
21	Contribution to Provident fund trust	-	-	-	-	38.89	38.89	-	-	-	-	-	35.26	35.26
22	Contribution to Superannuation fund trust	-	-	-	-	8.69	8.69	-	-	-	-	-	8.37	8.37
23	Contribution for CSR activities**	-	26.94	-	-	-	26.94	-	15.63	-	-	-	-	15.63
24	Donation paid	-	0.02	-	-	-	0.02	-	-	-	-	-	-	-

\* Includes conversion of loan into equity capital (Also refer note 35 (b))

\*\* Included Rs. 20.86 crores related to current year obligation(Previous year : Rs. 13.48 crores)

(b) Balance outstanding as at the year end (gross)  
(unsecured unless otherwise stated)

Rs. Crores

S. No.	Nature of transaction	This year					Total	Previous year					Total
		Holding Company	Subsidiaries	Associates	KMP's/Relatives	Trust		Holding Company	Subsidiaries	Associates	KMP's/Relatives	Trust	
1	Security deposits receivable	-	1.54	-	8.34	-	9.88	-	1.51	-	8.40	-	9.91
2	Loans and advances receivable	-	49.74	-	-	-	49.74	-	34.91	-	0.06	-	34.97
3	Loan and advance payable	-	0.74	-	-	-	0.74	-	1.45	-	-	-	1.45
4	Interest receivable	-	1.77	-	-	-	1.77	-	1.34	-	0.08	-	1.42
5	Trade receivable	-	7.86	-	-	-	7.86	-	12.02	-	-	-	12.02
6	Trade payables	-	0.01	17.11	-	-	17.12	-	-	-	-	-	-
7	Other current assets	-	0.04	-	-	-	0.04	-	0.05	-	-	-	0.05
8	Other financial assets	-	4.62	-	-	-	4.62	-	-	-	-	-	-
9	Interest payable	-	-	-	-	-	-	-	0.29	-	-	-	0.29
10	Commission payable	-	-	-	26.38	-	26.38	-	-	-	26.99	-	26.99
11	CSR contribution payable	-	-	-	-	-	-	-	4.09	-	-	-	4.09
12	Other financial liabilities	-	0.07	-	-	-	0.07	-	-	-	-	-	-
13	Outstanding guarantees given by subsidiary companies in respect of loan taken by the Company	-	356.27	-	-	-	356.27	-	406.69	-	-	-	406.69
14	Provision for doubtful loan/advances and interest accrued against outstanding balances	-	26.76	-	-	-	26.76	-	26.76	-	-	-	26.76

The transactions with related parties are as per the terms of arrangement between the parties in the normal course of business and to be settled through receipt/payment or sale/purchase of goods or services.

(i) Provision for incremental gratuity liability and leave encashment for the current year in respect of directors has not been considered above, since the provision is based on a actuarial basis for the Company as a whole.

(c) Maximum amount of loans and advances outstanding during the year:

Rs. Crores

S. No.	Name of the Company	Amount outstanding at the year end (gross)		Maximum amount outstanding during the year	
		This year	Previous year	This year	Previous year
1	DCM Shriram Credit and Investments Limited	8.40	8.40	8.40	8.40
2	DCM Shriram Infrastructure Limited	26.51	26.51	26.51	26.51
3	Shriram Bioseed Ventures Limited	-	-	-	117.16
4	Hariyali Rural Ventures Limited *	6.85	-	6.85	0.01
5	DCM Shriram Prochem Ltd.*	0.50	-	0.50	-
6	Shriram Agsmart Limited *	6.48	-	11.92	-
7	Bioseed Holding PTE Limited	-	-	-	21.20
9	DCM Shriram Bio Enchem Ltd.*	1.00	-	1.00	25.70
10	Mr. K.K. Kaul	-	0.06	-	0.12
	<b>Total</b>	<b>49.74</b>	<b>34.97</b>		

\* includes loans given during the year for working capital requirements and purchase of property , plant and equipments

# Notes to the Standalone Financial Statements For The Year Ended March 31, 2024

## 32. Employee Benefits

The Company has classified the various benefits provided to employees as under:-

(i) Defined contribution plans:

The Company has recognized the following amounts in the statement of standalone profit and loss:

	Rs. Crores	
	This year	Previous year
Employers' contribution to provident fund*	38.89	35.26
Employers' contribution to superannuation fund	8.69	8.37
Employers' contribution to national pension scheme	5.85	4.68
<b>Total</b>	<b>53.43</b>	<b>48.31</b>

\* There is no shortfall in the interest cost for which Company is liable as at the date of financial statements.

(ii) Disclosure in respect of Defined benefit obligation (Gratuity) is as under:

The principal assumptions used for the purpose of actuarial valuation were as under:

Particulars	Rs. Crores	
	As at March 31, 2024	As at March 31, 2023
Discount rate per annum	7.21%	7.53%
Expected rate of salary increase	8.00%	8.00%
Mortality rate	IALM (2012-14) ultimate	IALM (2012-14) ultimate
Withdrawal rates:		
- Upto 30 years	3%	3%
- 31 to 44 years	2%	2%
- above 44 years	1%	1%
Retirement age	58/60 yrs	58/60 yrs

(a) Amount recognised in statement of standalone profit and loss in respect of the defined benefit plan are as follows:

	Rs. Crores	
	This year	Previous year
Components of defined benefit costs recognised in statement of standalone profit and loss*		
Current service cost	13.85	13.52
Net interest expense	11.15	10.30
Components of defined benefit costs recognised in profit and loss	25.00	23.82
Components of defined benefit costs recognised in other comprehensive income		
Actuarial (gain)/loss from changes in financial assumptions	4.17	(3.06)
Actuarial (gain)/loss arising from experience adjustments	5.15	2.51
Return on plan assets (higher)/lower than discount rate	0.07	0.10
Total actuarial (gain)/loss recognised in other comprehensive income	9.39	(0.45)
Total amount recognised in statement of standalone profit and loss	34.39	23.37

\* included in the salaries, wages, bonus, gratuity etc in note 22 "Employee Benefits expense".



## Notes to the Standalone Financial Statements For The Year Ended March 31, 2024

(b) The amount included in the balance sheet arising from the Company's obligation in respect of its defined benefit obligation/plans is as follows:

	Rs. Crores	
	As at March 31, 2024	As at March 31, 2023
Present value of defined benefit obligation	193.25	174.25
Fair value of plan assets	(8.02)	(7.97)
Net liability arising from defined benefit obligation	185.23	166.28
- Non-current liability	152.65	138.42
- Current liability	32.58	27.86

(c) Movements in the fair value of plan assets are as follows:

	Rs. Crores	
	This year	Previous year
Opening fair value of plan assets	7.97	8.26
Expected return on plan assets	0.60	0.60
Employer contribution	0.56	1.04
Remeasurement gains/(losses):		
- Return on plan assets higher/(lower) than discount rate	(0.07)	(0.10)
Benefits paid	(1.04)	(1.83)
Closing fair value of plan assets	8.02	7.97

(d) Movements in the present value of defined benefit obligations are as follows:

	Rs. Crores	
	This year	Previous year
Opening defined benefit obligation	174.25	166.68
Current service cost	13.85	13.52
Interest cost	11.75	10.90
Remeasurement (gains)/losses:		
- Actuarial (gain)/loss from changes in financial assumptions	4.17	(3.06)
- Actuarial (gain)/loss arising from experience adjustments	5.15	2.51
Benefits paid by employer	(14.88)	(14.47)
Benefits paid from plan assets	(1.04)	(1.83)
Closing defined benefit obligations	193.25	174.25

(e) Sensitivity analysis

The significant actuarial assumption for the determination of defined benefit obligations are discount rate and expected salary increase.

	Rs. Crores	
	As at March 31, 2024	As at March 31, 2023
The value of gross benefit obligation as mentioned above, on account of sensitivity in significant assumptions, would be as under :		
Discount rate		
(i) Discount rate -100 basis point	206.39	186.75
(ii) Discount rate +100 basis point	179.81	162.58
Salary increase rate		
(i) rate -100 basis point	181.19	163.75
(ii) rate +100 basis point	204.29	185.00

# Notes to the Standalone Financial Statements For The Year Ended March 31, 2024

(f) Major categories of plan assets

The plan assets at one of the unit are maintained with LIC of India Gratuity Scheme. The details of investment maintained by LIC are not available and have therefore not been disclosed.

(g) The Company expects to contribute Rs. 1.43 crores to the LIC fund during the year 2024-25 (previous year - Rs. 1.26 crores).

(h) The average expected future working life of members of the defined benefit obligation as at March 31, 2024 is 16.00 years (as at March 31, 2023: 15.90 years)

(l) The maturity profile (undiscounted) of defined benefit obligation is as follows:

Rs. Crores

Particulars	As at March 31, 2024	As at March 31, 2023
within 1 year	40.23	35.46
between 2-5 years	68.51	60.61
between 6-10 years	68.59	62.24
More than 10 years	200.37	188.30

33. (a) Fair value

The fair value of the Company's investment properties as at March 31, 2024 and March 31, 2023 have been arrived at on the basis of a valuation carried out by government approved independent valuers. The inputs used in fair valuation are circle rate of the property, prevailing market price of the similar kind of property in that area and other relevant factors.

Information about the fair value of the Company's investment properties and fair value hierarchy are as follows :

Rs. Crores

	As at March 31, 2024	As at March 31, 2023
Fair value of the investment properties (Rs. Crores)	9.87	8.94
Fair valuation hierarchy	Level 3	Level 3

(b) Depreciation recognised in statement of profit and loss with respect to investment properties Rs. 41,483 (Previous year : Rs. 34,988)

34 Disclosure of Ind AS 116 'Leases' :

(i) Assets taken on lease

(a) Amounts recognised in the statement of profit or loss

Rs. Crores

	This year	Previous year
Depreciation charge of right-of-use assets		
Buildings	19.90	17.79
Leasehold land	1.35	0.75
	21.25	18.54
Interest expense (included in finance cost)	6.00	5.74
Expense relating to short-term leases (included in Rent expense)	5.57	5.20
Total cash outflows for leases	23.15	20.01
Amount of lease commitments for short-term leases	1.72	2.53

(b) Carrying amount of right-of-use assets at the end of the reporting period by class of underlying asset:

Rs. Crores

Particulars	As at March 31, 2024	As at March 31, 2023
Buildings	57.11	64.54
Leasehold land	111.94	94.74
	169.05	159.28

(c) The Company's leasing activities:

The Company has entered into lease agreements for lease of offices, showrooms, godowns etc., generally for a period of 6 months to 11 years with renewal option and which can be terminated after lock-in-period by serving notice period as per the terms of the agreements.

# Notes to the Standalone Financial Statements For The Year Ended March 31, 2024

(ii) Assets given on lease:

(I) The Company has entered into operating lease arrangements for buildings (including certain other assets). The details of leased assets are as under:

Rs. Crores

	Gross Block as at		Accumulated depreciation as at		Depreciation	
	March 31, 2024	March 31, 2023	March 31, 2024	March 31, 2023	This year	Previous year
Land and building	14.07	13.31	2.00	1.74	0.22	0.21
Plant and equipment	0.15	0.15	0.13	0.12	0.01	0.01
Furniture and fixtures	0.24	0.16	0.14	0.12	0.02	-
Office equipments	0.01	0.01	-	-	-	-
	14.47	13.63	2.27	1.98	0.25	0.22

(ii) Information w.r.t. non-cancellable leases:

Rs. Crores

	This year	Previous year
Future minimum lease rent receivables	8.49	8.70
- Not later than one year	0.56	0.51
- Later than one year and not Later than two years	0.56	0.52
- Later than two year and not Later than three years	0.55	0.52
- Later than three year and not Later than four years	0.55	0.52
- Later than four year and not Later than five years	0.59	0.52
- Later than five years	5.69	6.11

During the year Company has earned lease income of Rs 0.73 crores (Previous year - Rs 0.63 crores)

### 35. Details of transactions with intermediary(ies) or ultimate beneficiary(ies) during previous year ended March 31, 2023.

(a) Investment in equity shares during the previous year ended March 31, 2023

Transaction	Name of Intermediary	Date	Amount	Transaction	Ultimate beneficiary	Date	Amount
Loan to intermediary	DCM Shriram Credit and Investments limited	September 20, 2022	Rs. 0.25 crores	Investment in equity shares	Biomass India Private Limited	September 20, 2022	Rs. 0.25 crores

(b) Capital Restructuring

(i) During the previous year ended 31 March 2023, the Company completed the capital restructuring of loans/investments made by the Company in subsidiaries (domestic/overseas). The summary of restructuring activities is as under:

During September - November 2022, amount invested in equity share capital of Shriram Bioseed Ventures Limited (SBVL) which had further invested Rs. 81.45 crores in equity share capital of Bioseed Holdings PTE. Ltd. (BHP)	Rs. 192.50 crores
Amount received back from SBVL towards repayment of loan and interest from SBVL/ BHP towards payment of interest:	Rs. 187.90 crores

Further, BHP has converted the loan outstanding amounting to Rs.20.90 crores of DCM Shriram Limited into Equity share capital.

(ii) During the previous year ended March 31, 2023, the Company received Rs 53.78 crores interest income (income tax impact : Rs 18.56 crores) relating to earlier years from Shriram Bioseed Ventures Limited. The same had been recognised in 'Other Income' in the standalone financial statements

36. During the year, donations include political contributions to Prudent Electoral Trust Rs 7.5 crores, Bhartiya Janta Party Rs 2.75 crores and through Electoral bonds Rs 5 crores (previous year: Electoral bonds Rs 5 crores) made in accordance with Section 182 of the Act. The Company, supplemented by external legal advice, has considered the Supreme Court judgement dated February 15, 2024, including the directions to the State Bank of India and the Election Commission of India on furnishing and public disclosure of information in respect of the Electoral bonds. Political contributions via Electoral Bonds for the year ended March 31, 2024, were made by the Company prior Hon'ble Supreme Court judgement on February 15, 2024.

# Notes to the Standalone Financial Statements For The Year Ended March 31, 2024

37. Provision for contingencies in note 14 represents provision for various contingencies resulting from issues relating to reconstruction arrangement of the companies involved therein requiring management judgement.

Rs. Crores

Particulars	As at March 31, 2024	As at March 31, 2023
As at the beginning of the year	12.09	12.09
As at the end of the year	12.09	12.09

38 Expenditure on corporate social responsibility activities under section 135 of the Companies Act 2013 as under:

Rs. Crores

Particulars	This year	Previous year
Amount required to be spent during the year	25.64	22.26
Actual expenditure incurred related to above obligation <sup>1</sup>	23.63	18.76
Unspent amount at the end of year related to ongoing projects <sup>2</sup> of:		
- Current year	2.01	3.50
- Previous years	1.87	0.36
Nature of CSR activities	1. Preventive healthcare and Sanitation 2. Promoting education, vocational skills, livelihood 3. Environmental sustainability 4. Rural Development	

Movement of provision created for liability incurred by entering into contractual obligation

Rs. Crores

Particulars	This year	Previous year
Opening balance as at beginning of the year	3.86	-
Created during the year	2.01	3.86
Utilised during the year <sup>1</sup>	1.99	-
Closing balance as at year end	3.88	3.86

1. Includes given to related parties [refer note 31(b)]

2. Unspent amount relates to ongoing projects for which the activities are planned in subsequent years. As per section 135(6) of the Companies Act, the said unspent amount relating to ongoing projects have been deposited in "Unspent CSR Bank account"

39. Research and development expenses included under relevant heads in the statement of profit and loss Rs. 52.87 crores (Previous year - Rs. 57.90 crores).

#### 40 Employee share based payments (refer note 12)

The Company has an Employees Stock Purchase Scheme (DCM Shriram ESPS) which is administered through DCM Shriram Employees Benefits Trust based on acquisition of shares from the market to provide equity based incentives to employees under the Scheme. The shares offered, lock-in-period and grant price may be different for different eligible participants and determined at the time of every grant of shares. The expenses related to the grant of shares under the Scheme is accounted for on the basis of the fair value (which equals to market price of the Company's share on date of grant less exercise price) of share on the date of grant and is amortized on a straight line basis over the lock-in period, if any.

The number and weighted average fair value of equity shares granted during the year are as under:

Rs. Crores

Particulars	This year	Previous year
No. of equity shares granted during the year	1,69,000	43,200
Weighted average fair value on the grant date (Rs per equity share)	836.94	1,021.49

# Notes to the Standalone Financial Statements For The Year Ended March 31, 2024

## 41. Assets pledged as security

A. The carrying amount of assets pledged as security for borrowings are as under:

Particulars	Rs. Crores	
	As at March 31, 2024	As at March 31, 2023
Financial assets	1,312.79	1,743.08
Inventories	2,615.13	2,329.48
Property, plant and equipment and intangible assets (including capital work-in-progress but excluding right of use assets - building)	6,522.61	5,477.73
<b>Total</b>	<b>10,450.53</b>	<b>9,550.29</b>

B. Nature of security and terms of repayment for secured borrowings

S. No.	Nature of Security	Terms of Repayment as at March 31, 2024
<b>SHORT TERM LOANS FROM BANKS:</b>		
1.	Short Term Loans of Rs. 343 Crores (March 31, 2023 - Rs. 200 Crores) are secured by first pari passu charge on whole of the current assets, both present and future, of the company (except Shriram Bioseed Genetics, Hyderabad & Bioseed Research India, Hyderabad). These loans are further secured by a third charge by way of mortgage/hypothecation of all the immovable/movable properties (other than current assets) of the Company's undertakings at Kota in Rajasthan and Ajbapur, Rupapur, Loni & Hariawan in Uttar Pradesh.	- Repayable on demand
2.	Short Term Loan of Rs. 99 Crores (March 31, 2023 - Rs. 78 Crores) is secured by first pari passu charge by way of hypothecation on book debts and stocks, both present and future of the Company's undertakings at Shriram Bioseed Genetics and Bioseed Research India, Hyderabad.	- Repayable in April 2024
3.	Short Term Loans of Rs. nil Crores (March 31, 2023- Rs. 45 Crores) is secured by lien on fixed deposits placed with bank.	Not applicable
<b>NON CONVERTIBLE DEBENTURES (NCD):</b>		
1.	NCD of Rs. 152.01 Crores (March 31, 2023- Rs. 175.05 Crores) is secured by way of first pari passu mortgage/charge created on immovable and movable Fixed Assets, both present and future and a second charge ranking pari passu on the current assets, both present and future, pertaining to the Company's Bharuch unit, Gujarat (Rs. 23.53 Crores due within 1 year; March 31, 2023 - Rs 23.53 Crores) (ROI - 7.05% p.a.)	- Repayable in 13 equal semi annual installments.
<b>LONG TERM LOANS FROM BANKS:</b>		
1.	Term loan of Rs. 156.29 Crores (March 31, 2023 - Rs. 157.82 Crores) is secured by way of first pari passu mortgage/charge created on immovable and movable Fixed assets, both present and future, of the Company's undertakings at Ajbapur, Uttar Pradesh (Rs. 31.25 Crores due within 1 year; March 31, 2023 - Rs 1.53 Crores)	- Repayable in 20 equal quarterly installments
2.	Term loans of Rs. 7.50 Crores (March 31, 2023 - 54.75 Crores) are secured by way of first pari passu mortgage/charge created on immovable and movable Fixed assets, both present and future, of the Company's undertakings at Hariawan, Uttar Pradesh (Rs. 7.50 Crores due within 1 year; March 31, 2023 - Rs 7.88 Crores)	- Repayable in December 2024.
3.	Term loan of Rs. 8.48 Crores (March 31, 2023 - Rs. 46.63 crores) is secured by way of first pari passu mortgage/charge created on immovable and movable Fixed assets, both present and future, of the Company's undertakings at Ajbapur and Loni, Uttar Pradesh. (Rs. 8.48 Crores due within 1 year; March 31, 2023 - Rs 38.99 Crores)	- Repayable by June 2024.

# Notes to the Standalone Financial Statements For The Year Ended March 31, 2024

S. No.	Nature of Security	Terms of Repayment as at March 31, 2024
<b>LONG TERM LOANS FROM BANKS:</b>		
4.	Term Loan of Rs nil Crores (March 31, 2023 - Rs 21 Crores) is secured by way of First pari passu mortgage/charge created on immovable and movable Fixed assets, both present and future, of the Company's undertakings at Loni, Uttar Pradesh. (Rs. nil Crores due within 1 year; March 31, 2023 - Rs 7 Crores)	Not applicable
5.	Term loan of Rs. 148.35 Crores (March 31, 2023 - Rs. 141.53 Crores) is secured by way of first pari passu mortgage/charge to be created on immovable and movable Fixed assets, both present and future, of the Company's undertakings at Kota, Rajasthan (Rs. 7.08 Crores due within 1 year; March 31, 2023 - Rs 7.08 Crores)	- Rs. 134.45 Crore repayable in 10 Semi annual installments. - Rs. 13.90 Crore repayable in 24 quarterly installment commencing from June 2025.
6.	Term loans of Rs. 795.85 Crores (March 31, 2023 - Rs. 389.09 Crores) is secured by way of first pari passu mortgage/charge created on immovable and movable Fixed Assets, both present and future pertaining to the Company's Bharuch unit, Gujarat (Rs. 42.60 Crores due within 1 year; March 31, 2023 - Rs. 2 Crores)	- Rs. 196.69 Crores repayable in 22 quarterly installment. - Rs. 199.63 Crores repayable in 10 equal semi annual installments commencing from Mar 2025. - Rs. 199.53 Crore repayable in 8 annual installment. - Rs. 200 Crore repayable in September 2029.
<b>LONG TERM LOANS FROM OTHERS:</b>		
1.	Term Loan of Rs 113.29 Crores (March 31, 2023 - Rs 128.50 Crore) is secured by way of First pari passu mortgage/charge created on immovable and movable Fixed Assets, both present and future and a second charge ranking pari passu on the current assets, both present and future, pertaining to the Company's unit at Hariawan, UP. (Rs 17.56 crore due within 1 year; March 31, 2023 - Rs 17.30 Crore)	- Repayable in 13 equal semi annual installments
2.	Term loan of Rs. 89.16 Crores (March 31, 2023 - Rs. 100.39 Crores) is secured by way of first pari passu mortgage/charge created on immovable and movable Fixed Assets, both present and future and a second charge ranking pari passu on the current assets, both present and future, pertaining to the Company's Bharuch unit, Gujarat (Rs.12.74 Crores due within 1 year; March 31, 2023 - Rs 12.56 Crores)	- Repayable in 14 equal semi annual installments
3.	Term Loan of Rs. 10.84 Crores (March 31, 2023 - Rs. 17.75 Crores) is secured by way of a first pari passu charge on all immovable and movable properties both present and future, pertaining to the Company's Ajbapur Sugar Complex, Uttar Pradesh (Rs 7.40 Crores due within 1 year; March 31, 2023 - Rs 7.40 Crores)	- Repayable in 10 equal semi annual installments commencing after 3 years from respective drawdown
4.	Term loan of Rs. 0.64 Crores (March 31, 2023 - Rs. 0.84 Crores) from Department of Biotechnology, Government of India is secured against hypothecation of plant & machinery, machinery spares, tools and accessories acquired from the loan proceeds to Company's Bioseed Research India division. (Rs. 0.20 Crores due within 1 year; March 31, 2023 - Rs 0.20 Crores)	- Repayable in 7 equal semi annual installments
5.	Term Loan of Rs. nil Crores (March 31, 2023 - Rs. 7.12 Crores) is secured by way of a first pari passu charge on all immovable and movable properties both present and future, pertaining to the Company's Hariawan Sugar Complex, Uttar Pradesh (Rs. nil Crores due within 1 year; March 31, 2023 - Rs 7.12 Crores)	Not applicable
6.	Term Loan of Rs. 32.22 Crores (March 31, 2023 - Rs. 31.37 Crores) is secured by way of a first pari passu charge created on all movable properties both present and future, pertaining to the Company's Hariawan Sugar Complex, Uttar Pradesh . Further, the said loan is also secured by bank guarantee (Rs. Nil Crores due within 1 year; March 31, 2023 - Rs Nil Crores).	- Repayable in 10 equal semi annual installments commencing after 3 years from respective drawdown



# Notes to the Standalone Financial Statements For The Year Ended March 31, 2024

## C. Statements filed with Banks or Financial Institutions

Quarterly returns and statements filed by the Company with banks or financial institutions are in agreement with the books of accounts.

## D. Details of charges for which satisfaction is pending with Registrar of Companies (ROC)

S.No.	Brief description of the charges or satisfaction	Location of the Registrar	Period by which such charge had to be satisfied and Reason for delay in satisfaction
1	Charge Created with serial no. Z00931792, charge ID 80056154 dated 22-08-1979 in favor of The Rajasthan State Electricity Board, Main Market, Jaipur, Rajasthan- 302005	New Delhi	The said charge was created in FY 1980 (by erstwhile DCM Ltd). This got transferred to the Company in FY 1990 pursuant to reconstruction arrangement of erstwhile DCM Ltd. There is no outstanding in books of accounts as on date against this charge. The Company is in the process of identifying the authority from whom the NOC can be obtained in order to file satisfaction of charge with ROC.

## 42. Income tax expense

	Rs. Crores	
	This year	Previous year
(a) Income tax expense		
Current tax		
Current tax on profits for the year	181.92	247.05
Adjustments for current tax of earlier years*	8.67	-
Total current tax expense	190.59	247.05
Deferred tax		
Deferred tax charge/(credit)	50.33	259.71
Adjustments for deferred tax of earlier years*	3.93	(13.76)
Total deferred tax expense/(benefit)	54.26	245.95
Total tax expense	244.85	493.00
(b) Reconciliation of tax expense and the accounting profit		
Profit before tax	671.10	1,454.49
Income tax expense calculated at 34.944%	234.51	508.26
(i) Tax effect of:		
- Corporate social responsibility expenses not allowed as deduction	4.75	6.32
- Deduction under section 80-IA of the Income tax act 1961	(6.92)	-
(ii) Others	(0.09)	(7.82)
(iii) Tax adjustment of earlier years	12.60	(13.76)
Income tax expense	244.85	493.00

## (c) Tax effect on unrecognised temporary differences relating to:

	Rs. Crores	
	This year	Previous year
(i) Provision for impairment in value of investments/loans and advances in subsidiaries	37.79	37.79
Total	37.79	37.79

# Notes to the Standalone Financial Statements For The Year Ended March 31, 2024

(d) Deferred tax movements

Deferred tax assets/(liabilities) in relation to:

Rs. Crores

	Provision for gratuity and compensated absences	Provision for doubtful debts and advances	Depreciation	Others	MAT credit entitlement	Total
As at April 1, 2022	98.25	48.46	(563.86)	17.45	185.20	(214.50)
(Charged)/credited to:						
Profit or loss	5.37	(18.12)	(55.00)	0.83	(192.79)	(259.71)
Other comprehensive income	(0.16)	-	-	(6.61)	-	(6.77)
Adjustment related to earlier years*	-	(7.46)	(1.72)	15.35	7.59	13.76
As at March 31, 2023	103.46	22.88	(620.58)	27.02	-	(467.22)
(Charged)/credited to:						
Profit or loss	8.42	1.42	(66.40)	6.23	-	(50.33)
Other comprehensive income	3.28	-	-	0.57	-	3.85
Adjustment related to earlier years*	(0.05)	(0.08)	(19.00)	15.20	-	(3.93)
As at March 31, 2024	115.11	24.22	(705.98)	49.02	-	(517.63)

\* Tax charge of earlier years finalised on filing of returns/completion of assessments with corresponding impact on MAT

### 43 Financial instruments by category

The criteria for recognition of financial instruments is explained in material accounting policies note 1.3 (k)

Rs. Crores

	As at March 31, 2024			As at March 31, 2023		
	Amortised cost*	FVTOCI	FVTPL	Amortised cost*	FVTOCI	FVTPL
Financial assets						
Investments						
- Equity instruments	-	1.85	50.17	-	1.85	8.68
- Government securities	0.08	-	-	0.06	-	-
Trade receivables	592.06	-	-	790.20	-	-
Loans	46.87	-	-	26.42	-	-
Cash and cash equivalents and bank balances	403.69	-	204.46	561.10	-	353.43
Derivative financial assets	-	2.47	-	-	3.27	2.48
Others	82.69	-	-	73.17	-	-
Total financial assets	1,125.39	4.32	254.63	1,450.95	5.12	364.59
Financial liabilities						
Borrowings	2,077.85	-	-	1,634.43	-	-
Lease liabilities	67.14	-	-	72.26	-	-
Trade payables	993.77	-	-	949.04	-	-
Other financial liabilities	339.11	-	-	413.74	-	-
Derivative financial liabilities	-	-	0.77	-	-	-
Total financial liabilities	3,477.87	-	0.77	3,069.47	-	-

\* The fair value of non-current financial assets and financial liabilities carried at amortized cost is substantially same as their carrying amount.

# Notes to the Standalone Financial Statements For The Year Ended March 31, 2024

## 44 Capital management

The Company endeavours to optimize debt and equity balance and provide adequate strength to the balance sheet. The Company monitors capital on the basis of debt equity ratio.

## 45 Financial risk management

The Company's activities expose it to various financial risks : Credit risk, Liquidity risk and Market risk.

### 45.1 Credit risk management

Credit risk arises from credit exposure to customers (including receivables and deposit), loans and other financial assets. The Company perform credit evaluation and defines credit limits for each customer/counter party. The Company also continuously reviews and monitors the same.

The provision for doubtful debts or provision for impairment of investments etc is made on case to case basis, based on the information related to financial position, past history/ageing and other relevant available information about the counter party.

The Company also makes provision for lifetime expected credit loss based on its previous experience of provision/write off in previous years.

The movement in the provision for doubtful debts and provision diminution in value of investments is as under:

Particulars	Rs. Crores		
	Trade receivables	Loans	Investments
As at April 1, 2022	73.04	26.27	66.99
Provision made / (reversal including write off) during the year 2022-23	(13.29)	0.24	14.64*
Provision as at March 31, 2023	59.75	26.51	81.63
Provision made / (reversal including write off) during the year 2023-24	4.17	-	-
Provision as at March 31, 2024	63.92	26.51	81.63

\* Includes Rs. 13.76 crores apportioned from provision against doubtful recovery of interest created in earlier year, which is no longer required.

### 45.2 Liquidity risk management

(i) The Company manages liquidity by ensuring control on its working capital which involves adjusting production levels and purchases to market demand and daily sales of production and low receivables. It also ensures adequate credit facilities sanctioned from bank to finance the peak estimated funds requirements. The working capital credit facilities are continuing facilities which are reviewed and renewed every year.

The Company also ensures that the long term funds requirements are met through adequate availability of long term capital (Debt & Equity)

	Rs. Crores	
	As at March 31, 2024	As at March 31, 2023
Total Committed working capital limits from Banks	1,149.00	1,069.00
Utilized working capital limit	442.00	323.00
Unutilized working capital limit	707.00	746.00

# Notes to the Standalone Financial Statements For The Year Ended March 31, 2024

## (ii) Maturities of financial liabilities

The tables below analyse the Company's financial liabilities into relevant maturity groupings based on their contractual maturities. The amount disclosed in the table are the contractual undiscounted cash flow.

Contractual maturities of financial liabilities

Rs. Crores

	Upto 1 year	Between 1 year to 5 year	Over 5 years	Total
<b>As at March 31, 2024</b>				
Non-derivatives				
Borrowing *	693.31	859.87	532.08	2,085.26
Trade Payables	993.77	-	-	993.77
Lease liabilities	15.59	46.22	5.33	67.14
Other financial liabilities	339.07	0.04	-	339.11
<b>Total non-derivative liabilities</b>	<b>2,041.74</b>	<b>906.13</b>	<b>537.41</b>	<b>3,485.28</b>
Derivatives (net settled)				
Foreign exchange forward contracts	0.77	-	-	0.77
<b>Total derivative liabilities</b>	<b>0.77</b>	<b>-</b>	<b>-</b>	<b>0.77</b>
<b>As at March 31, 2023</b>				
Non-derivatives				
Borrowing *	480.69	794.81	369.20	1,644.70
Trade Payables	949.05	-	-	949.05
Lease liabilities	12.70	53.98	5.58	72.26
Other financial liabilities	413.71	0.03	-	413.74
<b>Total non-derivative liabilities</b>	<b>1,856.15</b>	<b>848.82</b>	<b>374.78</b>	<b>3,079.75</b>
Derivatives (net settled)				
Foreign exchange forward contracts	-	-	-	-
<b>Total derivative liabilities</b>	<b>-</b>	<b>-</b>	<b>-</b>	<b>-</b>

\* Includes utilized working capital limited disclosed in note 45.2 (i)

(iii) Reconciliation for financial liabilities arising from financing activities as per Para 44A of IndAS 7.

Particulars	Long term borrowings	Short term borrowings	Interest accrued	Lease liability
Opening balance as on April 1, 2022	1,065.17	439.45	5.11	66.63
Add: Additions during the year	431.80	115.00*	86.69	19.90
Less: Repayments during the year	(205.15)	-	(87.10)	(14.27)
Add/(Less): Foreign exchange fluctuation (gain)/loss	19.00	-	-	-
Less: Derecognition during the year	-	-	-	-
Add/(Less): Amortisation impact on borrowings	(0.84)	-	-	-
<b>Closing balance as on March 31, 2023</b>	<b>1,309.98</b>	<b>324.45</b>	<b>4.70</b>	<b>72.26</b>
Add: Additions during the year	446.99	200.50*	115.17	12.60
Less: Repayments during the year	(209.89)	-	(112.62)	(17.15)
Add/(Less): Foreign exchange fluctuation (gain)/loss	2.95	-	-	-
Less: Derecognition during the year	-	-	-	(0.57)
Add/(Less): Amortisation impact on borrowings	2.87	-	-	-
<b>Closing balance as on March 31, 2024</b>	<b>1,552.90</b>	<b>524.95</b>	<b>7.25</b>	<b>67.14</b>

\* net movement during the year

### 45.3 Market Risk

a) The Company's operations are mainly in India and therefore rupee denominated, except the following:

- Foreign currency denominated loans (Long term & Short term)
- Imports of some raw material, stores & spares and capital equipments
- Export of finished goods

The Company follows a policy of keeping these liabilities/assets fully hedged against foreign currencies. Regarding interest rate fluctuation, it follows a policy of partial hedge.

Some of the rupee liabilities have interest linked to the bank's MCLR or Financial market benchmark rates and are subject to variation in such rates.

# Notes to the Standalone Financial Statements For The Year Ended March 31, 2024

## b) Interest rate risk exposure

The exposure of the Company's borrowing to interest rate change at the end of the reporting period are as follows:

Rs. Crores

	As at March 31, 2024	As at March 31, 2023
Variable rate borrowings		
Long Term	890.72	607.50
Short Term	171.24	105.83
Total Variable rate borrowings	1,061.96	713.33
Fixed rate borrowings		
Long Term	493.82	546.24
Short Term	522.07	374.86
Total fixed Rate borrowings	1,015.89	921.10
Total Borrowings	2,077.85	1,634.43

## c) Sensitivity

Variable interest rate loans are exposed to Interest rate risk, the impact on Profit before tax may be as follows:

Rs. Crores

	Increase/(Decrease)	
	This year	Previous year
Interest rate- increase by 100 basis points (100 bps)*	(10.62)	(7.13)
Interest rate- decrease by 100 basis points (100 bps)*	10.62	7.13

\* Holding all other variable constant

## 45.4 Impact of hedging activities

(a) Disclosure of effects of hedge accounting on financial position:

Rs. Crores

Type of hedge and risks	Nominal value of hedged instruments#		Carrying amount of hedging instrument##		Maturity date	Hedge ratio	Weighted average strike price/rate	Gain(loss) in fair value of hedging instrument	Gain(loss) in the value of hedged item used as the basis for recognising hedge effectiveness
	Assets	Liabilities	Assets	Liabilities					
<b>March 31, 2024</b>									
Cash Flow hedge Foreign exchange risk (i) Foreign exchange forward contracts	26.04	17.38	26.58	17.44	15-April 24 to 02-Jan-25	1:1	USD 81.88 EUR 89.52 JPY 0.55 CHF 96.38	0.48	0.48
Fair value hedge (i) Foreign exchange forward contracts	196.49	18.16	222.94	18.34	04-Apr-24 to 17-Mar-31	1:1	USD 73.15 EUR 89.88 CNH 12.23 SEK 7.54	26.26	26.26
<b>March 31, 2023</b>									
Cash Flow hedge Foreign exchange risk (i) Foreign exchange forward contracts	244.87	37.94	248.82	37.82	3-April 23 to 27-Sep-23	1:1	USD 82.13 EUR 83.21 JPY 0.59 CHF 82.10 GBP 100.17 SEK 7.94 AED 22.44	4.07	4.07
Fair value hedge (i) Foreign exchange forward contracts	222.54	13.41	249.41	13.44	11-Apr-23 to 17-Mar-31	1:1	USD 73.22 EUR 88.77 CNH 12.16	26.92	26.92

# Nominal value is the INR value of the instrument based on spot rate of the first hedge

## Carrying value is the INR value of the instrument based on the spot rate of the reporting date

# Notes to the Standalone Financial Statements For The Year Ended March 31, 2024

(b) Disclosure of effect of hedge accounting on financial performance

Movement in cash flow hedging reserve

Rs. Crores

Risk category Derivative instrument	Foreign currency risk	Interest rate risk	Total
	Foreign exchange forward contracts	Interest rate swaps	
<u>Cash flow hedging reserve</u>			
As at April 1, 2022	(11.39)	1.77	(9.62)
Add: Change in spot element of foreign exchange forward contracts	2.61	-	2.61
Add: Changes in fair value of interest rate swaps	-	0.77	0.77
Add: Amount reclassified to profit or loss under the heading 'Cost of materials consumed'	1.28	-	1.28
Add: Amount included in Property, plant and equipment	14.25	-	14.25
Less: Deferred tax relating to above (net)	(6.34)	(0.27)	(6.61)
As at March 31, 2023	0.41	2.27	2.68
Add: Change in spot element of foreign exchange forward contracts	(0.88)	-	(0.88)
Less: Changes in fair value of interest rate swaps	-	(0.80)	(0.80)
Less: Amount reclassified to profit or loss under the heading 'Cost of materials consumed'	(1.03)	-	(1.03)
Add: Amount included in Property, plant and equipment or capital advance	1.09	-	1.09
Add: Deferred tax relating to above (net)	0.29	0.28	0.57
As at March 31, 2024	(0.12)	1.75	1.63

46 Fair value hierarchy (refer note 43)

Some of the Company's financial assets and financial liabilities are measured at fair value at the end of each reporting period. The following table presents fair value hierarchy of financial assets and financial liabilities measured at fair value on a recurring basis:

Rs. Crores

	Level 1	Level 2	Level 3	Total
As at March 31, 2024				
Financial assets				
Investments in liquid mutual fund at FVTPL	204.46	-	-	204.46
Investments in unquoted equity shares at FVTPL	-	-	50.17	50.17
Investments in unquoted equity shares at FVTOCI	-	-	1.85	1.85
Interest rate swaps designated in hedge accounting relationship at FVTOCI	-	2.47	-	2.47
Total financial assets	204.46	2.47	52.02	258.95
Financial liabilities				
Foreign currency forward contracts designated in hedge accounting relationship	0.77	-	-	0.77
Total financial liabilities	0.77	-	-	0.77
As at March 31, 2023				
Financial assets				
Investments in liquid mutual fund at FVTPL	353.43	-	-	353.43
Investments in unquoted equity shares at FVTPL	-	-	8.68	8.68
Investments in unquoted equity shares at FVTOCI	-	-	1.85	1.85
Foreign currency forward contracts designated in hedge accounting relationship	2.48	-	-	2.48
Interest rate swaps designated in hedge accounting relationship at FVTOCI	-	3.27	-	3.27
Total financial assets	355.91	3.27	10.53	369.71
Financial liabilities				
Foreign currency forward contracts designated in hedge accounting relationship	-	-	-	-
Total financial liabilities	-	-	-	-

Level 1 inputs are quoted prices (unadjusted) in active markets for identical assets or liabilities that the entity can access at the measurement date

Level 2 inputs are inputs other than quoted prices included within Level 1 that are observable for the asset or liability, either directly or indirectly

Level 3 inputs are unobservable inputs for the asset or liability



# Notes to the Standalone Financial Statements For The Year Ended March 31, 2024

## 47. Asset classified as held for sale

The segment to which the 'assets held for sale' relates are as under:

Particulars	Rs. Crores	
	As at March 31, 2024	As at March 31, 2023
- Sugar	0.40	0.40
- Bioseed	1.73	1.73
- Shriram Farm Solutions	1.37	1.37
- Others (Hariyali Kisaan Bazaar)	5.05	11.84
- Unallocated	5.70	7.98
	14.25	23.32

Assets classified as held for sale is measured at the lower of the carrying amount and fair value less costs to sell at the reporting date. The fair value of the assets held for sale is determined using level 3 measurement as per the fair value hierarchy set out in fair value measurement disclosures.

Amounts recognised in the statement of profit and loss on assets held for sale is as under:

Particulars	Rs. Crores	
	This year	Previous year
Provision/(reversal) for impairment in value of assets held for sale included in 'other expenses' in the statement of profit and loss	(0.28)	(0.21)
Profit (net) recognised in 'other income' in the statement of profit and loss on sale of assets held for sale	1.27	12.90

## 48. Disclosure as defined under the "Micro, Small and Medium Enterprise Development Act, 2006" is as follow based on the information available with the Company.

Particulars	Rs. Crores	
	This year	Previous year
Principal amount outstanding as at year end (Includes capital creditors of Rs. 12.11 crores (March 31, 2023 : Nil))	62.11	40.64
Interest due on above , outstanding as at year end	Nil	Nil
Amount of interest paid during the year along with the amounts of the payment made to the supplier beyond the appointed day	Nil	Nil
Amount of interest due and payable during the year	Nil	Nil
Amount of interest accrued and remaining unpaid at the end of year	Nil	Nil

## 49. Disclosures related to government grant

The government grant/government assistance recognised are as under:

Nature of Grant/assistance	Income/Expense head	Rs. Crores	
		This year	Previous year
<u>Sugar</u>			
Interest subsidy	Other income	13.48	11.58
Benefit of loan at concessional rate of interest	Other income	2.24	3.78
<u>Bioseed</u>			
Benefit of loan at concessional rate of interest	Other income	0.01	0.02
<u>Chloro Vinyl</u>			
Incentives under Industrial Policy 2015 of Government of Gujarat	Other income	-	5.80

## Notes to the Standalone Financial Statements For The Year Ended March 31, 2024

50 Hon'ble High Court of Allahabad vide its order dated February 12, 2019 has set aside and quashed the notification withdrawing the Sugar Industrial Promotion Policy 2004 (Policy). The State Government has filed special leave petition (SLP) with Supreme Court against the above said order. The Company has not accrued the benefits consequent to the above said order due to uncertainties of the amount and the collection thereof.

51 The Board of Directors, in its meeting held on May 06, 2024, have recommended a final dividend of Rs. 2.60/- per equity share of Rs 2/- each aggregating to Rs. 40.54 crores for the financial year ended March 31, 2024. The recommendation is subject to the approval of shareholders at the forthcoming Annual General Meeting.

52 Disclosures related to title deeds of the immovable properties not held in the name of the Company

(i) as at March 31, 2024

Rs. Crores

Relevant line item in the Balance sheet	Description of item of property	Gross carrying value	Title deeds held in the name of	Whether title deed holder is a promoter, director or relative of promoter/director or employee of promoter/director	Property held since which date/year	Reason for not being held in the name of the company
Property, Plant and Equipment	Freehold land	1.56	Andhra Pradesh Industrial Infrastructure Corporation Limited (now Telangana State Industrial Infrastructure Corporation[TSIIC])	No	2007-08	Refer note below*

(ii) as at March 31, 2023

Rs. Crores

Relevant line item in the Balance sheet	Description of item of property	Gross carrying value	Title deeds held in the name of	Whether title deed holder is a promoter, director or relative of promoter/director or employee of promoter/director	Property held since which date/year	Reason for not being held in the name of the company
Property, Plant and Equipment	Freehold land	1.56	Andhra Pradesh Industrial Infrastructure Corporation Limited (now Telangana State Industrial Infrastructure Corporation[TSIIC])	No	2007-08	Refer note below*

\* The Company has filed a writ petition before High Court of Telangana against cancellation of provisional allotment of the Land by TSIIC. The High Court has provided an interim stay against cancellation.

# Notes to the Standalone Financial Statements For The Year Ended March 31, 2024

## 53. Disclosures related to shareholding of the promoters

Shares held by promoters at the end of the year		No. of Shares		% of total shares		% Change during
S. No	Promoter name	As at March 31, 2024	As at March 31, 2023	As at March 31, 2024	As at March 31, 2023	FY 2023-24
1	SUMANT INVESTMENTS PRIVATE LIMITED	9,82,82,744	9,82,82,744	63.03%	63.03%	-
2	AJIT S. SHRIRAM	5,95,580	5,95,580	0.38%	0.38%	-
3	AJAY S. SHRIRAM (HUF)	5,59,330	5,59,330	0.36%	0.36%	-
4	VIKRAM S. SHRIRAM (HUF)	5,50,200	5,50,200	0.35%	0.35%	-
5	VIKRAM S. SHRIRAM	5,03,310	5,03,310	0.32%	0.32%	-
6	AJIT S. SHRIRAM (HUF)	5,00,000	5,00,000	0.32%	0.32%	-
7	AJAY S. SHRIRAM	4,93,780	4,93,780	0.32%	0.32%	-
8	TARA A. SHRIRAM	2,99,900	2,99,900	0.19%	0.19%	-
9	ANAND A. SHRIRAM	2,98,070	2,98,070	0.19%	0.19%	-
10	NAINIKA V. SHRIRAM	2,97,900	2,97,900	0.19%	0.19%	-
11	ADITYA A. SHRIRAM	2,97,760	2,97,760	0.19%	0.19%	-
12	PRANAV V. SHRIRAM	2,97,190	2,97,190	0.19%	0.19%	-
13	VARUN A. SHRIRAM	2,96,900	2,96,900	0.19%	0.19%	-
14	PRABHA SHRIDHAR	2,20,000	2,20,000	0.14%	0.14%	-
15	KAVITA V. SHRIRAM	78,680	78,680	0.05%	0.05%	-
16	VANDANA A. SHRIRAM	78,340	78,340	0.05%	0.05%	-
17	RICHA A. SHRIRAM	34,900	34,900	0.02%	0.02%	-
18	AMBIKA JAIPAL SINGH(Jointly with JAYANT JAIPAL SINGH)	34,350	34,350	0.02%	0.02%	-
19	OM PRAKASH JHALANI(Jointly with ANOOP JHALANI AND PRADEEP JHALANI)	5,000	5,000	0.00%	0.00%	-
20	KAUSHIK DEVA	13,000	13,000	0.01%	0.01%	-
	Total	10,37,36,934	10,37,36,934	66.49%	66.49%	-

## 54. Disclosures of Ratios

Particulars	UoM	Mar'24	Mar'23	%variance	Reasons for change (in case of ±25% deviation from previous year)
(a) Current Ratio	Times	1.58	1.81	-12.55%	NA
(b) Debt-Equity Ratio	Times	0.23	0.12	88.69%	Increase on account of debt taken in current year for ongoing capital project.
(c) Debt Service Coverage Ratio	Times	4.24	11.92	-64.40%	Decrease on account of lower profit during the year
(d) Return on Equity Ratio	%	6.63	16.28	-59.25%	Decrease on account of lower profit during the year
(e) Inventory turnover ratio	Times	5.51	6.18	-10.77%	NA
(f) Trade Receivables turnover ratio	Times	18.18	12.09	50.40%	Increase on account of decrease in average trade receivables
(g) Trade payables turnover ratio	Times	6.71	6.84	-1.96%	NA
(h) Net capital turnover ratio	Times	6.57	4.72	39.22%	Increase on account of decrease in average working capital
(i) Net profit ratio	%	4.02	8.57	-53.14%	Decrease on account of lower profit during the year
(j) Return on Capital employed	%	13.61	27.24	-50.02%	Decrease on account of lower profit during the year
(k) Return on investment	%	7.20	5.70	26.32%	Increase on account of higher returns, in line with change in market scenario.

# Notes to the Standalone Financial Statements For The Year Ended March 31, 2024

## Formulae for ratios

Rs. Crores

Particulars	Formulae
Current ratio	Current assets/Current liabilities
Debt-Equity ratio	Net Debt <sup>1</sup> /Total Equity
Debt service coverage ratio	Earnings <sup>2</sup> /Net finance charges <sup>3</sup> + repayment of long term borrowings (excluding prepayments) during the period
Return on equity ratio	Profit after tax/Average net worth <sup>4</sup>
Inventory turnover ratio	Sale of products/Average inventory <sup>5</sup>
Trade receivables turnover ratio	Sale of products/Average trade receivables <sup>6</sup>
Trade payables turnover ratio	Total purchases <sup>7</sup> /Average trade payables <sup>8</sup>
Net capital turnover ratio	Sale of products/Average working capital <sup>9</sup>
Net profit ratio	Profit after tax/Sale of products
Return on capital employed	Earnings before interest and tax (EBIT)/Average Capital employed <sup>10</sup>
Return on investment	Income on investments/weighted average investments

1. Net debt = Total borrowings - cash and cash equivalents - bank balances other than cash and cash equivalents (other than earmarked balances)
  2. Earnings = Profit before tax (+) Depreciation and amortisation (+) Finance cost (-) interest and dividend income (-) net gain/(loss) on sale of current investments
  3. Net finance charges = Finance cost (including interest capitalised on qualifying assets during construction period) (-) interest and dividend income (-) net gain/(loss) on sale of current investments
  4. Average networth<sup>(i)</sup> = On year end closing basis  
<sup>(i)</sup>Net worth = Equity share capital + other equity (excluding share held by trust under ESPS and cash flow hedging reserve)
  5. Average inventory On quarter closing basis\*
  6. Average trade receivables = On quarter closing basis\*
  7. Total purchases = Cost of raw material consumed + Consumption of stores and spares + Purchases of stock-in-trade + Change in inventories of raw material and stores & spares
  8. Average trade payables = On quarter closing basis\*
  9. Average working capital<sup>(ii)</sup> = On quarter closing basis\*  
<sup>(ii)</sup>Working capital = Current assets - Current liabilities
  10. Average capital employed<sup>(iii)</sup> = On quarter closing basis\*  
<sup>(iii)</sup>Capital employed = Total assets [excluding Investments, Cash and cash equivalents, bank balances other than cash and cash equivalents (other than earmarked balances), Capital work in progress, Capital advances and Intangible assets under development] - Total liabilities [excluding total borrowings, Capital creditors and Deferred tax assets/(liabilities)(net)]
  11. Profit before interest, depreciation and tax (EBIDTA) = Profit before tax (+) Depreciation and amortisation (+) Finance costs
- \* Opening and closing numbers are audited, while, quarter ended June, September, December numbers are based on unaudited books of accounts

# Notes to the Standalone Financial Statements For The Year Ended March 31, 2024

## 55. Statement showing ageing schedules pursuant to Schedule III of the Companies Act 2013

### (a) Capital work in progress

#### (i) As at March 31, 2024

##### 1. Ageing of Capital work in progress

Rs. Crores

CWIP	Amount in CWIP for a period of				Total
	Less than 1 year	1-2 years	2-3 years	More than 3 years	
Projects in progress	984.50	1,145.03	325.59	78.20	2,533.32
Others	51.78	0.37	1.85	6.02	60.02
<b>Total</b>	<b>1,036.28</b>	<b>1,145.40</b>	<b>327.44</b>	<b>84.22</b>	<b>2,593.34</b>

##### 2. Capital work in progress whose completion is overdue or has exceeded its cost compared to its original plan:

Rs. Crores

CWIP	To be completed in			
	Less than 1 year	1-2 years	2-3 years	More than 3 years
Projects in progress				
120 MW Captive thermal power plant	645.20	-	-	-
Hydrogen Peroxide (H2O2)	433.45	-	-	-
Caustic Soda Plant	835.01	-	-	-
Epichlorohydrin (ECH)	586.27	-	-	-
<b>Total</b>	<b>2,499.93</b>	<b>-</b>	<b>-</b>	<b>-</b>

### (b) Ageing of Intangible assets under development

Rs. Crores

Intangible assets under development	Amount in CWIP for a period of				Total
	Less than 1 year	1-2 years	2-3 years	More than 3 years	
Projects in progress (Pertaining to development of trait for seeds)	6.57	2.60	3.48	5.76	18.41
<b>Total</b>	<b>6.57</b>	<b>2.60</b>	<b>3.48</b>	<b>5.76</b>	<b>18.41</b>

### (a) Capital work in progress

#### (i) As at March 31, 2023

##### 1. Ageing of Capital work in progress

Rs. Crores

CWIP	Amount in CWIP for a period of				Total
	Less than 1 year	1-2 years	2-3 years	More than 3 years	
Projects in progress	1,205.56	283.59	57.29	7.75	1,554.19
Others	45.34	1.82	1.07	-	48.23
<b>Total</b>	<b>1,250.90</b>	<b>285.41</b>	<b>58.36</b>	<b>7.75</b>	<b>1,602.42</b>

##### 2. Capital work in progress whose completion is overdue or has exceeded its cost compared to its original plan:

Rs. Crores

CWIP	To be completed in			
	Less than 1 year	1-2 years	2-3 years	More than 3 years
Projects in progress				
120 MW Captive thermal power plant	540.28	-	-	-
Hydrogen Peroxide (H2O2)	214.75	-	-	-
<b>Total</b>	<b>755.03</b>	<b>-</b>	<b>-</b>	<b>-</b>

### (b) Ageing of Intangible assets under development

Rs. Crores

Intangible assets under development	Amount in CWIP for a period of				Total
	Less than 1 year	1-2 years	2-3 years	More than 3 years	
Projects in progress (Pertaining to development of trait for seeds)	2.60	3.48	0.72	5.04	11.84
<b>Total</b>	<b>2.60</b>	<b>3.48</b>	<b>0.72</b>	<b>5.04</b>	<b>11.84</b>

# Notes to the Standalone Financial Statements For The Year Ended March 31, 2024

## 56. Statement showing ageing schedules pursuant to Schedule III of the Companies Act 2013

### (a) Trade payables ageing schedule

(i) As at March 31, 2024

Rs. Crores

Particulars	Not due*	Outstanding for following periods from due date of payment					Total
		Less than 1 year	1-2 years	2-3 years	More than 3 years		
Undisputed trade payable							
(i) total outstanding dues of micro enterprises and small enterprises	50.00	-	-	-	-	-	50.00
(ii) total outstanding dues of creditors other than micro enterprises and small enterprises	379.44	529.10	12.60	1.71	20.92		943.77
Disputed trade payable	-	-	-	-	-	-	-

\* includes unbilled dues

(ii) As at March 31, 2023

Rs. Crores

Particulars	Not due*	Outstanding for following periods from due date of payment					Total
		Less than 1 year	1-2 years	2-3 years	More than 3 years		
Undisputed trade payable							
(i) total outstanding dues of micro enterprises and small enterprises	40.64	-	-	-	-	-	40.64
(ii) total outstanding dues of creditors other than micro enterprises and small enterprises	513.50	367.44	5.20	3.88	18.38		908.40
Disputed trade payable	-	-	-	-	-	-	-

\* includes unbilled dues

### (b) Trade receivables ageing schedule

(i) As at March 31, 2024

Rs. Crores

Particulars	Not due	Outstanding for following periods from due date of payment					
		Less than 6 months	6 months - 1 years	1-2 years	2-3 years	More than 3 years	Total*
(I) Undisputed Trade receivables							
- considered good	218.43	277.37	57.42	8.61	6.17	2.36	570.36
- credit impaired	-	-	1.19	1.17	2.52	30.77	35.65
(ii) Disputed Trade Receivables							
- considered good	-	0.18	0.05	0.09	0.66	1.84	2.82
- credit impaired	-	-	-	0.27	2.17	25.83	28.27
(iii) Unbilled revenue							18.88
Less: Provision for credit impaired receivables							(63.92)
Total							592.06

\* Also refer note number 29

(ii) As at March 31, 2023

Rs. Crores

Particulars	Not due	Outstanding for following periods from due date of payment					
		Less than 6 months	6 months - 1 years	1-2 years	2-3 years	More than 3 years	Total*
(I) Undisputed Trade receivables							
- considered good	405.61	261.44	73.30	14.30	10.37	1.61	766.63
- credit impaired	-	0.03	0.13	1.40	3.51	37.31	42.38
(ii) Disputed Trade Receivables							
- considered good	-	0.04	0.05	0.70	0.22	1.86	2.87
- credit impaired	-	-	0.04	1.81	0.32	15.20	17.37
(iii) Unbilled revenue							20.70
Less: Provision for credit impaired receivables							(59.75)
Total							790.20

\* Also refer note number 29



# Notes to the Standalone Financial Statements For The Year Ended March 31, 2024

## 57. Disclosure of transactions with struck off companies

Balance outstanding and nature of transactions with struck off companies as per section 248 of the Companies Act 2013:-

(i) As at March 31, 2024

			Rs. Crores	
			As at March 31, 2024	
Name of the struck off company	Nature of the transaction	Relationship with the struck off company	Balance outstanding	Transaction during the year and squared off in the same year
Naveli Decor Private Limited	Payable	None	0.75	-
Prakashraj Realestate Developers Private Limited	Payable	None	0.01	-
Nalukettu Combines Private Limited	Receivables	None	0.17	-
Manajwasree Constructions Private Limited	Receivables	None	0.06	-
Biofix Infiniumz Private Limited	Payable	None	-	0.01
Murari Brothers Agro Private limited	Payable	None	-*	-
Pujan Paperchem and Exim Private Limited	Payable	None	-*	-
Om Metals and Minerals Private limited	Payable	None	-*	-
Skyline Foundations Private limited	Payable	None	-*	-
Shashanika Projects Private Limited	Payable	None	-*	-
Mahavir Distributors Private Limited	Payable	None	-*	-
Panm Buildtech Private Limited	Receivables	None	-*	-
Dhruv Installation Services Private Limited	Payable	None	-*	-
Paramount Travels Private Limited	Payable	None	-*	-

(ii) As at March 31, 2023

			Rs. Crores	
			As at March 31, 2023	
Name of the struck off company	Nature of the transaction	Relationship with the struck off company	Balance outstanding	Transaction during the year and squared off in the same year
Naveli Decor Private Limited	Payable	None	0.83	-
Prakashraj Realestate Developers Private Limited	Payable	None	0.01	-

\* Amount is less than Rs. 50 thousands.

# Notes to the Standalone Financial Statements For The Year Ended March 31, 2024

## 58. Particulars of sales

Description	Sales	
	2023-24	2022-23
Urea	1,515.80	1,984.01
PVC resins	429.39	552.92
Caustic soda	1,885.98	3,116.01
Calcium carbide	156.38	207.71
Seeds	1,163.61	926.51
Cement	198.71	171.22
Sugar	2,377.74	2,027.59
Ethanol	1,058.11	705.50
Windows and doors	813.91	687.67
Power Sale	115.59	92.89
Petrol / Diesel	127.33	147.55
Others	1,335.20	1,199.32
Less: Inter segment revenue	(58.14)	(71.54)
<b>Total</b>	<b>11,119.61</b>	<b>11,747.36</b>

For and on behalf of the Board of Directors

Sameet Gambhir  
Company Secretary  
Place: New Delhi  
Date : May 06, 2024

Amit Agarwal  
Chief Financial Officer  
Place: New Delhi

Pradeep Dinodia  
Director  
DIN: 00027995  
Place: New Delhi

Ajay S. Shriram  
Chairman & Sr. Managing Director  
DIN: 00027137  
Place: New Delhi

# Independent Auditor's Report

## To the Members of DCM Shriram Limited

### Report on the Audit of the Consolidated Financial Statements

#### Opinion

We have audited the accompanying consolidated financial statements of DCM Shriram Limited ("the Parent") and its subsidiaries, (the Parent and its subsidiaries together referred to as "the Group") which comprise the Consolidated Balance Sheet as at March 31, 2024, and the Consolidated Statement of Profit and Loss (including Other Comprehensive Income), the Consolidated Statement of Cash Flows and the Consolidated Statement of Changes in Equity for the year ended on that date, and notes to the financial statements, including a summary of material accounting policies and other explanatory information.

In our opinion and to the best of our information and according to the explanations given to us, and based on the consideration of reports of the other auditors on separate financial statements of the subsidiaries referred to in the Other Matter section below, the aforesaid consolidated financial statements give the information required by the Companies Act, 2013 ("the Act") in the manner so required and give a true and fair view in conformity with the Indian Accounting Standards prescribed under section 133 of the Act (Ind AS) and other accounting principles generally accepted in India, of the consolidated state of affairs of the Group as at March 31, 2024, and their consolidated profit, their consolidated total comprehensive income, their consolidated cash flows and their consolidated changes in equity for the year ended on that date.

#### Basis for Opinion

We conducted our audit of the consolidated financial statements in accordance with the Standards on Auditing (SAs) specified under section 143 (10) of the Act. Our responsibilities under those Standards are further described in the Auditor's Responsibility for the Audit of the Consolidated Financial Statements section of our report. We are independent of the Group, in accordance with the Code of Ethics issued by the Institute of Chartered Accountants of India ("ICAI") together with the ethical requirements that are relevant to our audit of the consolidated financial statements under the provisions of the Act and the Rules made thereunder, and we have fulfilled our other ethical responsibilities in accordance with these requirements and the ICAI's Code of Ethics. We believe that the audit evidence obtained by us and the audit evidence obtained by the other auditors in terms of their reports referred to in the sub-paragraph (a) of the Other Matters section below, is sufficient and appropriate to provide a basis for our audit opinion on the consolidated financial statements.

#### Key Audit Matters

Key audit matters are those matters that, in our professional judgment, were of most significance in our audit of the consolidated financial statements of the current period. These matters were addressed in the context of our audit of the consolidated financial statements as a whole, and in forming our opinion thereon, and we do not provide a separate opinion on these matters. We have determined the matters described below to be the key audit matters to be communicated in our report.

Sr. No.	Key Audit Matter	Auditor's Response
1	<p>Projects under implementation (Capital work-in-progress (CWIP))</p> <p>The Group has various projects under implementation at the Bharuch (Gujarat) chemical complex. These projects take a substantial period of time to get ready for intended use.</p> <p>Inappropriate amount and timing of capitalization of the project could result in material misstatement of Capital work-in-progress/ Property, Plant and Equipment (PPE) with a consequent impact on depreciation charge and results for the year.</p> <p>We considered this to be a Key audit matter due to significance of amount incurred on such items, judgement involved in determining the eligibility of costs; determining when the whole/partial project is ready for use as intended by the management and qualifies for capitalization as per the criteria set out in Ind AS 16 Property, Plant and Equipment.</p> <p>(Refer to the accompanying notes 1.4(a), 1.5(i), 2.1, 23 and 55(a) forming integral part of the consolidated financial statements)</p>	<p>Principal audit procedures performed:</p> <ul style="list-style-type: none"> <li>• Our audit approach consisted evaluation of design and implementation of controls, and testing the operating effectiveness of controls related to capital expenditure and capitalization of assets.</li> <li>• We assessed the appropriateness of the accounting policy for property, plant and equipment as per the relevant accounting standard.</li> <li>• We tested the source documentation to determine whether the expenditure is of capital nature and has been appropriately approved and segregated into appropriate categories.</li> <li>• We physically verified existence of capital work in progress through sites visits.</li> <li>• In relation to borrowing costs capitalized, we obtained the supporting calculations, verified the inputs to the calculation and tested the arithmetical accuracy of the model.</li> <li>• We obtained and read the project review reports issued by the external consultant (engaged by the Group) together with enquiry procedures from the Group's management to assess the progress of the projects; management's intention and ability to carry forward and bring the asset to its state of intended use.</li> <li>• Ensured adequacy of disclosures in the consolidated financial statements.</li> </ul>

# Independent Auditor's Report

## Information Other than the Financial Statements and Auditor's Report Thereon

- The Parent's Board of Directors is responsible for the other information. The other information comprises the information included in the Annual Report but does not include the consolidated financial statements, standalone financial statements and our auditor's report thereon.
- Our opinion on the consolidated financial statements does not cover the other information and we do not express any form of assurance conclusion thereon.
- In connection with our audit of the consolidated financial statements, our responsibility is to read the other information, compare with the financial statements of the subsidiaries audited by the other auditors, to the extent it relates to these entities and, in doing so, place reliance on the work of the other auditors and consider whether the other information is materially inconsistent with the consolidated financial statements or our knowledge obtained during the course of our audit or otherwise appears to be materially misstated. Other information so far as it relates to the subsidiaries is traced from their financial statements audited by the other auditors.
- If, based on the work we have performed, we conclude that there is a material misstatement of this other information, we are required to report that fact. We have nothing to report in this regard.

## Responsibilities of Management and Those Charged with Governance for the Consolidated Financial Statements

The Parent's Board of Directors is responsible for the matters stated in section 134(5) of the Act with respect to the preparation of these consolidated financial statements that give a true and fair view of the consolidated financial position, consolidated financial performance including other comprehensive income, consolidated cash flows and consolidated changes in equity of the Group in accordance with the accounting principles generally accepted in India, including Ind AS specified under section 133 of the Act. The respective Board of Directors of the companies included in the Group are responsible for maintenance of adequate accounting records in accordance with the provisions of the Act for safeguarding the assets of the Group and for preventing and detecting frauds and other irregularities; selection and application of appropriate accounting policies; making judgments and estimates that are reasonable and prudent; and design, implementation and maintenance of adequate internal financial controls, that were operating effectively for ensuring the accuracy and completeness of the accounting records, relevant to the preparation and presentation of the financial statements that give a true and fair view and are free from material misstatement, whether due to fraud or error, which have been used for the purpose of preparation of the consolidated financial statements by the Directors of the Parent Company, as aforesaid.

In preparing the consolidated financial statements, the respective Management and Board of Directors of the companies included in the Group are responsible for assessing the ability of the respective entities to continue as a going concern, disclosing, as applicable, matters related to going concern and using the going concern basis of accounting unless the respective Board of Directors either intends to liquidate their respective entities or to cease operations, or has no realistic alternative but to do so.

The respective Board of Directors of the companies included in the Group are also responsible for overseeing the financial reporting process of the Group.

## Auditor's Responsibility for the Audit of the Consolidated Financial Statements

Our objectives are to obtain reasonable assurance about whether the consolidated financial statements as a whole are free from material misstatement, whether due to fraud or error, and to issue an auditor's report that includes our opinion. Reasonable assurance is a high level of assurance but is not a guarantee that an audit conducted in accordance with SAs will always detect a material misstatement when it exists. Misstatements can arise from fraud or error and are considered material if, individually or in the aggregate, they could reasonably be expected to influence the economic decisions of users taken on the basis of these consolidated financial statements.

As part of an audit in accordance with SAs, we exercise professional judgment and maintain professional skepticism throughout the audit. We also:

- Identify and assess the risks of material misstatement of the consolidated financial statements, whether due to fraud or error, design and perform audit procedures responsive to those risks, and obtain audit evidence that is sufficient and appropriate to provide a basis for our opinion. The risk of not detecting a material misstatement resulting from fraud is higher than for one resulting from error, as fraud may involve collusion, forgery, intentional omissions, misrepresentations, or the override of internal control.
- Obtain an understanding of internal financial control relevant to the audit in order to design audit procedures that are appropriate in the circumstances. Under section 143(3)(i) of the Act, we are also responsible for expressing our opinion on whether the Parent Company has adequate internal financial controls with reference to consolidated financial statements in place and the operating effectiveness of such controls.
- Evaluate the appropriateness of accounting policies used and the reasonableness of accounting estimates and related disclosures made by the management.
- Conclude on the appropriateness of management's use of the going concern basis of accounting and, based on the audit evidence obtained, whether a material uncertainty exists related to events or conditions that may cast significant doubt on the ability of the Group to continue as a going concern. If we conclude that a material uncertainty exists, we are required to draw attention in our auditor's report to the related disclosures in the consolidated financial statements or, if such disclosures are inadequate, to modify our opinion. Our conclusions are based on the audit evidence obtained up to the date of our auditor's report. However, future events or conditions may cause the Group to cease to continue as a going concern.
- Evaluate the overall presentation, structure and content of the consolidated financial statements, including the disclosures, and whether the consolidated financial statements represent the underlying transactions and events in a manner that achieves fair presentation.
- Obtain sufficient appropriate audit evidence regarding the financial information of the entities within the Group to express an opinion on the consolidated financial statements. We are responsible for the direction, supervision and performance of the audit of the financial statements of such entities included in the consolidated financial statements of which

# Independent Auditor's Report

we are the independent auditors. For the other entities included in the consolidated financial statements, which have been audited by the other auditors, such other auditors remain responsible for the direction, supervision and performance of the audits carried out by them. We remain solely responsible for our audit opinion.

Materiality is the magnitude of misstatements in the consolidated financial statements that, individually or in aggregate, makes it probable that the economic decisions of a reasonably knowledgeable user of the consolidated financial statements may be influenced. We consider quantitative materiality and qualitative factors in (i) planning the scope of our audit work and in evaluating the results of our work; and (ii) to evaluate the effect of any identified misstatements in the consolidated financial statements.

We communicate with those charged with governance of the Parent Company and such other entities included in the consolidated financial statements of which we are the independent auditors regarding, among other matters, the planned scope and timing of the audit and significant audit findings, including any significant deficiencies in internal financial controls that we identify during our audit.

We also provide those charged with governance with a statement that we have complied with relevant ethical requirements regarding independence, and to communicate with them all relationships and other matters that may reasonably be thought to bear on our independence, and where applicable, related safeguards.

From the matters communicated with those charged with governance, we determine those matters that were of most significance in the audit of the consolidated financial statements of the current period and are therefore the key audit matters. We describe these matters in our auditor's report unless law or regulation precludes public disclosure about the matter or when, in extremely rare circumstances, we determine that a matter should not be communicated in our report because the adverse consequences of doing so would reasonably be expected to outweigh the public interest benefits of such communication.

## Other Matters

- (a) We did not audit the consolidated financial statements of two subsidiaries, and standalone financial statements of eight subsidiaries, whose financial statements reflect total assets of Rs. 338.87 crores as at March 31, 2024, total revenues of Rs. 138.68 crores and net cash outflows amounting to Rs. 1.65 crores for the year ended on that date, as considered in the consolidated financial statements. These financial statements have been audited by other auditors whose reports have been furnished to us by the Management and our opinion on the consolidated financial statements, in so far as it relates to the amounts and disclosures included in respect of these subsidiaries and our report in terms of subsection (3) of Section 143 of the Act, in so far as it relates to the aforesaid subsidiaries is based solely on the reports of the other auditors.

Our opinion on the consolidated financial statements above and our report on Other Legal and Regulatory Requirements below, is not modified in respect of the above matters with respect to our reliance on the work done and the reports of the other auditors and the financial statements certified by the Management.

## Report on Other Legal and Regulatory Requirements

- As required by Section 143(3) of the Act, based on our audit and on the consideration of the reports of the other auditors on the separate financial statements of the subsidiaries referred to in the Other Matters section above we report, to the extent applicable that:

- We have sought and obtained all the information and explanations which to the best of our knowledge and belief were necessary for the purposes of our audit of the aforesaid consolidated financial statements.
- In our opinion, proper books of account as required by law relating to preparation of the aforesaid consolidated financial statements have been kept so far as it appears from our examination of those books and the reports of the other auditors.
- The Consolidated Balance Sheet, the Consolidated Statement of Profit and Loss including Other Comprehensive Income, the Consolidated Statement of Cash Flows and the Consolidated Statement of Changes in Equity dealt with by this Report are in agreement with the relevant books of account maintained for the purpose of preparation of the consolidated financial statements.
- In our opinion, the aforesaid consolidated financial statements comply with the Ind AS specified under Section 133 of the Act.
- On the basis of the written representations received from the directors of the Parent Company as on March 31, 2024 taken on record by the Board of Directors of the Company and the reports of the statutory auditors of its subsidiary companies incorporated in India, none of the directors of the Group companies is disqualified as on March 31, 2024 from being appointed as a director in terms of Section 164 (2) of the Act.
- With respect to the adequacy of the internal financial controls with reference to consolidated financial statements and the operating effectiveness of such controls, refer to our separate Report in "Annexure A" which is based on the auditors' reports of the Parent and subsidiary companies, incorporated in India. Our report expresses an unmodified opinion on the adequacy and operating effectiveness of internal financial controls with reference to consolidated financial statements of those companies.
- With respect to the other matters to be included in the Auditor's Report in accordance with the requirements of section 197(16) of the Act, as amended,
 

In our opinion and to the best of our information and according to the explanations given to us and based on the auditor's reports of subsidiary companies incorporated in India, the remuneration paid by the Parent and such subsidiary companies to their respective directors during the year is in accordance with the provisions of section 197 of the Act.
- With respect to the other matters to be included in the Auditor's Report in accordance with Rule 11 of the Companies (Audit and Auditors) Rules, 2014, as amended in our opinion and to the best of our information and according to the explanations given to us:
  - The consolidated financial statements disclose the impact of pending litigations on the consolidated financial position of the Group. Refer Note 28(i) to the consolidated financial statements.
  - The Group has made provision, as required under the applicable law or accounting standards, for material foreseeable losses, if any, on derivative contracts. The Group did not have any long-term contracts for which there were any material foreseeable losses.
  - There has been no delay in transferring amounts, required to be transferred, to the Investor Education and Protection Fund by the Parent. There were no amounts which were required to

# Independent Auditor's Report

be transferred to the Investor Education and Protection Fund by its subsidiary companies incorporated in India.

- iv) (a) The respective Managements of the Parent company and its subsidiaries which are companies incorporated in India, whose financial statements have been audited under the Act, have represented to us and to the other auditors of such subsidiaries that, to the best of their knowledge and belief, no funds have been advanced or loaned or invested (either from borrowed funds or share premium or any other sources or kind of funds) by the Parent company or any of such subsidiaries to or in any other person(s) or entity(ies), including foreign entities ("Intermediaries"), with the understanding, whether recorded in writing or otherwise, that the Intermediary shall, directly or indirectly lend or invest in other persons or entities identified in any manner whatsoever by or on behalf of the Parent company or any of such subsidiaries ("Ultimate Beneficiaries") or provide any guarantee, security or the like on behalf of the Ultimate Beneficiaries.
- (b) The respective Managements of the Parent company and its subsidiaries which are companies incorporated in India, whose financial statements have been audited under the Act, have represented to us and to the other auditors of such subsidiaries that, to the best of their knowledge and belief, no funds have been received by the Parent company or any of such subsidiaries from any person(s) or entity(ies), including foreign entities ("Funding Parties"), with the understanding, whether recorded in writing or otherwise, that the Parent company or any of such subsidiaries shall, directly or indirectly, lend or invest in other persons or entities identified in any manner whatsoever by or on behalf of the Funding Party ("Ultimate Beneficiaries") or provide any guarantee, security or the like on behalf of the Ultimate Beneficiaries.
- (c) Based on the audit procedures performed that have been considered reasonable and appropriate in the circumstances performed by us and that performed by the auditors of the subsidiaries which are companies incorporated in India whose financial statements have been audited under the Act, nothing has come to our or other auditor's notice that has caused us or the other auditors to believe that the representations under sub-clause (i) and (ii) of Rule 11(e), as provided under (a) and (b) above, contain any material misstatement.
- v) The final dividend proposed in the previous year, declared and paid by the Parent company during the year is in accordance with section 123 of the Act, as applicable. The

interim dividend declared and paid by the Parent Company during the year and until the date of this report is in compliance with section 123 of the Act.

As stated in note 54 to the consolidated financial statements, the Board of Directors of the Parent company have proposed final dividend for the year which is subject to the approval of the members of Parent Company at the ensuing Annual General Meeting. Such dividend proposed is in accordance with section 123 of the Act, as applicable.

- vi) Based on our examination which included test checks and based on the other auditor's reports of its subsidiary companies incorporated in India whose financial statements have been audited under the Act, the Parent Company and its subsidiary companies, incorporated in India have used accounting software(s) for maintaining their respective books of account for the financial year ended March 31, 2024 which has a feature of recording audit trail (edit log) facility and the same has operated throughout the year for all relevant transactions recorded in the software(s). Further, during the course of audit, we and respective other auditors, whose reports have been furnished to us by the Management of the Parent Company, have not come across any instance of the audit trail feature being tampered with.

As proviso to Rule 3(1) of the Companies (Accounts) Rules, 2014 is applicable from April 1, 2023, reporting under Rule 11 (g) of the Companies (Audit and Auditors) Rules, 2014 on preservation of audit trail as per the statutory requirements for record retention is not applicable for the financial year ended March 31, 2024.

2. With respect to the matters specified in clause (xxi) of paragraph 3 and paragraph 4 of the Companies (Auditor's Report) Order, 2020 ("CARO"/ "the Order") issued by the Central Government in terms of Section 143(11) of the Act, according to the information and explanations given to us, and based on the CARO reports issued by us and the auditors of respective companies included in the consolidated financial statements to which reporting under CARO is applicable, as provided to us by the Management of the Parent company, we report that there are no qualifications or adverse remarks by the respective auditors in the CARO reports of the said companies included in the consolidated financial statements.

For Deloitte Haskins & Sells  
Chartered Accountants  
(Firm's Registration No.015125N)

Vijay Agarwal  
(Partner)

Place: New Delhi  
Date: May 06, 2024

(Membership No. 094468)  
UDIN: 24094468BKCCZT7932



# Independent Auditor's Report

## ANNEXURE "A" TO THE INDEPENDENT AUDITOR'S REPORT

(Referred to in paragraph 1(f) under 'Report on Other Legal and Regulatory Requirements' section of our report of even date)

Report on the Internal Financial Controls with reference to consolidated financial statements under Clause (i) of Sub-section 3 of Section 143 of the Companies Act, 2013 ("the Act")

In conjunction with our audit of the consolidated Ind AS financial statements of the Company as at and for the year ended March 31, 2024, we have audited the internal financial controls with reference to consolidated financial statements of DCM Shriram Limited (hereinafter referred to as "Parent") and its subsidiary companies, which are companies incorporated in India, as of that date.

### Management's Responsibility for Internal Financial Controls

The respective Board of Directors of the Parent and its subsidiary companies, which are companies incorporated in India, are responsible for establishing and maintaining internal financial controls with reference to consolidated financial statements based on the internal control with reference to consolidated financial statements criteria established by the respective Companies considering the essential components of internal control stated in the Guidance Note on Audit of Internal Financial Controls Over Financial Reporting issued by the Institute of Chartered Accountants of India (ICAI)". These responsibilities include the design, implementation and maintenance of adequate internal financial controls that were operating effectively for ensuring the orderly and efficient conduct of its business, including adherence to the respective company's policies, the safeguarding of its assets, the prevention and detection of frauds and errors, the accuracy and completeness of the accounting records, and the timely preparation of reliable financial information, as required under the Companies Act, 2013.

### Auditor's Responsibility

Our responsibility is to express an opinion on the internal financial controls with reference to consolidated financial statements of the Parent and its subsidiary companies, which are companies incorporated in India, based on our audit. We conducted our audit in accordance with the Guidance Note on Audit of Internal Financial Controls Over Financial Reporting (the "Guidance Note") issued by the Institute of Chartered Accountants of India and the Standards on Auditing, prescribed under Section 143(10) of the Companies Act, 2013, to the extent applicable to an audit of internal financial controls with reference to consolidated financial statements. Those Standards and the Guidance Note require that we comply with ethical requirements and plan and perform the audit to obtain reasonable assurance about whether adequate internal financial controls with reference to consolidated financial statements was established and maintained and if such controls operated effectively in all material respects.

Our audit involves performing procedures to obtain audit evidence about the adequacy of the internal financial controls with reference to consolidated financial statements and their operating effectiveness. Our audit of internal financial controls with reference to consolidated financial statements included obtaining an understanding of internal financial controls with reference to consolidated financial statements, assessing the risk that a material weakness exists, and testing and evaluating the design and operating effectiveness of internal control based on the assessed risk. The procedures selected depend on the auditor's judgement, including the assessment of the risks of material misstatement of the financial statements, whether due to fraud or error.

We believe that the audit evidence we have obtained and the audit evidence obtained by the other auditors of the subsidiary companies, which are companies incorporated in India, in terms of their reports referred to in the Other Matter paragraph below, is sufficient and appropriate to provide a basis for our audit opinion on the internal financial controls with reference to consolidated financial statements of the Parent, and its subsidiary companies, which are companies incorporated in India.

### Meaning of Internal Financial Controls with reference to consolidated financial statements

A company's internal financial control with reference to consolidated financial statements is a process designed to provide reasonable assurance regarding the reliability of financial reporting and the preparation of financial statements for external purposes in accordance with generally accepted accounting principles. A company's internal financial control with reference to consolidated financial statements includes those policies and procedures that (1) pertain to the maintenance of records that, in reasonable detail, accurately and fairly reflect the transactions and dispositions of the assets of the company; (2) provide reasonable assurance that transactions are recorded as necessary to permit preparation of financial statements in accordance with generally accepted accounting principles, and that receipts and expenditures of the company are being made only in accordance with authorisations of management and directors of the company; and (3) provide reasonable assurance regarding prevention or timely detection of unauthorised acquisition, use, or disposition of the company's assets that could have a material effect on the financial statements.

### Inherent Limitations of Internal Financial Controls with reference to consolidated financial statements

Because of the inherent limitations of internal financial controls with reference to consolidated financial statements, including the possibility of collusion or improper management override of controls, material misstatements due to error or fraud may occur and not be detected. Also, projections of any evaluation of the internal financial controls with reference to consolidated financial statements to future periods are subject to the risk that the internal financial control with reference to consolidated financial statements may become inadequate because of changes in conditions, or that the degree of compliance with the policies or procedures may deteriorate.

### Opinion

In our opinion to the best of our information and according to the explanations given to us and based on the consideration of the reports of the other auditors referred to in the Other Matter paragraph below, the Parent and its subsidiary companies, which are companies incorporated in India, have, in all material respects, an adequate internal financial controls with reference to consolidated financial statements and such internal financial controls with reference to consolidated financial statements were operating effectively as at March 31, 2024, based on the criteria for internal financial control with reference to consolidated financial statements established by the respective companies considering the essential components of internal control stated in the Guidance Note on Audit of Internal Financial Controls Over Financial Reporting issued by the Institute of Chartered Accountants of India.

### Other Matter

Our aforesaid report under Section 143(3)(i) of the Act on the adequacy and operating effectiveness of the internal financial controls with reference to consolidated financial statements insofar as it relates to consolidated financial statements of two subsidiary companies and standalone financial statements of eight subsidiary companies, which are companies incorporated in India, is based solely on the corresponding reports of the auditors of such companies incorporated in India.

Our opinion is not modified in respect of the above matter.

For Deloitte Haskins & Sells  
Chartered Accountants  
(Firm's Registration No.015125N)

Vijay Agarwal  
(Partner)

Place: New Delhi  
Date: May 06, 2024

Membership Number: 094468  
UDIN: 24094468BKCCZT7932

## Consolidated Balance Sheet As At March 31, 2024

	Note	As at March 31, 2024 Rs. Crores	As at March 31, 2023 Rs. Crores
<b>ASSETS</b>			
<b>Non-current assets</b>			
Property, plant and equipment (Including Right of use assets)	2.1	4,129.86	4,011.64
Capital work-in-progress	2.1	2,596.80	1,618.26
Investment property	2.2	0.70	0.70
Goodwill	2.3	81.15	81.15
Other intangible assets	2.3	10.18	11.65
Intangible assets under development	2.3	18.41	11.84
<b>Financial assets</b>			
Investments	3.1	53.72	12.18
Loans	3.2	31.13	20.87
Other financial assets	3.3	52.20	43.13
Deferred tax assets (Net)	4	1.91	1.86
Other non-current assets	5	98.85	199.61
<b>Total non-current assets</b>		<b>7,074.91</b>	<b>6,012.89</b>
<b>Current assets</b>			
Inventories	6	2,677.05	2,376.47
<b>Financial assets</b>			
Trade receivables	7.1	645.87	868.91
Cash and cash equivalents	7.2	343.22	450.15
Bank balances other than cash and cash equivalents	7.3	329.22	523.84
Loans	7.4	4.62	8.14
Other financial assets	7.5	26.50	34.67
Current tax assets (Net)	8	108.79	112.41
Other current assets	9	324.66	311.05
<b>Total current assets</b>		<b>4,459.93</b>	<b>4,685.64</b>
Assets classified as held for sale	10	14.25	23.32
<b>Total assets</b>		<b>11,549.09</b>	<b>10,721.85</b>
<b>EQUITY AND LIABILITIES</b>			
<b>Equity</b>			
Equity share capital	11	31.35	31.35
Other equity	12	6,490.75	6,162.40
<b>Total Equity</b>		<b>6,522.10</b>	<b>6,193.75</b>
<b>Liabilities</b>			
<b>Non-current liabilities</b>			
<b>Financial Liabilities</b>			
Borrowings	13.1	1,384.54	1,153.74
Lease liabilities		53.16	61.19
Other financial liabilities	13.2	0.04	0.03
Provisions	14	293.69	266.31
Deferred tax liabilities (Net)	4	524.64	474.55
Other non-current liabilities	15	4.46	6.33
<b>Total non-current liabilities</b>		<b>2,260.53</b>	<b>1,962.15</b>
<b>Current liabilities</b>			
<b>Financial Liabilities</b>			
Borrowings	16.1	698.09	479.24
Lease liabilities		15.76	13.00
Trade payables	16.2		
- total outstanding dues of micro enterprises and small enterprises		56.31	42.10
- total outstanding dues of creditors other than micro enterprises and small enterprises		983.81	968.64
Other financial liabilities	16.3	341.14	414.83
Other current liabilities	17	591.15	568.72
Provisions	18	69.86	61.50
Current tax liabilities (Net)	8	1.69	1.59
<b>Total current liabilities</b>		<b>2,757.81</b>	<b>2,549.62</b>
Liabilities associated with assets classified as held for sale		8.65	16.33
<b>Total equity and liabilities</b>		<b>11,549.09</b>	<b>10,721.85</b>

The accompanying notes form an integral part of the consolidated financial statements

In terms of our report attached  
For Deloitte Haskins & Sells  
Firm Registration Number: 015125N  
Chartered Accountants

For and on behalf of the Board of Directors

Vijay Agarwal  
Partner

Sameet Gambhir  
Company Secretary  
Place: New Delhi

Amit Agarwal  
Chief Financial Officer  
Place: New Delhi

Pradeep Dinodia  
Director  
DIN: 00027995  
Place: New Delhi

Ajay S. Shriram  
Chairman & Sr. Managing Director  
DIN: 00027137  
Place: New Delhi

Membership No. 094468

Place: New Delhi  
Date: May 06, 2024

# Consolidated Statement of Profit and Loss For The Year Ended March 31, 2024

	Note	Year ended March 31, 2024 Rs. Crores	Year ended March 31, 2023 Rs. Crores
(a) Revenue from operations	19	11,431.29	12,079.51
(b) Other income	20	98.54	119.68
Total income		11,529.83	12,199.19
Expenses			
(c) Cost of materials consumed		5,276.31	4,784.12
(d) Purchases of stock-in-trade		845.29	890.00
(e) Change in inventories of finished goods, stock-in-trade and work-in-progress	21	(316.12)	-
(f) Excise duty		508.81	532.53
(g) Employee benefits expense	22	984.30	890.64
(h) Finance costs	23	87.55	52.81
(l) Depreciation and amortisation expense	24	302.93	260.16
(j) Power and fuel		1,713.04	2,093.98
(k) Other expenses	25	1,428.98	1,281.82
Total Expenses		10,831.09	10,786.06
Profit before tax		698.74	1,413.13
(l) Tax expense	26		
- Current tax		189.08	236.41
- Deferred tax		50.02	258.75
- Tax adjustments related to income from subsidiary (Refer note 53 (b)(ii))		-	18.56
(m) Tax adjustments related to earlier years			
- Current tax		8.65	2.17
- Deferred tax		3.89	(13.60)
Total tax expense		251.64	502.29
Profit after tax		447.10	910.84
Other Comprehensive Income			
(i) Items that will not be re-classified to profit or loss			
- Remeasurement of defined benefit obligation	32 (ii)	(9.63)	0.62
- Changes in fair value of equity instruments through other comprehensive income		0.57	0.25
Income tax relating to items that will not be re-classified to profit or loss		3.31	(0.15)
(ii) Items that may be re-classified to profit or loss			
- Effective portion of gains and losses on designated portion of hedging instruments in a cash flow hedge		(1.30)	18.88
- Exchange differences in translating the financial statements of foreign subsidiaries		(1.22)	(0.25)
Income tax relating to items that may be re-classified to profit or loss		0.56	(6.60)
Total Other comprehensive income (net of tax)		(7.71)	12.75
Total Comprehensive income		439.39	923.59
Attributable to:			
- Owners of the Company		439.39	923.59
Profit before interest, depreciation and tax item (EBIDTA)		1,089.22	1,726.10
Earnings per equity share-basic/diluted (Rs.) (face value Rs 2 per share)	27	28.67	58.41

The accompanying notes form an integral part of the consolidated financial statements

In terms of our report attached

For and on behalf of the Board of Directors

For Deloitte Haskins & Sells

Firm Registration Number: 015125N

Chartered Accountants

Vijay Agarwal  
Partner

Sameet Gambhir  
Company Secretary  
Place: New Delhi

Amit Agarwal  
Chief Financial Officer  
Place: New Delhi

Pradeep Dinodia  
Director  
DIN: 00027995  
Place: New Delhi

Ajay S. Shriram  
Chairman & Sr. Managing Director  
DIN: 00027137  
Place: New Delhi

Membership No. 094468

Place: New Delhi  
Date: May 06, 2024

## Consolidated Statement of Changes In Equity For The Year Ended March 31, 2024

	Other Equity													Total
	Equity Share Capital	Reserves and Surplus							Other comprehensive income			Total Other Equity		
		Securities premium	Capital redemption reserve	Storage fund for molasses account	General Reserve	Surplus in Statement of profit and loss	Statutory Reserve	Capital Reserve	Shares held by Trust under ESPS Scheme	Cash flow hedging reserve	Equity instruments through other comprehensive income		Exchange differences on translating the financial statements of foreign operations	
As at April 1, 2022	31.35	2.31	10.40	2.56	620.02	4,800.03	1.06	41.20	(5.45)	(9.73)	(1.12)	9.17	5,470.45	5,501.80
Profit for the year	-	-	-	-	-	910.84	-	-	-	-	-	-	910.84	910.84
Fair value movements of equity instruments through other comprehensive income	-	-	-	-	-	-	-	-	-	-	0.25	-	0.25	0.25
Remeasurement of defined benefit obligation (net of tax)	-	-	-	-	-	0.47	-	-	-	-	-	-	0.47	0.47
Exchange differences on translating the financial statements of foreign operations	-	-	-	-	-	-	-	-	-	-	-	(0.25)	(0.25)	(0.25)
Effective portion of gains and losses on designated portion of hedging instruments in a cash flow hedge (net of tax)	-	-	-	-	-	-	-	-	-	12.28	-	-	12.28	12.28
Total comprehensive income for the year	-	-	-	-	-	911.31	-	-	-	12.28	0.25	(0.25)	923.59	923.59
Movements related to employees stock purchase scheme	-	-	-	-	5.01	-	-	-	-	-	-	-	5.01	5.01
Dividends on shares held by ESPS trust	-	-	-	-	-	1.85	-	-	-	-	-	-	1.85	1.85
Dividends on equity shares (Rs 15.30 per equity share)	-	-	-	-	-	(238.59)	-	-	-	-	-	-	(238.59)	(238.59)
Corporate dividend tax	-	-	-	-	-	-	-	-	-	-	-	-	-	-
Shares granted to employees under ESPS	-	-	-	-	-	-	-	-	0.09	-	-	-	0.09	0.09
Transfer to/(from) storage fund for molasses	-	-	-	0.19	-	(0.19)	-	-	-	-	-	-	-	-
As at March 31, 2023	31.35	2.31	10.40	2.75	625.03	5,474.41	1.06	41.20	(5.36)	2.55	(0.87)	8.92	6,162.40	6,193.75
Profit for the year	-	-	-	-	-	447.10	-	-	-	-	-	-	447.10	447.10
Fair value movements of equity instruments through other comprehensive income	-	-	-	-	-	-	-	-	-	-	0.57	-	0.57	0.57
Remeasurement of defined benefit obligation (net of tax)	-	-	-	-	-	(6.32)	-	-	-	-	-	-	(6.32)	(6.32)
Exchange differences on translating the financial statements of foreign operations	-	-	-	-	-	-	-	-	-	-	-	(1.22)	(1.22)	(1.22)
Effective portion of gains and losses on designated portion of hedging instruments in a cash flow hedge (net of tax)	-	-	-	-	-	-	-	-	-	(0.74)	-	-	(0.74)	(0.74)
Total comprehensive income for the year	-	-	-	-	-	440.78	-	-	-	(0.74)	0.57	(1.22)	439.39	439.39
Movements related to employees stock purchase scheme	-	-	-	-	5.97	-	-	-	-	-	-	-	5.97	5.97
Dividends on shares held by ESPS trust	-	-	-	-	-	0.79	-	-	-	-	-	-	0.79	0.79
Dividends on equity shares (Rs 7.60 per equity share)	-	-	-	-	-	(118.52)	-	-	-	-	-	-	(118.52)	(118.52)
Shares granted to employees under ESPS	-	-	-	-	-	-	-	-	0.72	-	-	-	0.72	0.72
Transfer to/(from) storage fund for molasses	-	-	-	0.16	-	(0.16)	-	-	-	-	-	-	-	-
As at March 31, 2024	31.35	2.31	10.40	2.91	631.00	5,797.30	1.06	41.20	(4.64)	1.81	(0.30)	7.70	6,490.75	6,522.10

The accompanying notes form an integral part of the consolidated financial statements

In terms of our report attached  
For Deloitte Haskins & Sells  
Firm Registration Number: 015125N  
Chartered Accountants

For and on behalf of the Board of Directors

Vijay Agarwal  
Partner

Sameet Gambhir  
Company Secretary  
Place: New Delhi

Amit Agarwal  
Chief Financial Officer  
Place: New Delhi

Pradeep Dinodia  
Director  
DIN: 00027995  
Place: New Delhi

Ajay S. Shriram  
Chairman & Sr. Managing Director  
DIN: 00027137  
Place: New Delhi

Membership No. 094468

Place: New Delhi  
Date: May 06, 2024

## Consolidated Statement of Cash Flows For The Year Ended March 31, 2024

	Year ended March 31, 2024 Rs. Crores	Year ended March 31, 2023 Rs. Crores
<b>A. Cash flow from operating activities</b>		
Net profit after tax	447.10	910.84
Adjustments for :		
Income tax expense recognized in profit or loss	251.64	502.29
Depreciation and amortization expense	302.93	260.16
Net gain on financial assets and liquid investments	(41.95)	(27.26)
Loss/ (Profit) on sale of property, plant and equipment (including assets held for sale) (net)	0.46	(11.99)
Bad debts, advances, other debts and deposits written off	0.06	0.34
Provision for credit impaired receivables (net)	4.90	0.60
Provision / (Reversal) for credit impaired loans and advances (net)	(0.17)	2.56
(Reversal) of impairment in value of assets (including assets held for sale)	(0.28)	(0.21)
Finance costs	87.55	52.81
Dividend and Interest income	(35.40)	(52.47)
Operating profit before working capital changes	1,016.84	1,637.67
Changes in operating assets and liabilities:		
Decrease in Trade receivables	218.08	36.90
(Increase) in Loans and advances	(6.74)	(0.39)
(Increase) in Other financial assets	(5.15)	(5.51)
(Increase) in Inventories	(300.58)	(70.53)
(Increase) in Other current/non-current assets	(13.38)	(73.13)
Increase in Trade payables	29.38	50.27
Increase in Provisions	26.23	16.26
Increase in Other financial liabilities	5.90	6.61
Increase in Other current/non-current liabilities	19.34	26.51
Cash generated from operations	989.92	1,624.66
Income taxes paid (net of refunds)	(196.11)	(328.33)
<b>Net cash from operating activities</b>	<b>793.81</b>	<b>1,296.33</b>
<b>B. Cash flow from investing activities</b>		
Purchase of property, plant and equipment	(1,309.84)	(1,797.41)
Purchase of other intangible assets	(8.69)	(6.34)
Decrease in Bank deposits and current account balances with banks(Earmarked for unpaid dividend, margin money and deposit with banks for specific purpose)	44.17	27.93
Decrease in Callable bank deposits (having original maturity more than 3 months)	151.67	116.05
Sale of property, plant and equipment	10.23	14.66
Proceeds from asset held for sale	2.94	30.09
Interest and dividend received	38.45	54.05
Net gain on financial assets and liquid investments	41.95	27.26
Investment in shares :		
- Associates	(41.49)	(8.68)
- Others	-	(0.25)
Investment in unquoted government securities	(0.02)	-
Sale of investment in shares	0.54	-
<b>Net cash used in investing activities</b>	<b>(1,070.09)</b>	<b>(1,542.64)</b>
<b>C. Cash flow from financing activities</b>		
Proceeds from long term borrowings	446.99	431.80
(Repayment) of long term borrowings	(209.89)	(205.15)
Proceeds/(Repayment) from/of Short term borrowings	206.73	(115.00)
(Repayment) of loans repayable on demand from banks	-	(5.67)
Dividends paid	(118.52)	(238.59)
Principal payment of lease liabilities including derecognition (refer note 34)	(18.03)	(14.69)
Interest paid on lease liabilities (refer note 34)	(6.01)	(5.90)
Finance cost paid	(131.92)	(82.04)
<b>Net cash from / (used in) financing activities</b>	<b>169.35</b>	<b>(235.24)</b>
Net (decrease) in cash and cash equivalents	(106.93)	(481.55)
Cash and cash equivalents at the beginning of the year (excluding callable bank deposits)	450.15	931.70
Cash and cash equivalents at the end of the year (excluding callable bank deposits)	343.22	450.15
Note: Cash flow statements are prepared in accordance with 'indirect method' as per IndAS 7 - 'Statement of Cash Flows'		
Reconciliation of cash and cash equivalents as per the Statement of Cash flows		
Cash and cash equivalents as per above comprise of the following:		
Cash and cash equivalents (refer note 7.2)	343.22	450.15
Balances as per statement of cash flows	343.22	450.15
Refer note 36 for actual expenditure on corporate social responsibility.		

The accompanying notes form an integral part of the above cash flow statements

In terms of our report attached  
For Deloitte Haskins & Sells  
Firm Registration Number: 015125N  
Chartered Accountants

For and on behalf of the Board of Directors

Vijay Agarwal  
Partner

Sameet Gambhir  
Company Secretary  
Place: New Delhi

Amit Agarwal  
Chief Financial Officer  
Place: New Delhi

Pradeep Dinodia  
Director  
DIN: 00027995  
Place: New Delhi

Ajay S. Shriram  
Chairman & Sr. Managing Director  
DIN: 00027137  
Place: New Delhi

Membership No. 094468

Place: New Delhi  
Date: May 06, 2024

# Notes to the Consolidated Financial Statements For The Year Ended March 31, 2024

## 1.1 Group Overview

DCM Shriram Limited ('the Company') is a public limited company incorporated in India. The Holding company, Sumant Investments Private Limited owns 63.03% of equity share capital of the Company. The registered office of the Company is at 2nd Floor (West Wing), World Mark 1, Aerocity, New Delhi – 110037, India.

The consolidated financial statements have been approved by Board of Directors in their board meeting dated May 06, 2024.

DCM Shriram Limited together with its subsidiaries is hereinafter referred to as "Group".

For information in respect of subsidiaries, refer note 57.

The business portfolio of the Group comprises of:

- a. Chloro-Vinyl
- b. Sugar
- c. Shriram Farm Solutions
- d. Bioseed
- e. Fertilisers
- f. Fenesta Building Systems
- g. Others: (PVC/CPVC Compounds, Cement and Hariyali Kisaan Bazaar)

The Group has presence in various parts of India and also in Philippines, and its principal place of businesses together with major products are as under:

Business (Products)	Principal places
Chloro- Vinyl (Manufacturing of Poly-vinyl chloride, carbide and chlor alkali products)	Kota (Rajasthan) and Bharuch (Gujarat)
Sugar (Manufacturing of sugar, ethanol and co-generation of Power)	Ajbapur, Rupapur, Hariawan and Loni at Uttar Pradesh
Shriram Farm Solutions (Plant nutrients, seeds and pesticides)	Distribution Network across India
Bioseed (Production of hybrid seeds)	Hyderabad and Philippines
Fertilisers (Manufacturing of urea)	Kota (Rajasthan)
Fenesta Building Systems (Windows and doors)	Kota and Bhiwadi (Rajasthan), Chennai (Tamilnadu), Hyderabad (Telengana), Bhubaneswar (Odisha)
Cement (Cement)	Kota (Rajasthan)
Hariyali Kisaan Bazar (Fuel)	Fuel outlets at various parts of India
Shriram Polytech (PVC Compounds)	Kota (Rajasthan)

## 1.2 Basis of preparation of consolidated financial statements

The consolidated financial statements are prepared on an accrual basis under historical cost convention except for certain financial instruments which are measured at fair value. These financial statements have been prepared in accordance with the Indian Accounting Standards (Ind AS) as prescribed under Section 133 of

the Companies Act, 2013 ("The Act") and other relevant provisions of the Act, as applicable.

## 1.3 Principles of consolidation

The Consolidated financial statements incorporate the financial statements of the Company and the entities controlled by the Company ('The Group'). The Company controls an entity when the Company is exposed to, or has rights to, variable return from its involvement with the entity and has the ability to affect those returns through its power to direct the relevant activities of the entity.

The financial statements of subsidiaries namely DCM Shriram Foundation and Shridhar Shriram Foundation, incorporated under Section 8 of the Companies Act, 2013 are not considered for consolidation since the objective of control in these companies is not to obtain economic benefits from its activities.

Consolidation of the subsidiary begins when the Company obtains control over the subsidiary and ceases when the Company loses control of the subsidiary and gain/(loss) on sale of subsidiary is recognized in the profit and loss account.

- a) The consolidated financial statements have been prepared on the following basis:
  - The financial statements of the Company and its subsidiary companies have been combined on a line-by-line basis by adding together the book values of like items of assets, liabilities, income, expense, each component of other comprehensive income and cash flows, after fully eliminating intra-group balances, intra-group transactions and unrealized profit or losses on intra group transactions including tax adjustment thereon.
  - Investment in Associate is accounted for at Fair value through profit and loss as equity method is not applicable.
  - The consolidated financial statements have been prepared using uniform accounting policies for like transactions and other events in similar circumstances and are presented in the same manner as the Company's separate financial statements.
  - In respect of acquisitions prior to April 1, 2015, the excess of the cost of the Company of its investments in subsidiary company over the Company's portion of the equity of the subsidiary at the date on which investments were made is recognized in the consolidated financial statements as goodwill and is tested for impairment at the end of the reporting period. However, where the share of equity in the subsidiary company as on the date of investment is in excess of cost of investments, it is recognised as 'Capital Reserve' and shown under the head 'Reserves and Surplus', in the consolidated financial statements.
- b) The Companies considered for Consolidated Financial Statements are given in note 57.



# Notes to the Consolidated Financial Statements For The Year Ended March 31, 2024

## 1.4 Material accounting information

### a) Property, Plant and Equipment

#### Owned Assets

Property, plant and equipment are stated at cost less accumulated depreciation and accumulated impairment loss, if any. Cost of acquisition or construction is inclusive of freight, duties, taxes, other directly attributable incidental expenses and gains or losses on effective portion of cash flow hedges related to purchase in foreign currency and interest on loans attributable to the acquisition or construction of assets up to the date of commissioning of assets.

On the date of transition to Ind AS i.e. April 1, 2015, the Group has opted to measure all of its property, plant and equipment at their previous Generally Accepted Accounting Principles net carrying value and use that net carrying value as its deemed cost.

The Group is following straight line method of depreciation in respect of buildings, plant and equipment and written down value method in respect of other assets.

Depreciation on all tangible assets is provided on the basis of estimated useful life and residual value determined by the management based on a technical evaluation considering nature of asset, past experience, estimated usage of the asset, vendor's advice etc., which coincides with the useful life as prescribed under Schedule II of the Companies Act 2013 except for certain items of Plant and Equipment.

#### (i) Estimated useful lives:

Asset	Useful life
Buildings:	
- Roads	3-10 years
- Other than Roads	30-60 years
Leasehold improvements	5-10 years
Plant and equipment used in generation, transmission and distribution of power	25-40 years
Plant and equipment (other than used in generation, transmission and distribution of power)	3-40 years
Furniture and fixtures	8-10 years
Office equipments	5 years
Vehicles	8-10 years

#### (ii) Estimated residual value:

Asset	Residual value
Certain electrical equipment	10%
Other assets	0-5%

Depreciation is calculated on a pro-rata basis from the date of additions, except in cases of assets costing up to Rs. 5000 each, where each asset is fully depreciated in the year of purchase. On assets sold, discarded etc. during the year, depreciation is provided up to the date of sale/discard.

### a) Intangible assets

Intangible assets (excluding goodwill on consolidation) are stated at cost less accumulated amortization and accumulated impairment loss, if any. Cost of acquisition is inclusive of duties, taxes, consultancy and other directly attributable incidental expenses.

On the date of transition to Ind AS i.e. April 1, 2015, the Group has opted to measure all of its intangible assets at their previous Generally Accepted Accounting Principles net carrying value and use that net carrying value as its deemed cost.

Amortization of intangibles is provided on straight line basis over its estimated useful lives as follows:

Technical know-how	10 years
Software	5 years

On assets sold, discarded etc. during the year, amortization is provided up to the date of sale/discard.

### c) Investment property

Investment property are stated at cost less accumulated depreciation and impairment loss, if any.

Cost of acquisition or construction is inclusive of duties, taxes and incidental expenses and interest on loans attributable to the acquisition/construction of properties up to the date of Commissioning.

On the date of transition to Ind AS i.e. April 1, 2015, the Group has opted to measure all of its investment properties at their previous Generally Accepted Accounting Principles net carrying value and use that net carrying value as its deemed cost.

The Group is following straight line method of depreciation in respect of buildings. Depreciation on buildings is provided on the basis of useful life and residual value estimated by the management based on a technical evaluation considering nature of asset, past experience, estimated usage of the asset etc. The estimated useful life of building is 58-60 years and estimated residual value is 5%.

### d) Assets held for sale

Assets are classified as held for sale if their carrying amount will be recovered principally through a sale transaction rather than through continuing use. They are measured at the lower of their carrying amount (cost less accumulated depreciation, if any) on the date of transfer to assets held for sale and fair value assessed on annual basis. Gain for any subsequent increase in fair value less cost to sale of an asset is recognised only upto the extent of cumulative impairment loss that has been recognized.

### e) Leases

#### Group as a lessee

The Group at the commencement date recognizes a Right-of-Use (RoU) asset at cost and corresponding lease liability, except for leases with term of less than twelve months (short term) and low-value assets in accordance with IndAS 116 'Leases'. The cost of the right-of-use assets comprises the amount of the initial measurement of the lease liability, any lease payments made at or before the inception date of the lease plus any initial direct costs etc.

# Notes to the Consolidated Financial Statements For The Year Ended March 31, 2024

Subsequently, the right-of-use asset is measured at cost less any accumulated depreciation and accumulated impairment losses, if any. The right-of-use asset is depreciated using the straight-line method from the commencement date over the shorter of lease term or useful life of right-of-use assets.

For lease liabilities at the commencement date, the Group measures the lease liability at the present value of the lease payments that are not paid at that date. The lease payments are discounted using the interest rate implicit in the lease, if that rate is readily determined, if that rate is not readily determined, the lease payments are discounted using the incremental borrowing rate.

For short-term and low value leases, the Group recognizes the lease payments as an operating expense on a straight-line basis over the lease term.

## Group as a lessor

At the inception of the lease the Group classifies each of its leases as either an operating lease or a finance lease. The Group recognises lease income as and when due as per terms of agreements. The respective leased assets are included in the financial statements based on their nature.

## Assets taken on Finance lease

Assets taken on finance lease are stated at the lower of the fair value of the lease assets or the present value of the minimum lease payments at the inception of the lease.

In respect of Assets taken on finance lease, when there is reasonable certainty that the Group will obtain ownership by the end of the lease term, depreciation is provided in accordance with the policy followed by the Group for owned assets.

## f) Inventories

Inventories, other than By-products, are valued at lower of cost (determined on weighted average basis) and net realisable value. The bases for determining cost for different categories of inventory are as under:

Stores & spares, raw materials and stock-in-trade	Cost of purchases (including other cost incurred in bringing inventory to its present location and condition)
Work-in-Progress and finished goods	Direct Cost (including material, labour etc), conversion cost and appropriate share of overheads. The costs allocation between the joint products is carried out based on technical estimates.

By-products are valued at estimated net realisable value.

## g) Revenue recognition

- i) Sales are recognized, at transaction price as per agreements with the customers, net of returns and other variable consideration on account of trade discounts and volume discounts, if any, on satisfaction of performance obligation by transfer of effective control of the promised goods to the customers, which coincides with dispatch/ delivery to customers, as applicable. Sales include excise duty but excludes sales tax, value added tax and goods and service tax.
- ii) Under the retention pricing scheme, the Government of India reimburses to the fertilizer industry, the difference between the retention price based on the cost of production and selling price (as realized from the farmers) as fixed by the Government from time to time, in the form of subsidy. The effect of variation in input costs/expenses on retention price yet to be notified is accounted for by the Group as income for the year based on its ultimate collection with reasonable degree of certainty at the time of accrual.

## h) Government grants

Government grants are assistance by government in the form of transfers of resources to an entity in return for past or future compliance with certain conditions relating to the operating activities of the entity. They exclude those forms of government assistance which cannot reasonably have a value placed upon them and transactions with government which cannot be distinguished from the normal trading transactions of the entity.

Government grants are recognized where there is reasonable assurance that the Group will comply with the conditions attached to it and that the grants will be received. Grants are presented as part of income in the statement of profit and loss; alternatively they are deducted in reporting the related expense.

The benefit of a government loan at a below market rate of interest is treated as a government grant, measured as the difference between proceeds received and the fair value of the loan based on the prevailing market interest rates.

## i) Employee benefits

### (i) Defined contribution plans

Group's contribution paid/payable during the year to provident fund, superannuation fund and employees' state insurance corporation are recognized in the statement of profit and loss. For the Provident Fund Trust administered by the Group, it is liable to meet the shortfall, if any, in payment of interest at the rates declared by the Central Government, and such liability is recognized in the year of shortfall.

### (ii) Defined benefit plans

The liability recognized in respect of gratuity is the present value of defined benefit obligation at the end of the reporting period less the fair value of plan assets, where applicable. The Group makes contribution to the LIC for Employees Gratuity Scheme in respect of employees of one of the division. The defined benefit obligation is

# Notes to the Consolidated Financial Statements For The Year Ended March 31, 2024

calculated annually by actuary using the Projected Unit Credit Method. Re-measurement comprising actuarial gains and losses and return on plan assets (excluding net interest) are recognized in the other comprehensive income for the period in which they occur and is not reclassified to profit or loss.

(iii) **Compensated absences**

Provision for earned leave and medical leave is determined on an actuarial basis at the end of the year and is charged to the statement of profit and loss each year. Actuarial gains and losses are recognized in the statement of profit and loss for the period in which they occur.

(iv) **Share based payments**

Equity settled share based payments to employees under DCM Shriram Employees Stock Purchase Scheme (ESPS) are measured at the Fair value (which equals to Market price less exercise price) of the equity instruments at grant date. Fair value determined at the grant date is expensed on a straight line basis over the vesting period.

**j) Foreign currency transactions**

The consolidated financial statements of the Group are presented in Indian Rupee which is the functional currency of the Company and presentation currency for the consolidated financial statements. Transactions in foreign currencies are recorded on initial recognition at the exchange rate prevailing on the date of the transaction.

Monetary items (i.e. receivables, payable, loans etc) denominated in foreign currency are reported using the closing exchange rate on each reporting date.

The exchange difference arising on the settlement of monetary items or on reporting these items at rates different from rates at which these were initially recorded/reported in previous consolidated financial statements are recognized as income/expense in the period in which they arise except for exchange difference on foreign currency borrowings relating to asset under construction for future use, which are included in the cost of those assets when they are regarded as an adjustment to interest cost on those foreign currency borrowings.

The results and financial position of Group's foreign operations that have a functional currency different from the presentation currency (INR) are translated into the presentation currency as under:

- Assets and liabilities are translated at the closing exchange rate at the end of each reporting period.
- Income and expenses are translated at average exchange rates, and.
- All resulting exchange differences are recognized in other comprehensive income.

Exchange differences on monetary items receivable from or payable to subsidiaries having foreign operations for which settlement is neither planned nor likely to occur are recognized in other comprehensive income and are reclassified from equity to profit or loss on repayment of monetary items.

**k) Financial instruments**

**Initial Recognition:**

Financial assets and financial liabilities are initially measured at fair value. Transaction costs that are directly attributable to the acquisition or issue of financial assets and financial liabilities (other than financial assets and financial liabilities at fair value through profit or loss) are added to or deducted from the fair value of financial asset or financial liabilities, as appropriate, on initial recognition. However, trade receivables do not contain a significant financing component and are measured at transaction price.

**Subsequent measurement:**

**A. Non-derivative financial instruments**

- (i) Financial assets carried at amortised cost: A financial asset is subsequently measured at amortised cost if it is held in order to collect contractual cash flows and the contractual terms of the financial asset give rise on specified dates to cash flows that are solely payments of principal and interest on the principal amount outstanding.
- (ii) Financial assets carried at fair value through other comprehensive income (FVTOCI): The Company has made an irrevocable election for its investments which are classified as equity instruments (Other than Investment in Subsidiaries and associates) to present the subsequent changes in fair value in other comprehensive income.
- (iii) Investment in subsidiaries : Investment in subsidiaries is carried at cost less impairment, if any.
- (iv) Financial assets carried at fair value through profit or loss (FVTPL): A financial asset which is not classified in any of the above categories are subsequently measured at fair value through profit or loss.
- (v) Financial liabilities: Financial liabilities are subsequently measured at amortized cost using the effective interest method. For trade and other payables maturing within one year from the Balance Sheet date, the carrying amounts approximate fair value due to the short maturity of these instruments.

**B. Derivative financial instruments:**

The Group holds derivative financial instruments such as foreign exchange forward and option contracts to mitigate the risk of changes in exchange rates on foreign currency exposures. The Group also holds swaps to mitigate interest rate risks. The counterparty for these contracts is generally a bank.

- (i) **Cash flow hedge:** The effective portion of changes in the fair value of the hedging instruments is recognized in other comprehensive income and accumulated in the cash flow hedging reserve. Such amounts are reclassified in to the statement of profit or loss when the related hedge items affect profit or loss except in respect of inventories and property, plant and equipment where such changes are adjusted to their cost.

# Notes to the Consolidated Financial Statements For The Year Ended March 31, 2024

Any ineffective portion of changes in the fair value of the derivative or if the hedging instrument no longer meets the criteria for hedge accounting, is recognized immediately in the statement of profit and loss.

(ii) **Fair Value Hedge:** Changes in fair value of derivatives including forward exchange contracts that qualify as fair value hedge are recognized in profit or loss.

(iii) **Financial instruments at fair value through profit or loss:** This category has derivative financial instruments which are not designated as hedges. Any derivative that is either not designated a hedge, or is so designated but is ineffective as per Ind AS 109, is categorized as a financial instruments at fair value through profit or loss.

## Derecognition of financial instruments

The Group derecognizes a financial asset when the contractual rights to the cash flows from the financial asset expire or it transfers the financial asset and the transfer qualifies for derecognition under Ind AS 109. A financial liability (or a part of a financial liability) is derecognized from the Group's Balance Sheet when the obligation specified in the contract is discharged or cancelled or expires.

## l) Impairment

### (i) Financial assets

The Group recognizes loss allowances using the expected credit loss for the financial assets which are not measured at fair value through profit or loss. Loss allowance for trade receivables with no significant financing component is measured at an amount equal to lifetime expected credit loss.

### (ii) Non-financial assets:

#### Tangible and intangible assets

Property, plant and equipment and intangible assets are evaluated for recoverability whenever there is any indication that their carrying amounts may not be recoverable. If any such indication exists, the recoverable amount (i.e. higher of the fair value less cost to sell and the value-in-use) is determined on an individual asset basis unless the asset does not generate cash flows that are largely independent of those from other assets. In such cases, the recoverable amount is determined for the cash generating unit (CGU) to which the asset belongs.

If the recoverable amount of an asset (or CGU) is estimated to be less than its carrying amount, the carrying amount of the asset (or CGU) is reduced to its recoverable amount. An impairment loss is recognised in the statement of profit or loss. The Group review/assess at each reporting date if there is any indication that an asset may be impaired.

## m) Income taxes

The Income-tax expense is provided in accordance with the tax laws of countries where the Group and its subsidiaries operate. Deferred

income tax assets and liabilities are recognized for all temporary differences arising between the tax bases of assets and liabilities and their carrying amounts in the consolidated financial statements. Deferred tax assets are reviewed at each reporting date and are reduced to the extent that it is no longer probable that the related tax benefit will be realized.

Income tax and deferred tax are measured on the basis of the tax rates and tax laws enacted or substantively enacted at the end of the reporting period and are recognized in profit or loss, except when they relate to items that are recognized in other comprehensive income or directly in equity, in which case, the income tax and deferred tax are also recognized in other comprehensive income or directly in equity, respectively.

## n) Provisions

Provisions for claims including litigations are recognised when the Group has a present obligation as a result of past events, in the year when it is established by way of orders of court or government notifications etc. that it is probable that an outflow of resources will be required to settle the obligations and the amount can be reasonably estimated. The provision including any subsequent adjustments are accounted for in the same expenditure line item to which the claim pertains.

## 1.5 Use of estimates

The preparation of these consolidated financial statements in conformity with the recognition and measurement principles of Ind AS requires the management of the Group to make estimates and assumptions that affect the reported balances of asset and liabilities, disclosures relating to contingent liabilities as at the date of the consolidated financial statements and the reported amounts of income and expense for the period presented.

Estimates and underlying assumptions are reviewed on an ongoing basis. Revisions to accounting estimates are recognized in the period in which estimates are revised if the revision affects only that period or in the period of the revision and future periods if the revision affects both current and future periods.

The following are the key assumptions concerning the future, and other sources of estimation uncertainty at the end of the reporting period that may have a significant risk of causing a material adjustment to the carrying amounts of assets and liabilities in future are:

i) **Useful lives and residual value of property, plant and equipment, intangible assets and Investment Properties:** Useful life and residual value are determined by the management based on a technical evaluation considering nature of asset, past experience, estimated usage of the asset, vendor's advice etc and same is reviewed at each financial year end.

ii) **Leases:** The Group determines the lease term as the non-cancellable period of a lease adjusted with any option to extend or terminate the lease, if the use of such option is reasonably certain. In evaluating the lease term, the Group considers factors such as

## Notes to the Consolidated Financial Statements For The Year Ended March 31, 2024

any significant leasehold improvements undertaken over the lease term, costs relating to the termination of the lease and the importance of the underlying asset to Group's operations taking into account the location of the underlying asset and the availability of suitable alternatives.

The discount rate is generally based on the incremental borrowing rate. To determine the incremental borrowing rate, the Group uses recent third-party financing received by the Group, adjusted to lease term etc, specific to the lease being evaluated.

- iii) **Impairment of investments:** The Group reviews the carrying value of long term investments in equity/preference shares of subsidiaries, joint venture and other companies carried at cost/amortized cost at the end of each reporting period. If the recoverable amount is less than its carrying amount, the impairment loss is accounted for.
- iv) **Income tax:** For computing the income-tax provision as at the year end, the Group continues to estimate profits pertaining to its captive power units eligible for deduction u/s 80-IA of the Income-tax Act (the Act), as in the previous years. Based on the recent judgements, during the year the Group has preferred enhanced claim of deduction available u/s 80-IA of the Act, wherever permissible under the Act including for the earlier financial years for the purpose of filing Income tax return.

- v) **Deferred tax assets:** The Group reviews the carrying amount of deferred tax assets including Minimum alternate tax credit at the end of each reporting period and reduces to the extent that it is no longer probable that sufficient taxable profits will be available to allow all or part of the asset to be recovered.

- vi) **Revenue:**

- a) **Provision of Sales Returns, Warranties and Discounts:** Provision for Sales Returns, Warranties and Discounts are estimated based on past experience, market conditions and announced schemes.
- b) **Claims from 'Fertiliser Industry Coordination Committee' (FICC), Government of India:** The Group takes revenue credits for urea subsidy claims, which are pending notification/final acceptance by 'Fertiliser Industry Coordination Committee' (FICC), Government of India, in pursuance of the Retention Price Scheme administered for nitrogenous fertilisers, when as per judgment of the Group, there is reasonable certainty based on Policy and past experience that claims will be notified in due course (also refer note 29).
- vii) **Provision for gratuity and compensated absences:** The provision for gratuity and compensated absences are based on actuarial valuation using the projected unit credit method. The Group uses actuarial assumptions to determine the obligation for employee benefit at each reporting period. These assumptions include the discount rate, salary escalation and employee turnover rate.

# Notes to the Consolidated Financial Statements For The Year Ended March 31, 2024

## 2.1 Property, plant and equipment

Rs. Crores

	Freehold Land	Buildings	Leasehold Improvements	Plant and Equipments	Furniture and Fixtures	Office Equipments	Vehicles	Right of use asset - Land	Right of use asset - Building	Right of use asset - Vehiciles	Total
<b>Gross Carrying amount</b>											
<b>Balance at April 1, 2022</b>	78.90	495.23	7.08	3,417.36	15.83	30.99	79.84	21.17	102.53	2.34	4,251.27
Additions	17.06	54.51	-	745.46	3.14	6.95	43.26	75.10	22.10	1.18	968.76
Disposals	(0.05)	(0.66)	-	(34.32)	(0.97)	(1.41)	(24.19)	-	(5.94)	(0.05)	(67.59)
Exchange differences	-	0.19	-	0.30	0.01	0.04	0.05	-	0.18	0.13	0.90
<b>Balance at March 31, 2023</b>	95.91	549.27	7.08	4,128.80	18.01	36.57	98.96	96.27	118.87	3.60	5,153.34
Additions	9.49	51.96	0.26	289.85	4.06	9.02	29.37	25.27	13.19	0.75	433.22
Disposals	(0.12)	(0.60)	(0.08)	(30.03)	(0.17)	(1.64)	(17.46)	(2.88)	(1.89)	-	(54.87)
Exchange differences	-	(0.12)	-	(0.18)	(0.03)	(0.01)	(0.03)	-	(0.11)	(0.09)	(0.57)
<b>Balance as at March 31, 2024</b>	105.28	600.51	7.26	4,388.44	21.87	43.94	110.84	118.66	130.06	4.26	5,531.12
<b>Accumulated Depreciation</b>											
<b>Balance at April 1, 2022</b>		92.04	5.32	727.29	8.11	21.12	40.97	0.78	39.97	0.61	936.21
Depreciation charge for the year		19.32	0.38	191.04	2.25	5.30	18.32	0.75	18.67	0.47	256.50
Disposals		(0.46)	-	(24.60)	(0.87)	(1.31)	(18.47)	-	(5.79)	(0.04)	(51.54)
Exchange differences		0.09	-	0.16	0.01	0.03	0.03	-	0.14	0.07	0.53
<b>Balance at March 31, 2023</b>		110.99	5.70	893.89	9.50	25.14	40.85	1.53	52.99	1.11	1,141.70
Depreciation charge for the year		20.81	0.80	224.07	2.89	6.20	21.88	1.34	20.65	0.70	299.34
Disposals		(0.37)	(0.08)	(24.71)	(0.14)	(1.48)	(11.26)	(0.04)	(1.38)	-	(39.46)
Exchange differences		(0.05)	-	(0.10)	(0.01)	(0.02)	(0.03)	-	(0.08)	(0.03)	(0.32)
<b>Balance as at March 31, 2024</b>		131.38	6.42	1,093.15	12.24	29.84	51.44	2.83	72.18	1.78	1,401.26
<b>Net carrying amount</b>											
<b>As at March 31, 2024</b>	105.28	469.13	0.84	3,295.29	9.63	14.10	59.40	115.83	57.88	2.48	4,129.86
As at March 31, 2023	95.91	438.28	1.38	3,234.91	8.51	11.43	58.11	94.74	65.88	2.49	4,011.64
<b>Capital work in progress</b> [refer note 55 (a)]											
As at March 31, 2024											2,596.80
As at March 31, 2023											1,618.26

### Notes:

1. Refer note 23 for information on borrowing costs capitalised during the year.
2. Refer note 28 (ii) for information on contractual commitments for acquisition of property, plant and equipment.
3. Refer note 34(ii) for information on property, plant and equipment where the Group is a lessor under operating lease.
4. Refer note 39 for information on property, plant and equipment pledged as security.
5. Freehold land includes Rs. 1.56 crores (March 31, 2023 - Rs 1.56 crores) pending registration in favour of the Company.
6. Capital work in progress includes Rs. 212.32 crores (March 31, 2023 : Rs. 133.05 crores) on account of project development expenditure.



# Notes to the Consolidated Financial Statements For The Year Ended March 31, 2024

## 2.2 Investment property

	Land	Buildings	Total
Rs. Crores			
<b>Gross Carrying amount</b>			
Balance as at April 1, 2022	0.51	0.23	0.74
Additions	-	-	-
Disposals	-	-	-
<b>Balance as at March 31, 2023</b>	<u>0.51</u>	<u>0.23</u>	<u>0.74</u>
Additions	-	-	-
Disposals	-	-	-
<b>Balance as at March 31, 2024</b>	<u>0.51</u>	<u>0.23</u>	<u>0.74</u>
<b>Accumulated Depreciation</b>			
Balance as at April 1, 2022	-	0.04	0.04
Depreciation charge for the year	-	_*	_*
Disposals	-	-	-
<b>Balance at March 31, 2023</b>	<u>-</u>	<u>0.04</u>	<u>0.04</u>
Depreciation charge for the year	-	_*	_*
Disposal	-	-	-
<b>Balance as at March 31, 2024</b>	<u>-</u>	<u>0.04</u>	<u>0.04</u>
<b>Net carrying amount</b>			
<b>As at March 31, 2024</b>	0.51	0.19	0.70
<b>As at March 31, 2023</b>	0.51	0.19	0.70

Refer note 33 for other information relating to investment property.

\*Represent depreciation of Rs. 41,483 (Previous year : Rs. 34,988)

## 2.3 Intangible assets<sup>1</sup>

	Technical Know how	Software	Total	Goodwill
Rs. Crores				
<b>Gross Carrying Amount</b>				
Balance at April 1, 2022	3.93	58.13	62.06	81.15
Additions	-	3.74	3.74	-
Disposals	-	(0.61)	(0.61)	-
Exchange differences	-	0.02	0.02	-
<b>Balance at March 31, 2023</b>	<u>3.93</u>	<u>61.28</u>	<u>65.21</u>	<u>81.15</u>
Additions	-	2.12	2.12	-
Disposals	-	-	-	-
Exchange differences	-	(0.01)	(0.01)	-
<b>Balance as at March 31, 2024</b>	<u>3.93</u>	<u>63.39</u>	<u>67.32</u>	<u>81.15</u>
<b>Accumulated Amortization</b>				
Balance at April 1, 2022	1.32	49.16	50.48	-
Amortization for the year	0.34	3.32	3.66	-
Disposals	-	(0.60)	(0.60)	-
Exchange differences	-	0.02	0.02	-
<b>Balance at March 31, 2023</b>	<u>1.66</u>	<u>51.90</u>	<u>53.56</u>	<u>-</u>
Amortization for the year	0.34	3.25	3.59	-
Disposals	-	-	-	-
Exchange differences	-	(0.01)	(0.01)	-
<b>Balance as at March 31, 2024</b>	<u>2.00</u>	<u>55.14</u>	<u>57.14</u>	<u>-</u>
<b>Net carrying amount</b>				
<b>As at March 31, 2024</b>	1.93	8.25	10.18	81.15
<b>As at March 31, 2023</b>	2.27	9.38	11.65	81.15
<b>Intangible assets under development<sup>2</sup> (refer note 55(b))</b>				
<b>As at March 31, 2024</b>			18.41	
<b>As at March 31, 2023</b>			11.84	

1. Refer note 39 for information on intangibles assets pledged as security.

2. Intangible assets under development includes Rs. 13.54 crores (March 31, 2023 : Rs. 6.97 crores) on account of project development expenditure.

# Notes to the Consolidated Financial Statements For The Year Ended March 31, 2024

	As at March 31, 2024 Rs. Crores	As at March 31, 2023 Rs. Crores
<b>3 NON-CURRENT FINANCIAL ASSETS</b>		
3.1 Non-current investments		
(i) Investment in Equity Instruments		
(a) Subsidiaries (at cost)		
Unquoted		
10,000 (March 31, 2023: 10,000)		
Equity shares of DCM Shriram Foundation of Rs. 10/- each fully paid up	0.01	0.01
50,000 (March 31, 2023: 50,000)		
Equity shares of Shridhar Shriram Foundation of Rs. 10/- each fully paid up	0.05	0.05
	0.06	0.06
(b) Other than subsidiaries (at fair value through other comprehensive income)		
Quoted		
Nil (March 31, 2023: 1,40,000)		
Equity shares of IFCI Limited of Rs.10/- each fully paid up	-	0.14
37,795 (March 31, 2023: 37,795)		
Equity shares of Bank of Baroda of Rs. 2/-each fully paid up	1.00	0.64
Nil (March 31, 2023: 7,908)		
Equity shares of Gujarat State Petronet Limited of Rs. 10/- each fully paid up	-	0.21
17,150 (March 31, 2023: 17,150)		
Equity shares of Punjab National Bank of Rs. 2/- each fully paid up	0.21	0.08
Nil (March 31, 2023: 89,350)		
Equity shares of Yes Bank Ltd of Rs 10/- each fully paid up	-	0.13
	1.21	1.20
Unquoted		
18,61,134 (March 31, 2023: 18,61,134)		
Equity shares of Narmada Clean Tech of Rs. 10/- each fully paid up	1.85	1.85
25,00,000 (March 31, 2023: 25,00,000)	0.25	0.25
Equity shares of Biomass India Private Limited of Rs. 1/- each fully paid up		
2,00,000 (March 31, 2023: 2,00,000)		
Equity shares of Ellenbarie Commercial Limited of Rs.10/- each fully paid up	1.50	1.50
Less : Provision for impairment in value of investment	(1.50)	(1.50)
40,000 (March 31, 2023: 40,000)		
Equity shares of BMD Estate Private Limited of Rs.10/- each fully paid up	0.75	0.75
Less : Provision for impairment in value of investment	(0.75)	-
	2.10	2.10
(c) Other than subsidiaries (at fair value through profit and loss)		
Quoted		
5,400 (March 31, 2023: 5,400)		
Master Gains 92 of Unit Trust of India of Rs. 10/-each fully paid up	0.10	0.08
(d) Associate (at fair value through profit and loss)*		
Unquoted		
ReNew Green (GJ Ten) Private Limited		
2,82,49,455 (March 31, 2023: 78,90,909) equity shares of Rs 10 each, fully paid up	31.07	8.68

# Notes to the Consolidated Financial Statements For The Year Ended March 31, 2024

	As at March 31, 2024 Rs. Crores	As at March 31, 2023 Rs. Crores
ReNew Green (GJ Ten) Private Limited		
1,90,96,000 (March 31, 2023: Nil) equity shares of Rs 10 each, fully paid up	19.10	-
<b>(ii) Investment in Government securities</b>		
<b>Unquoted (at amortized cost)</b>		
National savings certificates	0.08	0.06
<b>Total</b>	<u>53.72</u>	<u>12.18</u>
Aggregate book value - Quoted	1.31	1.28
- Unquoted	54.66	13.15
Aggregate provision for diminution in value of investments	2.25	2.25
Summary:		
- Investments carried at cost	0.06	0.06
- Investments carried at amortized cost	0.08	0.06
- Investments at fair value through other comprehensive income	3.31	3.30
- Investments at fair value through profit or loss	50.27	8.76
* Also refer note 1.3 (a)		
<b>3.2 Loans</b>		
(unsecured considered good, unless otherwise stated)		
Loan to employees <sup>0</sup>	20.98	14.37
Loan to others		
Considered good	10.15	6.50
Considered credit impaired	1.11	0.70
	<u>11.26</u>	<u>7.20</u>
Less: Provision for credit impaired loan	(1.11)	(0.70)
	<u>10.15</u>	<u>6.50</u>
	<u>31.13</u>	<u>20.87</u>
(i) includes given to related parties [refer note 31(b)]		
<b>3.3 Other financial assets</b>		
Interest accrued on investments, deposits etc.		
Considered good	2.64	0.67
Considered credit impaired	1.27	0.88
	<u>3.91</u>	<u>1.55</u>
Less: Provision for credit impaired interest	(1.27)	(0.88)
	<u>2.64</u>	<u>0.67</u>
Fixed deposits with banks (earmarked)	7.91	9.13
Security deposits <sup>0</sup>	41.65	33.33
	<u>52.20</u>	<u>43.13</u>
(i) includes given to related parties [(refer note 31(b)]		

# Notes to the Consolidated Financial Statements For The Year Ended March 31, 2024

	As at March 31, 2024 Rs. Crores	As at March 31, 2023 Rs. Crores
<b>4 Deferred tax assets / (liabilities) (Net)</b> [refer note 40(d)]		
Deferred tax assets:		
Provision for gratuity and compensated absences	116.30	104.49
Provision for doubtful debts and advances	25.07	23.61
Others	40.58	17.64
	<u>181.95</u>	<u>146.04</u>
Deferred tax liabilities:		
Depreciation	<u>704.68</u>	<u>618.73</u>
	<u>704.68</u>	<u>618.73</u>
Net deferred tax assets - after set off	1.91	1.86
Net deferred tax (liabilities) - after set off	(524.64)	(474.55)
Deferred tax assets and deferred tax liabilities have been offset wherever the Group has a legally enforceable right to set off current tax assets against current tax liabilities and where the deferred tax assets and liabilities relate to income tax levied by the same taxation authority		
<b>5 Other non-current assets</b>		
Capital advances	78.92	186.93
Prepaid expenses	1.17	0.74
Others (including amount deposited with Government authorities)	18.76	11.94
	<u>98.85</u>	<u>199.61</u>
<b>CURRENT ASSETS</b>		
<b>6 Inventories<sup>(i)</sup></b>		
Raw materials (includes goods in transit - Rs 2.13 crores; March 31, 2023 - Rs 9.77 crores)	320.20	309.09
Work-in-progress	111.42	192.35
Finished goods (includes goods in transit Rs. 17.63 crores; March 31, 2023 - Rs. 3.21 crores)	1,870.13	1,460.44
Stock-in-trade	104.61	112.51
Stores and spares (includes goods in transit Rs.0.02 crores; March 31, 2023 - Rs. nil)	271.14	302.08
	<u>2,677.05</u>	<u>2,376.47</u>
(i) refer note 1.3 (f) and note 39		
<b>7 Financial Assets</b>		
7.1 Trade receivables		
Unsecured - considered good	626.99	848.21
Unsecured - considered credit impaired	67.36	63.43
	<u>694.35</u>	<u>911.64</u>
Less: Provision for credit impaired receivables	67.36	63.43
Unbilled revenue	18.88	20.70
	<u>645.87</u>	<u>868.91</u>
Also refer note 56 (b)		
7.2 Cash and cash equivalents <sup>(i)</sup>		
Balances with banks in - current accounts	128.98	79.41
Cash on hand	0.69	0.39
Liquid investments - mutual funds	213.55	370.35
	<u>343.22</u>	<u>450.15</u>
(i) comprises cash at bank and on hand, short term deposits and liquid mutual funds that are readily convertible to known amounts of cash and which are subject to insignificant risk of change in value		

# Notes to the Consolidated Financial Statements For The Year Ended March 31, 2024

	As at March 31, 2024 Rs. Crores	As at March 31, 2023 Rs. Crores
<b>7.3 Bank balances other than cash and cash equivalents</b>		
Balances with banks in		
- current accounts (earmarked) <sup>(i)</sup>	11.55	10.19
- deposit accounts (earmarked) <sup>(i)</sup>	12.49	56.80
- deposit accounts (more than 3 months but less than 12 months)	305.18	456.85
	<u>329.22</u>	<u>523.84</u>
(i) earmarked for unpaid dividend, margin money and deposit with banks for specific purpose		
<b>7.4 Loans</b>		
(Unsecured Considered good unless otherwise stated)		
Loan to employees	4.62	4.49
Loan to others		
Unsecured - considered good	-	3.65
Unsecured - considered credit impaired	-	0.41
	-	4.06
Less : Provisions for credit impaired loans	-	(0.41)
	-	3.65
	<u>4.62</u>	<u>8.14</u>
<b>7.5 Other financial assets</b>		
Interest accrued on loans, investment, deposits etc.		
Considered good	12.59	18.91
Considered doubtful	-	0.39
	12.59	19.30
Less: Provision for doubtful interest	-	(0.39)
	<u>12.59</u>	<u>18.91</u>
Other debts (includes claims from government authorities)		
Considered good	10.11	8.22
Considered doubtful	0.14	-
	10.25	8.22
Less: Provision for doubtful debts	0.14	-
	<u>10.11</u>	<u>8.22</u>
Security deposits		
Considered good	1.32	1.79
Considered doubtful	-	0.10
	1.32	1.89
Less: Provision for doubtful deposits	-	0.10
	<u>1.32</u>	<u>1.79</u>
Derivative designated as hedge:		
- Forward exchange forward contracts	0.01	2.48
- Interest rate swaps	2.47	3.24
	<u>26.50</u>	<u>34.67</u>
<b>8 Current tax assets / (liabilities) (net)</b>		
Advance tax	1,995.96	1,806.99
Less: Provision for current tax	(1,888.86)	(1,696.17)
	<u>107.10</u>	<u>110.82</u>
Net current tax assets - after set off	108.79	112.41
Net current tax (liabilities) - after set off	(1.69)	(1.59)
Current tax assets and current tax liabilities have been offset wherever the Group has a legally enforceable right to set off current tax assets against current tax liabilities		

# Notes to the Consolidated Financial Statements For The Year Ended March 31, 2024

	As at March 31, 2024 Rs. Crores	As at March 31, 2023 Rs. Crores
<b>9 Other current assets</b>		
(Unsecured Considered good unless otherwise stated)		
Advances recoverable in kind or for value to be received		
Considered good	212.80	180.92
Considered doubtful	5.19	5.39
	<u>277.99</u>	<u>186.31</u>
Less: Provision for doubtful advances	5.19	5.39
	<u>212.80</u>	<u>180.92</u>
Prepaid expenses	19.17	30.62
Balances with customs, excise, GST etc.	88.59	92.71
Others	4.10	6.80
	<u>324.66</u>	<u>311.05</u>

## 10. Assets classified as held for sale

Land and buildings	13.85	22.92
Plant and machinery	0.40	0.40
	<u>14.25</u>	<u>23.32</u>

Refer note 46 for other information relating to assets classified as held for sale.

## 11. Equity share capital

Authorised		
29,49,50,000 (March 31, 2023 - 29,49,50,000)	58.99	58.99
Equity shares of Rs.2 each with voting rights		
65,01,000 (March 31, 2023 - 65,01,000)	65.01	65.01
Cumulative redeemable preference shares of Rs. 100 each	<u>124.00</u>	<u>124.00</u>
Issued		
15,98,42,296 (March 31, 2023 - 15,98,42,296)		
Equity shares of Rs 2 each with voting rights	31.97	31.97
Subscribed and fully paid up		
15,59,42,296 (March 31, 2023 - 15,59,42,296)		
Equity shares of Rs. 2 each with voting rights, fully paid- up	31.19	31.19
Forfeited shares - Amount originally paid up	0.16	0.16
	<u>31.35</u>	<u>31.35</u>

Notes:

(i) Reconciliation of number of shares and amount outstanding at the beginning and at the end of the reporting period:

Subscribed and fully paid up Equity Shares:	<u>No. of shares</u>	<u>Value (Rs. Crores)</u>
As at April 1, 2022	15,59,42,296	31.19
As at March 31, 2023	15,59,42,296	31.19
As at March 31, 2024	15,59,42,296	31.19

### Buy-back of shares

- The Company bought back and extinguished 64,73,841 equity shares of Rs 2 each during financial year 2018-19

(ii) Rights, preferences and restrictions on equity shares:

Voting rights and dividend shall be in the proportion to the capital paid upon equity shares. In the event of liquidation, the equity shareholders are eligible to receive the remaining assets of the Company in proportion to the capital paid upon equity share after distribution of all preferential amount.

	As at March 31, 2024		As at March 31, 2023	
	No. of shares	%	No. of shares	%
(iii) Shares held by the holding company:				
Sumant Investments Private Limited	9,82,82,744	63.03%	9,82,82,744	63.03%



# Notes to the Consolidated Financial Statements For The Year Ended March 31, 2024

	As at March 31, 2024 Rs. Crores		As at March 31, 2023 Rs. Crores	
(iv) The shareholders holding more than 5% equity shares are as under:				
Sumant Investments Private Limited	9,82,82,744	63.03%	9,82,82,744	63.03%
Life Insurance Corporation of India	1,05,42,850	6.76%	1,05,14,136	6.74%
(v) Share held by promoters :				
Refer note 52				
<b>12. Other equity<sup>1</sup></b>				
12.1 General Reserve		631.00		625.03
12.2 Surplus in consolidated statement of profit and loss		5,797.30		5,474.41
12.3 Securities premium		2.31		2.31
12.4 Capital reserve		41.20		41.20
12.5 Capital redemption reserve		10.40		10.40
12.6 Storage fund for molasses account		2.91		2.75
12.7 Statutory reserve		1.06		1.06
12.8 Share held by trust under Employees Stock Purchase Scheme (ESPS) <sup>2</sup>		(4.64)		(5.36)
12.9 Other comprehensive income				
- Cash flow hedging reserve (refer note 44.4 (b))		1.81		2.55
- Exchange difference on translating the financial statements of foreign operations		7.70		8.92
- Investments in equity instruments through OCI		(0.30)		(0.87)
		<u>6,490.75</u>		<u>6,162.40</u>
1. Created under relevant Act/statutes and will be utilized as per the Companies Act, 2013/ other relevant act. For movement during the year, refer 'Statement of consolidated changes in equity'.				
2. Shares held by trust under ESPS represents cost of 10,04,974 (March 31, 2023 - 11,61,474) equity shares purchased and held by the Employee Benefit trust under ESPS scheme.				
<b>NON-CURRENT LIABILITIES</b>				
<b>13 Financial liabilities</b>				
13.1 Long term borrowings (at amortized cost)				
Secured (refer note 39B)				
Non Convertible Debentures		128.48		151.52
Term loans				
From banks		1,019.56		746.34
From others		208.25		241.39
		<u>1,139.29</u>		<u>1,139.25</u>
Unsecured				
Deposits				
Fixed <sup>(1)</sup>		28.25		14.49
		<u>28.25</u>		<u>14.49</u>
		<u>1,384.54</u>		<u>1,153.74</u>
1. Repayable as per maturity term not beyond 3 years				
13.2 Other financial liabilities				
Interest accrued but not due on loans and deposits		0.04		0.03
		<u>0.04</u>		<u>0.03</u>

# Notes to the Consolidated Financial Statements For The Year Ended March 31, 2024

	As at March 31, 2024 Rs. Crores	As at March 31, 2023 Rs. Crores
<b>14 Long term provisions</b>		
Provision for employee benefits		
Gratuity (refer note 32(ii))	157.24	142.29
Compensated absences	110.98	99.58
Other benefits	13.36	12.33
Provision for contingencies (refer note 35)	12.11	12.11
	<u>293.69</u>	<u>266.31</u>
<b>15. Other non-current liabilities</b>		
Security deposits	0.01	0.01
Others (includes deferred government grant)	4.45	6.32
	<u>4.46</u>	<u>6.33</u>
<b>CURRENT LIABILITIES</b>		
<b>16 Financial Liabilities</b>		
16.1 Short-term borrowings - at amortized cost		
Secured (refer note 39B)		
Current maturities of long-term debt		
Non Convertible Debentures	23.53	23.53
Term loans :-		
From banks	96.91	64.48
From others	37.90	44.58
Short term loans form banks	442.00	323.00
	<u>600.34</u>	<u>455.59</u>
Unsecured		
Current maturities of long-term debt		
Fixed deposits	10.02	23.65
Other loans from banks	87.73	-
	<u>97.75</u>	<u>23.65</u>
	<u>698.09</u>	<u>479.24</u>
16.2 Trade payables <sup>(i)</sup>		
Total outstanding dues of micro enterprises and small enterprises (refer note 47)	56.31	42.10
Total outstanding dues of creditors other than micro enterprises and small enterprises	983.81	968.64
	<u>1,040.12</u>	<u>1,010.74</u>
(i) refer note 56 (a)		
16.3 Other financial liabilities		
Interest accrued but not due on borrowings and deposits	7.21	4.38
Unpaid dividends	9.68	9.83
Employee dues payable <sup>(i)</sup>	77.93	76.69
Security deposits	57.92	53.52
Others liabilities	187.63	269.99
[(includes capital creditors Rs. 152.97 crores; March 31, 2023 - Rs 235.22 crores) (refer note 47)]		
Derivative designated as hedge:		
- Foreign exchange forward contracts	0.77	0.42
	<u>341.14</u>	<u>414.83</u>
(i) includes dues to related parties [(refer note 31(b))]		
<b>17 Other Current Liabilities</b>		
Statutory levies (including statutory dues payable)	156.37	141.55
Advances received from customers	347.83	341.91
Other current liabilities	86.95	85.26
	<u>591.15</u>	<u>568.72</u>

# Notes to the Consolidated Financial Statements For The Year Ended March 31, 2024

	As at March 31, 2024 Rs. Crores	As at March 31, 2023 Rs. Crores
<b>18 Short Term Provisions</b>		
Provision for employee benefits		
Gratuity (refer note 32(ii))	33.36	28.56
Compensated absences	35.32	31.92
Other benefits	1.18	1.02
	<u>69.86</u>	<u>61.50</u>
	Year ended March 31, 2024 Rs. Crores	Year ended March 31, 2023 Rs. Crores
<b>19. Revenue from operations</b>		
Revenue from sale of products (refer note 59)		
Gross revenue <sup>(i)</sup>	11,665.77	12,262.11
Less: Discounts	291.84	250.25
	<u>11,373.93</u>	<u>12,011.86</u>
Other operating revenue		
Rent	0.09	0.17
Liabilities / provisions no longer required written back	7.34	5.24
Interest income	-	0.48
Miscellaneous income (includes scrap sales)	49.93	61.76
	<u>57.36</u>	<u>67.65</u>
Revenue from Operations	<u>11,431.29</u>	<u>12,079.51</u>
(i) Notes:		
(a) Includes Rs 275.87 crores against advance received from customers balance as at April 1, 2023 (Previous year - Rs 296.92 crores)		
(b) Includes Rs 4.53 crores on account of differential urea subsidy accrued for earlier periods based on notification issued by 'Fertiliser Industry Coordination Committee (FICC), Government of India, in pursuance of the Retention Price Scheme administered for nitrogenous fertilisers (Previous year - Rs 36.02 crores)		
(c) The Group does not have any contracts where the period between the transfer of the promised goods to the customer and payment by the customer exceeds one year. Accordingly, the Company has not adjusted transaction prices for the time value of money.		
(d) Total revenue from operations (excluding excise duty) is as under :		
- Total revenue from operations (excluding excise duty)	10,922.48	11,546.98
<b>20 Other income</b>		
Interest income	34.08	52.45
Interest income from income tax authorities	1.30	-
Dividend income on investments measured at fair value through other comprehensive income	0.02	0.02
Rent [refer note 34 (ii)]	0.69	0.63
Miscellaneous income (refer note 48)	21.46	25.41
Other gains/(losses):		
- net gain/(loss) of financial assets mandatorily measured at fair value through profit or loss	(0.50)	1.92
- net gain on sale of liquid investments	41.95	27.26
- net gain/(loss) on sale of property, plant and equipment (including assets held for sale)	(0.46)	11.99
	<u>98.54</u>	<u>119.68</u>
<b>21 Change in inventories of finished goods, stock-in-trade and work-in-progress (refer note 6)</b>		
Closing stock	2,085.71	1,765.30
Add: Provision for sales return	3.85	5.63
Add/(Less): Translation difference transferred to foreign currency translation reserve	(4.78)	(4.63)
Less: - Inventory transferred from trial run production	(2.36)	-
Adjusted Closing stock	<u>2,082.42</u>	<u>1,766.30</u>
Opening stock	1,766.30	1,766.30
(increase) in inventories	<u>(316.12)</u>	<u>-</u>

# Notes to the Consolidated Financial Statements For The Year Ended March 31, 2024

		Year Ended March 31, 2024 Rs. Crores	Year Ended March 31, 2023 Rs. Crores
<b>22 Employee benefits expense</b>			
Salaries, wages, bonus, gratuity, commission, etc. <sup>(i)</sup>		881.40	799.85
Expense on Employee stock purchase scheme <sup>(ii)</sup>		9.03	6.03
Contribution to provident and other funds <sup>(i)</sup>		54.38	49.11
Staff welfare expenses		39.49	35.65
		<u>984.30</u>	<u>890.64</u>
(i) refer note 32			
(ii) refer note 38			
<b>23 Finance costs</b>			
Interest expense on financial liabilities measured at amortized cost		132.91	99.11
Interest expense to income tax authorities		3.42	-
Other borrowing costs		3.24	3.15
Net loss on foreign currency transactions and translation		10.44	3.55
		<u>150.01</u>	<u>105.81</u>
Less: Amount included in the cost of qualifying assets <sup>1</sup>		<u>62.46</u>	<u>53.00</u>
		<u>87.55</u>	<u>52.81</u>
1 Qualifying assets are assets that necessarily take a substantial period of time to get ready for their intended use or sale. Borrowing cost attributable to the acquisition or construction of qualifying assets is capitalised upto the date of commissioning of the asset. The weighted average rate used to determine the amount of borrowing costs eligible for capitalization is 7.40% p.a. (2022-23: 6.61% p.a.).			
<b>24 Depreciation and amortization expense</b>			
Depreciation of property, plant and equipment	2.1	276.65	236.61
Depreciation of right of use assets (refer note 34)	2.1	22.69	19.89
Depreciation of investment property*	2.2	-	-
Amortization of intangible assets	2.3	3.59	3.66
		<u>302.96</u>	<u>260.16</u>
* Represents depreciation of Rs. 41,483 (Previous year : Rs. 34,988).			
<b>25 Other expenses</b>			
Consumption of stores and spare parts		432.28	404.28
Rent (refer note 34)		11.60	14.53
Repairs			
Buildings		20.42	19.06
Plant and machinery		111.51	89.37
Donation (refer note 50)		18.06	7.24
Insurance		29.68	28.10
Rates and taxes		19.42	18.12
Auditors' remuneration			
Audit fee		1.50	1.65
Tax audit		0.21	0.01*
Limited reviews		0.66	0.67*
Other certification services		0.39	0.56*
Out-of-pocket expenses		0.07	0.11*
Directors' fees		0.71	0.83
Bad debts and advances, other debts and deposits written off	0.28		50.71
Less: adjusted against provision for doubtful debts, advances, other debts and deposits	<u>(0.22)</u>	0.06	<u>50.37</u>
Provision for credit impaired receivables		4.90	6.60
Provision for/(Reversal of) credit impaired loans and advances, other debts and deposits		(0.17)	2.56
Freight and transport		327.92	308.06
Commission to selling agents		38.35	22.10
Brokerage, discounts (other than trade discounts), etc.		0.01	0.17

# Notes to the Consolidated Financial Statements For The Year Ended March 31, 2024

	Year Ended March 31, 2024 Rs. Crores	Year Ended March 31, 2023 Rs. Crores
Selling expenses	125.41	110.79
Exchange fluctuation costs/(gains)	(1.69)	(5.33)
Royalty	13.43	10.90
(Reversal of) impairment on assets held for sale (net)	(0.28)	(0.21)
Corporate Social Responsibility (refer note 36)	25.85	24.91
Miscellaneous expenses	253.26	226.95
	1,433.56	1,286.37
Less:- Cost of own manufactured goods capitalised/consumed	(4.58)	(4.55)
	1,428.98	1,281.82

\* Includes Rs.0.68 crores pertaining to predecessor auditor

## 26 Tax expense (refer note 40)

Current tax	189.08	236.41
Deferred Tax	50.02	256.75
Tax adjustments related to income from subsidiary (refer note 53(b)(ii))	-	18.56
Tax adjustments related to earlier years		
- Current tax	8.65	2.17
- Deferred tax	3.89	(13.60)
	251.64	502.29

## 27 Earnings per share

Profits for the year attributable to equity holders of the Company (Rs. Crores)	447.10	910.84
Weighted average number of equity shares (Nos.)	15,59,42,296	15,59,42,296
Basic and Diluted earnings per share (face value Rs 2 per share)	28.67	58.41

Rs. Crores

	As at March 31, 2024	As at March 31, 2023
28. (i) Contingent liabilities not provided for*:		
(a) Claims (excluding claims by employees where amount not ascertainable) not acknowledged as debts:		
- Sales tax matters	0.47	0.49
- Additional premium on land	8.11	8.11
- Interest on delayed payments (cane/others)	47.05	55.06
- Others	5.42	5.70
Total	61.05	69.36

\* timing of outflow, if any, cannot be ascertained as of now

(ii) Capital commitments (net of advances)	306.32	557.66
--	--------	--------

29 In accordance with its accounting policy and past practice, the Group accrues revenue credits for urea subsidy claims pending notification/ final acceptance by 'Fertiliser Industry Coordination Committee' (FICC), Government of India, in pursuance of the Pricing Scheme administered for nitrogenous fertilisers. The total amount receivable on account of such claims as on March 31, 2024 is Rs 90.43 crores (March 31, 2023 : Rs 310.22 crores).

Necessary adjustments to revenue credits so accrued will be made on issuance of notification by FICC, Government of India.

# Notes to the Consolidated Financial Statements For The Year Ended March 31, 2024

## 30 Segment reporting

### A. Operating segments and principal activities:

Operating segments are defined as components of an enterprise for which discrete financial information is available and whose results are reviewed regularly by the chief operating decision maker (CODM), for allocation of resources and assessing performance. Accordingly, the following segments have been identified as under:

Fertilisers (manufacturing of urea), Chloro-Vinyl (manufacturing of poly-vinyl chloride, carbide and chlor alkali products), Shriram Farm solutions (Plant nutrients, seeds and pesticides), Sugar (manufacturing of sugar, ethanol, co-generation of Power), Bioseed (production of hybrid seeds), Fenesta building systems (Windows and doors), Others (PVC compounds, Cement, Rural retail and plaster of paris). Sale of power from the co-generation facilities set up for the operating segments is included in their respective results.

### B. Geographical segments:

Since the Group's activities/ operations are primarily within the country and considering the nature of products/ services it deals in, the risks and returns are same and as such there is only one geographical segment.

### C. Segment accounting policies:

In addition to the material accounting policies applicable to the operating segments as set out in note 1.4, the accounting policies in relation to segment accounting are as under:

#### (i) Segment revenue and expenses:

Joint revenue and expenses of segments are allocated amongst them on a reasonable basis. All other segment revenue and expenses are directly attributable to the segments.

#### (ii) Segment assets and liabilities:

Segment assets include all operating assets used by a segment and consist principally of operating cash, trade receivables (net of allowances and provision), inventories and property, plant and equipments, which are reported as direct offsets in the balance sheet. Segment liabilities include all operating liabilities and consist principally of trade payables. Segment assets and liabilities do not include deferred income taxes. While most of the assets/ liabilities can be directly attributed to individual segment, the carrying amount of certain assets/ liabilities pertaining to two or more segments are allocated to the segments on a reasonable basis.

#### (iii) Inter segment sales:

Inter segment sales between operating segments are accounted for at market price. These transactions are eliminated in consolidation.

### D. Revenue from major products:

Revenue from major products is given in note 59

### E. Geographical information:

#### (i) Revenue from external customers: The Group's revenue from external customers by location of operation are as under:

Particulars	Rs. Crores	
	This year	Previous year
- Within India	11,039.41	11,442.30
- Outside India	334.52	569.56
Total	11,373.93	12,011.86

#### (ii) Non-current assets other than financial instruments and deferred tax assets:

Particulars	Rs. Crores	
	March 31, 2024	March 31, 2023
- Within India	6,850.64	5,838.50
- Outside India	85.42	96.36
Total	6,935.96	5,934.86

### F. Information about revenue from a single party exceeding 10% of the total revenue

Revenue from fertilizer subsidy income from 'Fertiliser Industry Coordination Committee' (FICC), Government of India amounted to Rs.1,299.53 crores (Previous year : Rs. 1,775.88 crores) arising from sales in the fertilizers segment, and has outstanding receivable of Rs. 90.43 crores as at 31 March, 2024 (31 March, 2023 : Rs. 310.22 crores).



# Notes to the Consolidated Financial Statements For The Year Ended March 31, 2024

Rs. Crores

PARTICULARS	Chloro-Vinyl		Sugar		Shriram Farm Solutions		Biosseed		Fertiliser		Fenesta Building System		Others		Elimination		Total	
	This Year	Previous Year	This Year	Previous Year	This Year	Previous Year	This Year	Previous Year	This Year	Previous Year	This Year	Previous Year	This Year	Previous Year	This Year	Previous Year	This Year	Previous Year
<b>1. REVENUE</b>																		
External sales (Gross)	2,591.44	3,819.31	4,193.97	3,499.24	1,184.59	1,032.26	534.47	471.19	1,515.80	1,984.01	813.93	687.67	539.73	518.18			11,373.93	12,011.86
Other Operating Income	17.42	18.42	12.12	27.22	0.59	0.81	10.98	7.20	2.92	3.43	9.24	7.83	4.09	2.74			57.36	67.65
Inter segment sales	102.58	115.97	0.96	-	0.48	0.45	6.23	4.71	-	-	0.38	0.01	2.17	3.85	112.80	124.99	-	-
<b>Total revenue</b>	<b>2,711.44</b>	<b>3,953.70</b>	<b>4,207.05</b>	<b>3,526.46</b>	<b>1,185.66</b>	<b>1,033.52</b>	<b>551.68</b>	<b>483.10</b>	<b>1,518.72</b>	<b>1,987.44</b>	<b>823.55</b>	<b>695.51</b>	<b>545.99</b>	<b>524.77</b>	<b>112.80</b>	<b>124.99</b>	<b>11,431.29</b>	<b>12,079.51</b>
<b>2. RESULTS</b>																		
Segment results	78.33	983.35	424.18	237.03	220.95	183.59	19.75	(8.98)	53.55	129.35	144.56	121.34	9.81	(38.57)			951.13	1,607.11
Unallocated expenses (net of income)																	164.84	141.17
Operating profit	78.33	983.35	424.18	237.03	220.95	183.59	19.75	(8.98)	53.55	129.35	144.56	121.34	9.81	(38.57)			786.29	1,465.94
Finance costs																	87.55	52.81
Profit before tax																	698.74	1,413.13
Provision for taxation																		
- Current and deferred tax																	239.10	513.72
- Tax adjustments related to earlier years																	12.54	(11.43)
<b>Net profit after tax</b>																	<b>447.10</b>	<b>910.84</b>
<b>3. OTHER INFORMATION</b>																		
<b>A. ASSETS</b>																		
Segment assets	4,674.11	3,796.70	4,270.77	3,909.36	259.00	233.38	660.81	600.91	342.55	532.48	357.75	301.69	205.33	190.04			10,770.32	9,546.56
Unallocated assets																	778.77	1,157.29
<b>Total assets</b>	<b>4,674.11</b>	<b>3,796.70</b>	<b>4,270.77</b>	<b>3,909.36</b>	<b>259.00</b>	<b>233.38</b>	<b>660.81</b>	<b>600.91</b>	<b>342.55</b>	<b>532.48</b>	<b>357.75</b>	<b>301.69</b>	<b>205.33</b>	<b>190.04</b>			<b>11,549.09</b>	<b>10,721.85</b>
<b>B. EQUITY AND LIABILITIES</b>																		
Equity (Share Capital & Other Equity)																	6,522.10	6,193.75
Segment liabilities	621.20	674.74	537.30	555.67	201.76	182.81	232.72	195.88	248.32	223.66	312.28	309.27	85.81	92.32			2,239.39	2,234.35
Secured and unsecured loans																	2,082.63	1,632.98
Unallocated liabilities																	704.97	660.77
<b>Total liabilities</b>	<b>621.20</b>	<b>674.74</b>	<b>537.30</b>	<b>555.67</b>	<b>201.76</b>	<b>182.81</b>	<b>232.72</b>	<b>195.88</b>	<b>248.32</b>	<b>223.66</b>	<b>312.28</b>	<b>309.27</b>	<b>85.81</b>	<b>92.32</b>			<b>11,549.09</b>	<b>10,721.85</b>
<b>C. OTHERS</b>																		
Capital expenditure	1,071.87	1,293.79	1,442.26	597.06	28.57	4.35	27.19	17.45	30.58	16.63	56.77	56.30	12.62	10.01			1,371.85	1,995.59
Unallocated capital expenditure																	9.40	15.47
Depreciation and amortisation expense	122.32	107.77	103.51	84.57	3.64	2.06	7.93	7.25	12.42	11.85	26.88	21.89	6.70	5.49			283.40	240.88
Unallocated depreciation and amortisation expense																	19.53	19.28
Non cash expenses other than depreciation	0.02	0.02	-	-	(0.01)	1.24	4.28	(1.17)	-	-	(0.17)	0.22	0.62	2.90			4.74	3.21
Unallocated non cash expenses other than depreciation																	(0.23)	0.08

# Notes to the Consolidated Financial Statements For The Year Ended March 31, 2024

## 31 Related party disclosures

Name of related party as per Ind AS 24 and nature of related party relationship

1. Holding company: Sumant Investments Private Limited

2. Associate : Renew Green (GJ Ten) Private limited (w.e.f. February 23, 2023)

Renew Green (GJ Nine) Private limited (w.e.f. May 18, 2023)

3. Key Managerial Persons, close members of the family of key managerial persons and HUFs :

(i) Executive Directors, HUFs and close family members of executive directors (with whom transactions are there):

(a) Executive Directors

Mr. Ajay S. Shriram, Mr. Vikram S. Shriram, Mr. Ajit S. Shriram, Mr. K.K. Kaul\*, Mr. K.K. Sharma, Mr. Aditya A. Shriram\*\*.

\*upto July 01, 2023

\*\*from July 02, 2023

(b) HUFs and Close family members of executive directors :

Ms. Prabha Shridhar, Mr. Anand A. Shriram, Mr. Pranav V. Shriram, Mr. Varun A. Shriram, Ms. Anuradha Bishnoi, Ms. Kavita V. Shriram, Ms. Richa A. Shriram, Ms. Tara A. Shriram, Ms. Vandana A. Shriram, Ms. Nainika V. Shriram, Ms. Geeta Kaul\*, M/s. Ajay S. Shriram (HUF), M/s. Vikram S. Shriram (HUF), and M/s. Ajit S. Shriram (HUF).

\*upto July 01, 2023

(ii) Independent Directors and close members of the family of independent directors (with whom transactions are there):

Mr. Pradeep Dinodia, Mr. Vimal Bhandari, Mr. Sunil Kant Munjal, Mrs. Ramni Nirula, Justice (Retd.) Vikramjit Sen, Mr. Pravesh Sharma, Ms. Sarita Garg (Nominee of LIC)\*, Mr. Ravi Narayan Mishra (Nominee of LIC)\*\*.

\*upto October 31, 2023

\*\* from November 01, 2023.

4. Trust : Sir Shriram Foundation, DCM Shriram Employees' Provident Fund Trust, DCM Shriram Officers' Superannuation Fund Trust

5. Subsidiaries incorporated under section 8 of Companies Act 2013: DCM Shriram Foundation, Shridhar Shriram Foundation.

(a) Transactions with related parties:

Rs. Crores

S. No.	Nature of transaction	This year					Total	Previous year					Total	
		Holding Company	Subsidiaries	Associates	KMP's/Relatives	Trust		Holding Company	Subsidiaries	Associates	KMP's/Relatives	Trust		
1	Purchase of Power	-	-	44.53	-	-	44.53	-	-	-	-	-	-	-
2	Rent paid (includes goods and services tax)	-	-	-	2.99	-	2.99	-	-	-	3.62	-	-	3.62
3	Remuneration to executive directors and their relatives <sup>o</sup>	-	-	-	-	-	-	-	-	-	-	-	-	-
	- Short term employment benefit including commission	-	-	-	45.08	-	45.08	-	-	-	45.27	-	-	45.27
	- Post employment benefits	-	-	-	3.60	-	3.60	-	-	-	3.19	-	-	3.19
4	Sitting fees and commission to independent directors	-	-	-	4.19	-	4.19	-	-	-	4.61	-	-	4.61
5	Advances taken from customers	-	-	-	0.08	-	0.08	-	-	-	-	-	-	-
6	Loans received back (net)	-	-	-	0.02	-	0.02	-	-	-	0.06	-	-	0.06
7	Investment in equity shares	-	-	41.49	-	-	41.49	-	-	8.68	-	-	-	8.68
8	Dividends paid	74.69	-	-	4.28	-	78.97	150.37	-	-	5.09	-	-	155.46
9	Contribution to Provident fund trust	-	-	-	-	38.89	38.89	-	-	-	-	-	35.26	35.26
10	Contribution to Superannuation fund trust	-	-	-	-	8.69	8.89	-	-	-	-	-	8.37	8.37
11	Contribution for CSR activities*	-	27.01	-	-	-	27.01	-	15.63	-	-	-	-	15.63
14	Donation paid	-	0.02	-	-	-	0.02	-	-	-	-	-	-	-

\*Included Rs. 20.93 crores related to current year obligation (Previous year : Rs. 13.48 crores)

(b) Balance outstanding as at the year end

(unsecured unless otherwise stated)

Rs. Crores

S. No.	Nature of outstanding	This year					Total	Previous year					Total	
		Holding Company	Subsidiaries	Associates	KMP's/Relatives	Trust		Holding Company	Subsidiaries	Associates	KMP's/Relatives	Trust		
1	Security deposits receivable	-	-	-	8.34	-	8.34	-	-	-	8.40	-	-	8.40
2	Loans and advances receivable	-	-	-	-	-	-	-	-	-	0.06	-	-	0.06
3	Interest receivables	-	-	-	-	-	-	-	-	-	0.08	-	-	0.08
4	Trade payables	-	-	17.11	-	-	17.11	-	-	-	-	-	-	-
5	Commission payable	-	-	-	26.38	-	26.38	-	-	-	26.99	-	-	26.99
6	CSR contribution payable	-	-	-	-	-	-	-	4.09	-	-	-	-	4.09

The transactions with related parties are as per the terms of arrangement between the parties in the normal course of business and to be settled through receipt/payment or sale/purchase of goods or services.

(i) Provision for incremental gratuity liability and leave encashment for the current year in respect of directors has not been considered above, since the provision is based on a actuarial basis for the Company as a whole.

# Notes to the Consolidated Financial Statements For The Year Ended March 31, 2024

(c) Maximum amount of loans and advances outstanding during the year :

S.No.	Name of the Company	Amount outstanding at the year end (gross)		Maximum amount outstanding during the year	
		This year	Previous year	This year	Previous year
1	Mr. K.K. Kaul	-	0.06	-	0.12

## 32. Employee Benefits

The Group has classified the various benefits provided to employees as under:-

(i) Defined contribution plans:

The Group has recognized the following amounts in the statement of profit and loss:

	Rs. Crores	
	This year	Previous year
Employers' contribution to provident fund*	39.64	35.91
Employers' contribution to superannuation fund	8.85	8.51
Employers' contribution to national pension scheme	5.89	4.69
<b>Total</b>	<b>54.38</b>	<b>44.11</b>

\* There is no shortfall in the interest cost for which Company is liable as at the date of financial statement.

(ii) Disclosure in respect of Defined benefit obligation (Gratuity) is as under:

The principal assumptions used for the purpose of actuarial valuation were as under:

Particulars	Rs. Crores	
	As at March 31, 2024	As at March 31, 2023
Discount rate		
- DCM Shriram Limited	7.21%	7.53%
- Subsidiaries	7.15%/7.21%	7.55%
Expected rate of salary increase	8.00%	8.00%
Mortality rate	IALM (2012-14) ultimate	IALM (2012-14) ultimate
Withdrawal rates:		
- Upto 30 years	3%	3%
- 31 to 44 years	2%	2%
- above 44 years	1%	1%
Retirement age	58/60 yrs	58/60 yrs

(a) Amount recognised in statement of consolidated profit and loss in respect of the defined benefit plan are as follows: Rs. Crores

	This year	Previous year
Components of defined benefit costs recognised in statement of consolidated profit and loss*		
Current service cost	14.32	13.86
Net interest expense	11.37	10.48
Components of defined benefit costs recognised in profit and loss	25.69	24.34
Components of defined benefit costs recognised in other comprehensive income		
Actuarial (gain)/loss from changes in financial assumptions	4.36	(3.42)
Actuarial (gain)/loss arising from experience adjustments	5.19	2.70
Return on plan assets (higher)/lower than discount rate	0.08	0.10
Total actuarial (gain)/loss recognised in other comprehensive income	9.63	(0.62)
Total amount recognised in statement of consolidated profit and loss	35.32	23.72

\* included in the salaries, wages, bonus, gratuity etc in note 22 "Employee Benefits expense".

(b) The amount included in the balance sheet arising from the Company's obligation in respect of its defined benefit obligation/plans is as follows: Rs. Crores

	As at March 31, 2024	As at March 31, 2023
Present value of defined benefit obligation	198.62	178.82
Fair value of plan assets	(8.02)	(7.97)
Net liability arising from defined benefit obligation	190.62	170.85
- Non-current liability	157.24	142.29
- Current liability	33.36	28.56

# Notes to the Consolidated Financial Statements For The Year Ended March 31, 2024

(c) Movements in the present value of defined benefit obligations are as follows:

	Rs. Crores	
	This year	Previous year
Opening defined benefit obligation	178.82	170.92
Current service cost	14.32	13.86
Interest cost	11.97	11.08
Remeasurement (gains)/losses:		
- Actuarial (gain)/loss from changes in financial assumptions	4.36	(3.42)
- Actuarial (gain)/loss arising from experience adjustments	5.19	2.70
Benefits paid by employer	(15.00)	(14.49)
Benefits paid from plan assets	(1.04)	(1.83)
Closing defined benefit obligations	198.62	178.82

(d) Movements in the fair value of plan assets are as follows:

	Rs. Crores	
	This year	Previous year
Opening fair value of plan assets	7.97	8.26
Expected return on plan assets	0.61	0.60
Employer contribution	0.56	1.04
Remeasurement gains/(losses):		
- Return on plan assets (higher)/lower than discount rate	(0.08)	(0.10)
Benefits paid	(1.04)	(1.83)
Closing fair value of plan assets	8.02	7.97

(e) Sensitivity analysis

	Rs. Crores	
	As at March 31, 2024	As at March 31, 2023
The Value of gross benefit obligation as mentioned above, on account of sensitivity in significant assumptions, would be as under :		
Discount rate		
(i) Discount rate -100 basis point	209.90	189.77
(ii) Discount rate +100 basis point	182.85	165.24
Salary increase rate		
(i) rate -100 basis point	184.23	166.40
(ii) rate +100 basis point	207.79	188.02

(f) Major categories of plan assets

The plan assets at one of the unit are maintained with LIC of India Gratuity Scheme. The details of investment maintained by LIC are not available and have therefore not been disclosed.

(g) The Group expects to contribute Rs. 1.43 crores to the LIC fund during the year 2024-25 (previous year - Rs. 1.26 Crores).

(h) The average expected future working life of members of the defined benefit obligation as at March 31, 2024 is 16.00 years (as at March 31, 2023: 15.90 years)

(i) The maturity profile (undiscounted) of defined benefit obligation is as follows:

	Rs. Crores	
	As at March 31, 2024	As at March 31, 2023
within 1 year	41.00	36.16
between 2-5 years	69.58	61.75
between 6-10 years	69.57	63.07
more than 10 years	203.78	190.88

# Notes to the Consolidated Financial Statements For The Year Ended March 31, 2024

## 33. (a) Fair value

The fair value of the Group's investment properties as at March 31, 2024 and March 31, 2023 have been arrived at on the basis of a valuation carried out by government approved independent valuers. The inputs used in fair valuation are circle rate of the property, prevailing market price of the similar kind of property in that area and other relevant factors.

Information about the fair value of the Group's investment properties and fair value hierarchy are as follows:

	Rs. Crores	
	As at March 31, 2024	As at March 31, 2023
Fair value of the investment properties (Rs. Crores)	19.83	17.99
Fair valuation hierarchy	Level 3	Level 3

(b) Depreciation is recognised in statement of consolidated profit and loss with respect to investment properties Rs. 41,483 (Previous year: Rs. 34,988).

## 34 Disclosure of Ind AS 116 'Leases' :

### (i) Assets taken on lease

(a) Amounts recognised in the consolidated statement of profit or loss

	Rs. Crores	
	This year	Previous year
Depreciation charge of right-of-use assets		
Buildings	20.65	18.67
Leasehold land	1.34	0.75
Vehicle	0.70	0.47
	22.69	19.89
Interest expense (included in finance cost)	6.01	5.90
Expense relating to short-term leases (included in Rent)	5.63	5.26
Total cash outflows for leases	23.47	20.59
Amount of lease commitments for short-term leases	1.78	2.59

(b) Carrying amount of right-of-use assets at the end of the reporting period by class of underlying asset:

	Rs. Crores	
	As at March 31, 2024	As at March 31, 2023
Building	57.88	65.88
Leasehold land	115.83	94.74
Vehicle	2.48	2.49
	176.19	163.11

(c) The Group's leasing activities:

The Group has entered into lease agreements for lease of offices, showrooms, godowns etc., generally for a period of 6 months to 11 years with renewal option and which can be terminated after lock-in-period by serving notice period as per the terms of the agreements.

(ii) Assets given on lease:

(i) The Company has entered into operating lease arrangements for buildings (including certain other assets). The details of leased assets are as under:

	Gross Block as at		Accumulated depreciation as at		Depreciation	
	March 31, 2024	March 31, 2023	March 31, 2024	March 31, 2023	This year	Previous year
Land and building	13.31	13.31	1.95	1.74	0.21	0.21
Plant and equipment	0.15	0.15	0.13	0.12	0.01	0.01
Furniture and fixtures	0.24	0.16	0.14	0.12	0.02	-
Office equipments	0.01	0.01	-	-	-	-
	13.71	13.63	2.22	1.98	0.24	0.22

# Notes to the Consolidated Financial Statements For The Year Ended March 31, 2024

(ii) Information w.r.t. non-cancellable leases:

	Rs. Crores	
	This year	Previous year
Future minimum lease rent receivables	8.20	8.70
- Not later than one year	0.52	0.51
- Later than one year and not Later than two years	0.52	0.52
- Later than two year and not Later than three years	0.52	0.52
- Later than three year and not Later than four years	0.52	0.52
- Later than four year and not Later than five years	0.56	0.52
- Later than five years	5.56	6.11

During the year Company has earned lease income of Rs 0.69 crores (Previous year: Rs 0.63 crores)

35 Provision for contingencies in note 14 represents provision for various contingencies resulting from issues relating to reconstruction arrangement of the companies and other uncertainties requiring management judgement.

	Rs. Crores	
Particulars	As at March 31, 2024	As at March 31, 2023
As at the beginning of the year	12.11	12.11
As at the end of the year	12.11	12.11

36 Expenditure on corporate social responsibility activities under section 135 of the Companies Act 2013 as under:

	Rs. Crores	
Particulars	This year	Previous year
Amount required to be spent during the year	25.82	22.39
Actual expenditure incurred related to above obligation <sup>1</sup>	23.84	18.89
Unspent amount at the end of year related to ongoing projects <sup>2</sup> of:		
- Current year	2.01	3.50
- Previous years	1.87	0.36
Nature of CSR activities	1. Preventive healthcare and Sanitation 2. Promoting education, vocational skills, livelihood 3. Environmental sustainability 4. Rural Development	

Movement of provision created for liability incurred by entering into contractual obligation

	Rs. Crores	
Particulars	This year	Previous year
Opening balance as at beginning of the year	3.86	-
Created during the year	2.01	3.86
Utilised during the year <sup>1</sup>	1.99	-
Closing balance as at year end	3.88	3.86

1. Includes given to related parties [refer note 31(b)]

2. Unspent amount relates to ongoing projects for which the activities are planned in subsequent years. As per section 135(6) of the Companies Act, the said unspent amount relating to ongoing projects have been deposited in "Unspent CSR Bank account"

37 Research and development expenses included under relevant heads in the statement of profit and loss Rs. 52.87 crores (Previous year : Rs. 57.90 crores).

38 Employee share based payments (refer note 12)

The Group has an Employees Stock Purchase Scheme (DCM Shriram ESPS) which is administered through DCM Shriram Employees Benefits Trust based on acquisition of shares from the market to provide equity based incentives to employees under the Scheme. The shares offered, lock-in-period and grant price may be different for different eligible participants and determined at the time of every grant of shares. The expenses related to the grant of shares under the Scheme is accounted for on the basis of the fair value (which equals to market price of the Company's share on date of grant less exercise price) of share on the date of grant and is amortized on a straight line basis over the lock-in period, if any.



## Notes to the Consolidated Financial Statements For The Year Ended March 31, 2024

The number and weighted average fair value of equity shares granted during the year are as under:

Rs. Crores

Particulars	This year	Previous year
No. of equity shares granted during the year	1,69,000	43,200
Weighted average fair value on the grant date (Rs per equity share)	836.94	1,021.49

### 39. Assets pledged as security

A. The carrying amount of assets pledged as security for borrowings are as under:

Rs. Crores

	As at March 31, 2024	As at March 31, 2023
Financial assets	1,366.39	1,795.31
Inventories	2,632.94	2,345.69
Property, Plant and Equipment and intangible assets (including capital work-in-progress but excluding right of use assets-building)	6,531.67	5,485.44
Total	10,531.00	9,626.44

B. Nature of security and terms of repayment for secured borrowings

S. No.	Nature of Security	Terms of Repayment as at March 31, 2024
<b>SHORT TERM LOANS FROM BANKS:</b>		
<b>Company</b>		
1.	Short Term Loans of Rs. 343 Crores (March 31, 2023 - Rs. 200 Crores) are secured by first pari passu charge on whole of the current assets, both present and future, of the company (except Shriram Bioseed Genetics, Hyderabad & Bioseed Research India, Hyderabad). These loans are further secured by a third charge by way of mortgage/hypothecation of all the immovable/movable properties (other than current assets) of the Company's undertakings at Kota in Rajasthan and Ajbapur, Rupapur, Loni & Hariawan in Uttar Pradesh.	- Repayable on demand
2.	Short Term Loan of Rs. 99 Crores (March 31, 2023 - Rs. 78 Crores) is secured by first pari passu charge by way of hypothecation on book debts and stocks, both present and future of the Company's undertakings at Shriram Bioseed Genetics and Bioseed Research India, Hyderabad.	- Repayable in April, 2024
3.	Short Term Loans of Rs. nil Crores (March 31, 2023- Rs. 45 Crores) is secured by lien on fixed deposits placed with bank.	Not applicable
<b>NON CONVERTIBLE DEBENTURES (NCD):</b>		
1.	NCD of Rs. 152.01 Crores (March 31, 2023- Rs. 175.05 Crores) is secured by way of first pari passu mortgage/charge created on immovable and movable Fixed Assets, both present and future and a second charge ranking pari passu on the current assets, both present and future, pertaining to the Company's Bharuch unit, Gujarat (Rs. 23.53 Crores due within 1 year; March 31, 2023 - Rs 23.53 Crores) (ROI - 7.05% p.a.)	- Repayable in 13 equal semi annual installments.
<b>LONG TERM LOANS FROM BANKS::</b>		
<b>Company</b>		
1.	Term loan of Rs. 156.29 Crores (March 31, 2023 - Rs. 157.82 Crores) is secured by way of first pari passu mortgage/charge created on immovable and movable Fixed assets, both present and future, of the Company's undertakings at Ajbapur, Uttar Pradesh (Rs. 31.25 Crores due within 1 year; March 31, 2023 - Rs 1.53 Crores)	- Repayable in 20 equal quarterly installments
2.	Term loans of Rs. 7.50 Crores (March 31, 2023 - 54.75 Crores) are secured by way of first pari passu mortgage/charge created on immovable and movable Fixed assets, both present and future, of the Company's undertakings at Hariawan, Uttar Pradesh (Rs. 7.50 Crores due within 1 year; March 31, 2023 - Rs 7.88 Crores)	- Repayable in December 2024.

## Notes to the Consolidated Financial Statements For The Year Ended March 31, 2024

3.	Term loan of Rs. 8.48 Crores (March 31, 2023 - Rs. 46.63 crores) is secured by way of first pari passu mortgage/charge created on immovable and movable Fixed assets, both present and future, of the Company's undertakings at Ajabpur and Loni, Uttar Pradesh. (Rs. 8.48 Crores due within 1 year; March 31, 2023 - Rs 38.99 Crores)	- Repayable by June 2024.
4.	Term Loan of Rs nil Crores (March 31, 2023 - Rs 21 Crores) is secured by way of First pari passu mortgage/charge created on immovable and movable Fixed assets, both present and future, of the Company's undertakings at Loni, Uttar Pradesh. (Rs. nil Crores due within 1 year; March 31, 2023 - Rs 7 Crores)	Not applicable
5.	Term loan of Rs. 148.35 Crores (March 31, 2023 - Rs. 141.53 Crores) is secured by way of first pari passu mortgage/charge to be created on immovable and movable Fixed assets, both present and future, of the Company's undertakings at Kota, Rajasthan (Rs. 7.08 Crores due within 1 year; March 31, 2023 - Rs 7.08 Crores)	- Rs. 134.45 Crore repayable in 10 Semi annual installments. - Rs. 13.90 Crore repayable in 24 quarterly installment commencing from June 2025.
6.	Term loans of Rs. 795.85 Crores (March 31, 2023 - Rs. 389.09 Crores) is secured by way of first pari passu mortgage/charge created on immovable and movable Fixed Assets, both present and future pertaining to the Company's Bharuch unit, Gujarat (Rs. 42.60 Crores due within 1 year; March 31, 2023 - Rs. 2 Crores)	- Rs. 196.69 Crores repayable in 22 quarterly installment. - Rs. 199.63 Crores repayable in 10 equal semi annual installments commencing from Mar 2025. - Rs. 199.53 Crore repayable in 8 annual installment. - Rs. 200 Crore repayable in September 2029.

### LONG TERM LOANS FROM BANKS:

#### Company

1.	Term Loan of Rs 113.29 Crores (March 31, 2023 - Rs 128.50 Crore) is secured by way of First pari passu mortgage/charge created on immovable and movable Fixed Assets, both present and future and a second charge ranking pari passu on the current assets, both present and future, pertaining to the Company's unit at Hariawan, UP. (Rs 17.56 crore due within 1 year; March 31, 2023 - Rs 17.30 Crore)	- Repayable in 13 equal semi annual installments
2.	Term loan of Rs. 89.16 Crores (March 31, 2023 - Rs. 100.39 Crores) is secured by way of first pari passu mortgage/charge created on immovable and movable Fixed Assets, both present and future and a second charge ranking pari passu on the current assets, both present and future, pertaining to the Company's Bharuch unit, Gujarat (Rs.12.74 Crores due within 1 year; March 31, 2023 - Rs 12.56 Crores)	- Repayable in 14 equal semi annual installments
3.	Term Loan of Rs. 10.84 Crores (March 31, 2023 - Rs. 17.75 Crores) is secured by way of a first pari passu charge on all immovable and movable properties both present and future, pertaining to the Company's Ajbapur Sugar Complex, Uttar Pradesh (Rs 7.40 Crores due within 1 year; March 31, 2023 - Rs 7.40 Crores)	- Repayable in 10 equal semi annual installments commencing after 3 years from respective drawdown
4.	Term loan of Rs. 0.64 Crores (March 31, 2023 - Rs. 0.84 Crores) from Department of Biotechnology, Government of India is secured against hypothecation of plant & machinery, machinery spares, tools and accessories acquired from the loan proceeds to Company's Bioseed Research India division. (Rs. 0.20 Crores due within 1 year; March 31, 2023 - Rs 0.20 Crores)	- Repayable in 7 equal semi annual installments
5.	Term Loan of Rs. nil Crores (March 31, 2023 - Rs. 7.12 Crores) is secured by way of a first pari passu charge on all immovable and movable properties both present and future, pertaining to the Company's Hariawan Sugar Complex, Uttar Pradesh (Rs. nil Crores due within 1 year; March 31, 2023 - Rs 7.12 Crores)	- Not applicable
6.	Term Loan of Rs. 32.22 Crores (March 31, 2023 - Rs. 31.37 Crores) is secured by way of a first pari passu charge created on all movable properties both present and future, pertaining to the Company's Hariawan Sugar Complex, Uttar Pradesh. Further, the said loan is also secured by bank guarantee (Rs. Nil Crores due within 1 year; March 31, 2023 - Rs Nil Crores).	- Repayable in 10 equal semi annual installments commencing after 3 years from respective drawdown

# Notes to the Consolidated Financial Statements For The Year Ended March 31, 2024

C. Statements filed with Banks or Financial Institutions

Quarterly returns and statements filed by the Group with banks or financial institutions are in agreement with the books of accounts.

D. Details of charges for which satisfaction is pending with Registrar of Companies (ROC)

S.No.	Brief description of the charges or satisfaction	Location of the Registrar	Period by which such charge had to be satisfied and Reason for delay in satisfaction
1	Charge Created with serial no. Z00931792, charge ID 80056154 dated 22-08-1979 in favor of The Rajasthan State Electricity Board, Main Market, Jaipur, Rajasthan- 302005	New Delhi	The said charge was created in FY 1980 (by erstwhile DCM Ltd). This got transferred to the Company in FY 1990 pursuant to reconstruction arrangement of erstwhile DCM Ltd. There is no outstanding in books of accounts as on date against this charge. The Company is in the process of identifying the authority from whom the NOC can be obtained in order to file satisfaction of charge with ROC.

#### 40. Income tax expense

Rs. Crores

	This year	Previous year
(a) Income tax expense		
<u>Current tax</u>		
Current tax on profits for the year	189.08	254.97
Adjustments for current tax of earlier years *	8.65	2.17
Total current tax expense	197.73	257.14
<u>Deferred tax</u>		
Deferred tax charge/(credit)	50.02	258.75
Adjustments for deferred tax of earlier years *	3.89	(13.60)
Total tax expense	251.64	502.29
(b) Reconciliation of tax expense and the accounting profit		
Profit before tax	698.74	1,413.13
Income tax expense calculated at 34.944%	244.17	493.80
(i) Tax effect of:		
- Corporate social responsibility expenses not allowed as deduction	4.81	6.32
- Tax Adjustment relating to Income from Subsidiary	-	18.56
- Deduction under section 80-IA of the Income-tax Act, 1961	(6.92)	-
- Deductible temporary differences on which no deferred tax is recognised	0.07	0.66
- Different tax rates of subsidiaries operating in other jurisdiction	(1.66)	(1.07)
(ii) Others	(1.37)	(4.55)
(iii) Tax adjustment of earlier years	12.54	(11.43)
Income tax expense	251.64	502.29
(c) Tax effect on unrecognised temporary differences relating to:		
(i) Unabsorbed business loss	3.02	2.50
(ii) Unabsorbed Long Term Capital Loss	3.19	2.90
(iii) Unabsorbed Business Depreciation	0.35	0.35
Total	6.56	5.75

# Notes to the Consolidated Financial Statements For The Year Ended March 31, 2024

(d) Deferred tax movements

Deferred tax assets/(liabilities) in relation to:

Rs. Crores

	Provision for gratuity and compensated absences	Provision for doubtful debts and advances	Depreciation	Others	MAT credit entitlement	Total
As at April 1, 2022	99.44	48.97	(561.97)	8.88	183.89	(220.79)
(Charged)/credited to:						
Profit or loss	5.20	(17.90)	(55.04)	0.47	(191.48)	(258.75)
Other comprehensive income	(0.15)	-	-	(6.60)	-	(6.75)
Adjustment related to earlier years *	-	(7.46)	(1.72)	15.19	7.59	13.60
As at March 31, 2023	104.49	23.61	(618.73)	17.94	-	(472.69)
(Charged)/credited to:						
Profit or loss	8.54	1.54	(66.95)	6.85	-	(50.02)
Other comprehensive income	3.31	-	-	0.56	-	3.87
Adjustment related to earlier years *	(0.04)	(0.08)	(19.00)	15.23	-	(3.89)
As at March 31, 2024	116.30	25.07	(704.68)	40.58	-	(522.73)

\* Tax charge of earlier years finalised on filing of returns/completion of assessments with corresponding impact on MAT

41. Financial instruments by category :

The criteria for recognition of financial instruments is explained in material accounting policies note 1.4 (k)

Rs. Crores

	As at March 31, 2024			As at March 31, 2023		
	Amortised cost*	FVTOCI	FVTPL	Amortised cost*	FVTOCI	FVTPL
Financial assets						
Investments						
- Equity instruments	-	3.31	50.27	-	3.30	8.76
- Government securities	0.08	-	-	0.06	-	-
Trade receivables	645.87	-	-	868.91	-	-
Loans	35.75	-	-	29.01	-	-
Cash and cash equivalents and bank balances	458.89	-	213.55	603.64	-	370.35
Derivative financial assets	-	2.48	-	-	3.27	2.48
Others	76.22	-	-	72.05	-	-
Total financial assets	1,216.81	5.79	263.82	1,573.67	6.57	381.59
Financial liabilities						
Borrowings	2,082.63	-	-	1,632.98	-	-
Lease liabilities	68.92	-	-	74.19	-	-
Trade payables	1,040.12	-	-	1,010.74	-	-
Derivative financial liabilities	-	-	0.77	-	-	0.42
Other financial liabilities	345.77	-	-	414.44	-	-
Total financial liabilities	3,537.44	-	0.77	3,132.35	-	0.42

\* The fair value of non-current financial assets and financial liabilities carried at amortized cost is substantially same as their carrying amount.

# Notes to the Consolidated Financial Statements For The Year Ended March 31, 2024

## 42 Capital management

The Group endeavors to optimize debt and equity balance and provide adequate strength to the balance sheet. The Group monitors capital on the basis of debt equity ratio.

## 43 Financial risk management

The Group's activities expose it to various financial risks : Credit risk, Liquidity risk and Market risk.

### 44.1 Credit risk management

Credit risk arises from credit exposure to customers (including receivables and deposit), loans and other financial assets. The Group perform credit evaluation and defines credit limits for each customer/counter party. The Group also continuously reviews and monitors the same.

The provision for doubtful debts or provision for impairment of investments etc is made on case to case basis, based on the information related to financial position, past history/ageing and other relevant available information about the counterparty. The Group also makes general provision for lifetime expected credit loss based on its previous experience of provision/write off in previous years

The movement in the provision for doubtful debts and provision diminution in value of investments is as under:

Rs. Crores

Particulars	Trade receivables	Loans	Investments
Provision as at April 1, 2022	76.49	0.74	2.25
Provision made / (reversal including written off) during the year 2022-23	(13.06)	0.37	-
Provision as at March 31, 2023	63.43	1.11	2.25
Provision made / (reversal including written off) during the year 2023-24	3.93	-	-
Provision as at March 31, 2024	67.36	1.11	2.25

### 44.2 Liquidity risk management

(i) The Group manages liquidity by ensuring control on its working capital which involves adjusting production levels and purchases to market demand and daily sales of production and low receivables. It also ensures adequate credit facilities sanctioned from bank to finance the peak estimated funds requirements. The working capital credit facilities are continuing facilities which are reviewed and renewed every year. The Group also ensures that the long term funds requirements are met through adequate availability of long term capital (Debt & Equity).

Rs. Crores

	As at March 31, 2024	As at March 31, 2023
Total Committed working capital limits from Banks	1,774.00	1,094.00
Utilized working capital limit	442.00	323.00
Unutilized working capital limit	732.00	771.00

(ii) Maturities of financial liabilities

The tables below analyse the Group's financial liabilities into relevant maturity groupings based on their contractual maturities. The amount disclosed in the table are the contractual undiscounted cash flow.

Contractual maturities of financial liabilities

Rs. Crores

	Upto 1 year	Between 1 year to 5 year	Over 5 years	Total
As at March 31, 2024				
Non-derivatives				
Borrowing*	698.09	859.87	532.08	2,090.04
Trade Payables	1,040.12	-	-	1,040.12
Lease liabilities	15.76	47.83	5.33	68.92
Other financial liabilities	340.37	0.04	-	340.41
Total non-derivative liabilities	2,094.34	907.74	537.41	3,539.49
Derivatives (net settled)				
Foreign exchange forward contracts	0.77	-	-	0.77
Total derivative liabilities	0.77	-	-	0.77

# Notes to the Consolidated Financial Statements For The Year Ended March 31, 2024

Rs. Crores

	Upto 1 year	Between 1 year to 5 year	Over 5 years	Total
As at March 31, 2023				
Non-derivatives				
Borrowing *	479.25	794.81	369.20	1,643.26
Trade Payables	1,010.74	-	-	1,010.74
Lease liabilities	13.00	55.61	5.58	74.19
Other financial liabilities	414.41	0.03	-	414.44
Total non-derivative liabilities	1,917.40	850.45	374.78	3,142.63
Derivatives (net settled)				
Foreign exchange forward contracts	0.42	-	-	0.42
Total derivative liabilities	0.42	-	-	0.42

\* Includes utilized working capital limit disclosed in note 44.2 (i)

(iii) Reconciliation for financial liabilities arising from financing activities as per Para 44A of IndAS 7.

Rs. Crores

Particulars	Long term borrowings	Short term borrowings	Interest accrued	Lease liability
Opening balance as on April 1, 2022	1,065.17	443.67	4.70	68.43
Add: Additions during the year	431.80	(120.67)*	86.59	20.39
Less: Repayments during the year	(205.15)	-	(86.88)	(14.69)
Add/(Less): Foreign exchange fluctuation (gain)/loss	19.00	-	-	0.06
Add/(Less): Amortisation impact on borrowings	(0.84)	-	-	-
Closing balance as on March 31, 2023	1,309.98	323.00	4.41	74.19
Add: Additions during the year	446.99	206.73*	115.10	12.80
Less: Repayments during the year	(209.89)	-	(112.26)	(17.39)
Add/(Less): Foreign exchange fluctuation (gain)/loss	2.95	-	-	(0.04)
Less: Derecognition during the year	-	-	-	(0.64)
Add/(Less): Amortisation impact on borrowings	2.87	-	-	-
Closing balance as on March 31, 2024	1,552.90	529.73	7.25	68.92

\* net movement during the year

### 44.3 Market Risk

a) The Group's operations are mainly in India and therefore rupee denominated, except the following:

- Foreign currency denominated loans (Long term & Short term)
- Imports of some raw material, stores & spares and capital equipments
- Export of finished goods

The Group follows a policy of keeping these liabilities/assets fully hedged against foreign currencies. Regarding interest rate fluctuation, it follows a policy of partial hedge.

Some of the rupee liabilities have interest linked to the bank's MCLR or Financial market benchmark rates and are subject to variation in such rates.

b) Interest rate risk exposure

The exposure of the Company's borrowing to interest rate change at the end of the reporting period are as follows:

Rs. Crores

	As at March 31, 2024	As at March 31, 2023
Variable rate borrowings		
Long Term	890.72	607.50
Short Term	171.23	105.83
Total Variable rate borrowings	1,061.95	713.33
Fixed rate borrowings		
Long Term	493.82	546.24
Short Term	526.86	373.41
Total fixed Rate borrowings	1,020.68	919.65
Total Borrowings	2,082.63	1,632.98



# Notes to the Consolidated Financial Statements For The Year Ended March 31, 2024

## c) Sensitivity

Variable interest rate loans are exposed to Interest rate risk, the impact on Profit or loss before tax may be as follows:

Rs. Crores

	Increase / (Decrease)	
	March 31, 2024	March 31, 2023
Interest rate- increase by 100 basis points (100 bps)*	(10.62)	(7.13)
Interest rate- decrease by 100 basis points (100 bps)*	10.62	7.13

\* Holding all other variable constant

## 44.4 Impact of hedging activities

(a) Disclosure of effects of hedge accounting on financial position:

Rs. Crores

Type of hedge and risks	Nominal value of hedged instruments#		Carrying amount of hedging instrument##		Maturity date	Hedge ratio	Weighted average strike price/rate	Gain(loss) in fair value of hedging instrument	Gain(loss) in the value of hedged item used as the basis for recognizing hedge effectiveness
	Assets	Liabilities	Assets	Liabilities					
<b>March 31, 2024</b>									
Cash Flow hedge									
Foreign exchange risk									
(i) Foreign exchange forward contracts	30.81	17.38	31.37	17.44	15-Apr-24 to 02-Jan-25	1:1	USD 82.01 EUR 89.52 JPY 0.55 CHF 96.38	0.50	0.50
Fair value hedge									
(i) Foreign exchange forward contracts	196.49	18.16	222.94	18.34	04-Apr-24 to 17-Mar-31	1:1	USD 73.15 EUR 89.88 CHN 12.23 SEK 7.54	26.26	26.26
<b>March 31, 2023</b>									
Cash Flow hedge									
Foreign exchange risk									
(i) Foreign exchange forward contracts	247.92	37.94	251.85	37.82	03-Apr-23 to 27-Sep-23	1:1	USD 82.74 EUR 83.21 JPY 0.59 CHF 82.10 GBP 100.17 SKE 7.94 AED 22.44	4.05	4.05
Fair value hedge									
(i) Foreign exchange forward contracts	223.12	13.41	249.99	13.44	11-Apr-23 to 17-Mar-31	1:1	USD 73.41 EUR 88.77 SEK 12.16	27.01	27.01

# Nominal value is the INR value of the instrument based on spot rate of the first hedge.

## Carrying value is the INR value of the instrument based on the spot rate of the reporting date.

(b) Disclosure of effect of hedge accounting on financial performance

Movement in cash flow hedging reserve

Rs. Crores

Risk category Derivative instrument	Foreign currency risk	Interest rate risk	Total
	Foreign exchange forward contracts	Interest rate swaps	
(i) <u>Cash flow hedging reserve</u>			
As at April 1, 2022	(11.50)	1.77	(9.73)
Add: Change in spot element of foreign exchange forward contracts	2.42	-	2.42
Add: Changes in fair value of interest rate swaps	-	0.77	0.77
Add: Amount reclassified to profit or loss under the heading 'Cost of materials consumed'	1.44	-	1.44
Add: Amount included in Property, plant and equipment or capital advance	14.25	-	14.25

# Notes to the Consolidated Financial Statements For The Year Ended March 31, 2024

Rs. Crores

Risk category Derivative instrument	Foreign currency risk	Interest rate risk	Total
	Foreign exchange forward contracts	Interest rate swaps	
Less: Deferred tax relating to above (net)	(6.33)	(0.27)	(6.60)
As at March 31, 2023	0.28	2.27	2.55
Less: Change in spot element of foreign exchange forward contracts	(0.53)	-	(0.53)
Less: Changes in fair value of interest rate swaps	-	(0.80)	(0.80)
Less: Amount reclassified to profit or loss under the heading 'Cost of materials consumed'	(1.06)	-	(1.06)
Add: Amount included in Property, plant and equipment or capital advance	1.09	-	1.09
Add: Deferred tax relating to above (net)	0.28	0.28	0.56
As at March 31, 2024	0.06	1.75	1.81

#### 45 Fair value hierarchy (refer note 41)

Some of the Group's financial assets and financial liabilities are measured at fair value at the end of each reporting period. The following table presents fair value hierarchy of financial assets and financial liabilities measured at fair value on a recurring basis:

Rs. Crores

Financial assets and liabilities measured at fair value	Level 1	Level 2	Level 3	Total
As at March 31, 2024				
Financial assets				
Financial investments in liquid mutual fund at FVTPL	213.55	-	-	213.55
Financial investments in unquoted equity investments at FVTPL	-	-	50.17	50.17
Financial investments in quoted equity investments at FVTPL	0.10	-	-	0.10
Financial investments in unquoted equity instruments at FVTOCI	-	-	2.10	2.10
Financial investments in quoted equity instruments at FVTOCI	1.21	-	-	1.21
Interest rate swaps designated in hedge accounting relationship at FVTOCI	-	2.47	-	2.47
Foreign currency options at FVTPL	0.01	-	-	0.01
Total financial assets	214.87	2.47	52.27	269.61
Financial liabilities				
Foreign currency forward contracts designated in hedge accounting relationship	0.77	-	-	0.77
Total financial liabilities	0.77	-	-	0.77
As at March 31, 2023				
Financial assets				
Financial investments in liquid mutual fund at FVTPL	370.35	-	-	370.35
Financial investments in unquoted equity investments at FVTPL	-	-	8.68	8.68
Financial investment in quoted equity investment at FVTPL	0.08	-	-	0.08
Financial investments in unquoted equity instruments at FVTOCI	-	-	2.10	2.10
Financial investments in quoted equity instruments at FVTOCI	1.20	-	-	1.20
Interest rate swaps designated in hedge accounting relationship at FVTOCI	-	3.27	-	3.27
Foreign currency options at FVTPL	2.48	-	-	2.48
Total financial assets	374.11	3.27	10.78	388.16
Financial liabilities				
Foreign currency forward contracts designated in hedge accounting relationship	0.42	-	-	0.42
Total financial liabilities	0.42	-	-	0.42

Level 1 inputs are quoted prices (unadjusted) in active markets for identical assets or liabilities that the entity can access at the measurement date

Level 2 inputs are inputs other than quoted prices included within Level 1 that are observable for the asset or liability, either directly or indirectly

Level 3 inputs are unobservable inputs for the asset or liability

# Notes to the Consolidated Financial Statements For The Year Ended March 31, 2024

## 46. Asset classified as held for sale

The segment to which the 'assets held for sale' relates are as under:

Rs. Crores

Particulars	As at March 31, 2024	As at March 31, 2023
- Sugar	0.40	0.40
- Bioseed	1.73	1.73
- Shriram Farm Solutions	1.37	1.37
- Others (Hariyali Kisaan Bazaar)	5.05	11.84
- Unallocated	5.70	7.98
	14.25	23.32

Assets classified as held for sale is measured at the lower of the carrying amount and fair value less costs to sell at the reporting date. The fair value of the assets held for sale is determined using level 3 measurement as per the fair value hierarchy set out in fair value measurement disclosures.

Amounts recognised in the statement of profit and loss on assets held for sale is as under:

Rs. Crores

Particulars	This year	Previous year
Provision/(Reversal) for impairment in value of assets held for sale included in 'other expenses' in the statement of consolidated profit and loss	(0.28)	(0.21)
Profit (net) recognised in 'other income' in the statement of profit and loss on sale of assets held for sale	1.27	13.24

## 47. Disclosure as defined under the "Micro, Small and Medium Enterprise Development Act, 2006" is as follow based on the information available with the Company.

Particulars	This year	Previous year
(i) Principal amount outstanding as at year end (includes capital creditors of Rs. 12.11 crores (March 31, 2023: nil))	68.42	42.10
(ii) Interest due on above , outstanding as at year end	Nil	Nil
(iii) Amount of interest paid during the year along with the amounts of the payment made to the supplier beyond the appointed date	Nil	Nil
(iv) Amount of interest due and payable during the year	Nil	Nil
(v) Amount of interest accrued and remaining unpaid at the year end	Nil	Nil

## 48. Disclosures related to government grant

The government grant/government assistance recognized are as under:

Rs. Crores

Nature of Grant/assistance	Income/Expense head	This year	Previous year
<u>Sugar</u>			
Interest subsidy	Other income	13.48	11.58
Benefit of loan at concessional rate of interest	Other Income	2.24	3.78
<u>Bioseed</u>			
Benefit of loan at concessional rate of interest	Other Income	0.01	0.02
<u>Chloro Vinyl</u>			
Incentive under Industrial Policy 2015 of Government of Gujarat	Other Income	-	5.80

# Notes to the Consolidated Financial Statements For The Year Ended March 31, 2024

49. Hon'ble High Court of Allahabad vide its order dated February 12, 2019 has set aside and quashed the notification withdrawing the Sugar Industrial Promotion Policy 2004 (Policy). The State Government has filed special leave petition (SLP) with Supreme Court against the above said order. The Group has not accrued the benefits consequent to the above said order due to uncertainties of the amount and the collection thereof.

50. During the year, donations include political contributions to Prudent Electoral Trust Rs 7.5 crores, Bhartiya Janta Party Rs 2.75 crores and through Electoral bonds Rs 5 crores (previous year: Electoral bonds Rs 5 crores) made in accordance with Section 182 of the Act. The Company, supplemented by external legal advice, has considered the Supreme Court judgement dated February 15, 2024, including the directions to the State Bank of India and the Election Commission of India on furnishing and public disclosure of information in respect of the Electoral bonds. Political contributions via Electoral Bonds for the year ended March 31, 2024, were made by the Company prior Hon'ble Supreme Court judgement on February 15, 2024.

## 51. Information with respect to subsidiaries :

(i) Bioseed India Limited (a 100% subsidiary) has not been carrying any business. Ministry of Corporate Affairs (MCA) had given the approval on April 3, 2020 for change of status as 'Dormant Company'. Accordingly, the said subsidiary have been preparing its financial statements on liquidation basis of accounting. The total assets of Rs 0.03 crores (March 31, 2023 - Rs 0.03 crores) and total liabilities of Rs 0.01 crores (March 31, 2023 - Rs 0.01 crores) have been included in these consolidated financials based on its recoverable/payable amount. This matter has been emphasised by the subsidiary's statutory auditor in its audit report.

(ii) During the financial year 2019-20, the Govt of Himachal Pradesh (HP) cancelled the allotment of Chhatru Hydro project of the subsidiary company namely 'DCM Shriram Infrastructure Limited'. As there are no other business activities in this subsidiary as of now, the current year's financials have been prepared on liquidation basis of accounting. The total assets of Rs 0.08 crores (March 31, 2023 - Rs 0.09 crores) and total liabilities of nil (March 31, 2023 - nil) have been included in these consolidated financials (net of elimination) based on its recoverable/payable amount. This matter has been emphasised by the subsidiary's statutory auditor in its audit report.

During the Arbitration proceedings, the Arbitrator partially pronounced the order in subsidiary's favour vide order dated 14.03.24. Appeal against the partial disallowance is being filed with the Hon'ble High Court of Himachal Pradesh.

## 52. Disclosures related to shareholding of the promoters

Rs. Crores

Shares held by promoters at the end of the year		No. of Shares		% of total shares		% Change during
S. No	Promoter name	As at March 31, 2024	As at March 31, 2023	As at March 31, 2024	As at March 31, 2023	FY 2023-24
1	SUMANT INVESTMENTS PRIVATE LIMITED	9,82,82,744	9,82,82,744	63.03%	63.03%	-
2	AJIT S. SHRIRAM	5,95,580	5,95,580	0.38%	0.38%	-
3	AJAY S. SHRIRAM (HUF)	5,59,330	5,59,330	0.36%	0.36%	-
4	VIKRAM S. SHRIRAM (HUF)	5,50,200	5,50,200	0.35%	0.35%	-
5	VIKRAM S. SHRIRAM	5,03,310	5,03,310	0.32%	0.32%	-
6	AJIT S. SHRIRAM (HUF)	5,00,000	5,00,000	0.32%	0.32%	-
7	AJAY S. SHRIRAM	4,93,780	4,93,780	0.32%	0.32%	-
8	TARA A. SHRIRAM	2,99,900	2,99,900	0.19%	0.19%	-
9	ANAND A. SHRIRAM	2,98,070	2,98,070	0.19%	0.19%	-
10	NAINIKA V. SHRIRAM	2,97,900	2,97,900	0.19%	0.19%	-
11	ADITYA A. SHRIRAM	2,97,760	2,97,760	0.19%	0.19%	-
12	PRANAV V. SHRIRAM	2,97,190	2,97,190	0.19%	0.19%	-
13	VARUN A. SHRIRAM	2,96,900	2,96,900	0.19%	0.19%	-
14	PRABHA SHRIDHAR	2,20,000	2,20,000	0.14%	0.14%	-
15	KAVITA V. SHRIRAM	78,680	78,680	0.05%	0.05%	-
16	VANDANA A. SHRIRAM	78,340	78,340	0.05%	0.05%	-
17	RICHA A. SHRIRAM	34,900	34,900	0.02%	0.02%	-
18	AMBIKA JAIPAL SINGH (Jointly with JAYANT JAIPAL SINGH)	34,350	34,350	0.02%	0.02%	-
19	OM PRAKASH JHALANI (Jointly with ANOOP JHALANI AND PRADEEP JHALANI)	5,000	5,000	0.00%	0.00%	-
20	KAUSHIK DEVA	13,000	13,000	0.01%	0.01%	-
	<b>Total</b>	<b>10,37,36,934</b>	<b>10,37,36,934</b>	<b>66.49%</b>	<b>66.49%</b>	

# Notes to the Consolidated Financial Statements For The Year Ended March 31, 2024

## 53. Details of transactions with intermediary(ies) or ultimate beneficiary(ies) during previous year ended March 31, 2023.

### (a) Investment in equity shares during the previous year ended 31 March 2023

Transaction	Name of Intermediary	Date	Amount	Transaction	Ultimate beneficiary	Date	Amount
Loan to intermediary	DCM Shriram Credit and Investments limited (Subsidiary)	September 20, 2022	Rs 0.25 crores	Investment in equity shares	Biomass India Private Limited	September 20, 2022	Rs 0.25 crores

### (b) Capital Restructuring

(i) During the previous year ended 31 March 2023, the Company completed the capital restructuring of loans/investments made by the Company in subsidiaries (domestic/overseas). The summary of restructuring activities is as under:

During September - November 2022, amount invested in equity share capital of Shriram Bioseed Ventures Limited (SBVL) which has further invested Rs. 81.45 crores in equity share capital of Bioseed Holdings PTE. Ltd. (BHP)	Rs. 192.50 crores
Amount received back from SBVL towards repayment of loan and interest from SBVL/ BHP towards payment of interest:	Rs. 187.90 crores

Further, BHP has converted the loan outstanding amounting to Rs.20.90 crores of DCM Shriram Limited into Equity share capital.

(ii) During the previous year ended March,31 2023, the Company received Rs 53.78 crores interest income (income tax impact : Rs 18.56 crores) relating to earlier years from Shriram Bioseed Ventures Limited. The same has been recognised in 'Other Income' in the standalone financial statements.

(c) No funds have been received by the subsidiaries other than as disclosed above from any person or entities with the understanding that the subsidiaries shall directly or indirectly, lend or invest in other person/entities or on behalf of the funding party (Ultimate beneficiary).

## 54. The Board of Directors, in its meeting held on May 06, 2024, have recommended a final dividend of Rs. 2.60/- per equity share of Rs 2/- each aggregating to Rs. 40.54 crores for the financial year ended March 31, 2024. The recommendation is subject to the approval of shareholders at the forthcoming Annual General Meeting.

## 55. Statement showing ageing schedules pursuant to Schedule III of the Companies Act 2013

### (a) Capital work in progress

#### (i) As at March 31, 2024

#### 1. Ageing of Capital work in progress

Rs. Crores

CWIP	Amount in CWIP for a period of				Total
	Less than 1 year	1-2 years	2-3 years	More than 3 years	
Projects in progress	988.44	1,145.03	325.59	78.20	2,537.23
Others	51.33	0.37	1.85	6.02	59.57
<b>Total</b>	<b>1,039.74</b>	<b>1,145.40</b>	<b>327.44</b>	<b>84.22</b>	<b>2,569.80</b>

#### 2. Capital work in progress whose completion is overdue or has exceeded its cost compared to its original plan:

Rs. Crores

CWIP	Amount in CWIP for a period of			
	Less than 1 year	1-2 years	2-3 years	More than 3 years
Projects in progress				
120 MW Captive thermal power plant	645.20	-	-	-
Hydrogen Peroxide (H2O2)	433.45	-	-	-
Caustic Soda Plant	835.01	-	-	-
Epichlorohydrin (ECH)	586.27	-	-	-
<b>Total</b>	<b>2,499.93</b>	<b>-</b>	<b>-</b>	<b>-</b>

### (b) Ageing of Intangible assets under development

Rs. Crores

Intangible assets under development	Amount in CWIP for a period of				Total
	Less than 1 year	1-2 years	2-3 years	More than 3 years	
Projects in progress (Pertaining to development of trait for seeds)	6.57	2.60	3.48	5.76	18.41
<b>Total</b>	<b>6.57</b>	<b>2.60</b>	<b>3.48</b>	<b>5.76</b>	<b>18.41</b>

# Notes to the Consolidated Financial Statements For The Year Ended March 31, 2024

(a) Capital work in progress

(i) As at March 31, 2023

1. Ageing of Capital work in progress

Rs. Crores

CWIP	Amount in CWIP for a period of				Total
	Less than 1 year	1-2 years	2-3 years	More than 3 years	
Projects in progress	1,221.38	283.59	57.29	7.75	1,570.01
Others	45.36	1.82	1.07	-	48.25
<b>Total</b>	<b>1,266.74</b>	<b>258.41</b>	<b>58.36</b>	<b>7.75</b>	<b>1,618.26</b>

2. Capital work in progress whose completion is overdue or has exceeded its cost compared to its original plan:

Rs. Crores

CWIP	Amount in CWIP for a period of				Total
	Less than 1 year	1-2 years	2-3 years	More than 3 years	
Projects in progress					
120 MW Captive thermal power plant	540.28	-	-	-	-
Hydrogen Peroxide (H2O2)	214.75	-	-	-	-
<b>Total</b>	<b>755.03</b>	<b>-</b>	<b>-</b>	<b>-</b>	<b>-</b>

(b) Ageing of Intangible assets under development

Rs. Crores

Intangible assets under development	Amount in CWIP for a period of				Total
	Less than 1 year	1-2 years	2-3 years	More than 3 years	
Projects in progress (Pertaining to development of trait for seeds)	2.60	3.48	0.72	5.04	11.84
<b>Total</b>	<b>2.60</b>	<b>3.48</b>	<b>0.72</b>	<b>5.04</b>	<b>11.84</b>

56 Statement showing ageing schedules pursuant to Schedule III of the Companies Act 2013

(a) Trade payables ageing schedule

(i) As at March 31, 2024

Rs. Crores

Particulars	Not due*	Outstanding for following periods from due date of payment				Total
		Less than 1 year	1-2 years	2-3 years	More than 3 years	
Undisputed trade payable						
(i) total outstanding dues of micro enterprises and small enterprises	56.22	0.09	-	-	-	56.31
(ii) total outstanding dues of creditors other than micro enterprises and small enterprises	406.16	536.49	18.53	1.71	20.92	983.81
Disputed trade payable	-	-	-	-	-	-

\* includes unbilled dues

(ii) As at March 31, 2023

Rs. Crores

Particulars	Not due*	Outstanding for following periods from due date of payment				Total
		Less than 1 year	1-2 years	2-3 years	More than 3 years	
Undisputed trade payable						
(i) total outstanding dues of micro enterprises and small enterprises	42.10	-	-	-	-	42.10
(ii) total outstanding dues of creditors other than micro enterprises and small enterprises	566.16	374.42	5.78	3.90	18.38	968.64
Disputed trade payable	-	-	-	-	-	-

\* includes unbilled dues



# Notes to the Consolidated Financial Statements For The Year Ended March 31, 2024

(b) Trade receivables ageing schedule

(i) As at March 31, 2024

Rs. Crores

Particulars	Not due	Outstanding for following periods from due date of payment					Total*
		Less than 6 month	6 month -1 year	1-2 years	2-3 years	More than 3 years	
(i) Undisputed Trade receivables							
- considered good	255.38	291.02	60.29	8.61	6.17	2.71	624.18
- credit impaired	-	-	1.29	1.39	2.85	32.96	38.49
(ii) Disputed Trade Receivables							
- considered good	-	0.18	0.05	0.09	0.66	1.83	2.81
- credit impaired	-	-	0.01	0.70	2.31	25.85	28.87
(iii) Unbilled revenue							18.88
Less: Provision for credit impaired receivables							(67.36)
<b>Total</b>							<b>645.87</b>

\* Also refer note number 29

(ii) As at March 31, 2023

Rs. Crores

Particulars	Not due	Outstanding for following periods from due date of payment					Total*
		Less than 6 months	6 months -1 year	1-2 years	2-3 years	More than 3 years	
(i) Undisputed Trade receivables							
- considered good	468.95	274.94	74.24	14.59	10.39	2.23	845.34
- credit impaired	-	0.32	0.45	1.59	3.55	39.98	45.89
(ii) Disputed Trade Receivables							
- considered good	-	0.04	0.05	0.70	0.22	1.86	2.87
- credit impaired	-	-	0.04	1.81	0.32	15.37	17.54
(iii) Unbilled revenue							20.70
Less: Provision for credit impaired receivables							(63.43)
<b>Total</b>							<b>868.91</b>

\* Also refer note number 29

57. Statement containing salient features, pursuant to Schedule III of the Companies Act 2013, of subsidiaries as per standalone financial statements of each entity for:

(i) financial year ended March 31, 2024

Rs. Crores

Name of the entity in the Group	Country of incorporation	% of voting power	Net Assets (before adjustment of intercompany eliminations)		Share in Profit/(loss) (before adjustment of intercompany eliminations)		Share in other comprehensive income (before adjustment of intercompany eliminations)		Share in total comprehensive income (before adjustment of intercompany eliminations)	
			As % of consolidated net assets	Amount (Rs. Crores)	As % of consolidated profit/(loss)	Amount (Rs. Crores)	As % of consolidated other comprehensive income	Amount (Rs. Crores)	As % of consolidated total comprehensive income	Amount (Rs. Crores)
<b>Parent</b>										
DCM Shriram Limited			100.89%	6,576.58	96.08%	426.25	92.80%	(7.16)	96.14%	419.09
<b>Subsidiaries</b>										
<b>Indian</b>										
DCM Shriram Credit and Investments Limited	India	100%	0.05%	2.95	(0.12%)	(0.53)	(7.13%)	0.55	0.00%	0.02
Bioseed India Limited	India	100%	0.00%	0.03	0.00%	(0.00)	-	-	(0.00%)	(0.00)
DCM Shriram Infrastructure Limited	India	100%	(0.50%)	(32.33)	(0.02%)	(0.09)	-	-	(0.02%)	(0.09)
Fenesta India Limited	India	100%	0.00%	0.18	0.01%	0.03	0.03%	(0.00)	0.01%	0.03
Hariyal Rural Ventures Limited	India	100%	0.00%	0.23	(0.02%)	(0.09)	-	-	(0.02%)	(0.09)
DCM Shriram Aqua Foods Limited	India	100%	0.08%	5.19	0.05%	0.22	-	-	0.05%	0.22
Shriram Bioseed Ventures Limited	India	100%	2.65%	172.89	0.03%	0.12	-	-	0.03%	0.12
Shriram Polytech Limited	India	100%	1.08%	70.63	2.14%	9.51	(3.11%)	0.24	2.24%	9.75
DCM Shriram Ventures Limited	India	100%	0.00%	0.01	(0.00%)	(0.00)	-	-	(0.00%)	(0.00)
DCM Shriram ProChem Limited	India	100%	0.00%	(0.05)	(0.01%)	(0.06)	-	-	(0.01%)	(0.06)
DCM Shriram Bio Enchem Limited	India	100%	0.85%	55.32	0.11%	0.48	0.23%	(0.02)	0.11%	0.46
Shriram Agsmart Limited	India	100%	0.31%	20.53	0.14%	0.62	0.03%	(0.00)	0.14%	0.62
<b>Foreign</b>										
Bioseed Holdings PTE Limited	Singapore	100%	0.98%	63.78	0.04%	0.17	-	-	0.04%	0.17
Bioseed Research Philippines Inc.	Philippines	100%	1.13%	73.76	2.51%	11.13	1.43%	(0.11)	2.53%	11.02
Bioseed Research USA Inc.	USA	100%	0.00%	0.10	(0.01%)	(0.06)	-	-	(0.01%)	(0.06)
<b>Total</b>				7,009.80		447.70		(6.50)		441.20
Add/(less): consolidation adjustments				(487.70)		(0.60)		(1.21)		(1.81)
<b>Total after consolidation adjustments</b>				<b>6,522.10</b>		<b>447.10</b>		<b>(7.71)</b>		<b>439.39</b>

# Notes to the Consolidated Financial Statements For The Year Ended March 31, 2024

(ii) financial year ended March 31, 2023

Rs. Crores

Name of the entity in the Group	Country of incorporation	% of voting power	Net Assets (before adjustment of intercompany eliminations)		Share in Profit/(loss) (before adjustment of intercompany eliminations)		Share in other comprehensive income (before adjustment of intercompany eliminations)		Share in total comprehensive income (before adjustment of intercompany eliminations)	
			As % of consolidated net assets	Amount (Rs. Crores)	As % of consolidated profit/(loss)	Amount (Rs. Crores)	As % of consolidated other comprehensive income	Amount (Rs. Crores)	As % of consolidated total comprehensive income	Amount (Rs. Crores)
<b>Parent</b>										
DCM Shriram Limited			101.21%	6,268.53	105.56%	961.49	98.75%	12.59	105.47%	974.08
<b>Subsidiaries</b>										
<b>Indian</b>										
DCM Shriram Credit and Investments Limited	India	100%	0.05%	2.93	(0.27%)	(2.47)	1.94%	0.25	(0.24%)	(2.22)
Bioseed India Limited	India	100%	0.00%	0.03	0.00%	(0.00)	-	-	(0.00%)	(0.00)
DCM Shriram Infrastructure Limited	India	100%	(0.52%)	(32.24)	(0.01%)	(0.09)	-	-	(0.01%)	(0.09)
Fenesta India Limited	India	100%	0.00%	0.15	0.01%	0.08	-	-	0.01%	0.08
Hariyali Rural Ventures Limited	India	100%	0.01%	0.32	0.04%	0.34	-	-	-	0.34
DCM Shriram Aqua Foods Limited	India	100%	0.08%	4.97	0.19%	1.69	-	-	0.18%	1.69
Shriram Bioseed Ventures Limited	India	100%	2.79%	172.77	2.38%	21.65	-	-	2.34%	21.65
Shriram Polytech Limited	India	100%	0.98%	60.87	0.39%	3.56	(0.43%)	(0.06)	0.38%	3.50
DCM Shriram Ventures Limited	India	100%	0.00%	(0.00)	(0.00%)	(0.01)	-	-	(0.00%)	(0.01)
DCM Shriram ProChem Limited	India	100%	0.00%	0.01	(0.00%)	(0.00)	-	-	(0.00%)	(0.00)
DCM Shriram Bio Enchem Limited	India	100%	0.64%	39.86	(0.02%)	(0.15)	-	-	(0.02%)	(0.15)
Shriram Agsmart Limited	India	100%	0.01%	0.92	(0.01%)	(0.09)	-	-	(0.01%)	(0.09)
<b>Foreign</b>										
Bioseed Holdings PTE Limited	Singapore	100%	1.03%	63.58	(0.61%)	(5.58)	-	-	(0.60%)	(5.58)
Bioseed Research Philippines Inc.	Philippines	100%	1.03%	63.97	0.95%	8.65	1.61%	0.21	0.96%	8.86
Bioseed Research USA Inc.	USA	100%	0.00%	0.15	(0.01%)	(0.05)	-	-	(0.52%)	(0.05)
<b>Total</b>				6,646.82		989.02		12.99		1,002.01
Add/(less): consolidation adjustments				(453.07)		(78.18)		(0.24)		(78.42)
<b>Total after consolidation adjustments</b>				6,193.75		910.84		12.75		923.59

## 58. Disclosure of transactions with struck off companies

Balance outstanding and nature of transactions with struck off companies as per Section 248 of the Companies Act 2013 :-

Rs. Crores

Name of the struck off company	Nature of the transaction	Relationship with the struck off company	As at March 31, 2024	
			Balance outstanding	Transaction during the year and squared off in the same year
Naveli Decor Private Limited	Payable	None	0.75	-
Nalukettu Combines Private Limited	Receivables	None	0.17	-
Manajwasree Constructions Private Limited	Receivables	None	0.06	-
Prakashraj Realestate Developers Private Limited	Payable	None	0.01	-
Biofix Infiniumz Private Limited	Payable	None	-	0.01
Murari Brothers Agro Private limited	Payable	None	_*	-
Pujan Paperchem and Exim Private Limited	Payable	None	_*	-
Om Metals and Minerals Private limited	Payable	None	_*	-
Skyline Foundations Private limited	Payable	None	_*	-
Shashanika Projects Private Limited	Payable	None	_*	-
Mahavir Distributors Private Limited	Payable	None	_*	-
Panm Buildtech Private Limited	Receivables	None	_*	-
Dhruv Installation Services Private Limited	Payable	None	_*	-
Paramount Travels Private Limited	Payable	None	_*	-

# Notes to the Consolidated Financial Statements For The Year Ended March 31, 2024

Rs. Crores

Name of the struck off company	Nature of the transaction	Relationship with the struck off company	As at March 31, 2023	
			Balance outstanding	Transaction during the year and squared off in the same year
Naveli Decor Private Limited	Payable	None	0.83	-
Prakashraj Realestate Developers Private Limited	Payable	None	0.01	-

\*Amount is less than Rs. 50 thousands.

## 59. Particulars of sales of products

Rs. Crores

Description	Sales	
	2023-24	2022-23
Urea	1,515.80	1,984.01
PVC resins	429.39	552.92
Caustic soda	1,885.98	3,116.01
Calcium carbide	156.38	207.71
Seeds	1,272.34	1,049.97
Cement	198.71	171.22
Sugar	2,377.74	2,027.59
Ethanol	1,058.11	705.50
Windows and doors	813.93	687.67
Power Sale	115.59	92.89
Petrol / Diesel	127.33	147.55
Other	1,535.43	1,393.81
Less : Inter segment revenue	(112.80)	(124.99)
Total	11,373.93	12,011.86

For and on behalf of the Board of Directors

Sameet Gambhir  
Company Secretary  
Place: New Delhi  
Date : May 06, 2024

Amit Agarwal  
Chief Financial Officer  
Place: New Delhi

Pradeep Dinodia  
Director  
DIN: 00027995  
Place: New Delhi

Ajay S. Shriram  
Chairman & Sr. Managing Director  
DIN: 00027137  
Place: New Delhi

# Notice

NOTICE is hereby given that the Thirty-Fifth (35<sup>th</sup>) Annual General Meeting (“AGM”) of the Members of DCM Shriram Ltd. (“the Company”) will be held on Tuesday, 16<sup>th</sup> July 2024 at 10:30 A.M. through Video Conferencing (“VC”) / Other Audio-Visual Means (“OAVM”), to transact the following businesses:

## Ordinary Business:

1. To consider and adopt the following:
  - (a) the audited standalone financial statements of the Company for the financial year ended 31<sup>st</sup> March 2024, the reports of the Board of Directors and Auditors thereon; and
  - (b) the audited consolidated financial statements of the Company for the financial year ended 31<sup>st</sup> March 2024 and the report of the Auditors thereon.
2. To declare a final dividend of Rs.2.60 per equity share of face value of Rs.2/- each and to note the payment of interim dividend of Rs.4.00 per equity share of face value of Rs.2/- each already paid during the financial year 2023-24.
3. To appoint a Director in place of Mr. Aditya A. Shriram (DIN: 10157483), who retires by rotation and being eligible, offers himself for re-appointment.
4. To appoint a Director in place of Mr. Ajit S. Shriram (DIN: 00027918), who retires by rotation and being eligible, offers himself for re-appointment.

## Special Business:

5. To consider and, if thought fit, to pass the following Resolution as an Ordinary Resolution:
 

“RESOLVED THAT pursuant to the provisions of Section 148 and other applicable provisions, if any, of the Companies Act, 2013 (the “Act”) and the Companies (Audit and Auditors) Rules, 2014 (including any statutory modification(s) or re-enactment thereof) and any other applicable law for the time being in force, total remuneration of Rs.4.55 lakhs plus applicable taxes and out-of-pocket expenses, if any, payable/paid to M/s J.P. Sarda & Associates, Cost Accountants, Kota (FRN: 000289) and M/s Yogesh Gupta & Associates, Cost Accountants, New Delhi (FRN: 000373), i.e., the Cost Auditors appointed by the Board of Directors to conduct the audit of the cost accounting records of the Company for the financial year 2023-24, be and is hereby ratified and confirmed.

RESOLVED FURTHER THAT the Board of Directors, including a Committee thereof or any other of its delegate, be and are hereby authorized to do all such acts, deeds and things as may be deemed appropriate in this connection and to take all such steps as may be necessary, proper and expedient to give effect to this resolution.”
6. To consider and, if thought fit, to pass the following Resolution as a Special Resolution:
 

“RESOLVED THAT pursuant to the provisions of Section 152 and other applicable provisions of the Companies Act, 2013 (the ‘Act’), and Regulation 17(1A) and other applicable provisions of the Securities and Exchange Board of India (Listing Obligations and Disclosure Requirements) Regulations, 2015 (‘Listing Regulations’), (including any statutory modification(s) or re-enactment thereof) and any other applicable law for the time being in force, and based on the recommendations of the Nomination, Remuneration and Compensation Committee and the Board of Directors, approval of the Members be and is hereby accorded to appoint Mr. Pradeep Dinodia (DIN: 00027995), who would attain the age of 75 years on 2<sup>nd</sup> December 2028 and in respect of whom the Company has received a notice in writing under Section 160 of the Act, as a Non-Executive Non-Independent Director of the Company liable to retire by rotation, effective from the conclusion of the 35<sup>th</sup> Annual General Meeting of the Company, on such remuneration including fees and commission, as may be approved by the Board of Directors or its Committee from time to time, within the limits prescribed under the Act or any other applicable law.

RESOLVED FURTHER THAT the Board of Directors, including a Committee thereof or any other of its delegate, be and are hereby authorized to do all such acts, deeds and things as may be deemed appropriate in this connection and to take all such steps as may be necessary, proper and expedient to give effect to this resolution.”
7. To consider and, if thought fit, to pass the following Resolution as a Special Resolution:
 

“RESOLVED THAT pursuant to the provisions of Sections 149, 152 read with Schedule IV and other applicable provisions of the Companies Act, 2013 (the ‘Act’), and the Companies (Appointment and Qualifications of Directors) Rules, 2014 (including any statutory modification(s) or re-enactment thereof), applicable provisions of the Securities and Exchange Board of India (Listing Obligations and Disclosure Requirements) Regulations, 2015 (‘Listing Regulations’), and any other applicable law for the time being in force, based on the recommendations of the Nomination, Remuneration and Compensation Committee and the Board of Directors, approval of the Members be and is hereby accorded to appoint Mr. Pranam Wahi (DIN: 00031914), who meets the criteria for independence as provided under Section 149(6) of the Act and Regulation 16(1)(b) of the Listing Regulations and who has submitted declaration to that effect, and in respect of whom the Company has received a notice in writing in terms of Section 160 of the Act, as an Independent Director of the Company not liable to retire by rotation, for a term of five consecutive years commencing from the conclusion of the 35<sup>th</sup> Annual General Meeting of the Company, i.e., from 16<sup>th</sup> July 2024 to 15<sup>th</sup> July 2029, on such remuneration including fees and commission, as may be approved by the Board of Directors or its Committee from time to time, within the limits prescribed under the Act or any other applicable law.

RESOLVED FURTHER THAT the Board of Directors, including a Committee thereof or any other of its delegate, be and are hereby authorized to do all such acts, deeds and things as may be deemed appropriate in this connection and to take all such steps as may be necessary, proper and expedient to give effect to this resolution.”

8. To consider and, if thought fit, to pass the following Resolution as a Special Resolution:

“RESOLVED THAT pursuant to the provisions of Sections 149, 152 read with Schedule IV and other applicable provisions of the Companies Act, 2013 (the ‘Act’), and the Companies (Appointment and Qualifications of Directors) Rules, 2014 (including any statutory modification(s) or re-enactment thereof), applicable provisions of the Securities and Exchange Board of India (Listing Obligations and Disclosure Requirements) Regulations, 2015 (‘Listing Regulations’), and any other applicable law for the time being in force, based on the recommendations of the Nomination, Remuneration and Compensation Committee and the Board of Directors, approval of the Members be and is hereby accorded to appoint Ms. Seema Bahuguna (DIN: 09527493), who meets the criteria for independence as provided under Section 149(6) of the Act and Regulation 16(1)(b) of the Listing Regulations and who has submitted declaration to that effect, and in respect of whom the Company has received a notice in writing in terms of Section 160 of the Act, as an Independent Director of the Company not liable to retire by rotation, for a term of five consecutive years commencing from the conclusion of the 35<sup>th</sup> Annual General Meeting of the Company, i.e., from 16<sup>th</sup> July 2024 to 15<sup>th</sup> July 2029, on such remuneration including fees and commission, as may be approved by the Board of Directors or its Committee from time to time, within the limits prescribed under the Act or any other applicable law.

RESOLVED FURTHER THAT the Board of Directors, including a Committee thereof or any other of its delegate, be and are hereby authorized to do all such acts, deeds and things as may be deemed appropriate in this connection and to take all such steps as may be necessary, proper and expedient to give effect to this resolution.”

9. To consider and, if thought fit, to pass the following Resolution as a Special Resolution:

“RESOLVED THAT pursuant to the provisions of Sections 149, 152 read with Schedule IV and other applicable provisions of the Companies Act, 2013 (the ‘Act’), and the Companies (Appointment and Qualifications of Directors) Rules, 2014 (including any statutory modification(s) or re-enactment thereof), applicable provisions of the Securities and Exchange Board of India (Listing Obligations and Disclosure Requirements) Regulations, 2015 (‘Listing Regulations’), and any other applicable law for the time being in force, based on the recommendations of the Nomination, Remuneration and Compensation Committee and the Board of Directors, approval of the Members be and is hereby accorded to appoint Dr. Simrit Kaur (DIN: 10628625), who meets the criteria for independence as provided under Section 149(6) of the Act and Regulation 16(1)(b) of the Listing Regulations and who has submitted declaration to that effect, and in respect of whom the Company has received a notice in writing in terms of Section 160 of the Act, as an Independent Director of the Company not liable to retire by rotation, for a term of five consecutive years commencing from the conclusion of the 35<sup>th</sup> Annual General Meeting of the Company, i.e., from 16<sup>th</sup> July 2024 to 15<sup>th</sup> July 2029, on such remuneration including fees and commission, as may be approved by the Board of Directors or its Committee from time to time, within the limits prescribed under the Act or any other applicable law.

RESOLVED FURTHER THAT the Board of Directors, including a Committee thereof or any other of its delegate, be and are hereby authorized to do all such acts, deeds and things as may be deemed appropriate in this connection and to take all such steps as may be necessary, proper and expedient to give effect to this resolution.”

10. To consider and, if thought fit, to pass the following Resolution as a Special Resolution:

“RESOLVED THAT pursuant to the provisions of Sections 149, 152 read with Schedule IV and other applicable provisions of the Companies Act, 2013 (the ‘Act’), and the Companies (Appointment and Qualifications of Directors) Rules, 2014 (including any statutory modification(s) or re-enactment thereof), applicable provisions of the Securities and Exchange Board of India (Listing Obligations and Disclosure Requirements) Regulations, 2015 (‘Listing Regulations’), and any other applicable law for the time being in force, based on the recommendations of the Nomination, Remuneration and Compensation Committee and the Board of Directors, approval of the Members be and is hereby accorded to appoint Mr. Vipin Sondhi (DIN: 00327400) who meets the criteria for independence as provided under Section 149(6) of the Act and Regulation 16(1)(b) of the Listing Regulations and who has submitted declaration to that effect, and in respect of whom the Company has received a notice in writing in terms of Section 160 of the Act, as an Independent Director of the Company not liable to retire by rotation, for a term of five consecutive years commencing from the conclusion of the 35<sup>th</sup> Annual General Meeting of the Company, from 16<sup>th</sup> July 2024 to 15<sup>th</sup> July 2029, on such remuneration including fees and commission, as may be approved by the Board of Directors or its Committee from time to time, within the limits prescribed under the Act or any other applicable law.

RESOLVED FURTHER THAT the Board of Directors, including a Committee thereof or any other of its delegate, be and are hereby authorized to do all such acts, deeds and things as may be deemed appropriate in this connection and to take all such steps as may be necessary, proper and expedient to give effect to this resolution.”

11. To consider and, if thought fit, to pass the following Resolution as an Ordinary Resolution:

“RESOLVED THAT pursuant to the provisions of Section 188(1)(f) and other applicable provisions of the Companies Act, 2013 read with Companies (Meeting of Board and its Powers) Rules, 2014 and any other Rules made thereunder (including any statutory modification(s) or re-enactment thereof, for the time being in force), consent of the Members be and is hereby accorded to the revision w.e.f. 1<sup>st</sup> April 2024, of the maximum limit of remuneration for Mr. Anand A. Shriram, relative of Mr. Ajay S. Shriram, Chairman and Senior Managing Director and Mr. Aditya A. Shriram, Deputy Managing Director, to an amount not exceeding Rs. 25 Lakhs per month including salary, perquisites (evaluated as per Income Tax Rules, wherever applicable, and at actual cost to the Company in other cases), ex-gratia/rewards and all other benefits as applicable to officers in his cadre.

RESOLVED FURTHER THAT the Board of Directors or a Committee thereof is authorised to fix his remuneration from time to time within the aforesaid maximum limit, including promoting him to a higher cadre and/or changing his designation, as considered suitable, without requiring any further resolution, consent or reference to the Members.

RESOLVED FURTHER THAT the Board of Directors, including a Committee thereof or any other of its delegate, be and are hereby authorized to do all such acts, deeds and things as may be deemed appropriate in this connection and to take all such steps as may be necessary, proper and expedient to give effect to this resolution."

12. To consider and, if thought fit, to pass the following Resolution as an Ordinary Resolution:

"RESOLVED THAT pursuant to the provisions of Section 188(1)(f) and other applicable provisions of the Companies Act, 2013 read with Companies (Meeting of Board and its Powers) Rules, 2014 and any other Rules made thereunder (including any statutory modification(s) or re-enactment thereof, for the time being in force), consent of the Members be and is hereby accorded to the revision w.e.f. 1<sup>st</sup> April 2024, of the maximum limit of remuneration for Mr. Pranav V. Shriram, relative of Mr. Vikram S. Shriram, Vice Chairman and Managing Director of the Company, to an amount not exceeding Rs. 15 Lakhs per month including salary, perquisites (evaluated as per Income Tax Rules, wherever applicable, and at actual cost to the Company in other cases), ex-gratia/rewards and all other benefits as applicable to officers in his cadre.

RESOLVED FURTHER THAT the Board of Directors or a Committee thereof is authorised to fix his remuneration from time to time within the aforesaid maximum limit, including promoting him to a higher cadre and/or changing his designation, as considered suitable, without requiring any further resolution, consent or reference to the Members.

RESOLVED FURTHER THAT the Board of Directors, including a Committee thereof or any other of its delegate, be and are hereby authorized to do all such acts, deeds and things as may be deemed appropriate in this connection and to take all such steps as may be necessary, proper and expedient to give effect to this resolution."

13. To consider and, if thought fit, to pass the following Resolution as an Ordinary Resolution:

"RESOLVED THAT pursuant to the provisions of Section 188(1)(f) and other applicable provisions of the Companies Act, 2013 read with Companies (Meeting of Board and its Powers) Rules, 2014 and any other Rules made thereunder (including any statutory modification(s) or re-enactment thereof, for the time being in force), consent of the Members be and is hereby accorded to the revision w.e.f. 1<sup>st</sup> April 2024, of the maximum limit of remuneration for Mr. Varun A. Shriram, relative of Mr. Ajit S. Shriram, Joint Managing Director of the Company, to an amount not exceeding Rs.10 Lakhs per month including salary, perquisites (evaluated as per Income Tax Rules, wherever applicable, and at actual cost to the Company in other cases), ex-gratia/rewards and all other benefits as applicable to officers in his cadre.

RESOLVED FURTHER THAT the Board of Directors or a Committee thereof is authorised to fix his remuneration from time to time within the aforesaid maximum limit, including promoting him to a higher cadre and/or changing his designation, as considered suitable, without requiring any further resolution, consent or reference to the Members.

RESOLVED FURTHER THAT the Board of Directors, including a Committee thereof or any other of its delegate, be and are hereby authorized to do all such acts, deeds and things as may be deemed appropriate in this connection and to take all such steps as may be necessary, proper and expedient to give effect to this resolution."

14. To consider and, if thought fit, to pass the following Resolution as an Ordinary Resolution:

"RESOLVED THAT pursuant to the provisions of Section 188(1)(f) and other applicable provisions of the Companies Act, 2013 read with Companies (Meeting of Board and its Powers) Rules, 2014 and any other Rules made thereunder (including any statutory modification(s) or re-enactment thereof, for the time being in force), consent of the Members be and is hereby accorded to the revision w.e.f. 1<sup>st</sup> April 2024, of the maximum limit of remuneration for Ms. Tara A. Shriram, relative of Mr. Ajit S. Shriram, Joint Managing Director of the Company, to an amount not exceeding Rs.4.25 Lakhs per month including salary, perquisites (evaluated as per Income Tax Rules, wherever applicable, and at actual cost to the Company in other cases), ex-gratia/rewards and all other benefits as applicable to officers in her cadre.

RESOLVED FURTHER THAT the Board of Directors or a Committee thereof is authorised to fix her remuneration from time to time within the aforesaid maximum limit, including promoting her to a higher cadre and/or changing her designation, as considered suitable, without requiring any further resolution, consent or reference to the Members.

RESOLVED FURTHER THAT the Board of Directors, including a Committee thereof or any other of its delegate, be and are hereby authorized to do all such acts, deeds and things as may be deemed appropriate in this connection and to take all such steps as may be necessary, proper and expedient to give effect to this resolution."

By Order of the Board

Place : New Delhi  
Date : 5<sup>th</sup> June, 2024

Swati Patil Lahiri  
Acting Company Secretary  
Membership No. : F7221



Notes:

1. Pursuant to the Circular Nos. 14/2020 dated 8<sup>th</sup> April 2020, Circular No. 17/2020 dated 13<sup>th</sup> April 2020, Circular No. 20/2020 dated 5<sup>th</sup> May 2020 and other applicable circulars including General Circular No. 09/2023 dated 25<sup>th</sup> September, 2023 issued by the Ministry of Corporate Affairs, Government of India (MCA) ("MCA Circulars"), the 35<sup>th</sup> Annual General Meeting ("AGM") is being held through video conferencing (VC) / other audio visual means (OAVM). Members are requested to attend and participate in this AGM through VC/OAVM. The deemed venue for this AGM shall be the Registered Office of the Company. Instructions for remote e-voting, joining the AGM and e-voting thereat are given in Note No. 20 onwards.
2. The relevant Explanatory Statement pursuant to Section 102 of the Companies Act, 2013 (the 'Act') is annexed hereto.
3. In compliance with the aforesaid MCA Circulars and SEBI Circular dated 7<sup>th</sup> October 2023, this Notice of 35<sup>th</sup> AGM including explanatory statement, notes and instructions for e-voting, along with the Annual Report for FY 2023-24, is being sent through electronic mode, only to those Members whose e-mail addresses are registered with the Company, Depositories or Registrar and Share Transfer Agent ('RTA'). The Notice and Annual Report will also be available on the website of the Company ([www.dcmshriram.com](http://www.dcmshriram.com)), on the websites of stock exchanges i.e. National Stock Exchange of India ([www.nseindia.com](http://www.nseindia.com)) and BSE Limited ([www.bseindia.com](http://www.bseindia.com)), on the website of NSDL ([www.evoting.nsdl.com](http://www.evoting.nsdl.com)) and also on the website of RTA at <https://www.mcsregistrars.com>.

Any Member requiring a hard copy of the Annual Report, may kindly send a request to the Company through email from their registered email id at [shares@dcmshriram.com](mailto:shares@dcmshriram.com) or a signed letter in original at the registered office of the Company.

4. Members, who are holding shares in physical form but their e-mail addresses are not registered with the Company/RTA, are requested to register their e-mail addresses at the earliest by sending to the Company/RTA, the scanned copy of a duly signed letter by the Member(s) mentioning their name, complete address, folio number, number of shares held, along with self-attested scanned copy of PAN Card and self-attested scanned copy of any one of Aadhaar Card, Driving License, Election Card, Passport, Utility Bill (not older than 3 months) or any other Government document in support of their proof of address, by email to [shares@dcmshriram.com](mailto:shares@dcmshriram.com) and/or [admin@mcsregistrars.com](mailto:admin@mcsregistrars.com) for the purpose of receiving the soft copies of Annual Report for FY 2023-24 and the Notice of 35<sup>th</sup> AGM. Members, who are holding shares in demat form can update their email addresses with their Depository Participant(s).
5. Since this AGM will be held through VC/OAVM, the facility for appointment of Proxies is not available and hence the Proxy Form and Attendance Slip are not annexed to this Notice. Further, being AGM through VC/OAVM, without the physical presence of Members at a common venue, the route map is also not annexed to this Notice.
6. Institutional shareholders (i.e. other than individuals, HUF, NRI etc.) are required to send legible scanned certified true copy (PDF/JPG Format) of the relevant Board Resolution, Power of Attorney or Authority Letter etc., duly signed with the attested specimen signature of the authorized signatory(ies) to vote, to the Scrutinizer by e-mail at [sanjaygrover7@gmail.com](mailto:sanjaygrover7@gmail.com), with a copy marked to [shares@dcmshriram.com](mailto:shares@dcmshriram.com) and [evoting@nsdl.com](mailto:evoting@nsdl.com). They can also upload their Board Resolution, Power of Attorney or Authority Letter etc. on the "e-voting" tab in their login.
7. Members attending the AGM through VC/OAVM shall be counted for the purpose of reckoning the quorum under Section 103 of the Act. In case of joint members attending the AGM, only such joint holder who is higher in the order of names, will be entitled to e-vote.
8. Members may note that the Board of Directors, in its meeting held on 6<sup>th</sup> May 2024 has, recommended final dividend of Rs. 2.60 per equity share of Rs. 2/- each, which is subject to approval of shareholders at the 35<sup>th</sup> AGM. The record date for the purpose of final dividend is 9<sup>th</sup> July 2024. The final dividend declared by the Members in this AGM, will be paid within 30 days from the date of AGM.
9. Members holding shares in physical form are requested to intimate any change in their Bank Mandate/National Electronic Clearing Service (NECS) details and/or update their PAN and Bank Account details through a request letter along with self-attested copy of PAN, original cancelled cheque with preprinted name of the Shareholder and bank-attested copy of passbook/statement showing name of the account holder to the RTA, alongwith ISR-1 and ISR-2, format(s) of which are appearing on the website of the Company at <https://www.dcmshriram.com/important-communication-for-shareholders>.  
Members holding shares in electronic form are requested to intimate any change in their Bank Mandate/NECS details, if any, to their respective Depository Participants (DPs).
10. Pursuant to the Finance Act, 2020, dividend income is taxable in the hands of shareholders with effect from 1<sup>st</sup> April 2020 and the Company is required to deduct tax at source from dividend paid to shareholders at the prescribed rates. The TDS rate may vary depending on the residential status of the shareholder and the documents submitted to the Company in accordance with the provisions of the Act. Please note that final dividend for FY 2023-24, which is subject to declaration by Members in this AGM, will be taxable in the hands of shareholders in FY 2024-25 (Assessment Year or AY 2025-26). Thus, all details and declarations furnished should pertain to FY 2024-25 (AY 2025-26). The rate of TDS for various categories of shareholders along with required documents to be furnished, are available at the website of the Company at <https://www.dcmshriram.com/important-communication-for-shareholders>. Kindly note that such documents, duly executed, are required to be sent to the Company/RTA, on or before 9<sup>th</sup> July 2024 in order to enable the Company to determine and deduct appropriate TDS/withholding tax.

Members may either send such documents through email at [shares@dcmshriram.com](mailto:shares@dcmshriram.com) / [admin@mcsregistrars.com](mailto:admin@mcsregistrars.com) or directly in original to the Company at its registered office (DCM Shriram Ltd., 2<sup>nd</sup> Floor (West Wing), Worldmark-1, Aerocity, New Delhi-110037) or RTA (MCS Share Transfer Agent Ltd., F-65, 1<sup>st</sup> Floor, Okhla Industrial Area, New Delhi-110020).

11. Important Communications & Awareness Material for Shareholders:

- a) SEBI encourages all shareholders to consider the inherent advantages of dematerialization and get their existing physical shareholding converted into demat mode. SEBI has also prohibited transfer of equity shares in physical mode. Therefore, all Members holding their shares in physical form are advised to dematerialize their shareholding at the earliest, by opening a demat account with any Depository Participant (DP) and submit the demat request to their DP.
- b) Members may please note that SEBI vide its Circular dated 25<sup>th</sup> January 2022, has mandated Listed Companies to issue securities in demat form only, while processing service requests such as issue of duplicate securities certificate; claim from unclaimed suspense account; renewal/exchange of securities certificate, endorsement, sub-division/splitting of securities certificate, consolidation of securities certificates/folios, transmission and transposition. Accordingly, Members are requested to make service requests by submitting a duly filled-in and signed Form ISR-4, along with relevant documents, the format(s) of which is available on the Company's website at <https://www.dcmshriram.com/important-communication-for-shareholders>.

- c) SEBI has mandated the Company/RTA to obtain copies of PAN Card, KYC Details, Bank Account Details, Nomination Form, etc. from all shareholders holding shares in physical form. Therefore, shareholders holding shares in physical form are requested to provide PAN, KYC and other details at the earliest in Form ISR-1, along with the supporting documents/details such as contact details including mobile number and email, self-attested copy of PAN card and address-proof of all holders, Nomination Form in SH-13 or 'Declaration to Opt-out' in Form ISR-3 and bank details along with original cancelled cheque and banker's attestation of specimen signature in Form ISR-2. Detailed instructions and specimen formats in this regard, are available on the investor section of the website of the Company at <https://www.dcmshriram.com/important-communication-for-shareholders>.

Please note that in case you are holding shares in physical form, you will be eligible to get any service request processed by the RTA only when your KYC details are updated. Further, w.e.f. 1<sup>st</sup> April, 2024, you will be eligible for dividend payments in electronic mode only when your KYC details are updated. Hence, please download, fill and send the requisite documents to the Company/RTA at the earliest.

- d) For demat account holders, SEBI has extended the last date for submission of 'choice of nomination' for demat accounts to June 30, 2024. Shareholders holding shares in demat mode, may use this facility.
- e) SEBI vide its circular dated July 31, 2023, has introduced a common Online Dispute Resolution Portal ("ODR Portal"), which harnesses online method for resolution, conciliation and arbitration for disputes arising in the Indian Securities Market. The ODR Portal allows investors with additional mechanism to resolve their grievances, in case they are not satisfied with the resolution provided by the Company/RTA and/or through SCORES Platform of SEBI ([scores.sebi.gov.in](https://scores.sebi.gov.in)). Web-link to access the said portal is <https://smartodr.in>. Detailed circulars in regard to this facility are available on the investor section of the website of the Company at <https://www.dcmshriram.com/important-communication-for-shareholders>.

12. In view of the provisions of Section 124 and other applicable provisions of the Companies Act, 2013 read with Investor Education and Protection Fund Authority (Accounting, Audit, Transfer and Refund) Rules, 2016 ("the Rules") as amended from time to time, the Company, during the FY 2023-24, has transferred the unpaid final dividend for the FY 2015-16 and unpaid 1<sup>st</sup> Interim dividend for the FY 2016-17 to the Investor Education and Protection Fund (IEPF). Consequently, the Company has also transferred 2<sup>nd</sup> Interim dividend of financial year 2016-17 to IEPF. The Company has uploaded the details of unpaid and unclaimed dividend amounts lying as on the date with the Company, on its website ([www.dcmshriram.com](http://www.dcmshriram.com)).

13. Members who have not yet encashed their Dividend Warrants/Cheques/DDs pertaining to final dividend of financial year 2016-17 onwards, are requested to write to the Company immediately and before 5<sup>th</sup> August 2024, as the said unclaimed dividends shall be transferred to IEPF on the completion of 7 years.

During the FY 2023-24, 89,462 Equity Shares in respect of which dividends of earlier years have not been paid or claimed by the Members for a period of seven consecutive years, have been transferred to the IEPF.

The above details are also uploaded on the website of the Company <https://www.dcmshriram.com/important-communication-for-shareholders> and IEPF authority i.e. [www.iepf.gov.in](http://www.iepf.gov.in). Members may also note that dividend, as well as shares transferred to IEPF can be claimed back as per the prescribed procedure.

14. Relevant documents referred to in the Annual Report, including AGM Notice and Explanatory Statement, are available for inspection through electronic mode, basis the request being sent on [shares@dcmshriram.com](mailto:shares@dcmshriram.com).
15. Members seeking any information with regard to the financial statements or any other matter to be placed at the AGM, are requested to write to the Company from their registered email address at [shares@dcmshriram.com](mailto:shares@dcmshriram.com), latest by 9<sup>th</sup> July 2024. Such questions shall be suitably taken up during the meeting or replied by the Company within 7 days from the date of AGM.
16. Members who would like to express their views or ask questions during the AGM may register themselves as speaker by sending their request from their registered email address at [shares@dcmshriram.com](mailto:shares@dcmshriram.com) on or before 9<sup>th</sup> July 2024, mentioning their name, DP & Client ID/Folio no, No. of shares, PAN and Mobile Number. Only those Members, who have registered themselves as speaker will be allowed to express their views/ask questions during the AGM. Company reserves the right to restrict the number of speakers or speaking time based on availability of time at the AGM.

17. Members can join the AGM in the VC/OAVM mode 15 minutes prior to the scheduled time of the AGM, by following the procedure mentioned hereinafter. The facility of participation at the AGM through VC/OAVM will be made available for 1000 members on first-come-first-serve basis. This will not include large shareholders (shareholders holding 2% or more shareholding), Promoters, Institutional Investors, Directors, Key Managerial Personnel, Auditors and the Chairperson of the Audit Committee, NRCC and Stakeholders Relationship Committee, who are allowed to attend the AGM without restriction of first-come-first-serve.
18. During the AGM, Members may access the scanned copy of (i) Register of Directors and Key Managerial Personnel and their shareholding maintained under Section 170 of the Act; (ii) Register of Contracts and Arrangements in which Directors are interested maintained under Section 189 of the Act; (iii) Certificate by the Secretarial Auditors of the Company on the implementation of the DCM Shriram Employee Stock Purchase Scheme as required under the SEBI (Share Based Employee Benefits and Sweat Equity) Regulations, 2021, and (iv) any other documents that may be relevant or as may be required, upon Log-in to NSDL e-voting system at <https://www.evoting.nsdl.com> under the heading "AGM Docs".
19. Details w.r.t. Appointment/Re-appointment of Directors  
The brief resume and other information as required under Regulation 36 of Listing Regulations and SS-2, in relation to appointment/re-appointment of Directors at the 35<sup>th</sup> AGM, is as under:

Name of the Director	Mr. Aditya A. Shriram	Mr. Ajit S. Shriram	Mr. Pranam Wahi	Ms. Seema Bahuguna	Dr. Simrit Kaur	Mr. Vipin Sondhi	Mr. Pradeep Dinodia
DIN	10157483	00027918	00031914	09527493	10628625	00327400	00027995
Date of Birth & Age	22.02.1982 (42 years)	03.10.1967 (56 years)	02.08.1958 (65 years)	14.09.1959 (64 years)	06.08.1963 (60 years)	27.04.1960 (64 years)	02.12.1953 (70 years)
Nationality	Indian	Indian	Indian	Indian	Indian	Indian	Indian
Date of first appointment on the Board	02.07.2023	02.05.2001	16.07.2024 (Proposed)				18.07.1994
Qualification	Degree in Engineering - Cornell University, USA; MBA - London Business School	B.Com.; MBA - IMD Switzerland; Owner / President Management Programme (OPM) - Harvard Business School, USA	Chartered Accountant	MA History - Delhi University; MSC Development Studies - University of Bath, UK; Retired IAS	BA (Economics) - Lady Shri Ram College; MA (Economics) - Delhi School of Economics; Ph.D. - Faculty of Management Studies	Alumnus of IIT Delhi and IIM Ahmedabad	B.A. Economics (Hons.) - St. Stephens' College; LL.B - Delhi University; Fellow Chartered Accountant
Experience	19 years	33 years	40 years	36 years	34 years	37 years	45 years
Expertise in Functional Areas	Strategy, Operations, Procurement, General Management and Business Development	General Management, Strategy, Finance, Digital Transformation and operations of Agri Businesses, Sugar and Chloro Vinyl Business	Finance, Banking, Audit, Project Financing, Transaction Advisory, Strategy and General Management	Corporate Governance, Human Resource Development, Management & Administration, Trade & Commerce, Promotion of Industry	Economics and Public Policy, Research, Management and Governance, Data Analysis and Econometrics, Agriculture and rural non-farm economy, Poverty and Food security, Climate Change, Economic Role of State; and Ownership, Competition and Firm Productivity.	Project Planning & Execution, Business Strategy, General Management, Human Resources & Succession Planning, Manufacturing, Technology.	Corporate Affairs, Law, Accounting and Direct Taxation

Name of the Director	Mr. Aditya A. Shriram	Mr. Ajit S. Shriram	Mr. Pranam Wahi	Ms. Seema Bahuguna	Dr. Simrit Kaur	Mr. Vipin Sondhi	Mr. Pradeep Dinodia
Directorship held in other Companies	Nil	<ul style="list-style-type: none"> <li>- DCM Shriram Credit &amp; Investments Ltd.</li> <li>- Shriram Bioseed Ventures Ltd.</li> <li>- Fenesta India Ltd.</li> <li>- Hariyali Kisaan Bazaar Ltd.</li> <li>- DCM Shriram Infrastructure Ltd.</li> <li>- DCM Shriram Foundation</li> <li>- Shridhar Shriram Foundation</li> <li>- DCM Shriram Prochem Ltd.</li> <li>- DCM Shriram Bio Enchem Limited</li> <li>- Shriram Agsmart Ltd.</li> <li>- SRCC Development Foundation</li> </ul>	<ul style="list-style-type: none"> <li>- Axis Bank Limited</li> </ul>	<ul style="list-style-type: none"> <li>- India International Bullion Exchange IFSC Limited</li> <li>- SMFG India Credit Company Limited</li> <li>- PTC India Financial Services Limited</li> </ul>	<ul style="list-style-type: none"> <li>- Indraprastha Gas Limited</li> </ul>	<ul style="list-style-type: none"> <li>- Triveni Turbine Limited</li> <li>- Blue Star Limited</li> <li>- Blue Star Climatech Limited</li> </ul>	<ul style="list-style-type: none"> <li>- Hero MotoCorp Limited</li> <li>- Shriram Pistons and Rings Limited</li> <li>- Hero Fincorp Limited</li> </ul>
Directorship held in listed entities (other than the Company)	-	-	1	1	1	2	2
Chairman / Member of Committee(s) of Board of Directors across all public companies	-	<p><i>DCM Shriram Ltd.</i></p> <p><u>Member</u></p> <ul style="list-style-type: none"> <li>- Corporate Social Responsibility Committee</li> <li>- Stakeholders Relationship Committee</li> <li>- Board Finance Committee</li> </ul>	<p><i>Axis Bank Limited</i></p> <p><u>Member</u></p> <ul style="list-style-type: none"> <li>- Risk Management Committee</li> <li>- Audit Committee of the Board</li> <li>- Acquisitions, Divestments and Mergers Committee</li> </ul>	<p><i>Indian International Bullion Exchange IFSC Limited</i></p> <p><u>Chairperson</u></p> <ul style="list-style-type: none"> <li>- Nomination, Remuneration Committee</li> <li>- Audit Committee</li> </ul> <p><u>Member</u></p> <ul style="list-style-type: none"> <li>- Risk Management Committee</li> <li>- Stakeholders Committee</li> </ul>	NIL	<p><i>Triveni Turbine Limited</i></p> <p><u>Chairman</u></p> <ul style="list-style-type: none"> <li>- Audit Committee</li> </ul> <p><u>Member</u></p> <ul style="list-style-type: none"> <li>- Nomination &amp; Remuneration Committee</li> </ul>	<p><i>DCM Shriram Ltd.</i></p> <p><u>Chairman</u></p> <ul style="list-style-type: none"> <li>- Audit Committee</li> <li>- Nomination &amp; Remuneration Committee</li> <li>- Stakeholders Relationship Committee</li> </ul> <p><i>Hero Fincorp Limited</i></p> <p><u>Chairman</u></p> <ul style="list-style-type: none"> <li>- Audit Committee</li> </ul>

Name of the Director	Mr. Aditya A. Shriram	Mr. Ajit S. Shriram	Mr. Pranam Wahi	Ms. Seema Bahuguna	Dr. Simrit Kaur	Mr. Vipin Sondhi	Mr. Pradeep Dinodia
			<p><i>Axis Bank Limited</i></p> <p><u>Member</u></p> <ul style="list-style-type: none"> <li>- Risk Management Committee</li> <li>- Audit Committee of the Board</li> <li>- Acquisitions, Divestments and Mergers Committee</li> </ul>	<p><i>SMFG India Credit Company Limited</i></p> <p><u>Member</u></p> <ul style="list-style-type: none"> <li>- Nomination, Remuneration Committee</li> <li>- Audit Committee</li> <li>- Corporate Social Responsibility Committee</li> <li>- Stakeholders Committee</li> </ul> <p><i>PTC India Financial Services Limited</i></p> <p><u>Chairperson</u></p> <ul style="list-style-type: none"> <li>- Nomination, Remuneration Committee</li> <li>- Corporate Social Responsibility Committee</li> </ul> <p><u>Member</u></p> <ul style="list-style-type: none"> <li>- Risk Management Committee</li> <li>- Stakeholders Committee</li> </ul>			<ul style="list-style-type: none"> <li>- Risk Management Committee</li> <li>- Nomination &amp; Remuneration Committee</li> <li>- Stakeholders Relationship Committee</li> </ul> <p><u>Member</u></p> <ul style="list-style-type: none"> <li>- Corporate Social Responsibility Committee</li> <li>- IT Strategy Committee.</li> </ul> <p><i>Hero Motocorp Limited</i></p> <p><u>Chairman</u></p> <ul style="list-style-type: none"> <li>- Risk Management Committee</li> <li>- Stakeholders Relationship Committee</li> </ul> <p><u>Member</u></p> <ul style="list-style-type: none"> <li>- Audit Committee</li> <li>- Nomination &amp; Remuneration Committee</li> <li>- Sustainability &amp; Corporate Social Responsibility Committee</li> <li>- Committee of Directors</li> </ul> <p><i>Shriram Pistons &amp; Rings Limited</i></p> <p><u>Chairman</u></p> <ul style="list-style-type: none"> <li>- Risk Management Committee</li> <li>- Corporate Social Responsibility Committee</li> </ul> <p><u>Member</u></p> <ul style="list-style-type: none"> <li>- Audit Committee</li> <li>- Nomination &amp; Remuneration Committee</li> <li>- Stakeholders Relationship Committee</li> </ul>

Name of the Director	Mr. Aditya A. Shriram	Mr. Ajit S. Shriram	Mr. Pranam Wahi	Ms. Seema Bahuguna	Dr. Simrit Kaur	Mr. Vipin Sondhi	Mr. Pradeep Dinodia
Names of Listed Companies in which Director resigned in past 3 years.	NIL	NIL	NIL	NIL	NIL	Ashok Leyland Limited - Resigned w.e.f 31.12.2021	NIL
Number of shares held in the Company	2,97,760 Equity Shares	5,95,580 Equity Shares	NIL	NIL	NIL	10,064 Equity Shares	29,270 Equity Shares
Last Drawn Remuneration (per annum)	Rs.201.88 lakhs	Rs.1,319.16 lakhs	Not Applicable				Rs.116.50 lakhs
Number of Board Meetings attended during the year	4/4	5/5	Not Applicable				5/5
Relationship with other Directors, and KMP	Son of Mr. Ajay S. Shriram	Brother of Mr. Ajay S. Shriram and Mr. Vikram S. Shriram	None				None
Terms & Conditions of Appointment / Reappointment and remuneration sought to be paid	Re-appointment due to retirement by rotation	Proposed appointment at the AGM, starting from conclusion of the 35 <sup>th</sup> AGM. Terms & conditions of their appointment including remuneration, are given in the respective resolution and explanatory statement of this notice.					

20. Instructions for remote e-voting, joining the AGM and e-voting thereat, are as follows:

**A. Voting through electronic means**


- In compliance with provisions of Section 108 of the Act read with Rule 20 of the Companies (Management and Administration) Rules, 2014, as amended and Regulation 44 of the Listing Regulations, the Company is pleased to provide the facility to its Members, to cast their votes on the Resolutions proposed in this AGM, by electronic voting system, from a place other than venue of the AGM ("remote-voting") arranged by National Securities Depository Limited (NSDL).
- The remote e-voting period shall commence on Saturday, 13<sup>th</sup> July 2024 (9.00 A.M. IST) and end on Monday, 15<sup>th</sup> July 2024 (5.00 P.M. IST). During this period, Members of the Company, holding shares in either physical form or in dematerialized form, as on the cut-off date i.e. 9<sup>th</sup> July 2024, may cast their votes by remote e-voting. The said remote e-voting module shall be disabled by NSDL for voting thereafter.
- Once the vote on a Resolution is cast by a Member, the Member shall not be allowed to change it subsequently.
- Those Members, who are attending/participating in the AGM through VC/OAVM facility and have not cast their vote(s) on the resolutions proposed through remote e-voting earlier and are otherwise not barred from doing so, shall be eligible to cast their vote during the AGM through e-voting system.  
However, Members who have already cast their vote through remote e-voting prior to the AGM, may attend and participate in the AGM through VC/OAVM means, but they shall not be entitled to vote again during the AGM through e-voting system
- The Board of Directors has appointed Mr. Kapil Dev Taneja (M. No.: F4019, CP No. 22944), Partner, M/s. Sanjay Grover & Associates, Company Secretaries failing him, Mr. Neeraj Arora (M. No.: F10781, CP No. 16186), Partner, M/s. Sanjay Grover & Associates, Company Secretaries, as Scrutinizer to scrutinize the remote e-voting and e-voting during the AGM in a fair and transparent manner and they have communicated their willingness to be appointed and be available for this purpose.
- The manner and process of remote e-voting are as under:

**Step 1: Access to NSDL e-voting system**

- Login method for e-voting and joining virtual meeting for Individual Shareholders holding securities in demat mode

In terms of SEBI circular dated 9<sup>th</sup> December 2020 on e-voting facility provided by Listed Companies, Individual Shareholders holding securities in demat mode are allowed to vote through their demat account maintained with Depositories / Depository Participants. Shareholders are advised to update their mobile number and email id in their demat accounts in order to access e-voting facility. Login method for Individual shareholders holding securities in demat mode is given below:



Type of shareholders	Login Method
<p>Individual Shareholders holding securities in demat mode with NSDL</p>	<ol style="list-style-type: none"> <li>Existing IDeAS user can visit the e-Services website of NSDL viz. <a href="https://eservices.nsd.com">https://eservices.nsd.com</a> either on a Personal Computer or on a mobile. On the e-Services home page click on the “Beneficial Owner” icon under “Login” which is available under 'IDeAS' section, this will prompt you to enter your existing User ID and Password. After successful authentication, you will be able to see e-voting services under Value added services. Click on “Access to e-voting” under e-voting services and you will be able to see e-voting page. Click on company name or e-voting service provider i.e. NSDL and you will be re-directed to e-voting website of NSDL for casting your vote during the remote e-voting period or joining virtual meeting and voting during the meeting.</li> <li>If you are not registered for IDeAS e-Services, option to register is available at <a href="https://eservices.nsd.com">https://eservices.nsd.com</a>. Select “Register Online for IDeAS Portal” or click at <a href="https://eservices.nsd.com/SecureWeb/IdeasDirectReg.jsp">https://eservices.nsd.com/SecureWeb/IdeasDirectReg.jsp</a></li> <li>Visit the e-voting website of NSDL. Open web browser by typing the following URL: <a href="https://www.evoting.nsd.com/">https://www.evoting.nsd.com/</a> either on a personal computer or on a mobile. Once the home page of e-voting system is launched, click on the icon “Login” which is available under 'Shareholder/Member' section. A new screen will open. You will have to enter your User ID (i.e. your sixteen digit demat account number held with NSDL), Password/OTP and a Verification Code as shown on the screen. After successful authentication, you will be redirected to NSDL Depository site wherein you can see e-voting page. Click on Company name or e-voting service provider i.e. NSDL and you will be redirected to e-voting website of NSDL for casting your vote during the remote e-voting period or joining virtual meeting and voting during the meeting.</li> <li>Shareholders/Members can also download NSDL Mobile App “NSDL Speede” facility by scanning the QR code mentioned below for seamless voting experience.</li> </ol> <div data-bbox="416 929 983 1185" style="text-align: center;"> <p><b>NSDL Mobile App is available on</b></p>  </div>
<p>Individual Shareholders holding securities in demat mode with CDSL</p>	<ol style="list-style-type: none"> <li>Users who have opted for CDSL Easi / Easiest facility, can login through their existing user id and password. Option will be made available to reach e-voting page without any further authentication. The users to login Easi / Easiest are requested to visit CDSL website <a href="http://www.cdslindia.com">www.cdslindia.com</a> and click on login icon &amp; New System Myeasi Tab and then use your existing Myeasi username &amp; password.</li> <li>After successful login the Easi / Easiest user will be able to see the e-voting option for eligible companies where the e-voting is in progress as per the information provided by company. On clicking the e-voting option, the user will be able to see e-voting page of the e-voting service provider for casting your vote during the remote e-voting period or joining virtual meeting &amp; voting during the meeting. Additionally, there are also links provided to access the system of all e-voting Service Providers, so that the user can visit the e-voting service providers' website directly.</li> <li>If the user is not registered for Easi / Easiest, option to register is available at CDSL website <a href="http://www.cdslindia.com">www.cdslindia.com</a>. Click on login &amp; New System Myeasi Tab and then click on registration option.</li> <li>Alternatively, the user can directly access e-voting page by providing Demat Account Number and PAN No. from e-voting link available on <a href="http://www.cdslindia.com">www.cdslindia.com</a> home page. The system will authenticate the user by sending OTP on registered Mobile &amp; Email as recorded in the Demat Account. After successful authentication, user will be able to see the e-voting option where the evoting is in progress and also be able to directly access the system of all e-voting Service Providers.</li> </ol>
<p>Individual Shareholders (holding securities in demat mode) login through their Depository Participants</p>	<p>You can also login using the login credentials of your demat account through your Depository Participant registered with NSDL/CDSL for e-voting facility. Upon logging in, you will be able to see e-voting option. Click on e-voting option, you will be redirected to NSDL/CDSL Depository site after successful authentication, wherein you can see e-Voting feature. Click on company name or e-voting service provider i.e. NSDL and you will be redirected to e-voting website of NSDL for casting your vote during the remote e-voting period or joining virtual meeting &amp; voting during the meeting.</p>

Important note: Members who are unable to retrieve User ID or Password, are advised to use Forgot User ID / Forgot Password option available at the abovementioned website(s).

Helpdesk for Individual Shareholders holding securities in demat mode for any technical issues related to login through Depository i.e. NSDL and CDSL shall be as under:

Login type	Helpdesk details
Individual Shareholders holding securities in demat mode with NSDL	Members facing any technical issue in login can contact NSDL helpdesk by sending a request at <a href="mailto:evoting@nsdl.com">evoting@nsdl.com</a> or call at 022-4886 7000
Individual Shareholders holding securities in demat mode with CDSL	Members facing any technical issue in login can contact CDSL helpdesk by sending a request at <a href="mailto:helpdesk.evoting@cdslindia.com">helpdesk.evoting@cdslindia.com</a> or contact at toll free no. 1800 22 55 33

B) Login method for e-voting and joining virtual meeting for shareholders other than Individual Shareholders holding securities in demat mode and Shareholders holding securities in physical mode

How to Log-in to NSDL e-voting website?

1. Visit the e-voting website of NSDL. Open web browser by typing the following URL: <https://www.evoting.nsdl.com/> either on a Personal Computer or on a mobile.
2. Once the home page of e-voting system is launched, click on the icon "Login" which is available under 'Shareholder/Member' section.
3. A new screen will open. You will have to enter your User ID, your Password/OTP and a Verification Code as shown on the screen.  
*Alternatively, if you are registered for NSDL eservices i.e. iDEAS, you can log-in at <https://eservices.nsdl.com/> with your existing iDEAS login. Once you log-in to NSDL eservices after using your log-in credentials, click on e-voting and you can proceed to Step 2 i.e. Cast your vote electronically.*
4. Your User ID details are given below :

Manner of holding shares i.e. Demat (NSDL or CDSL) or Physical	Your User ID is:
a) For Members who hold shares in demat account with NSDL.	8 Character DP ID followed by 8 Digit Client ID For example if your DP ID is IN300*** and Client ID is 12***** then your user ID is IN300***12*****.
b) For Members who hold shares in demat account with CDSL.	16 Digit Beneficiary ID For example if your Beneficiary ID is 12***** then your user ID is 12*****.
c) For Members holding shares in Physical Form.	EVEN Number followed by Folio Number registered with the Company For example if folio number is 001*** and EVEN is 101456 then user ID is 101456001***

5. Password details for shareholders other than Individual shareholders are given below:
  - a) If you are already registered for e-voting, then you can use your existing password to login and cast your vote.
  - b) If you are using NSDL e-voting system for the first time, you will need to retrieve the 'initial password' which was communicated to you. Once you retrieve your 'initial password', you need to enter the 'initial password' and the system will prompt you to change your password.
  - c) How to retrieve your 'initial password'?
    - (i) If your email ID is registered in your demat account or with the company, your 'initial password' is communicated to you on your email ID. Trace the email sent to you from NSDL from your mailbox. Open the email and open the attachment i.e. a .pdf file. The password to open the .pdf file is your 8 digit client ID for NSDL account, last 8 digits of client ID for CDSL account or folio number for shares held in physical form. The .pdf file contains your 'User ID' and your 'initial password'.
    - (ii) If your email ID is not registered, please follow steps mentioned below in process for those shareholders whose email ids are not registered.

6. If you are unable to retrieve or have not received the "Initial password" or have forgotten your password:
  - a) Click on "Forgot User Details/Password?" (If you are holding shares in your demat account with NSDL or CDSL) option available on [www.evoting.nsdl.com](http://www.evoting.nsdl.com).
  - b) "Physical User Reset Password?" (If you are holding shares in physical mode) option available on [www.evoting.nsdl.com](http://www.evoting.nsdl.com).
  - c) If you are still unable to get the password by aforesaid two options, you can send a request at [evoting@nsdl.com](mailto:evoting@nsdl.com) mentioning your demat account number/folio number, your PAN, your name and your registered address etc.
  - d) Members can also use the OTP (One Time Password) based login for casting the votes on the e-voting system of NSDL.
7. After entering your password, tick on Agree to "Terms and Conditions" by selecting on the check box.
8. Now, you will have to click on "Login" button.
9. After you click on the "Login" button, Home page of e-voting will open.

Step 2: Cast your vote electronically and join AGM on NSDL e-voting system.

How to cast your vote electronically and join AGM on NSDL e-voting system?

1. After successful login at Step 1, you will be able to see all the companies "EVEN" in which you are holding shares and whose voting cycle and General Meeting is in active status.
2. Select "EVEN" of DCM Shriram Limited for which you wish to cast your vote during the remote e-voting period or casting your vote during the General Meeting. For joining virtual meeting, you need to click on "VC/OAVM" link placed under "Join Meeting".
3. Now you are ready for e-voting as the Voting page opens.
4. Cast your vote by selecting appropriate options i.e. assent or dissent, verify/modify the number of shares for which you wish to cast your vote and click on "Submit" and also "Confirm" when prompted.
5. Upon confirmation, the message "Vote cast successfully" will be displayed.
6. You can also take the printout of the votes cast by you by clicking on the print option on the confirmation page.
7. Once you confirm your vote on the resolution, you will not be allowed to modify your vote.

General Guidelines for shareholders

1. Institutional shareholders (i.e. other than individuals, HUF, NRI etc.) are required to send legible scanned certified true copy (PDF/JPG Format) of the relevant Board Resolution/ Authority letter etc. duly signed with attested specimen signature of the duly authorized signatory(ies) who are authorized to vote, to the Scrutinizer by e-mail to [sanjaygrover7@gmail.com](mailto:sanjaygrover7@gmail.com) with a copy marked to [shares@dcmsriram.com](mailto:shares@dcmsriram.com) and [evoting@nsdl.com](mailto:evoting@nsdl.com). Institutional shareholders (i.e. other than individuals, HUF, NRI etc.) can also upload their Board Resolution / Power of Attorney / Authority Letter etc. by clicking on "Upload Board Resolution / Authority Letter" displayed under "e-voting" tab in their login.
2. It is strongly recommended not to share your password with any other person and take utmost care to keep your password confidential. Login to the e-voting website will be disabled upon five unsuccessful attempts to key in the correct password. In such an event, you will need to go through the "Forgot User Details/Password?" or "Physical User Reset Password?" option available on [www.evoting.nsdl.com](http://www.evoting.nsdl.com) to reset the password.
3. In case of any queries, you may refer the Frequently Asked Questions (FAQs) for Members and e-voting user manual for Members available at the download section of [www.evoting.nsdl.com](http://www.evoting.nsdl.com) or call on.: 022-4886 7000 or send a request to Ms. Pallavi Mhatre at [evoting@nsdl.com](mailto:evoting@nsdl.com) or contact Mr. Amarjit from RTA at 011-41406148 (E-mail: [admin@mcsregistrars.com](mailto:admin@mcsregistrars.com)) or Mr. Amit Mehra / Mr. Vipul Jain from the Company at 011-42100200 (E-mail: [shares@dcmsriram.com](mailto:shares@dcmsriram.com)). If you are already registered with NSDL for remote e-voting then you can use your existing user ID and password/PIN for casting your vote. If you forgot your password, you can reset your password by using "Forgot User Details/Password" option available on or contact NSDL at 022-4886 7000. The Individual Shareholders holding securities in demat mode, may follow steps mentioned in the Notice of the AGM under "Access to NSDL e-voting system".
4. You can also update your mobile number and e-mail id in the user profile details of the folio which may be used for sending future communication(s).
5. The voting rights of Members shall be in proportion to their shares of the paid up equity share capital of the Company as on the cut-off date i.e. 9<sup>th</sup> July 2024.

6. Any person, who acquires shares of the Company and becomes a Member of the Company after dispatch of the Notice and holding shares as on the cut-off date i.e. 9<sup>th</sup> July 2024, may obtain the login ID and password by sending a request at or RTA of the Company. The Individual Shareholders holding securities in demat mode, may follow steps mentioned in the Notice of the AGM under "Access to NSDL e-voting system".
7. A person, whose name is recorded in the Register of Members or in the Register of Beneficial Owners maintained by the depositories as on the cut-off date only shall be entitled to avail the facility of remote e-voting or e-voting at the AGM and a person who is not a Member as on the cut-off date i.e. 9<sup>th</sup> July 2024, should treat this Notice for information purposes only.

Process for those shareholders whose email ids are not registered with the depositories for procuring user id and password and registration of email ids for e-voting for the resolutions set out in this notice:

1. In case shares are held in physical mode please provide Folio No., Name of shareholder, scanned copy of the share certificate (front and back), PAN (self-attested scanned copy of PAN card), AADHAR (self-attested scanned copy of Aadhar Card) by email to [shares@dcmshriram.com](mailto:shares@dcmshriram.com).
2. In case shares are held in demat mode, please provide DPID-CLID (16 digit DPID + CLID or 16 digit beneficiary ID), Name, client master or copy of Consolidated Account statement, PAN (self-attested scanned copy of PAN card), AADHAR (self-attested scanned copy of Aadhar Card) to [shares@dcmshriram.com](mailto:shares@dcmshriram.com). If you are an Individual shareholders holding securities in demat mode, you are requested to refer to the login method explained at Step 1 (A) i.e. Login method for e-voting and joining virtual meeting for Individual shareholders holding securities in demat mode.
3. Alternatively, Members may send a request to [evoting@nsdl.com](mailto:evoting@nsdl.com) for procuring user id and password for e-voting by providing above mentioned documents.

**INSTRUCTIONS FOR MEMBERS FOR e-VOTING ON THE DAY OF AGM ARE AS UNDER:**

1. The procedure for e-voting on the day of the AGM is same as the instructions mentioned above for remote e-voting.
2. Only those Members, who will be present in the AGM through VC/OAVM facility and have not cast their vote on the Resolutions through remote e-voting and are otherwise not barred from doing so, shall be eligible to vote through e-voting system in the AGM.
3. Members who have voted through remote e-voting will be eligible to attend the AGM. However, they will not be eligible to vote again at the AGM.
4. The details of the person(s) who may be contacted for any grievances connected with the facility for e-voting on the day of the AGM, shall be same as mentioned for remote e-voting.

**INSTRUCTIONS FOR MEMBERS ATTENDING AGM THROUGH VC/OAVM ARE AS UNDER:**

1. Member will be provided with a facility to attend the AGM through VC/OAVM through the NSDL e-voting system. Members may access by following the steps mentioned above for Access to NSDL e-voting system. After successful login, you can see link of "VC/OAVM" placed under "Join meeting" menu against company name. You are requested to click on VC/OAVM link placed under Join Meeting menu. The link for VC/OAVM will be available in Shareholder / Member login where the EVEN of Company will be displayed. Please note that the Members who do not have the User ID and Password for e-voting or have forgotten the User ID and Password may retrieve the same by following the remote e-voting instructions mentioned in the Notice to avoid last minute rush.
2. Members are encouraged to join the Meeting through Laptops for better experience. Further Members are requested to allow Camera and use Internet with a good speed to avoid any disturbance during the meeting.
3. Please note that Participants Connecting from Mobile Devices or Tablets or through Laptop connecting via Mobile Hotspot may experience Audio/Video loss due to fluctuation in their respective network. It is therefore recommended to use Stable Wi-Fi or LAN Connection to mitigate any kind of aforesaid glitches.

**E-VOTING RESULT**

1. The Scrutinizer shall immediately after the conclusion of e-voting at the AGM, unblock the votes cast through remote e-voting and e-vote cast during AGM and will make, not later than two working days from the conclusion of the AGM, a consolidated Scrutinizer's Report of the total votes cast in favour and/or against, if any, and present the same to the Chairman or a person authorized by him in writing, who shall countersign the same and declare the result of the voting forthwith.
2. The Results declared along with the report of the Scrutinizer will be placed on the website of the Company [www.dcmshriram.com](http://www.dcmshriram.com) and on website of NSDL <https://www.evoting.nsdl.com> immediately after the declaration of result by the Chairman or a person authorized by him in writing. The results will also be immediately submitted to the National Stock Exchange of India Ltd. and BSE Limited.

## OTHER INSTRUCTIONS

Please note that:

- Login to e-voting website will be disabled upon five unsuccessful attempts to key-in the correct password. In such an event, you will need to go through 'Forgot Password' option available on the site to reset the same.
- Your login ID and password can be used by you exclusively for e-voting on the Resolutions placed by the companies in which you are a Shareholder.
- It is strongly recommended not to share your password with any other person and take utmost care to keep it confidential.

## EXPLANATORY STATEMENT

(Pursuant to Section 102 of the Companies Act, 2013)

### ITEM NO. 5

The Board of Directors (the "Board"), on the recommendation of the Audit Committee, has approved the appointment of M/s J.P. Sarda & Associates, Cost Accountants, Kota (FRN: 000289) and M/s Yogesh Gupta & Associates, Cost Accountants, New Delhi (FRN: 000373) to audit the cost records of the Company maintained across various segments on which Cost Audit Rules are applicable, for the financial year 2023-24, at a total remuneration of upto Rs.4.55 lakhs plus applicable taxes and out-of-pocket expenses. Out of Rs.4.55 lakhs, remuneration of M/s J.P. Sarda & Associates is Rs.3.15 lakhs and that of M/s Yogesh Gupta & Associates is Rs.1.40 lakhs.

In accordance with the provisions of Section 148 of the Companies Act, 2013 ("Act") read with Rule 14 of the Companies (Audit and Auditors) Rules, 2014, the remuneration payable / paid to the Cost Auditors is required to be ratified by the Members of the Company. Accordingly, ratification of the Members is sought for the aforesaid remuneration payable / paid to the Cost Auditors of the Company for the financial year 2023-24.

The Board recommends passing of the resolution set out at Item No.5 of the Notice as an Ordinary Resolution.

None of the Directors/Key Managerial Personnel of the Company/their relatives is/are, in any way, concerned or interested, financially or otherwise, in the said resolution.

### ITEM NO. 6

The second term of three Independent Directors of the Company, namely Mr. Pradeep Dinodia (DIN: 00027995), Mr. Sunil Kant Munjal (DIN: 00003902) and Mr. Vimal Bhandari (DIN: 00001318), shall conclude at the ensuing 35<sup>th</sup> Annual General Meeting ("AGM") of the Company.

Based on the recommendations of Nomination, Remuneration & Compensation Committee (NRCC), the Board of Directors ("Board") has recommended to the Members for their approval, appointment of Mr. Pradeep Dinodia (DIN: 00027995) as a Non-Executive Non-Independent Director of the Company, liable to retire by rotation, effective from the conclusion of the ensuing 35<sup>th</sup> AGM of the Company.

Mr. Pradeep Dinodia is a fellow member of the Institute of Chartered Accountants of India with over 45 years of experience. He is the Chairman & Managing Partner of Delhi-based Chartered Accountancy firm, M/s S.R. Dinodia & Co. LLP. He has expertise in the fields of taxation, governance, corporate affairs, law and accountancy. He has been effectively performing his duties and providing valuable guidance to the Company in key strategic matters from time to time. Given his rich experience and insights, his continued association would be highly beneficial to the Company. Therefore, the Board recommends his appointment as Non-Executive Non-Independent Director, for approval of the shareholders.

The Company has received the requisite disclosures and declarations from Mr. Pradeep Dinodia for his proposed appointment. The Company has also received a notice in writing under Section 160 of the Act, proposing his candidature for appointment as a Director. Mr. Pradeep Dinodia is not disqualified from being appointed as a Director in terms of Section 164 of the Act or by SEBI or any other authority. Further, he will attain the age of 75 years on 2<sup>nd</sup> December 2028. His brief resume and other details, as required under Regulation 36 of SEBI (Listing Obligations and Disclosure Requirements) Regulations, 2015 ("Listing Regulations") and Secretarial Standard on General Meetings (SS-2), are provided in the Notes.

The proposed appointment is in compliance with the applicable provisions of the Act and the Listing Regulations. Mr. Pradeep Dinodia shall be eligible for remuneration including fees and commission, as may be approved by the Board of Directors or its Committee from time to time, within the limits prescribed under the Act or any other applicable law.

The Board recommends passing of the resolution set out at Item No. 6 as a Special Resolution.

Except Mr. Pradeep Dinodia and his relatives, no other Director/Key Managerial Person(s) or their relatives is/are, in any way, concerned or interested, financially or otherwise, in the said Resolution.

### ITEM NO. 7, 8, 9 and 10

As brought out in the foregoing item of business and since the second term of three Independent Directors of the Company is concluding at the ensuing 35<sup>th</sup> AGM, the Company is required to appoint 4 (four) new Independent Directors on its Board.

Considering the desired skills, capabilities, diversity and time commitment required for this role, after evaluating potential candidates and based on the recommendation of NRCC, the Board has recommended to the Members for their approval, appointment of the following individuals as Independent Directors of the Company, to hold office for a term of five consecutive years from the conclusion of the 35<sup>th</sup> AGM, i.e., :

- Mr. Pranam Wahi - He is a Chartered Accountant by qualification and has over 40 years of Banking & Finance experience across various countries including India, UAE / GCC, Indonesia and Singapore. He began his career with HSBC in 1982. He joined DBS as CEO India in April 2004. He has worked as Managing Director and Head Global Transaction Banking - DBS Bank, Singapore, Managing Director & Head, Middle East, DBS Dubai Branch and Managing Director, Head Business Audit / Group Audit, DBS Bank, Singapore. His last position was Managing Director, Senior Risk Executive, DBS Indonesia, before retiring in 2023.
- Ms. Seema Bahuguna - She is an IAS (superannuated in September 2019). She has done MSC Development Studies from University of Bath, UK and MA History from Delhi University. She has over 36 years of experience in formulation, development and implementation of policies, strategies and programs at senior decision-making levels in the Central and State Governments. She has been associated with the commerce and industry sector for around 9 years at senior decision-making levels. As Special Secretary and Director Industries from 1997 to 2000, she was instrumental in formulation of Rajasthan Government's New Industrial Policy of 1998. She has been associated as Secretary DPE from 2016 to 2019. She played a crucial role in facilitating a paradigm shift in the policies for Central Public Sector Enterprises to enable them to face the challenges of a modern competitive global environment.
- Dr. Simrit Kaur - She is a Professor of Economics and Public Policy and the 15<sup>th</sup> Principal of Shri Ram College of Commerce, University of Delhi. Prior to this, Prof. Kaur was with the Faculty of Management Studies, University of Delhi, where she has been teaching 'The Economic Theory of a Firm', 'Macro Economics' and 'Public Policy Reforms' for long. She also guides research scholars in areas of Development Economics, Environmental Economics, Disinvestment and Mergers & Acquisitions.
- Mr. Vipin Sondhi - He is an alumnus of IIT Delhi and IIM Ahmedabad and is currently the Chairperson of the National Board for Quality Promotion, Quality Council of India, Chairperson of CII's (Confederation of Indian Industry), National Forum on Industry - Academia Partnership for R&D and Innovation, Chairperson of the CII Council for Green Mobility and a member of CII's National Council. He is also former Managing Director & Chief Executive Officer of Ashok Leyland, JCB India and Tecumseh India, prior to which he has worked with Tata Steel and Shriram Honda. Out of his 37 years of experience in Manufacturing and Engineering sector, 21 years have been as MD & CEO.

The Board is of the opinion that all of them are persons of integrity and that they fulfil the conditions specified under the Act and the Listing Regulations, for their appointment as Independent Directors in the Company. Their background, skills and experience are suitable, and their appointment will bring a fresh perspective and more diversity on the Board.

The Company has received the requisite disclosures and declarations from Mr. Pranam Wahi, Ms. Seema Bahuguna, Dr. Simrit Kaur and Mr. Vipin Sondhi for their proposed appointment as Independent Directors. The Company has also received notice(s) in writing under Section 160 of the Act, proposing their candidature for appointment as Director(s). None of them is disqualified from being appointed as a Director in terms of Section 164 of the Act or by SEBI or any other authority. Their brief resume and other details, as required under Regulation 36 of SEBI (Listing Obligations and Disclosure Requirements) Regulations, 2015 ("Listing Regulations") and Secretarial Standard on General Meetings (SS-2), are provided in the Notes.

The proposed appointment(s) are in compliance with the applicable provisions of the Act and the Listing Regulations. Mr. Pranam Wahi, Ms. Seema Bahuguna, Dr. Simrit Kaur and Mr. Vipin Sondhi shall be eligible for remuneration including fees and commission, as may be approved by the Board of Directors or its Committee from time to time, within the limits prescribed under the Act or any other applicable law.

The Board recommends passing of the resolution(s) set out at Item no. 7, 8, 9 and 10 as Special Resolution(s).

Save and except as aforesaid, no other Director/Key Managerial Person or their relatives is/are, in any way, concerned or interested, financially or otherwise, in the said Resolutions.

#### ITEM NO. 11

Mr. Anand A. Shriram holds Bachelor of Economics from Southern Methodist University, USA and Bachelor of Business Administration from Amity University, Noida. He has also done a Course in Business Development and IT Innovation from London School of Economics. He joined the organization in 2010 as an Officer, and started with extensive orientation and learning in the commercial functions at Kota. Subsequently, he handled responsibilities in the Plastics business, and made useful contribution. Thereafter, he joined the Shriram Farm Solutions (SFS) business of the Company in December 2017. Presently, he is the Sr. Vice President in SFS business.

After initially focusing on growth of Research Wheat, Hybrid Seeds Business and Business Development initiatives, he took over the responsibility of the entire Seeds Business at SFS in February 2019. He has been instrumental in delivering aspirational growth in the Seeds Business. Mr. Anand A. Shriram has specifically contributed towards strengthening Research & Development, building Strategic Alliances and creating a long-term vision for the business. Besides this, he has been playing an active role in scanning the Agri-tech space and new-age e-commerce start-ups.

The Members in their AGM held in 2021, had approved the fixation of maximum limit of remuneration for Mr. Anand A. Shriram upto an amount of Rs.12.50 lakhs per month. Within that limit, his actual remuneration is fixed from time to time by the NRCC and the Board.

The Board of Directors of the Company, on recommendation of NRCC, has consented to revise and fix the maximum limit of remuneration of Mr. Anand A. Shriram at Rs.25 lakhs per month, which will include salary, perquisites (evaluated as per Income Tax Rules, wherever applicable and at actual cost to the Company in other cases), ex-gratia / rewards, and all other benefits, as applicable to the officers in his cadre. Approval of the Members is therefore required for the same, under Section 188 of the Companies Act, 2013.



Members may kindly note, that Rs.25 lakhs per month will not be his actual gross monthly remuneration immediately, and it may take a few more years to reach the said limit, as NRCC decides the same from time to time, based on his annual performance evaluations going forward. The current resolution only proposes a maximum limit, for approval of shareholders. Once this limit is approved, the Company will approach the shareholders only when the gross monthly remuneration of Mr. Anand A. Shriram is likely to go beyond the maximum limit of Rs.25 lakhs per month, which may take a few more years.

The Board recommends passing of the resolution set out at Item No. 11 as Ordinary Resolution.

Except Mr. Ajay S. Shriram (father of Mr. Anand A. Shriram), Mr. Aditya A. Shriram (brother of Mr. Anand A. Shriram) and their relatives, no other Director/Key Managerial Person or their relatives is/are, in any way, concerned or interested, financially or otherwise, in the said Resolution.

#### ITEM NO. 12

Mr. Pranav V. Shriram holds a MSc in Innovation and Entrepreneurship from the University of Warwick, United Kingdom in 2016 and BSc in Business Management from Cardiff University, United Kingdom in 2015.

He joined the Company in 2016 as Management Trainee. He thereafter moved to the Fenesta business in 2018 after a successful stint as a member of the ASTRA team at the Corporate Office. His role in Fenesta business was that of a key member of the project team responsible for starting the Aluminium Operations.

Presently, he is the Joint Vice President and Chief Digital Officer - Fenesta business. In this role, he is working on Digital Transformation of Fenesta business, while exploring opportunities for simplification, automation and digitization of front end and back end processes. These initiatives are helping in increased volumes, improved customer satisfaction and optimized costs. He along with his team has successfully rolled out Knowledge Management Portal which is helping the sales team to improve their effectiveness on the field. The Digital Transformation Team has also implemented many other solutions such as Automated Workflow Systems, Plant Maintenance Module, Learning Management System, etc. apart from enhancing the effectiveness of already deployed IT solutions. The team is further working on taking up more initiatives including initiatives in the field of Artificial Intelligence and Machine Learning.

In addition, he is the Head of Key Corporate Business Accounts, where he is responsible for identifying, developing and growing relationships with the key corporate businesses.

The Members in their AGM held in 2021, had approved the fixation of maximum limit of remuneration for Mr. Pranav V. Shriram upto an amount of Rs.7.50 lakhs per month. Within that limit, his actual remuneration is fixed from time to time by the NRCC and the Board.

The Board of Directors of the Company, on recommendation of NRCC, has consented to revise and fix the maximum limit of remuneration of Mr. Pranav V. Shriram at Rs.15 lakhs per month, which will include salary, perquisites (evaluated as per Income Tax Rules, wherever applicable and at actual cost to the Company in other cases), ex-gratia / rewards, and all other benefits, as applicable to the officers in his cadre. Approval of the Members is therefore required for the same, under Section 188 of the Companies Act, 2013.

Members may kindly note, that Rs.15 lakhs per month will not be his actual gross monthly remuneration immediately, and it may take a few more years to reach the said limit, as NRCC decides the same from time to time, based on his annual performance evaluations going forward. The current resolution only proposes a maximum limit, for approval of shareholders. Once this limit is approved, the Company will approach the shareholders only when the gross monthly remuneration of Mr. Pranav V. Shriram is likely to go beyond the maximum limit of Rs.15 lakhs per month, which may take a few more years.

The Board recommends passing of the resolution set out at Item No. 12 as Ordinary Resolution.

Except Mr. Vikram S. Shriram (father of Mr. Pranav V. Shriram) and his relatives, no other Director/Key Managerial Person or their relatives is/are, in any way, concerned or interested, financially or otherwise, in the said Resolution.

#### ITEM NO. 13

Mr. Varun A. Shriram has completed his Bachelor's Degree in Quantitative Economics from Tufts University, Medford, MA in 2018 and was on the Dean's List with Latin Honours. He has also done a General Course (Study Abroad) in Economics from the London School of Economics and Political Science (LSE) in 2017.

During his education, he interned at Accenture in India as a Summer Associate, at ICRA as an Economic Intern and with The Boston Consulting Group (BCG). He also worked on various professional consulting and business development projects as part of his education at the Tufts University. Post his education, he worked as an External Consultant at The BCG for a period of 6 months, where he handled a variety of assignments.

He joined the organization in 2019 and is presently working as the Chief Strategy Officer in Sugar Business of the Company. In his role, he took various digitization initiatives, especially in Sugarcane value chain/Industry 4.0/Google suite usage. He is also deeply involved in many new initiatives in the business with the extensive use of Artificial Intelligence and Machine Learning; more particularly on smart factories. He has also been actively involved in the project of Ajbapur distillery and the setting up and operationalization of other distilleries. He also contributed immensely in conceptualizing the brands of country liquor and other activities of country liquor business.

Some of his recent achievements and accomplishments include fast tracking adoption of digital tools/Google suite by employees during COVID pandemic, setting up of call center (Suvidha Kendra) in Loni Sugar Unit and its operationalization, Launch of e-Suvidha app for farmers and its popularization, evaluation and firming up of new projects viz. Grain based distillery, Sulphate of Potash and developing SOPs for preservation of molasses along with various team members.

The Members in their AGM held in 2022, had approved the fixation of maximum limit of remuneration for Mr. Varun A. Shriram upto an amount of Rs.5.00 lakhs per month. Within that limit, his actual remuneration is fixed from time to time by the NRCC and the Board.

The Board of Directors of the Company, on recommendation of NRCC, has consented to revise and fix the maximum limit of remuneration of Mr. Varun A. Shriram at Rs.10 lakhs per month, which will include salary, perquisites (evaluated as per Income Tax Rules, wherever applicable and at actual cost to the Company in other cases), ex-gratia / rewards, and all other benefits, as applicable to the officers in his cadre. Approval of the Members is therefore required under Section 188 of the Companies Act, 2013.

Members may kindly note, that amount of Rs. 10 lakhs per month will not be his actual gross monthly remuneration immediately, and it may take a few more years to reach the said limit, as NRCC decides the same from time to time, based on his annual performance evaluations going forward. The current resolution only proposes a maximum limit, for approval of shareholders. Once this limit is approved, the Company will approach the shareholders, only when the gross monthly remuneration of Mr. Varun A. Shriram is likely to go beyond the maximum limit of Rs. 10 lakhs per month, which may take a few more years.

The Board recommends passing of the resolution set out at Item No. 13 as Ordinary Resolution.

Except Mr. Ajit S. Shriram (father of Mr. Varun A. Shriram) and his relatives, no other Director/Key Managerial Person or their relatives is/are, in any way, concerned or interested, financially or otherwise, in the said Resolution.

#### ITEM NO. 14

Ms. Tara A. Shriram is a graduate from Wesleyan University, with a B.A in Psychology and Data Analysis. She joined the organization in 2022 and is presently working as Manager in the CSR function.

Following her education, she volunteered at Nai Disha Free Education Society, providing additional tutoring to children during the COVID-19 pandemic. She also worked with an independent counsellor and research assistant at Kankan Counselling. In this role, she aided in monitoring and evaluating the internal metrics of clients and contributed to a research study for GASVS Foundation, an NGO focused on mental health interventions in rural India.

Thereafter, she joined DCM Shriram as a Trainee in the CSR department. In her role in the Company's CSR function, she is responsible for monitoring evaluation of CSR programs, need assessment, impact assessment, coordination with third parties, coordination with business unit teams for MIS reporting.

She has played a key role in creating processes and systems towards the Monitoring & Evaluation journey of the CSR department. She has also supported the capacity building journey of CSR employees and the implementation partners. Along with this, the social media and IEC for DCM Shriram Foundation content creation is also supported by her.

The Board of Directors of the Company, on recommendation of NRCC, has consented to fix the maximum limit of remuneration of Ms. Tara A. Shriram at Rs.4.25 lakhs per month, which will include salary, perquisites (evaluated as per Income Tax Rules, wherever applicable and at actual cost to the Company in other cases), ex-gratia / rewards, and all other benefits, as applicable to the officers in her cadre. Approval of the Members is therefore required for the same, under Section 188 of the Companies Act, 2013.

Members may kindly note, that Rs.4.25 lakhs per month will not be her actual gross monthly remuneration immediately, and it may take a few more years to reach the said limit, as NRCC decides the same from time to time, based on her annual performance evaluations going forward. The current resolution only proposes a maximum limit, for approval of shareholders. Once this limit is approved, the Company will approach the shareholders only when the gross monthly remuneration of Ms. Tara A. Shriram is likely to go beyond the maximum limit of Rs. 4.25 lakhs per month, which may take a few more years.

The Board recommends passing of the resolution set out at Item No. 14 as Ordinary Resolution.

Except Mr. Ajit S. Shriram (father of Ms. Tara A. Shriram) and his relatives, no other Director/Key Managerial Person or their relatives is/are, in any way, concerned or interested, financially or otherwise, in the said Resolution.

By Order of the Board

Place : New Delhi  
Date : 5<sup>th</sup> June 2024

Swati Patil Lahiri  
Acting Company Secretary  
Membership No.: F7221



**DCM SHRIRAM**

**CHEMICALS**

Delivering Sustainable Solutions

# Delivering Sustainable Solutions

At DCM Shriram Chemicals we are focused on growing our business sustainably.

For this to happen, we need to live up to our responsibilities towards multiple stakeholders – From giving our customers competitive products, to offering employees a nurturing atmosphere. From driving growth and progress for the industry as a whole, to caring for the communities around us and the planet.

These responsibilities are the fuel that propel us to deliver sustainable solutions for everyone.



[www.dcmshriram.com](http://www.dcmshriram.com)



**DCM SHRIRAM CHEMICALS**  
A Division of DCM Shriram Limited





# Summer Outside, Spring Inside. With Fenesta Windows.



Perfectly crafted profiles and expertly installed windows and doors improve overall sealing by providing superior insulation against outside heat and keep the rising temperature and energy cost well under control.

RANGE OF SOLUTIONS ▶ uPVC | Aluminium | Doors | Façades

Science@work

Prevents Dust Buildup	Sound Insulation	Keeps out Rain*	Thermal Insulation

**Fenesta**  
Better by Design

\*T&C Apply.

Servicing 900 Cities | Call: 1800 102 9880 (Toll Free) | WhatsApp: 74286 91568 | Email: response@fenesta.com | Visit: www.fenesta.com



**DCM SHRIRAM**

Growing with trust

**WE EARN  
TRUST.  
EVERYTHING  
FOLLOWS.**

*Growth is not the first reason for our existence. It is a by-product of trust. And that is what we at DCM Shriram have made the primary objective of our pursuit. Earned and nurtured over decades, it has become the bedrock of every business, every transaction and every interaction that we are partner to. It is an old-world value that has not just helped us emerge stronger in the past, but is constantly helping us prepare for the future. It is through winning trust of everyone we touch, that we have been able to diversify and succeed across verticals - manufacturing, agriculture, chemicals and consumer products. That we are poised to expand, grow and evolve, is also for the same reason. And even as we do, we know that what we are really growing in - and with - is trust.*



**DCM SHRIRAM LTD.**

**Agri-Rural Business | Chlor-Vinyl Business | Value Added Business**

Shriram Fertilisers & Chemicals • Shriram Alkali & Chemicals • DCM Shriram Sugar  
• Bioseed • Fenesta Building Systems • Shriram Cement

[www.dcmshriram.com](http://www.dcmshriram.com)



**DCM SHRIRAM**

**Growing with trust**

DCM Shriram Ltd. 2<sup>nd</sup> Floor (West Wing),  
Worldmark 1, Aerocity, New Delhi, India - 110037  
[www.dcmshriram.com](http://www.dcmshriram.com)