



February 11, 2025

To,
BSE Limited
Corporate Relationship Department
25th Floor, Phiroze Jeejeebhoy Towers
Dalal Street, Mumbai- 400001
Scrip Code: 543258

To
National Stock Exchange of India Limited
Exchange Plaza, Plot No. C-1, Block G,
Sandra Kurla Complex, Bandra (East)
Mumbai - 400051
NSE Symbol: INDIGOPNTS

Dear Sir/Madam,

Sub: Newspaper advertisement pertaining to the financial results of the Company for the quarter and nine months ended December 31, 2024.

Pursuant to Regulation 47 read with Regulation 33 of the SEBI (Listing Obligations and Disclosure Requirements) Regulations, 2015, please find enclosed copies of the newspaper advertisement pertaining to extract of the consolidated and standalone unaudited financial results of the Company for the quarter and nine months ended December 31, 2024.

The advertisements were published today i.e. February 11, 2025 in the following Newspapers:

1. Financial Express, in English;
2. Loksatta, in Marathi

This will also be hosted on Company's website at <https://indigopaints.com/investors/meetings-announcements-2/>

You are requested to take note of the same.

Thanking you,

For Indigo Paints Limited

DAYEETA
SHRINIVAS
GOKHALE

Digitally signed by
DAYEETA SHRINIVAS
GOKHALE
Date: 2025.02.11
14:52:28 +05'30'

Dayeeta Gokhale
Company Secretary & Compliance Officer

Encl: Copies of newspaper publication





SHALIMAR PAINTS LIMITED

CIN : L24222HR1902PLC065611
 Regd. Office: Stainless Centre, 4th Floor, Plot No. 50, Sector 32 Gurgaon - 122001, Haryana
 Website: www.shalimarpaints.com
 Email: askus@shalimarpaints.com, Ph No. : +91 124 4616600

REGULATION 47 (1)(b) OF SEBI (LODR) REGULATIONS, 2015
EXTRACTS OF UNAUDITED STANDALONE AND CONSOLIDATED FINANCIAL RESULTS FOR THE QUARTER ENDED 31.12.2024


Sl. No.	Particulars	Standalone						Consolidated					
		Quarter ended		Year ended		Quarter ended		Year ended		Quarter ended		Year ended	
		31.12.2024	30.09.2024	31.12.2023	31.03.2024	31.12.2024	30.09.2024	31.12.2023	31.03.2024	31.12.2024	30.09.2024	31.12.2023	31.03.2024
1	Total Income from Operations	148.16	144.74	145.07	534.91	148.16	144.74	145.07	534.91				
2	EBITDA*	(14.49)	(11.43)	(5.33)	(45.97)	(14.49)	(11.44)	(5.33)	(46.05)				
3	Net Profit / (Loss) for the period (before Tax, Exceptional and/or Extraordinary items)	(23.98)	(19.60)	(11.51)	(73.79)	(23.98)	(19.62)	(11.54)	(73.85)				
4	Net Profit / (Loss) for the period before tax (after Exceptional and/or Extraordinary items)	(23.98)	(19.60)	(11.51)	(73.79)	(23.98)	(19.62)	(11.54)	(73.85)				
5	Net Profit / (Loss) for the period after tax (after Exceptional and/or Extraordinary items)	(23.98)	(19.60)	(11.51)	(73.79)	(23.98)	(19.62)	(11.54)	(73.85)				
6	Total Comprehensive Income for the period (Comprising Profit / (Loss) for the period (after tax) and other Comprehensive Income (after tax))	(23.61)	(19.35)	(11.25)	(73.69)	(23.61)	(19.37)	(11.26)	(73.79)				
7	Paid-up Equity Share Capital (Face Value of Rs. 2/- each)	16.74	16.74	16.74	16.74	16.74	16.74	16.74	16.74				
8	Other Equity				360.62				376.44				
9	Earnings Per Share (Face Value of Rs. 2/- each) (for continuing and discontinued operations):												
	Basic	(2.96)	(2.34)	(1.40)	(8.61)	(2.96)	(2.34)	(1.40)	(8.65)				
	Diluted*	(2.80)	(2.34)	(1.40)	(8.51)	(2.80)	(2.34)	(1.40)	(8.52)				

* Anti-dilutive
 EBITDA*: Earning before Interest, Tax and Depreciation & Amortisation

Notes:
 1. The above is an extract of the detailed format of Quarterly Financial Results for the quarter ended December 31, 2024, filed with the Stock Exchanges under Regulation 33 of the SEBI (Listing Obligations and Disclosure Requirements) Regulations, 2015. The full format of the Quarterly Financial Results for the quarter ended December 31, 2024, is available on the website of Stock Exchanges at (www.bseindia.com / www.nseindia.com) as well as on the Company's Website at (www.shalimarpaints.com).
 2. The above unaudited financial results have been reviewed by the Audit Committee and approved by the Board of Directors at their respective meetings held on February 10, 2025. Limited Review of these results in accordance with Regulation 33 of SEBI (LODR) Regulations, 2015 has been carried out by the Statutory Auditors.

For and on behalf of the Board
 C Venugopal
 COO & Whole-time Director
 DIN: 0886707

Place: Mumbai
 Date: 10.02.2025



EUREKA FORBES LIMITED

CIN : L27310MH2008PLC188478
 Registered Office: B1/B2, 7th Floor, 701, Marathon Bnwa, Computer Kadam Marg, Lower Panel, Mumbai, Maharashtra - 400013, India.
 Phone No. : +91 22 4882 1700 | Fax No. : +91 22 4882 1701 | Website: www.eurekaforbes.com | Email: compliance@eurekaforbes.com

EXTRACT OF UNAUDITED STANDALONE AND CONSOLIDATED FINANCIAL RESULTS FOR THE QUARTER AND NINE MONTHS ENDED DECEMBER 31, 2024

Sl. No.	Particulars	STANDALONE						CONSOLIDATED					
		Quarter ended		Nine Months ended		Year ended		Quarter ended		Nine Months ended		Year ended	
		31.12.2024	30.09.2024	31.12.2023	31.12.2024	31.12.2023	31.03.2024	30.09.2024	31.12.2023	31.12.2024	31.12.2023	31.03.2024	31.03.2024
1	Total Income from operations	60,223.49	67,610.44	54,145.88	1,83,331.62	1,64,256.09	2,19,775.57	60,217.09	67,653.26	54,249.61	1,83,443.23	1,64,256.13	2,19,802.87
2	Net Profit/(Loss) for the period (before Tax, Exceptional and/or Extraordinary items)*	4,694.68	5,941.21	3,011.58	14,791.73	9,819.71	13,756.24	4,731.57	6,073.53	3,060.25	15,123.34	10,403.67	14,362.27
3	Net Profit/(Loss) for the period before Tax (after Exceptional and/or Extraordinary items)*	4,694.68	6,241.21	3,011.58	15,091.73	9,819.71	12,240.34	4,731.57	6,373.53	3,060.25	15,423.34	10,403.67	12,847.37
4	Net Profit/(Loss) for the period after tax (after Exceptional and/or Extraordinary items)*	3,482.22	4,667.37	2,264.23	11,253.47	7,020.12	9,156.86	3,503.36	4,774.45	2,297.32	11,493.37	7,426.91	9,564.97
5	Total Comprehensive Income for the period (Comprising Profit/(Loss) for the period (after tax) and other Comprehensive Income (after tax))	3,423.36	4,608.63	2,211.49	11,076.93	6,861.80	8,920.07	3,420.28	4,715.49	2,253.66	11,298.21	7,291.65	9,352.27
6	Equity Share Capital	19,347.92	19,347.92	19,347.92	19,347.92	19,347.92	19,347.92	19,347.92	19,347.92	19,347.92	19,347.92	19,347.92	19,347.92
7	Reserves (excluding Revaluation Reserve as shown in the Balance Sheet)	-	-	-	-	-	4,00,954.79	-	-	-	-	-	4,03,216.45
8	Earnings Per Share (of Rs. 10/- each) (for continuing and discontinued operations)-	1.80	2.41	1.17	5.62	3.63	4.73	1.81	2.47	1.19	5.94	3.64	4.94
	2. Diluted**	1.39	2.41	1.17	5.80	3.62	4.72	1.81	2.46	1.19	5.92	3.63	4.83

* Impact due to grant of Stock Options has been considered while arriving at the revised EPS.
 ** Exceptional and/or Extraordinary items adjusted in the Statement of Profit and Loss in accordance with Ind-AS Rules/AS Rules, whichever is applicable.

Notes:
 1. The Unaudited Standalone and Consolidated Financial Results for the Quarter and Nine Months ended December 31, 2024 have been reviewed and recommended by the Audit Committee and approved by the Board of Directors of the Company at their respective meetings held on February 10, 2025.
 2. The above is an extract of the detailed format of Unaudited Standalone and Consolidated Financial Results for the Quarter and Nine Months ended December 31, 2024, filed with Stock Exchanges under Regulation 33 of the Securities and Exchange Board of India (Listing Obligations and Disclosure Requirements) Regulations, 2015. The full format of the above Financial Results are available on the websites of Stock Exchanges (www.bseindia.com and www.nseindia.com) and Company's website at www.eurekaforbes.com. The same can be accessed on the Company's website by scanning the QR code provided below.

For Eureka Forbes Limited
 Sd/-
 Pratik Patil
 Managing Director & CEO
 DIN: 09551178

Place: Mumbai
 Date: February 10, 2025



TRACKN TECHNOLOGIES LIMITED

CIN: L72200KA2012PLC065294
 Regd. Office : No. L-248, 2nd Floor, 17th Cross, Sector 6, HSR Layout, Bengaluru, Karnataka, India, 560102
 Ph: +91 90360 90116, Email: investor.relations@tracxn.com, Website: www.tracxn.com

STATEMENT OF UNAUDITED FINANCIAL RESULTS FOR THE QUARTER AND NINE MONTHS ENDED DECEMBER 31, 2024

The Board of Directors of the Company, at their meeting held on February 10, 2025, approved the Unaudited Financial Results of the Company for the quarter and nine months ended December 31, 2024 ("Financial Results").


The full Financial Results along with the Limited Review Report, are available on the Stock Exchanges website at www.bseindia.com / www.nseindia.com and have also been posted on the Company's website at <https://w.tracxn.com/investor-relations/quarterly-results> which can be accessed by scanning the QR code given:



TRACKN TECHNOLOGIES LIMITED
 Sd/-
Neha Singh
 Managing Director & Chairperson
 (DIN: 05331824)

Place : Bengaluru
 Date : February 10, 2025

Notes: The above information is in accordance with Regulation 33 read with Regulation 47 (1) of the SEBI (Listing Obligations and Disclosure Requirements) Regulations, 2015.



ODIGMA CONSULTANCY SOLUTIONS LIMITED


(CIN: L72900G.2011PLC131548)
 Registered Office: 27th Floor, GIFT Tower Building, Block No. 56, Road #C, Zone-5, GIFT CITY, Gandhinagar - 382355
 Email: info@odigma.com, Tel: +91 79 6777 2200, Website: www.odigma.com

EXTRACT OF STATEMENT OF STANDALONE UNAUDITED FINANCIAL RESULTS FOR THE QUARTER AND NINE MONTHS ENDED DECEMBER 31, 2024

(Rupees in lakhs, except per share data and if otherwise stated)


Sl. No.	Particulars	STANDALONE		
		Quarter ended on	Nine Months ended on	Quarter ended on
		31.12.2024 (Unaudited)	31.12.2024 (Unaudited)	31.12.2023 (Audited)
	Total Income	1,019.90	3,216.88	958.19
	Net Profit / (Loss) for the period: year before Tax	18.59	39.81	87.07
	Net Profit / (Loss) for the period: year after tax of continuing operations	13.51	29.79	64.14
	Net Profit / (Loss) for the period: year after tax of discontinued operations	-	-	-
	Total Comprehensive Income for the period/ year (comprising Profit / (Loss) for the period/ year after tax and other comprehensive income after tax)	13.51	27.70	64.14
	Paid-up equity share capital (Face Value of the share Rs. 1/- Each)	312.58	312.58	312.58
	Reserves (excluding Revaluation Reserve as shown in the Balance Sheet of previous year)	-	-	-
	Earnings Per Share (Face Value of Rs. 1/- each) (not annualised)			
	Basic	0.04	0.10	0.21
	Diluted	0.04	0.10	0.21

Notes:
 1) The above financial results are reviewed and recommended by the Audit Committee and approved by the Board of Directors at its meeting held on February 10, 2025.
 2) The above is an extract of the detailed format of Financial Results filed with the Stock Exchanges under Regulation 33 of the SEBI (LODR) Regulations, 2015. The full format of financial results are available on the Stock Exchanges websites at www.bseindia.com and www.nseindia.com and on the Company website at www.odigma.com. The same can be accessed by scanning the QR Code provided below.



For Odigma Consultancy Solutions Limited
 Sd/-
Vishal Mehta
 Chairman
 DIN: 03095663

Date: February 10, 2025
 Place: Gandhinagar



INDIGO PAINTS LIMITED

Reg. Off., Indigo Tower, Street-5, Palod Farm-2, Baner Road, Pune, Maharashtra-411045 CIN : L24114PN2000PLC014669


Extract of unaudited consolidated and standalone financial results for the quarter and nine months ended December 31, 2024

(All amounts in rupees lakhs, unless otherwise stated)

Sl. No.	Particulars	Consolidated		
		Quarter Ended	Nine Months Ended	Year Ended
		Dec 31-2024 (unaudited)	Dec 31-2024 (unaudited)	Dec 31-2023 (Audited)
1.	Revenue from operations	34,261.73	35,376.75	95,311.48
2.	Net profit for the period before exceptional items*	4,504.84	5,007.17	11,126.92
3.	Net profit for the period before tax *	4,504.84	5,007.17	11,126.92
4.	Net profit for the period after tax *	3,584.85	3,755.23	8,476.00
5.	Total comprehensive income for the period	3,585.30	3,755.32	8,476.24
6.	Equity share capital	4,763.47	4,762.10	4,763.47
7.	Reserves excluding revaluation reserves as at Balance Sheet date			86,451.53
8.	Earnings Per Share (of INR 10/-each) (not annualised)			
	-Basic (Face Value of INR 10/-each)	7.56	7.82	17.82
	-Diluted (Face Value of INR 10/-each)	7.54	7.81	17.77

* There are no extraordinary items in any of the period disclosed above.

Notes:
 1. The above is an extract of the detailed format of unaudited financial results filed with the Stock Exchanges under Regulation 33 of the SEBI (Listing Obligation and Disclosure Requirements) Regulations, 2015. The full format of the unaudited financial result is available on the Stock Exchange websites. (URL: <https://www.bseindia.com> and <https://www.nseindia.com>) and also on the company's website (URL: <https://www.indigopaints.com>). The same can be accessed by scanning the QR code provided below.



For Indigo Paints Limited
 Sd/-
Hemant Jalan
 Chairman & Managing Director
 DIN : 00808942

Place : Pune
 Date : February 10, 2025

SINTERCOM INDIA LIMITED

CIN: L29299PN2007PLC129627
 Regd Office: Gat No. 127, AI Post Mangrul, Tal: Maval (Talegaon Dabhade), Pune-411057
 Website: www.sintercom.co.in Email: investor@sintercom.co.in

Extract of Unaudited Standalone Financial Results for the quarter and nine months ended December 31, 2024
 (Figures in ₹ 000 except per share data)

Sr. No.	Particulars	Quarter ended		Nine Months Ended		Year Ended
		Dec 31, 2024 (Unaudited)	Dec 31, 2023 (Unaudited)	Dec 31, 2024 (Unaudited)	Dec 31, 2023 (Unaudited)	
1.	Revenue from Operations	241,167	209,111	232,878	659,051	642,224
2.	Net Profit / (Loss) for the period (Before Tax and Exceptional Items)	6,038	2,833	5,845	11,583	12,733
3.	Net Profit / (Loss) for the period (After Exceptional Items)	6,038	2,833	5,845	11,583	12,733
4.	Net Profit / (Loss) for the period after Tax and Exceptional Items	4,178	1,223	3,983	6,193	6,816
5.	Total Comprehensive Income for the period	4,308	1,241	4,048	6,481	7,133
6.	Reserves (excluding Revaluation Reserve) as shown in the Audited Balance Sheet of the previous year.					653,291
7.	Paid up Equity Share Capital (Face Value of Rs. 10 each)	275,278	275,278	275,278	275,278	275,278
8.	Earnings Per Share (EPS) (Not annualised)					
(a) Basic	0.15	0.04	0.14	0.23	0.25	0.42
(b) Diluted	0.15	0.04	0.14	0.23	0.25	0.42

Notes:
 1. The above Financial results have been reviewed and recommended by the Audit Committee and approved by the Board of Directors in its meeting held on February 10th, 2025.
 2. The above is an extract of detailed format of Financial Results for quarter and Nine months ended December 31, 2024 filed with the stock exchange under Regulation 33 of the SEBI (Listing Obligations and Disclosures Requirements) Regulations, 2015. The full format of the Results along with notes thereto are available on the website of the NSE Limited at www.nseindia.com and the Company's website www.sintercom.co.in. The same can be accessed by scanning the QR Code provided below.

For and on Behalf of the Board of Directors
 Sintercom India Limited

Jignesh Raval **Pankaj Bhatnagar**
 Managing Director **Chief Financial Officer**
 DIN:01591000

माजी मंत्र्यांच्या मुलांचे कथित अपहरणनाट्य

खासगी विमानाने मुलांना परदेशात, विशाखापट्टणम विमानतळावर विमान उतरविले

लोकसत्ता प्रतिनिधी

पुणे : शिवसेनेचे (शि. ने.) परराज्यवादी अहमद आणि माजी मंत्र्यांच्या मुलांच्या कथित अपहरणावर सोमवारी सकाळी ११.३० वाजता, पुणे-मुंबई रेल्वे स्थानकावरून एका खासगी विमानाने मुलांना परदेशात उडवून देण्यात आल्याचे कथित आहे. या विमानात दोघांनी मुलांना सोबत घेऊन घेतले होते. याबाबतचे माहिती माजी मंत्र्यांच्या मुलांच्या वडनांना देण्यात आली आहे. याबाबतचे माहिती माजी मंत्र्यांच्या मुलांच्या वडनांना देण्यात आली आहे. याबाबतचे माहिती माजी मंत्र्यांच्या मुलांच्या वडनांना देण्यात आली आहे.

माजी मंत्र्यांच्या मुलांचे अपहरण झाल्याचा दुर्घटनेची सोमवारी दुपारी चारच्या सुमारास पोलीस निवेदन केल्या गेले. या प्रकरणी सिव्हाड रस्ता पोलीस ठाण्यात अपहरणाचा गुन्हा दाखल करण्यात आला. अपहरण तो खासगी विमानाने (चार्टर्ड प्लेन) केले आहे. त्याला परत आणण्याची प्रक्रिया सुरू करण्यात आली आहे. विमान उतरल्यानंतर याबाबतची अधिकारी पोलीस ठाण्यात उतरविले.

माजी मंत्र्यांच्या मुलांचे अपहरण झाल्याचा दुर्घटनेची सोमवारी दुपारी चारच्या सुमारास पोलीस निवेदन केल्या गेले. या प्रकरणी सिव्हाड रस्ता पोलीस ठाण्यात अपहरणाचा गुन्हा दाखल करण्यात आला. अपहरण तो खासगी विमानाने (चार्टर्ड प्लेन) केले आहे. त्याला परत आणण्याची प्रक्रिया सुरू करण्यात आली आहे. विमान उतरल्यानंतर याबाबतची अधिकारी पोलीस ठाण्यात उतरविले.

FORCE MOTORS LIMITED

CIN: L34102PN1958PLC011172
Regd. Office : Mumbai-Pune Road, Akurdi, Pune - 411 035, INDIA.

EXTRACT OF CONSOLIDATED UNAUDITED FINANCIAL RESULTS FOR THE QUARTER AND NINE MONTHS ENDED 31 DECEMBER 2024.

Sr. No.	Particulars	CONSOLIDATED ₹ (IN LAKHS)		
		Quarter ended 31 Dec. 2024 (Unaudited)	Nine Months ended 31 Dec. 2024 (Unaudited)	Quarter ended 31 Dec. 2023 (Unaudited)
1.	Total Income from Operations	1,88,949	5,71,572	1,69,169
2.	Net Profit before Tax and Exceptional Items	17,715	57,045	13,667
3.	Net Profit before Tax and after Exceptional Items	17,715	57,045	13,667
4.	Net Profit after Tax	11,534	36,612	8,544
5.	Total Comprehensive Income for the period [comprising Profit for the period (after tax) and Other Comprehensive Income (after tax)]	11,914	37,204	8,680
6.	Equity Share Capital	1,318	1,318	1,318
7.	Other Equity (as shown in the Audited Balance Sheet of the previous year)		2,24,196	
8.	Earnings Per Share (Face Value of ₹10/- per Share) Basic and Diluted (Earnings Per Share (Not annualised) (in ₹)	87.52	277.79	64.82

KEY STANDALONE FINANCIAL INFORMATION :

Sr. No.	Particulars	STANDALONE ₹ (IN LAKHS)		
		Quarter ended 31 Dec. 2024 (Unaudited)	Nine Months ended 31 Dec. 2024 (Unaudited)	Quarter ended 31 Dec. 2023 (Unaudited)
1.	Total Income from Operations	1,88,936	5,71,534	1,69,156
2.	Profit before Tax and Exceptional Items	17,183	57,456	14,594
3.	Profit before Tax and after Exceptional Items	17,183	57,456	14,594
4.	Net Profit after tax	11,006	37,033	9,474
5.	Total Comprehensive Income (after tax)	11,385	37,623	9,609

The above information has been extracted from the detailed Quarterly Financial Results, which have been reviewed by the Audit Committee, approved by the Board of Directors, subjected to a limited review by the Statutory Auditors and filed with the Stock Exchanges under Regulation 33 of the SEBI (Listing Obligations and Disclosures Requirements) Regulations, 2015. The full format of the Quarterly Financial Results are available on the Stock Exchanges website at www.bsindia.com, www.nseindia.com and on the Company's website at www.forcemotors.com. The same can be accessed by scanning the QR Code provided below.



'अभिज्ञान' च्या

कामगारांचे काम बंद

पुणे : अभिज्ञान कंपनीच्या गोवामात काम करणाऱ्या कामगारांनी सोमवारी काम बंद आंदोलन केले. अंभोजी आणि तिच्या कॅन्टावर काम करणारे ३ मॅन्युअलर केल्याचे वित्त कराराचे पालन न केल्याने कामगारांनी हा निश्चय घेतला. इमारत बांधण्याचे अर्थसूची आहे. याबाबतची माहिती देण्यात आली आहे. याबाबतची माहिती देण्यात आली आहे. याबाबतची माहिती देण्यात आली आहे.

पहाडी पोटांची तस्करी; दोघांना अटक



पुणे : वन्यजीव संरक्षण कायद्याचे उल्लंघन करून पहाडी पोटांची (अलेकझान्डीन रॉकेट) तस्करी केल्याकरिता दोघांना अटक केली. त्यांच्याकडून १६ पहाडी पोटांच्या तस्करी करणाऱ्या दोघांना अटक केली. त्यांच्याकडून १६ पहाडी पोटांच्या तस्करी करणाऱ्या दोघांना अटक केली. त्यांच्याकडून १६ पहाडी पोटांच्या तस्करी करणाऱ्या दोघांना अटक केली.

इंडिगो पेट्रोलिम्स

इंडिगो कार्यालय: इंडिगो टॉवर, मॅट्रॉ-५, प्लॉट ५२, बायपास रोड, पुणे
 मोबाईल: ९८२०९२५, सी.आय.ए.सी. प्लॉट ५२, इंडिगो टॉवर, मॅट्रॉ-५, प्लॉट ५२, बायपास रोड, पुणे

३१ डिसेंबर २०२४ रोजी संपल्या विमाही आणि नकसाही अखेरच्या अंदाजावरील वित्तीय निकषांचा अंदाज

अ. क्र.	विवरण	वित्तीय निकष			
		विमाही अंदाज	नकसाही अंदाज	वै. अंदाज	वै. अंदाज
१.	कार्यनिवृत्ती पुरवठा अंदाज	१,२३,५५,५५५	१,२३,५५,५५५	१,२३,५५,५५५	१,२३,५५,५५५
२.	कार्यालयीन निवृत्ती (अपेक्षित गॅरंटी)	१,२३,५५,५५५	१,२३,५५,५५५	१,२३,५५,५५५	१,२३,५५,५५५
३.	कार्यालयीन निवृत्ती (अपेक्षित गॅरंटी)	१,२३,५५,५५५	१,२३,५५,५५५	१,२३,५५,५५५	१,२३,५५,५५५
४.	कार्यालयीन निवृत्ती (अपेक्षित गॅरंटी)	१,२३,५५,५५५	१,२३,५५,५५५	१,२३,५५,५५५	१,२३,५५,५५५
५.	कार्यालयीन निवृत्ती (अपेक्षित गॅरंटी)	१,२३,५५,५५५	१,२३,५५,५५५	१,२३,५५,५५५	१,२३,५५,५५५
६.	कार्यालयीन निवृत्ती (अपेक्षित गॅरंटी)	१,२३,५५,५५५	१,२३,५५,५५५	१,२३,५५,५५५	१,२३,५५,५५५
७.	कार्यालयीन निवृत्ती (अपेक्षित गॅरंटी)	१,२३,५५,५५५	१,२३,५५,५५५	१,२३,५५,५५५	१,२३,५५,५५५
८.	कार्यालयीन निवृत्ती (अपेक्षित गॅरंटी)	१,२३,५५,५५५	१,२३,५५,५५५	१,२३,५५,५५५	१,२३,५५,५५५
९.	कार्यालयीन निवृत्ती (अपेक्षित गॅरंटी)	१,२३,५५,५५५	१,२३,५५,५५५	१,२३,५५,५५५	१,२३,५५,५५५
१०.	कार्यालयीन निवृत्ती (अपेक्षित गॅरंटी)	१,२३,५५,५५५	१,२३,५५,५५५	१,२३,५५,५५५	१,२३,५५,५५५
११.	कार्यालयीन निवृत्ती (अपेक्षित गॅरंटी)	१,२३,५५,५५५	१,२३,५५,५५५	१,२३,५५,५५५	१,२३,५५,५५५
१२.	कार्यालयीन निवृत्ती (अपेक्षित गॅरंटी)	१,२३,५५,५५५	१,२३,५५,५५५	१,२३,५५,५५५	१,२३,५५,५५५
१३.	कार्यालयीन निवृत्ती (अपेक्षित गॅरंटी)	१,२३,५५,५५५	१,२३,५५,५५५	१,२३,५५,५५५	१,२३,५५,५५५
१४.	कार्यालयीन निवृत्ती (अपेक्षित गॅरंटी)	१,२३,५५,५५५	१,२३,५५,५५५	१,२३,५५,५५५	१,२३,५५,५५५
१५.	कार्यालयीन निवृत्ती (अपेक्षित गॅरंटी)	१,२३,५५,५५५	१,२३,५५,५५५	१,२३,५५,५५५	१,२३,५५,५५५
१६.	कार्यालयीन निवृत्ती (अपेक्षित गॅरंटी)	१,२३,५५,५५५	१,२३,५५,५५५	१,२३,५५,५५५	१,२३,५५,५५५
१७.	कार्यालयीन निवृत्ती (अपेक्षित गॅरंटी)	१,२३,५५,५५५	१,२३,५५,५५५	१,२३,५५,५५५	१,२३,५५,५५५
१८.	कार्यालयीन निवृत्ती (अपेक्षित गॅरंटी)	१,२३,५५,५५५	१,२३,५५,५५५	१,२३,५५,५५५	१,२३,५५,५५५
१९.	कार्यालयीन निवृत्ती (अपेक्षित गॅरंटी)	१,२३,५५,५५५	१,२३,५५,५५५	१,२३,५५,५५५	१,२३,५५,५५५
२०.	कार्यालयीन निवृत्ती (अपेक्षित गॅरंटी)	१,२३,५५,५५५	१,२३,५५,५५५	१,२३,५५,५५५	१,२३,५५,५५५
२१.	कार्यालयीन निवृत्ती (अपेक्षित गॅरंटी)	१,२३,५५,५५५	१,२३,५५,५५५	१,२३,५५,५५५	१,२३,५५,५५५
२२.	कार्यालयीन निवृत्ती (अपेक्षित गॅरंटी)	१,२३,५५,५५५	१,२३,५५,५५५	१,२३,५५,५५५	१,२३,५५,५५५
२३.	कार्यालयीन निवृत्ती (अपेक्षित गॅरंटी)	१,२३,५५,५५५	१,२३,५५,५५५	१,२३,५५,५५५	१,२३,५५,५५५
२४.	कार्यालयीन निवृत्ती (अपेक्षित गॅरंटी)	१,२३,५५,५५५	१,२३,५५,५५५	१,२३,५५,५५५	१,२३,५५,५५५
२५.	कार्यालयीन निवृत्ती (अपेक्षित गॅरंटी)	१,२३,५५,५५५	१,२३,५५,५५५	१,२३,५५,५५५	१,२३,५५,५५५
२६.	कार्यालयीन निवृत्ती (अपेक्षित गॅरंटी)	१,२३,५५,५५५	१,२३,५५,५५५	१,२३,५५,५५५	१,२३,५५,५५५
२७.	कार्यालयीन निवृत्ती (अपेक्षित गॅरंटी)	१,२३,५५,५५५	१,२३,५५,५५५	१,२३,५५,५५५	१,२३,५५,५५५
२८.	कार्यालयीन निवृत्ती (अपेक्षित गॅरंटी)	१,२३,५५,५५५	१,२३,५५,५५५	१,२३,५५,५५५	१,२३,५५,५५५
२९.	कार्यालयीन निवृत्ती (अपेक्षित गॅरंटी)	१,२३,५५,५५५	१,२३,५५,५५५	१,२३,५५,५५५	१,२३,५५,५५५
३०.	कार्यालयीन निवृत्ती (अपेक्षित गॅरंटी)	१,२३,५५,५५५	१,२३,५५,५५५	१,२३,५५,५५५	१,२३,५५,५५५
३१.	कार्यालयीन निवृत्ती (अपेक्षित गॅरंटी)	१,२३,५५,५५५	१,२३,५५,५५५	१,२३,५५,५५५	१,२३,५५,५५५
३२.	कार्यालयीन निवृत्ती (अपेक्षित गॅरंटी)	१,२३,५५,५५५	१,२३,५५,५५५	१,२३,५५,५५५	१,२३,५५,५५५
३३.	कार्यालयीन निवृत्ती (अपेक्षित गॅरंटी)	१,२३,५५,५५५	१,२३,५५,५५५	१,२३,५५,५५५	१,२३,५५,५५५
३४.	कार्यालयीन निवृत्ती (अपेक्षित गॅरंटी)	१,२३,५५,५५५	१,२३,५५,५५५	१,२३,५५,५५५	१,२३,५५,५५५
३५.	कार्यालयीन निवृत्ती (अपेक्षित गॅरंटी)	१,२३,५५,५५५	१,२३,५५,५५५	१,२३,५५,५५५	१,२३,५५,५५५
३६.	कार्यालयीन निवृत्ती (अपेक्षित गॅरंटी)	१,२३,५५,५५५	१,२३,५५,५५५	१,२३,५५,५५५	१,२३,५५,५५५
३७.	कार्यालयीन निवृत्ती (अपेक्षित गॅरंटी)	१,२३,५५,५५५	१,२३,५५,५५५	१,२३,५५,५५५	१,२३,५५,५५५
३८.	कार्यालयीन निवृत्ती (अपेक्षित गॅरंटी)	१,२३,५५,५५५	१,२३,५५,५५५	१,२३,५५,५५५	१,२३,५५,५५५
३९.	कार्यालयीन निवृत्ती (अपेक्षित गॅरंटी)	१,२३,५५,५५५	१,२३,५५,५५५	१,२३,५५,५५५	१,२३,५५,५५५
४०.	कार्यालयीन निवृत्ती (अपेक्षित गॅरंटी)	१,२३,५५,५५५	१,२३,५५,५५५	१,२३,५५,५५५	१,२३,५५,५५५
४१.	कार्यालयीन निवृत्ती (अपेक्षित गॅरंटी)	१,२३,५५,५५५	१,२३,५५,५५५	१,२३,५५,५५५	१,२३,५५,५५५
४२.	कार्यालयीन निवृत्ती (अपेक्षित गॅरंटी)	१,२३,५५,५५५	१,२३,५५,५५५	१,२३,५५,५५५	१,२३,५५,५५५
४३.	कार्यालयीन निवृत्ती (अपेक्षित गॅरंटी)	१,२३,५५,५५५	१,२३,५५,५५५	१,२३,५५,५५५	१,२३,५५,५५५
४४.	कार्यालयीन निवृत्ती (अपेक्षित गॅरंटी)	१,२३,५५,५५५	१,२३,५५,५५५	१,२३,५५,५५५	१,२३,५५,५५५
४५.	कार्यालयीन निवृत्ती (अपेक्षित गॅरंटी)	१,२३,५५,५५५	१,२३,५५,५५५	१,२३,५५,५५५	१,२३,५५,५५५
४६.	कार्यालयीन निवृत्ती (अपेक्षित गॅरंटी)	१,२३,५५,५५५	१,२३,५५,५५५	१,२३,५५,५५५	१,२३,५५,५५५
४७.	कार्यालयीन निवृत्ती (अपेक्षित गॅरंटी)	१,२३,५५,५५५	१,२३,५५,५५५	१,२३,५५,५५५	१,२३,५५,५५५
४८.	कार्यालयीन निवृत्ती (अपेक्षित गॅरंटी)	१,२३,५५,५५५	१,२३,५५,५५५	१,२३,५५,५५५	१,२३,५५,५५५
४९.	कार्यालयीन निवृत्ती (अपेक्षित गॅरंटी)	१,२३,५५,५५५	१,२३,५५,५५५	१,२३,५५,५५५	१,२३,५५,५५५
५०.	कार्यालयीन निवृत्ती (अपेक्षित गॅरंटी)	१,२३,५५,५५५	१,२३,५५,५५५	१,२३,५	