

August 08, 2024

No. IFCI/CS/2024- 495	No. IFCI/CS/2024- 496
1. National Stock Exchange of India Limited Exchange Plaza Plot No. C/1, G Block, Bandra Kurla Complex, Bandra (East) Mumbai – 400 051	2. BSE Limited Department of Corporate Service Phiroze JeeJeebhoy Tower Dalai Street, Fort Mumbai — 400 001
<u>CODE:IFCI</u>	<u>CODE:500106</u>

Dear Sir/Madam,

Re: Outcome of the Board Meeting held on August 08, 2024.

The Board at its Meeting held on August 08, 2024, has inter-alia approved the Un-audited (standalone and consolidated) financial results of the Company for the quarter ended June 30, 2024. Pursuant to Regulation 33 of SEBI (Listing Obligations and Disclosure Requirements) Regulations, 2015, the same are enclosed herewith along with respective Limited Review Reports and other requisite annexures as **Annexure – I**.

Meeting of Board Commenced at 12:30 P.M. and concluded at 03:10 P.M.

This for information & records.

Thanking You

Yours faithfully
For IFCI Limited

 **(Priyanka Sharma)**
Company Secretary

Encl.: As above

आई एफ सी आई लिमिटेड
पंजीकृत कार्यालय:
आईएफसीआई टावर, 61 नेहरू प्लेस, नई दिल्ली - 110 019
दूरभाष: +91-11-4173 2000, 4179 2800
फैक्स: +91-11-2623 0201, 2648 8471
वेबसाइट: www.ifcilt.com
सीआईएन: L74899DL1993GOI053677

1948 से राष्ट्र के विकास में

IFCI Limited

Regd. Office:

IFCI Tower, 61 Nehru Place, New Delhi - 110 019
Phone: +91-4173 2000, 4179 2800
Fax: +91-11-2623 0201, 2648 8471
Website: www.ifcilt.com
CIN: L74899DL1993GOI053677

In Development of the Nation since 1948



STATEMENT OF UNAUDITED (STANDALONE) FINANCIAL RESULTS FOR THE QUARTER ENDED JUNE 30, 2024

(₹ in Crores)

Particulars	Standalone Results			
	Quarter ended 30/06/24 (Unaudited)	Quarter ended 31/03/24 (Audited)	Quarter ended 30/06/23 (Unaudited)	Year ended 31/03/24 (Audited)
1 Revenue from operations				
a) Interest Income	95.20	233.26	30.13	429.34
b) Dividend Income	1.54	35.35	24.99	113.10
c) Rental Income	8.74	12.23	9.94	42.74
d) Fees and commission Income	4.62	34.25	8.54	68.39
e) Net gain on fair value changes	12.28	67.80	3.01	186.54
Total Revenue from operations	122.38	382.89	76.61	840.11
i) Other Income	0.81	53.37	0.76	55.83
Total income	123.19	436.26	77.37	895.94
2 Expenses				
a) Finance costs	134.39	146.22	139.94	572.75
b) Foreign exchange loss	(0.34)	(1.93)	8.84	12.89
c) Impairment on financial instruments	(13.33)	(81.81)	52.05	(335.17)
d) Employee Benefits Expenses	20.16	24.85	26.43	91.61
e) Depreciation and Amortization	6.05	6.05	6.02	24.16
f) Others expenses	12.29	14.37	14.05	45.91
Total expenses	159.21	107.75	247.33	412.14
3 Profit/ (loss) before exceptional and tax (1-2)	(36.02)	328.51	(169.96)	483.80
4 Exceptional items	-	-	-	-
5 Profit/ (loss) before tax (3-4)	(36.02)	328.51	(169.96)	483.80
6 Tax expense				
a) Income tax	-	-	-	-
b) Taxation for earlier years	-	-	-	-
c) Deferred Tax (Net)	112.21	113.01	(8.99)	355.55
Total Tax expense [6(a) to 6(c)]	112.21	113.01	(8.99)	355.55
7 Profit/(loss) for the period (5+6)	(148.24)	215.51	(160.97)	128.25
8 Other Comprehensive Income				
a) Items that will not be reclassified to profit or loss				
-Fair value changes on FVTOCI - equity securities	40.52	85.99	2.97	206.57
-Loss on sale of FVTOCI - equity securities	(39.61)	(77.83)	-	(183.33)
-Actuarial gain/(loss) on defined benefit obligation	-	-	-	-
Income tax relating to items that will not be reclassified to profit or loss	-	-	-	-
-Tax on Fair value changes on FVTOCI - Equity securities	(14.16)	(30.05)	(1.04)	(72.18)
-Tax on Actuarial gain/(loss) on Defined benefit obligation	-	-	-	-
Subtotal (a)	(13.24)	(21.89)	1.93	(48.94)
b) Items that will be reclassified to profit or loss				
-Debt securities measured at FVTOCI - net change in fair value	(8.24)	8.05	(0.70)	13.53
-Debt securities measured at FVTOCI - reclassified to profit and loss	-	-	-	-
Income tax relating to items that will be reclassified to profit or loss	-	-	-	-
-Tax on Fair value changes on FVTOCI - Debt securities	2.88	(2.82)	0.24	(4.74)
Subtotal (b)	(5.36)	5.23	(0.46)	8.79
Other comprehensive income / (loss) (net of tax)	(18.60)	(16.66)	1.47	(40.15)
9 Total comprehensive income / (loss) (after tax) (7+8)	(166.84)	198.85	(159.50)	88.10
10 Paid-up equity share capital (Face Value of ₹ 10/- each)	2,613.59	2,489.61	2,489.61	2,489.61
11 Other equity (as per audited balance sheet as at 31st March)				(1,275.41)
12 Earnings per share (face value of ₹ 10 each) (not annualised for the interim periods):				
(a) Basic (₹)	(0.57)	0.87	(0.65)	0.52
(b) Diluted (₹)	(0.57)	0.87	(0.65)	0.52

See accompanying notes to the financial results.




STATEMENT OF UNAUDITED (CONSOLIDATED) FINANCIAL RESULTS FOR THE QUARTER ENDED 30 JUNE, 2024

(₹ In Crore)

Particulars	Consolidated Results			
	Quarter ended 30/06/24 (Unaudited)	Quarter ended 31/03/24 (Audited)	Quarter ended 30/06/23 (Unaudited)	Year ended 31/03/24 (Audited)
1 Revenue from operations				
a) Interest Income	120.85	270.41	54.75	553.83
b) Dividend Income	1.54	(70.57)	24.99	183.36
c) Rental Income	8.03	13.55	8.34	39.68
d) Fees and commission Income	135.12	166.37	127.19	539.96
e) Net gain on fair value changes	14.17	90.34	4.42	212.18
f) Sale of products (including Excise Duty)	0.07	0.06	0.66	0.85
g) Sale of services	108.02	135.26	99.51	456.72
Total Revenue from operations	387.80	605.42	319.85	1,986.58
h) Other Income	17.32	103.10	4.51	128.24
Total income	405.12	708.52	324.36	2,114.82
2 Expenses				
a) Finance costs	134.52	135.87	144.03	571.13
b) Fees and commission expense	27.63	27.01	34.35	98.39
c) Net loss on fair value changes	-	-	-	-
d) Impairment on financial instruments	(11.52)	(61.30)	59.48	(294.28)
e) Cost of materials consumed	0.43	0.41	2.08	3.17
f) Purchases of Stock-in-trade	0.07	0.05	0.13	0.31
g) Employee Benefits Expenses	70.21	99.51	76.35	313.73
h) Depreciation and Amortization	20.07	20.70	17.97	80.89
i) Others expenses	123.31	203.00	117.56	593.69
Total expenses	364.72	425.25	451.95	1,367.03
3 Profit/ (loss) before exceptional and tax (1-2)	40.40	283.27	(127.59)	747.79
4 Exceptional items	-	(4.00)	0.50	(3.09)
5 Profit/ (loss) before tax (3-4)	40.40	287.27	(128.09)	750.88
6 Tax expense				
a) Income tax	15.95	0.73	11.02	54.88
b) Taxation for earlier years	(0.95)	0.40	0.75	1.15
c) Deferred Tax (Net)	113.37	128.82	(10.50)	453.80
Tax expense [6(a) to 6(c)]	128.37	129.95	1.27	509.83
7 Profit/(loss) for the period after taxes (5-6)	(87.97)	157.32	(129.36)	241.05
8 Share of net profit of associates and joint ventures accounted for using the equity method	-	-	-	-
9 Profit/(loss) for the period (7+8)	(87.97)	157.32	(129.36)	241.05
10 Other Comprehensive Income				
a) Items that will not be reclassified to profit or loss				
-Fair value changes on FVTOCI - Equity securities	608.11	306.06	(41.47)	693.39
-Gain/(loss) on sale of FVTOCI - Equity securities	(38.57)	(77.82)	-	(183.32)
-Actuarial gain/(loss) on Defined benefit obligation	1.19	(5.07)	(0.16)	(5.53)
Income tax relating to items that will not be reclassified to profit or loss				
-Tax on Fair value changes on FVTOCI - Equity securities	(143.77)	(80.43)	9.57	(180.71)
-Tax on Actuarial gain/(loss) on Defined benefit obligation	(0.29)	1.35	0.08	1.49
b) Items that will be reclassified to profit or loss				
- Debt securities measured at FVTOCI - net change in fair value	(8.24)	8.06	(0.70)	13.54
- Debt securities measured at FVTOCI - reclassified to profit and loss	0.01	-	-	-
- Exchange differences in foreign operations translations	-	0.03	(0.04)	0.21
Income tax relating to items that will be reclassified to profit or loss				
-Tax on Fair value changes on FVTOCI - Debt securities	2.88	(2.82)	0.24	(4.74)
Other comprehensive income / (loss) (net of tax)	421.32	149.36	(32.48)	334.33
11 Total comprehensive income / (loss) (after tax) (9+10)	333.35	306.68	(161.84)	575.38
12 Profit/ (loss) for the period attributable to Equity holders of the parent	(108.20)	133.33	(139.98)	103.66
Non-controlling interest	20.23	24.00	14.22	137.40
13 Other comprehensive income/ (loss) attributable to Equity holders of the parent	214.42	70.27	(16.43)	157.12
Non-controlling interest	206.90	79.09	(16.05)	177.21
14 Total comprehensive income/ (loss) attributable to Equity holders of the parent	106.22	203.64	(156.41)	260.78
Non-controlling interest	227.13	103.05	(1.83)	314.61
15 Paid-up equity share capital (Face Value of ₹ 10/- each)	2,613.59	2,489.61	2,489.61	2,489.61
16 Other Equity (as per audited balance sheet as at 31st March)				2,044.63
17 Earnings per share (face value ₹10 each) (not annualised for interim period):				
(a) Basic (₹)	(0.41)	0.54	(0.56)	0.42
(b) Diluted (₹)	(0.41)	0.54	(0.56)	0.42

See accompanying notes to the financial results



Notes:

- The above financial results were reviewed by the Audit Committee and approved by the Board of Directors at the meeting held on 08th August 2024. These results have been reviewed by M/s S Mann and Company, Chartered Accountants.
- The Company has received an amount of Rs. 500 crore from GOI on March 08, 2024, towards subscription to the share capital of the Company for the FY 2023-24 as share application money. In this regard, 12,39,77,188 number of equity shares of face value of Rs. 10/- each were allotted to GOI on April 18, 2024 @ Rs. 40.33/- per equity share (including security premium of Rs. 30.33/- per equity share). The issue proceeds have been fully utilised and there are no deviation(s) from the stated objects. The statement as prescribed under Regulations 32(1), 32(2) and 32(3) of the SEBI (Listing Obligations and Disclosure Requirements) Regulations, 2015 ('SEBI LODR Regulations') has been annexed as Annexure A.
- As on June 30, 2024, provisioning required under RBI Prudential (IRACP) Norms (including standard assets provisioning) is higher than impairment allowance under Ind AS 109 by Rs.203.54 crore. As per management estimate, the difference is temporary and will be subsumed by the year end i.e. by March 31, 2025. Therefore, the company has not transferred the said amount to impairment reserve on June 30, 2024, as required by RBI notification no "DOR (NBFC) CC. PD. No109/22.10.106/2019-20 dated March 13, 2020. However, impairment allowance(Provision on NPA's) higher of RBI norms Vs ECL has been charged to the profit and loss for Rs.98.87 crores during the period ended June 30, 2024. Further, existing impairment reserve of Rs.104.67 crores created till March 31, 2024 has not been reversed. ECL on Loan Assets is computed on portfolio basis. LGD percentage as on 30th June 2024 is 67.12%.
- During FY 2023-24, the Company has changed its accounting policy whereby interest income on stage 3 assets (except on assets which are standard under IRAC norms) shall be recognized in books of accounts with effect from 01st April 2021. During the quarter ended June 30, 2024, the company has recognised the Interest Income of Rs. 44.90 crore and written off Rs. 41.03 crore as bad debts, since there is no expectation of recovery for the same.
- Though Gross NPA level percentage has increased, Gross NPA level is coming down in absolute term on account of IFCI not taking any fresh loan exposure and thereby shrinkage of standard loan accounts.

	Jun-24
Gross NPAs	4,303.64
Gross NPA %	96.08%

- The valuation of Investments in subsidiary companies has been considered on the basis of financial statements of the subsidiaries for the period ended 31st March 2024, instead of 30th June 2024. There is no material impact of this on the financial results of the company.
- In the matter of Stockholding Corporation of India Ltd. (SHCIL) certain litigation is sub-judice before the Hon'ble supreme court since May 2015. As per legal opinion obtained by the management of SHCIL, no provision has been recognised in the statement of profit and loss.
- On all the secured bonds and debentures issued by the Company and outstanding as on 30th June 2024, 100% security cover has been maintained against principal and interest, by way of floating charge on receivables of the Company and/or Government Securities owned by the Company. The security cover in the prescribed format has been annexed as Annexure B.
- The Capital Risk Adequacy Ratio (CRAR) stands at (-) 51.21% as on 30th June, 2024, below the RBI stipulated guidelines vide circular dt. 31st May 2018 (RBI/2017-18/181DNBR (PD) CC. No. 092/03.10.001/2017-18).
- Some Audit observations in case of Subsidiary Companies are based on routine operations of the companies. The financial impact of such observations are not considered material, on overall basis.
- In the context of reporting business/geographical segment as required by Ind AS 108 - "Operating Segments", the Company operations comprise of only one business segment of financing. Hence, there is no reportable segment as per Ind AS 108.
- The details of loan transferred during the period ended June 30, 2024 under Master Direction - Reserve Bank of India (Transfer of Loan Exposure) Directions, 2021 dated 24th September, 2021 is as follows:

Details of stressed loans transferred during the quarter

(Amount in Rs. Crores)

Particulars	To ARCS	To permitted transferees
1 Number of Accounts	1	-
2 Aggregate outstanding of accounts sold to SC/ RC	90.01	-
3 Weighted average residual tenor of the loans transferred	-	-
4 Net book value of loans transferred (at the time of transfer)	11.21	-
5 Aggregate consideration	46.84	-
6 Additional consideration realized in respect of accounts	6.2	-
7 Aggregate gain/ (loss) over net book value	35.63	-

Details of loans acquired during the quarter

(Amount in Rs. Crores)

	From lenders	From ARCs
1 Aggregate principal outstanding of loans acquired	13.72	NIL
2 Aggregate consideration paid	8.28	
3 Weighted average residual tenor of loans acquired	3.38 years	


Further, there are no cases during the period ended June 30, 2024, where resolution plan implemented under the resolution framework for COVID 19 related stress as per RBI Circular dated 6th August 2020.



- 13 The additional information as required under Regulation 52(4) of SEBI (Securities and Exchange Board of India SEBI (listing Obligations and Disclosure Requirements), 2015 is annexed as Annexure c.
- 14 The figure for the quarter ended 31st March 2024 have been derived by deducting the figures for the period ended 31st December 2023 from the figures of the period ended 31st March 2024.
- 15 As per the applicability criteria provided under SEBI circular SEBI/HO/DDHS/P/2018/1 44 dated November 26, 2018, company is not a large corporate, hence the disclosure required to be made in terms of the said circular is not applicable.
- 16 The figures for the previous quarter/period have been regrouped / rearranged wherever necessary to conform to the current period presentation.

Place: New Delhi
Date: 08 August 2024




(Rahul Bhawe)
Deputy Managing Director

Annexure-A

Statement of Deviation / Variation in utilisation of funds raised						
Name of listed entity		IFCI Limited				
Mode of Fund Raising		Preferential Issue				
Date of Raising Funds		March 08, 2024 (Date of Receipt of Funds)				
Amount Raised		₹500 crore				
Report filed for Quarter ended		June 30, 2024				
Monitoring Agency		NA				
Monitoring Agency Name, if applicable						
Is there a Deviation / Variation in use of funds raised		No				
If yes, whether the same is pursuant to change in terms of a contract or objects, which was approved by the shareholders		NA				
If Yes, Date of shareholder Approval						
Explanation for the Deviation / Variation						
Comments of the Audit Committee after review						
Comments of the auditors, if any						
Objects for which funds have been raised and where there has been a deviation, in the following table						
Original Object	Modified Object, if any	Original Allocation	Modified Allocation, if any	Funds utilized	Amount of Deviation/Variation for the quarter according to applicable object	Remarks, if any
The whole proceeds of the preferential issue to be used servicing its debt obligations.	NA	₹499,99,99,992.04	NA	₹415,29,92,206.70	None	As against the fund of ₹500 crore raised, ₹499,99,99,992.04/- had been utilised for allotment of 123977188 equity shares @₹40.33/- (including premium of ₹30.33/- per share) and balance ₹7.96/- was refunded to GoI.


Deviation or variation could mean:

- Deviation in the objects or purposes for which the funds have been raised or
- Deviation in the amount of funds actually utilized as against what was originally disclosed or
- Change in terms of a contract referred to in the fund raising document i.e. prospectus, letter of offer, etc



ANNEXURE I-FORMAT OF SECURITY COVER

ANNEXURE I-FORMAT OF SECURITY COVER														Amt in crore
Column A	Column B	Column C ⁱ	Column D ⁱⁱ	Column E ⁱⁱⁱ	Column F ^{iv}	Column G ^v	Column H ^{vi}	Column I ^{vii}	Column J	Column K	Column L	Column M	Column N	Column O
Particulars	Description of asset for which this certificate relate	Exclusive Charge	Exclusive Charge	Pari-Passu Charge	Pari-Passu Charge	Pari-Passu Charge	Assets not offered as Security	Elimination (amount in negative)	(Total C to H)	Related to only those items covered by this certificate				
		Debt for which this certificate being issued	Other Secured Debt	Debt for which this certificate being issued	Assets shared by pari passu debt holder (includes debt for which this certificate is issued & other debt with pari passu charge)	Other assets on which there is pari passu Charge (excluding items covered in column F)		debt amount considered more than once (due to exclusive plus pari passu charge)		Market value for Assets charged on exclusive basis	Carrying /book value for exclusive charge assets where market value is not ascertainable or applicable (For Eg. Bank Balance, DSRA market value is not applicable)	Market Value for Pari passu charger Assets viii	Carrying value/book value for pari passu charge assets where market value is not ascertainable or applicable (For Eg. Bank Balance, DSRA market value is not applicable)	Total Value (=K+L+M+N)
		Book Value	Book Value	Yes/ No	Book Value	Book Value							Relating to Column F	
ASSETS														
Property, Plant and Equipment							593.26		593.26					
Capital Work in-Progress							-		-					
Right of Use Assets							-		-					
Goodwill							-		-					
Intangible Assets							0.17		0.17					
Intangible Assets under Development							-		-					
Investments							2,796.50		2,796.50					
Loans				Yes	1,288.55		-		1,288.55				1,288.55	1,288.55
Inventories							-		-					
Trade Receivables				Yes	87.76		-		87.76				87.76	87.76
Cash and Cash Equivalents							27.17		27.17					



Bank Balances other than cash and cash equivalents						1,515.52		1,515.52					
Others						1,673.54		1,673.54					
Total					1,376.31			7,982.47				1,376.31	1,376.31
LIABILITIES													
Debt securities to which this certificate pertains			Yes		1258.91			1,258.91					
Other debt sharing pari-passu charge with above debt													
Other Debt													
Subordinated debt						744.67		744.67					
Borrowings													
Bank													
Debt Securities						3,120.99		3,120.99					
Others (FC borrowing)													
Trade payables						47.54		47.54					
Lease Liabilities													
Provisions						84.59		84.59					
Others						2,725.78		2,725.78					
Total					1,258.91	6,723.56		7,982.47					
Cover on Book Value					1.09								
Cover on Market Value ^{ix}													
		Exclusive Security Cover Ratio				Pari-Passu Security Cover Ratio							
We have examined the compliances made by the listed entity in respect of all the applicable covenants/terms of the issue of the secured and unsecured debt securities (NCD's) and certify that such covenants/terms of the issue have been complied by the listed entity.													



Disclosure in compliance with Regulation 52(4) of Securities and Exchange Board of India SEBI (listing Obligations and Disclosure Requirements) Regulations, 2015 for the quarter ended 30 June, 2024 on standalone basis

S.NO	Particulars	Unit	As at/ for the quarter ended 30.06.2024
1	Debt-Equity ratio ¹	times	4.89
2	Outstanding Redeemable Preference Shares	Rs. In Crore	Nil
3	Capital Redemption Reserve	Rs. In Crore	231.92
4	Debenture Redemption Reserve	Rs. In Crore	87.58
5	Net Worth ²	Rs. In Crore	1,047.36
6	Net Profit After Tax	Rs. In Crore	(148.24)
7	Earnings Per Share	Rs.	(0.57)
8	Total Debts to Total Assets ³	times	0.64
9	Operating Margin ⁴	%	-40.33%
10	Net Profit Margin ⁵	%	-120.33%
11	Sector Specific Equivalent Ratios		
(a)	CRAR ⁶	%	-51.21%
(b)	Gross credit impaired Assets Ratio ⁷	%	96.08%
(c)	Net credit impaired Assets Ratio ⁸	%	83.87%

Notes:

- 1 Debt-Equity ratio = Debt/Net worth
- 2 Net Worth is calculated as defined in Section 2(57) of Companies Act, 2013
- 3 Total Debts to Total Assets = (Debt securities + Borrowings (other than Debt Securities) +Subordinated Liabilities)/ Total Assets
- 4 Operating Margin = Net Operating Profit before Tax/ Total Revenue from Operations
- 5 Net Profit Margin = Net Profit after Tax/ Total Income
- 6 CRAR = Adjusted Net Worth/ Risk Weighted Assets, calculated as per RBI guidelines
- 7 Gross credit impaired Assets Ratio = Gross Credit Impaired Assets/ Gross Loan Assets
- 8 Net credit impaired Assets Ratio = Net Credit Impaired Assets/ Net Loan Assets
- 9 Debt Service coverage Ratio, Interest Service Coverage Ratio, Current Ratio, Current Liability Ratio, Long Term Debt to Working Capital, Debtors Turnover, Inventory Turnover and Bad Debts to Account Receivable Ratio is not applicable to the Company.



Independent Auditor's Limited Review Report on Standalone Unaudited Financial Results of IFCI Limited for the Quarter ended 30th June, 2024 pursuant to the Regulation 33 & Regulation 52 of the SEBI (Listing Obligations and Disclosure Requirements) Regulations, 2015 as amended

To,
The Board of Directors
IFCI Limited
New Delhi


1. We have reviewed the accompanying statement of Standalone Unaudited Financial Results of **IFCI Limited** ("The Company") for the Quarter ended 30th June, 2024 ("The Statement") attached herewith, being submitted by the company pursuant to the requirements of Regulation 33 and Regulation 52 of the SEBI (Listing Obligations and Disclosure Requirements) Regulations, 2015, as amended (the "Listing Regulations").
2. This statement, which is the responsibility of the Company's Management and has been approved by the Board of Directors, of the Company, has been prepared in accordance with the recognition and measurement principles laid down in Indian Accounting Standards ("IND AS 34") "Interim Financial Reporting", prescribed under section 133 of the Companies Act, 2013, as amended read with relevant rules issued there under, as applicable and other accounting principles generally accepted in India. Our responsibility is to issue a report on these financial statements based on our review.



3. We conducted our review in accordance with the Standard on Review Engagement (“SRE”) 2410, “Review of Interim Financial Information performed by the Independent Auditor of the Entity”, issued by the Institute of Chartered Accountants of India (“ICAI”). This standard requires that we plan and perform the review to obtain moderate assurance as to whether the Financial Statements are free from material misstatement. A review is limited primarily to inquiries of company personnel and analytical procedures applied to financial data and thus provide less assurance than an audit. We have not performed an audit and accordingly, we do not express an audit opinion.
4. Based on our review conducted as above, nothing has come to our attention that causes us to believe that the accompanying Statement of Unaudited Financial Results, prepared in accordance with applicable Indian Accounting Standards specified under Section 133 of the Companies Act, 2013, as amended, read with rules issued there under and other recognized accounting practices and policies generally accepted in India, has not disclosed the information required to be disclosed in terms of Regulation 33 and Regulation 52 of the SEBI (Listing Obligations and Disclosure Requirements) Regulations, 2015, including the manner in which it is to be disclosed, or that it contains any material misstatement or that it has not been prepared in accordance with relevant prudential norms issued by the Reserve Bank of India (so far it is not inconsistent with IND AS norms) in respect of income recognition, asset classification, provisioning and other related matters.

Emphasis of Matter

1. We draw attention to Note No. 4 of the financial results regarding change in accounting policy towards recognition of interest income on stage 3 assets.



2. The company has informed us vide letter dated 01.11.2022 received from nodal ministry that case specific data for SDF (Sugar Development Fund) Scheme may not be shared with auditors. Accordingly, same is not reviewed by us.
3. The company has informed us that as per communication received from nodal ministry towards PLI (Production Linked Incentive) schemes, files and documents shall not be made available to the auditors, hence we have not reviewed the same.
4. In a certain case, it was observed that one party has appointed the company as its advisor/consultant for assisting and preparation of their proposal under SDF (Sugar Development Fund) scheme of Government of India (GOI). However, company is also acting as nodal agency/agent of government for independently carrying out various due diligence procedures on application received by nodal ministry under SDF Scheme. Notwithstanding express approval from GOI, the action of assisting/coaching an applicant into preparation of documents/project reports on commercial terms, and simultaneously conducting due diligence on behalf of GOI, severely undermines the creditability of the proposals appraised by the company, and comprises the independent position of the company.
5. We draw attention to Note No. 6 where the valuation of the investments in subsidiary companies has been considered on the basis of financial Statements of the subsidiaries for the period ended 31st March, 2024 instead of 30th June, 2024.




6. We draw attention to Note No.9 where the Capital Risk Adequacy Ratio (CRAR) stands at (-) 51.21% as on 30.06.2024, below the RBI stipulated guidelines vide circular dated 31st May 2018 (RBI/2017-18/181DNBR (PD) CC. No. 092/03.10.001/2017-18).
7. We draw attention to Note No. 3 where the provisioning required under RBI Prudential (IRACP) Norms (including standard assets provisioning) is higher than impairment allowance under Ind AS 109 by Rs.203.54 crore. As per management estimate, the difference is temporary and will be subsumed by the year end i.e. by March 31, 2025. Therefore, the company has not transferred the said amount to impairment reserve on June 30, 2024, as required by RBI notification no "DOR (NBFC) CC. PD. No109/22.10.106/2019-20 dated March 13, 2020. However, impairment allowance (Provision on NPA's) higher of RBI norms vs ECL has been charged to the profit and loss for Rs.98.87 crores during the period ended June 30, 2024. Further, existing impairment reserve of Rs.104.67 crores created till March 31, 2024 has not been reversed. ECL on Loan Assets is computed on portfolio basis. LGD percentage as on 30th June 2024 is 67.12%.

Our opinion is not modified in respect of these matters.

For **S MANN AND COMPANY**

Chartered Accountants

Firm Registration No: 000075N



CA SUBHASH CHANDER MANN

Partner

Membership No. 080500

UDIN: 24080500BKFBJH5302

Place: New Delhi

Date: 08th August, 2024



Independent Auditor's Limited Review Report on Consolidated Unaudited Financial Results of IFCI Limited for the Quarter ended 30th June, 2024, pursuant to the Regulation 33 & Regulation 52 of the SEBI (Listing Obligations and Disclosure Requirements) Regulations, 2015 as amended

To,
The Board of Directors
IFCI Limited
New Delhi

1. We have reviewed the accompanying Statement of Consolidated Unaudited Financial Results of **IFCI Limited** ("The Parent") and its subsidiaries (the Parent and its subsidiaries together referred to as "the Group"), and its share of the net profit/(loss) after tax and total comprehensive income/loss for the Quarter ended 30th June, 2024 ("The Statement") attached herewith, being submitted by the Parent pursuant to the requirements of Regulation 33 and Regulation 52 of the SEBI (Listing Obligations and Disclosure Requirements) Regulations, 2015, as amended (the "Listing Regulations").
2. This statement, which is the responsibility of the Parent's Management and approved by the Parent's Board of Directors, has been prepared in accordance with the recognition and measurement principles laid down in Indian Accounting Standards ("Ind AS 34") "Interim Financial Reporting", prescribed under section 133 of the Companies Act, 2013, as amended read with relevant rules issued there under, as applicable and other accounting principles generally accepted in India. Our responsibility is to issue a report on these consolidated financial statements based on our review.




3. We conducted our review of the Statement in accordance with the Standard on Review Engagement (“SRE”) 2410, “Review of Interim Financial Information performed by the Independent Auditor of the Entity”, issued by the Institute of Chartered Accountants of India (“ICAI”). A review of interim financial information consists of making inquiries, primarily of Parent’s personnel responsible for financial and accounting matters and applying analytical other review procedures. A review is substantially less in scope than an audit conducted in accordance with Standards on Auditing specified under Section 143(10) of the Companies Act, 2013 and consequently does not enable us to obtain assurance that we would become aware of all significant matters that might be identified in an audit. Accordingly, we do not express an audit opinion.

We also performed procedures in accordance with the circular issued by the SEBI under Regulation 33(8) of the SEBI (Listing Obligations and Disclosure Requirements) Regulations 2015, as amended to the extent applicable.

4. The consolidated financial results include the results of the following entities:

S. No.	Name of the Entity	Relationship
1.	IFCI Limited	Parent Company
2.	IFCI Financial Services Limited (IFIN)	Subsidiary
3.	IFCI Venture Capital Funds Limited (IVCF)	Subsidiary
4.	IFCI Infrastructure Development Ltd. (IIDL)	Subsidiary
5.	IFCI Factors Limited (IFL)	Subsidiary
6.	MPCON Limited	Subsidiary
7.	Stock Holding Corporation of India Limited	Subsidiary
8.	IFIN Commodities Limited (indirect control through (IFIN)	Step-down Subsidiary
9.	IFIN Credit Limited (indirect control through (IFIN)	Step-down Subsidiary
10.	IFIN Securities Finance Limited (indirect control through (IFIN)	Step-down Subsidiary



11.	IIDL Realtors Private Limited (indirect control through (IIDL)	Step-down Subsidiary
12.	SHCIL Services Limited (indirect control through (SHCIL)	Step-down Subsidiary
13.	Stockholding Document Management Services Limited (indirect control through (SHCIL)	Step-down Subsidiary
14.	Stockholding Securities IFSC Limited (indirect control through (SHCIL)	Step-down Subsidiary

5. Based on our review conducted and procedures performed stated in paragraph 3 above, nothing has come to our attention that causes us to believe that the accompanying Statement of Unaudited Financial Results, prepared in accordance with the applicable Indian Accounting Standards as specified under Section 133 of the Companies Act, 2013, as amended; read with relevant rules issued there under and other recognized accounting practices and policies, has not disclosed the information required to be disclosed in terms of Regulation 33 and Regulation 52 of the SEBI (Listing Obligations and Disclosure Requirements) Regulations, 2015, including the manner in which it is to be disclosed, or that it contains any material misstatement.
6. We did not review the unaudited financial results of six subsidiaries and seven step-down subsidiaries included in the consolidated unaudited financial results, whose financial results reflect total income of Rs. 285.81 Crores, total net profit/(loss) after tax of Rs. 60.28 Crores and total comprehensive income (net of tax) of Rs. 500.21 Crores for the quarter ended 30.06.2024, as considered suitably in the consolidated unaudited financial results. These unaudited financial results have been reviewed by other Auditors whose report has been furnished to us by the Management and our conclusion on the Statement, in so far as it relates to the amounts and disclosures included in respect of this subsidiary, is based solely on the report of the other auditors and the procedures performed by us as stated in paragraph 3 above.



Emphasis of Matter

1. We draw attention to Note No. 4 of the financial results regarding change in accounting policy towards recognition of interest income on stage 3 assets.
2. The company has informed us vide letter dated 01.11.2022 received from nodal ministry that case specific data for SDF (Sugar Development Fund) Scheme may not be shared with auditors. Accordingly, same is not reviewed by us.
3. The company has informed us that as per communication received from nodal ministry towards PLI (Production Linked Incentive) schemes, files and documents shall not be made available to the auditors, hence we have not reviewed the same.
4. In a certain case, it was observed that one party has appointed the company as it's advisor/consultant for assisting and preparation of their proposal under SDF (Sugar Development Fund) scheme of Government of India (GOI). However, company is also acting as nodal agency/agent of government for independently carrying out various due diligence procedures on application received by nodal ministry under SDF Scheme. Notwithstanding express approval from GOI, the action of assisting/coaching an applicant into preparation of documents/project reports on commercial terms, and simultaneously conducting due diligence on behalf of GOI, severely undermines the creditability of the proposals appraised by the company, and comprises the independent position of the company.
5. We draw attention to Note No. 7 of the Financial Results in the matter of Stock Holding Corporation of India Limited where certain litigation is sub-judice before Honorable Supreme Court since May 2015. As per the legal opinion obtained by the Management of Stock Holding Corporation of India Limited, no provision has been recognized in the Statement of Profit and Loss.




6. We draw attention to Note No.9 where the Capital Risk Adequacy Ratio (CRAR) stands at (-) 51.21% as on 30.06.2024, below the RBI stipulated guidelines vide circular dated 31st May 2018 (RBI/2017-18/181DNBR (PD) CC. No. 092/03.10.001/2017-18).
7. Refer to Note No. 10 of financial results, pertaining to audit observations of subsidiary companies, which are considered non-material at group level.
8. We draw attention to Note No. 3 where the provisioning required under RBI Prudential (IRACP) Norms (including standard assets provisioning) is higher than impairment allowance under Ind AS 109 by Rs.203.54 crore. As per management estimate, the difference is temporary and will be subsumed by the year end i.e. by March 31, 2025. Therefore, the company has not transferred the said amount to impairment reserve on June 30, 2024, as required by RBI notification no "DOR (NBFC) CC. PD. No109/22.10.106/2019-20 dated March 13, 2020. However, impairment allowance (Provision on NPA's) higher of RBI norms vs ECL has been charged to the profit and loss for Rs.98.87 crores during the period ended June 30, 2024. Further, existing impairment reserve of Rs.104.67 crores created till March 31, 2024 has not been reversed. ECL on Loan Assets is computed on portfolio basis. LGD percentage as on 30th June 2024 is 67.12%.

Our opinion is not modified in respect of these matters.

For **S MANN AND COMPANY**

Chartered Accountants

Firm Registration No: 000075N



CA SUBHASH CHANDER MANN

Partner

Membership No. 080500

UDIN: 24080500BKFBJ15202

Place: New Delhi

Date: 08th August, 2024