

February 21, 2025

To, BSE Limited Phiroze Jeejeebhoy Towers, Dalal Street, Fort, Mumbai - 400 001 BSE Scrip Code: 532749	To, National Stock Exchange of India Limited Exchange Plaza, C-1, Block G Bandra Kurla Complex Bandra (East), Mumbai - 400 051 NSE Symbol: ALLCARGO
--	---

Sub: Monthly Operational Update

Dear Sir/Madam,

In accordance with Securities and Exchange Board of India (Listing Obligations and Disclosure Requirements) Regulations, 2015 and Code of Practices and Procedures for Fair Disclosure of Unpublished Price Sensitive Information in terms of Regulation 8 of Securities and Exchange Board of India (Prohibition of Insider Trading) Regulations, 2015, we are enclosing herewith key business parameters for the month ended January 2025.

The given information is as per limited review by the Management. This is for the information of your members and the public at large.

The aforesaid information shall be made available on the Company's website at www.allcargologistics.com.

Kindly take the above on record.

Thanking you,

Yours faithfully,

For Allcargo Logistics Limited

Adarsh Hegde
Managing Director
DIN: 00035040

Encl: a/a

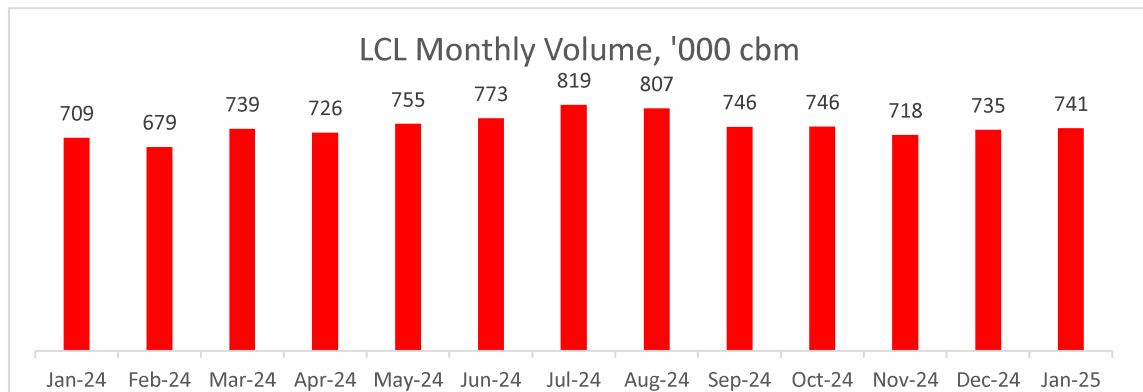
ALLCARGO LOGISTICS LIMITED

Allcargo House, 6th Floor, CST Road, Kalina, Santacruz (E), Mumbai - 400 098. Maharashtra. India.
T: +91 22 6679 8110 | www.allcargologistics.com | CIN: L63010MH2004PLC073508 | GSTN: 27AACCA2894D1ZS
e-mail id: investor.relations@allcargologistics.com

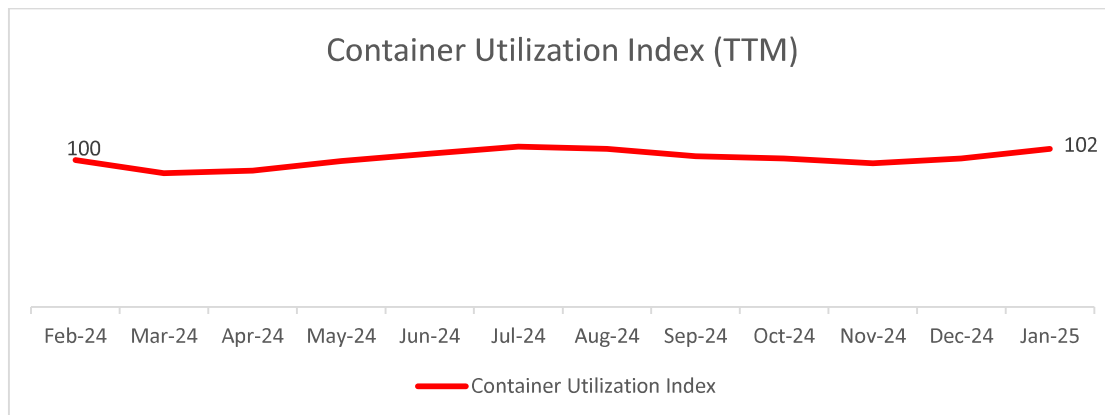
Allcargo International Supply Chain (ISC) Monthly Operational Update

LCL operations:

- LCL volume stood at 741'000 cubic meters for the month of January 2025, depicting a growth of 4% over previous year and 1% over previous month.
- Demand remained health on account of early Lunar New Year, it is now expected to soften a bit in the near term.
- LCL volume witnessed month on month growth in North America and Europe and remained flat in Latin America, Middle East and India.

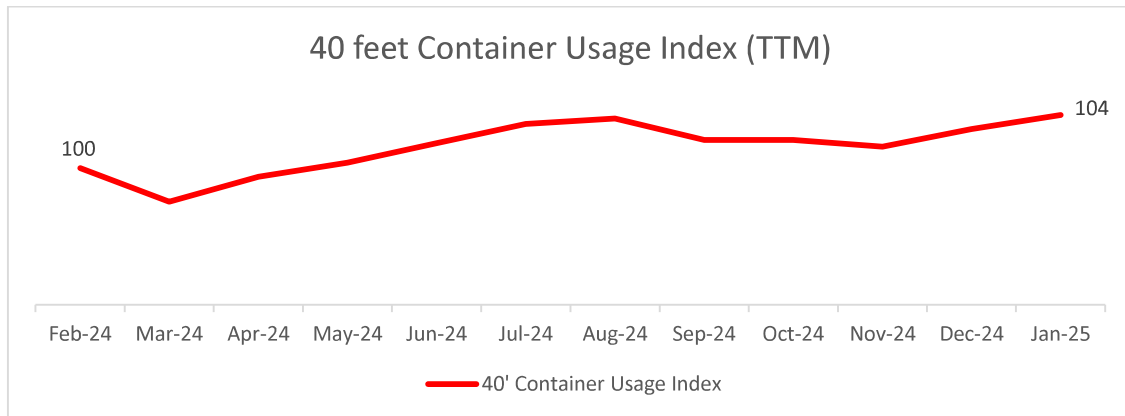


Container utilization: Container utilization improved marginally as compared to 12 months ago.



Note: The Index shows Container utilization (Cbm/TEU) levels rebased as Feb 2024 = 100

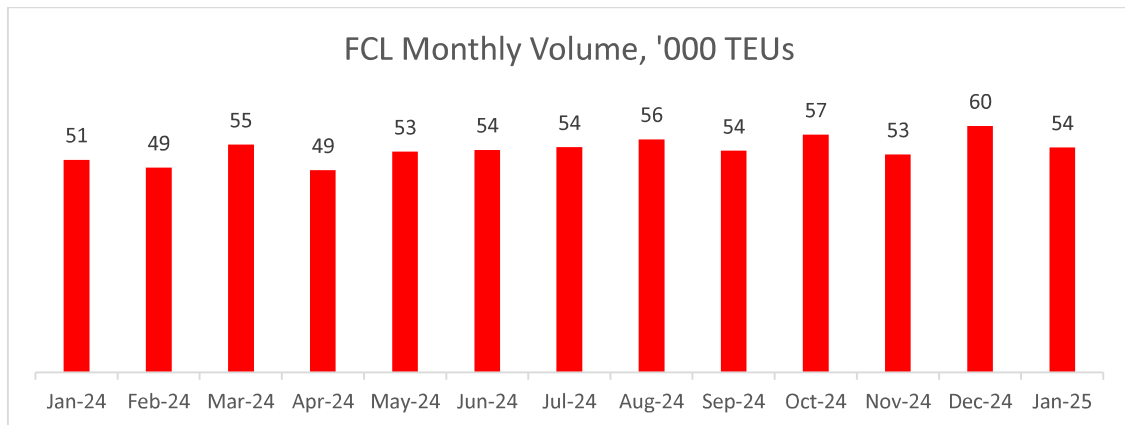
40 feet ratio: 40 feet container usage remained 4% higher over 12 months ago on the back of improved volumes.



Note: The Index shows 40 feet Container usage (number of 40 feet containers as % of total containers used) levels rebased as Feb 2024 = 100

FCL operations:

- FCL volume during the month of January 2025 stood at 54,403 TEUs. This represents a growth of 6% as compared to the last year and decline of 9% as compared to previous month.
- FCL volume witnessed decline as compared to last month across all major regions barring Middle East and Africa and India.



Air operations:

- Air volume for the month of January 2025 stood at 3,263'000 kilos. This represents a growth of 67% as compared to the last year and 15% as compared to previous month.
- Air volume witnessed month on month growth across USA, Europe, Latin America and Middle East. A decline was witnessed in Asia Pacific and India.

~Ends~