

November 11, 2024

To, BSE Limited , 25, P. J. Towers, Dalal Street, Mumbai – 400 001 Ref: Company Scrip Code: 532834	To, Listing Department, National Stock Exchange of India Ltd. , Exchange Plaza, Bandra Kurla Complex, Bandra (East), Mumbai- 400051 Ref: Symbol: CAMLINFINE Series: EQ
---	--

Sub: Intimation pursuant to Regulation 30 of SEBI (Listing Obligations and Disclosure Requirements) Regulations, 2015 (“SEBI LODR”)

This is in continuation to our disclosure dated November 4, 2024 in relation to the conference call to discuss the Un-audited financial results of the Company for the quarter and half year ended September 30, 2024, please find enclosed herewith the investor presentation made for the aforesaid call.

It is clarified that the presentation and the information contained therein does not constitute or form part of an invitation or solicitation to offer to purchase or subscribe to any securities of the Company in any jurisdiction. This presentation has been prepared for information purposes only. The information contained in the presentation is not to be taken as any recommendation made by the Company or any other person to enter into any agreement with regard to any investment.

We request you to take the above on record and the same be treated as compliance under the applicable Regulations of SEBI LODR.

Encl.: a/a.

Thanking You,

For Camlin Fine Sciences Limited

Rahul Sawale
Company Secretary
& VP - Legal



Registered Office:

Camlin Fine Sciences Limited, Floor 2 to 5, In G.S. Point, CST Road, Kalina, Santacruz (East), Mumbai 400 098.
CIN: L74100MH1993PLC075361



+91 22 6700 1000



+91 22 2832 4404



corporate@camlinfo.com



www.camlinfo.com



Camlin Fine Sciences Limited
Investor Presentation – November 2024



This presentation and the accompanying slides (the "Presentation"), which have been prepared by **Camlin Fine Sciences Limited** (the "Company"), have been prepared solely for information purposes and do not constitute any offer, recommendation or invitation to purchase or subscribe for any securities, and shall not form the basis or be relied on in connection with any contract or binding commitment whatsoever. No offering of securities of the Company will be made except by means of a statutory offering document containing detailed information about the Company.

This Presentation has been prepared by the Company based on information and data which the Company considers reliable, but the Company makes no representation or warranty, express or implied, whatsoever, and no reliance shall be placed on, the truth, accuracy, completeness, fairness and reasonableness of the contents of this Presentation. This Presentation may not be all inclusive and may not contain all of the information that you may consider material. Any liability in respect of the contents of, or any omission from, this Presentation is expressly excluded.

This presentation contains certain forward looking statements concerning the Company's future business prospects and business profitability, which are subject to a number of risks and uncertainties and the actual results could materially differ from those in such forward looking statements. The risks and uncertainties relating to these statements include, but are not limited to, risks and uncertainties regarding fluctuations in earnings, our ability to manage growth, competition (both domestic and international), economic growth in India and abroad, ability to attract and retain highly skilled professionals, time and cost over runs on contracts, our ability to manage our international operations, government policies and actions regulations, interest and other fiscal costs generally prevailing in the economy. The Company does not undertake to make any announcement in case any of these forward looking statements become materially incorrect in future or update any forward looking statements made from time to time by or on behalf of the Company.

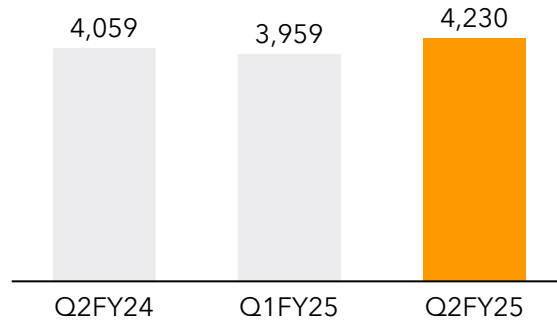


Performance Highlights - Q2 & H1 FY25

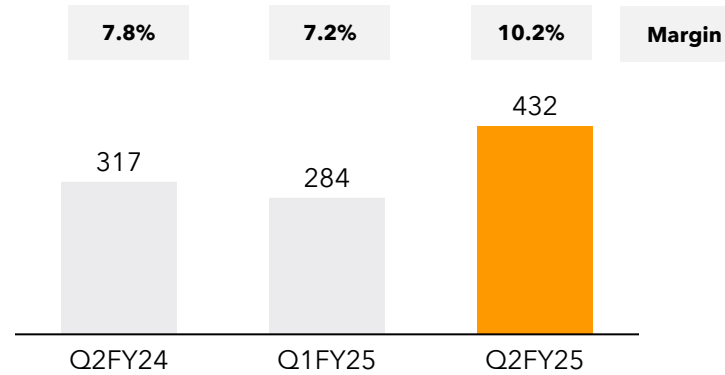
Q2 FY25 Performance Highlights



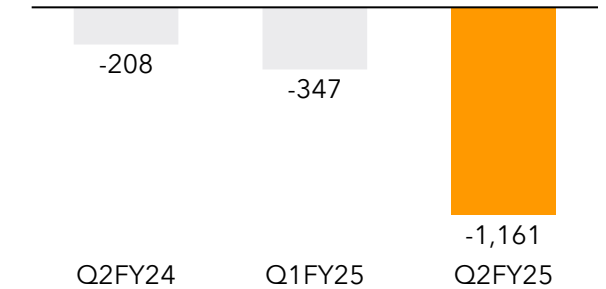
Revenue (Rs. In Mn)



EBITDA* (Rs. In Mn)



PAT (Rs. In Mn)



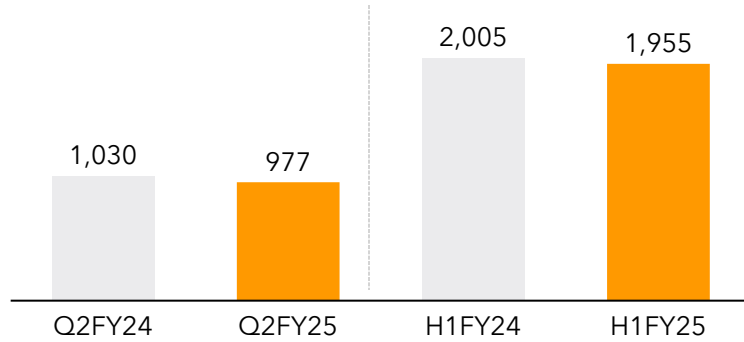
Operational Highlights

- Consolidated Revenue improves to Rs. 4,230 mn which is higher by 6.9% as compared to last quarter
- Gross margins have improved to 48.2% from 44.9% in last quarter
- Aroma sale has improved to Rs. 454 mn in current quarter from Rs.134 mn in earlier quarter. Revenue will ramp up further in the coming quarters
- Dominance in Blends continue with a total revenue for the quarter of Rs. 2,229 mn
- Consolidated Operational EBITDA improves to 10.2% in current quarter as compared to last quarter of 7.2%
- Provision of Impairment of CGU of Diphenol at CFS Europe S.P.A. amounting to Rs. 1,165 mn
- Provision of Impairment of business of CFS Wanglong Flavours (Ningbo) Co., Ltd. amounting to Rs. 303 mn

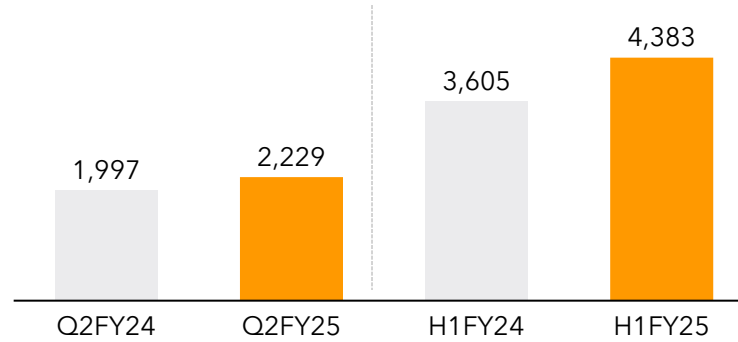
Operational Revenue Breakup



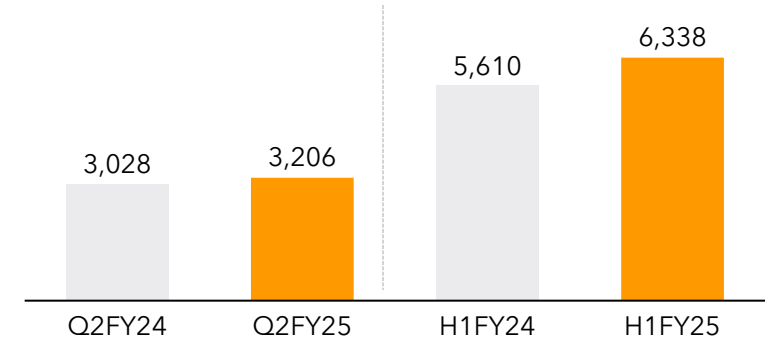
**Specialty Ingredients (Rs. In Mn)
(Straights)**



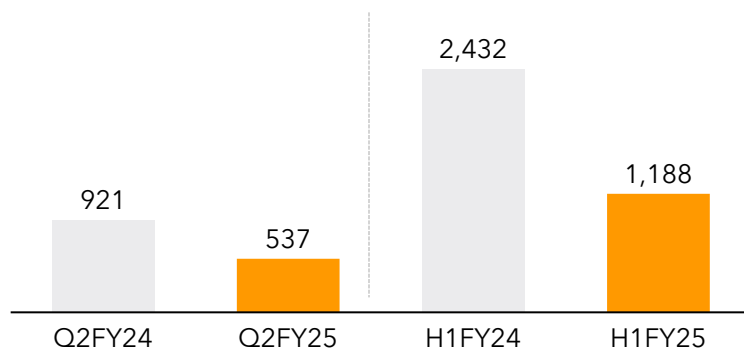
**Specialty Ingredients (Rs. In Mn)
(Value added blends)**



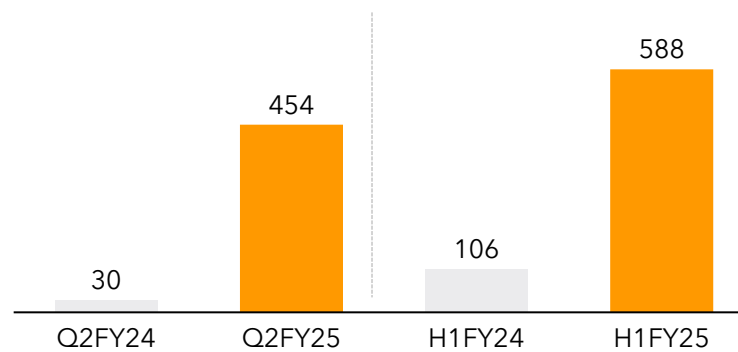
Total Specialty Ingredients (Rs. In Mn)



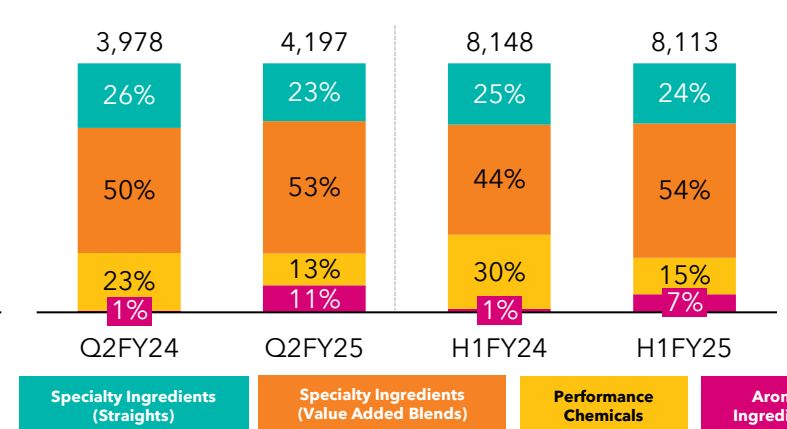
Performance Chemicals (Rs. In Mn)



Aroma Ingredients (Rs. In Mn)



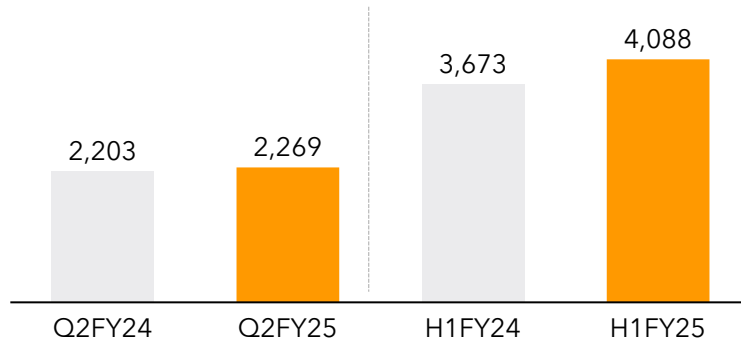
Total Revenue Breakup (%)*



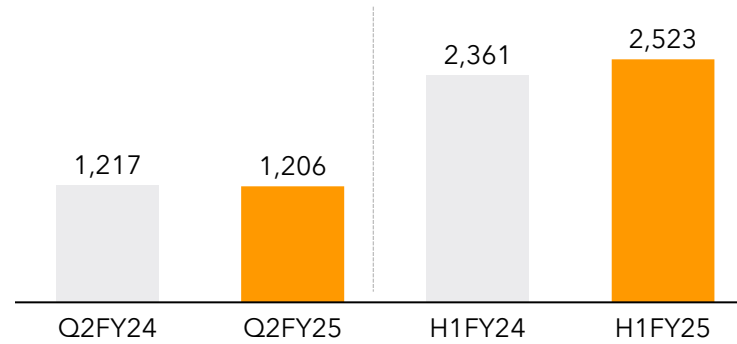
Regional Highlights



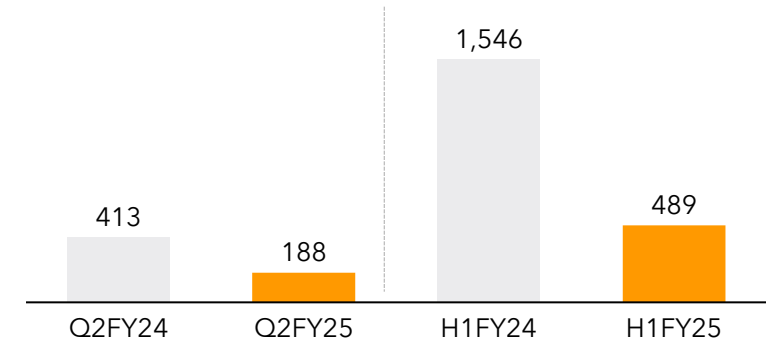
CFS India (Rs. In Mn)



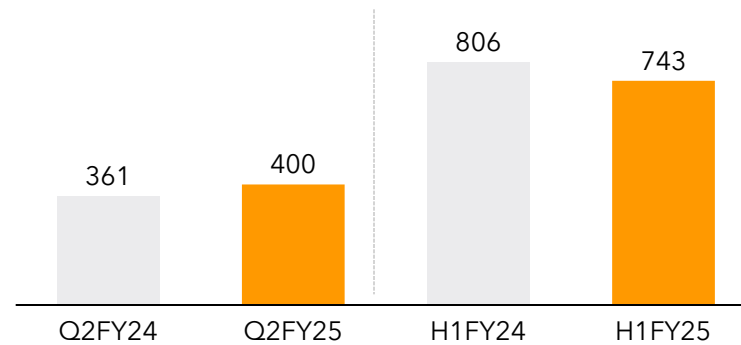
CFS Mexico (Rs. In Mn)



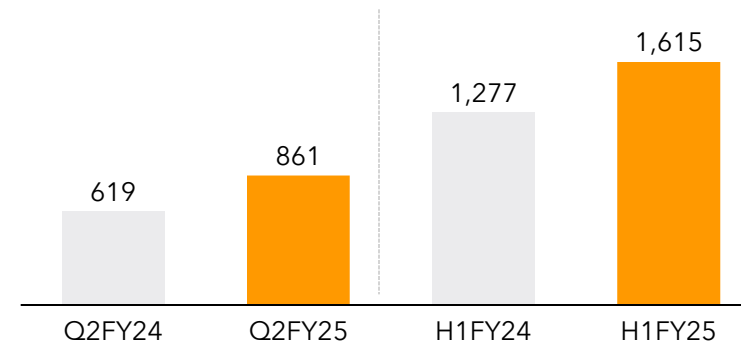
CFS Europe (Rs. In Mn)



CFS Brazil (Rs. In Mn)



CFS North America (Rs. In Mn)



Consolidated Profit & Loss Statement



Particulars (Rs. In Mn)	Q2 FY25	Q2 FY24	YoY	Q1 FY25	QoQ	H1FY24	H1FY24
Revenue from Operation	4,229.7	4,058.8	4.2%	3,958.5	6.9%	8,188.2	8,254.8
Raw material consumption	2,190.7	2,236.1		2,180.4		4,371.1	4,393.9
Employee Cost	522.8	432.4		511.8		1,034.5	870.9
Other expenses	1,083.8	1,139.0		1,085.0		2,066.1	2,351.6
EBITDA	432.4	251.3		181.4		716.5	638.4
EBITDA Margins (%)	10.2%	6.2%		4.6%		8.8%	7.7%
Operational EBITDA*	432.4	316.7		284.1		716.5	763.7
Operational EBITDA Margins (%)	10.2%	7.8%	242 bps	7.2%	305 bps	8.8%	9.3%
Other Income	121.0	17.6		18.7		36.9	81.3
Depreciation	206.9	192.0		201.1		408.0	379.8
Finance cost	264.2	197.8		233.7		498.0	300.0
PBT (Excluding Exceptional Item)	82.3	-55.4		-132.1		-152.5	165.2
Exceptional Item	1,510.4	0.0		0.0		1,510.4	0.0
Share of profit / loss of associate	5.1	0.0		0.0		5.1	0.0
PBT	-1,423.1	-120.9		-234.8		-1,657.9	39.9
Tax	-262.0	87.4		111.7		-150.3	128.0
PAT	-1,161.1	-208.3		-346.5		-1,507.6	-88.1
Diluted EPS (INR)	-5.93	-1.16		-2.01		-7.94	-0.23

Exceptional Items

i) Impairment of Property Plant and Equipment, Intangibles and certain other assets:

a. Relating to CGU of Diphenol facility at CFS Europe SpA Rs. 1,165 mn

(Net of adjustment to Revaluation Reserve Rs. 350 mn) (Previous year ended 31.03.2024 Inventory write off Rs. 228 mn)

b. Relating to CFSWL Rs 188 mn (Previous year ended 31.03.2024 Rs. 270 mn), c. Derecognition of deferred taxes of CFSWL Rs. 116 mn,

ii) Acquisition related costs of Vitafor Group Rs. 20 mn

iii) Loss on demolition / refurbishment of assets Rs. 22 mn

Standalone Profit & Loss Statement



Particulars (Rs. In Mn)	Q2 FY25	Q2 FY24	YoY	Q1 FY25	QoQ	H1FY24	H1FY24
Revenue from Operation	2,269.1	2,062.1	10.0%	1,819.1	24.7%	4,088.2	3,673.3
Raw material consumption	1,306.2	1,078.2		1,019.9		2,326.2	1,710.4
Employee Cost	196.0	177.0		168.1		364.1	331.8
Other expenses	626.9	593.4		561.7		1,188.6	1,162.2
EBITDA	140.0	213.5		69.3		209.4	468.9
EBITDA Margins (%)	6.2%	10.4%		3.8%		5.1%	12.8%
Operational EBITDA*	140.0	213.5		69.3		209.4	468.9
Operational EBITDA Margins (%)	6.2%	10.4%	(654 BPS)	3.8%	236 BPS	5.1%	12.8%
Other Income	30.8	56.3		17.8		48.6	112.0
Depreciation	134.4	124.1		126.9		261.3	242.1
Finance cost	179.2	151.0		136.2		315.3	271.5
PBT (Excluding Exceptional Item)	-142.7	-5.2		-176.0		-318.7	67.4
Exceptional Item	962.7	0.0		0.0		962.7	0.0
Share of profit / loss of associate	0.0	0.0		0.0		0.0	0.0
PBT	-1,105.4	-5.2		-176.0		-1,281.3	67.4
Tax	-379.1	9.3		-39.2		-418.3	24.1
PAT	-726.2	-14.6		-136.8		-863.0	43.2
Diluted EPS (INR)	-4.29	-0.09		-0.81		-5.10	0.26

Exceptional Items

i) Impairment loss on investments in subsidiaries namely:

a. CFS Europe Rs. 118 mn , b. CFSWL Rs. 44 mn (Previous year ended 31.03.2024 Rs. 19 mn) , c. CFS Pahang Asia Pte Ltd Rs. 1.8 mn

ii) Impairment of trade and other receivables (net of payables) due from subsidiaries:

a. CFS Europe SpA Rs. 193 mn, b. CFSWL Rs. 5,89 mn

iii) Loss on demolition / refurbishment of assets Rs. 18 mn

Consolidated Balance Sheet



Particulars (Rs. In Mn)	Sept - 24	Mar - 24	Particulars (Rs. In Mn)	Sept - 24	Mar - 24
Equity			Non-Current assets		
Equity Share Capital	167.5	167.5	Property, Plant and Equipment	5,827.0	7,122.4
Other Equity	6,730.2	8480.0	Capital Work-In-Progress	224.3	455.6
Minority interest	-244.7	-78.0	Right use of assets	442.4	445.2
Total Equity	6,653.0	8,569.5	Goodwill	760.8	470.8
Non-Current Liabilities			Other Intangible Assets	128.0	125.1
Financial Liabilities			Intangible assets under development	47.9	3.1
Borrowings	3,405.5	3,327.2	Financial Assets		
Lease Liabilities	191.3	171.6	Investments	234.5	78.8
Other Liabilities	3.4	3.3	Other Financial Assets	148.6	138.8
Provisions	55.9	51.1	Deferred tax assets	615.5	405.0
Deferred Tax Liabilities (Net)	33.5	68.4	Income Tax Assets	159.1	211.8
Other non-current liabilities	3.3	3.5	Other Non-Current Assets	51.4	54.1
Total Non-Current Liabilities	3,693.0	3,625.5	Total Non-Current Assets	8,639.5	9,510.6
Current Liabilities			Current Assets		
Financial Liabilities			Inventories	5,012.1	5,127.0
Borrowings	3,989.4	3,249.4	Financial Assets		
Trade Payables	3,387.7	3,246.4	Trade Receivables	3,094.4	2,851.5
Other Financial Liabilities	454.3	319.3	Cash and Cash Equivalents	795.0	802.5
Lease Liabilities	82.7	82.1	Bank Balances	110.9	132.8
Other Current Liabilities	466.0	327.7	Loans	23.3	100.6
Provisions	104.1	95.8	Other Financial Assets	121.6	18.1
Current tax liabilities (Net)	21.5	1.9	Other Current Assets	1,034.1	953.4
Total Current Liabilities	8,505.7	7,322.7	Assets held for sale	20.7	20.7
Total Equity and Liabilities	18,851.7	19,517.2	Total Current Assets	10,191.4	10,006.7
			Total Assets	18,851.7	19,517.2

Consolidated Cash Flow Statement



Particulars (Rs. In mn)	Sept - 24	Sept - 23
Net Profit Before Tax	-1,657.9	39.9
Adjustments for: Non-Cash Items / Other Investment or Financial Items	2,565.9	742.9
Operating profit before working capital changes	908.0	782.8
Changes in working capital	-82.2	-128.2
Cash generated from Operations	825.8	654.6
Direct taxes paid (net of refund)	-169.8	-217.5
Net Cash from Operating Activities	656.0	437.1
Net Cash from Investing Activities	-242.6	-290.8
Net Cash from Financing Activities	-421.0	-159.5
Net Decrease in Cash and Cash equivalents	-7.6	-13.2
Add: Cash & Cash equivalents at the beginning of the period	802.5	937.4
Cash & Cash equivalents at the end of the period	794.9	924.2



Company Overview

Company Overview



 **100+**
Range of Diversified Products

 **Preferred Partner**
For Customized Shelf-Life Solutions

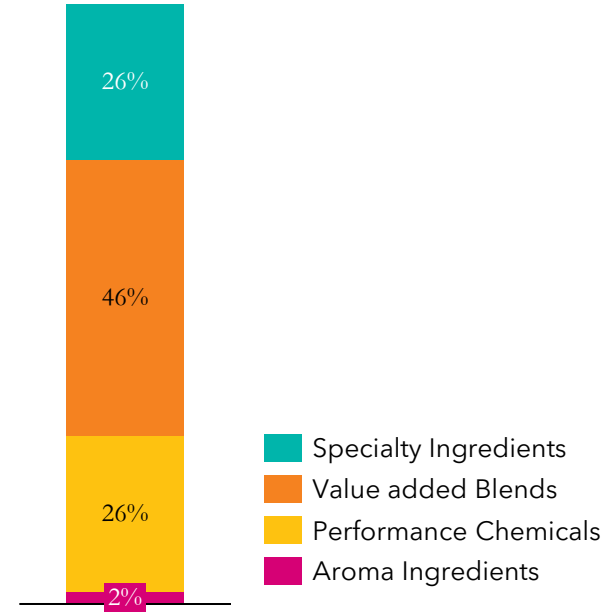
 **Among Global Leaders**
in the Manufacturing of Antioxidants

 **1,250+**
Base of Satisfied Customers Worldwide

 **High Quality & Wide Range**
Vanillin Manufacturer

 **61,000+**
Led by Integrated Global Production Capacity

FY24 Revenue Mix* ₹ 16,131 mn



Catering Diverse Industries

Food & Beverage	Animal Nutrition	Pet Food	Flavours & Fragrances	Dietary Supplements
Pharmaceuticals & Pharma Intermediates	Petrochemicals	Dyes & Pigments	Polymers	Agrochemicals
Rendering	Bio-Fuels	Aquaculture & Fishmeal	Personal Care & Home Care	Incense Sticks

Global Footprint



Capacity (MTPA)

31,000

Camlin Fine Sciences, India

6,000

CFS do Brasil

12,000

CFS Dresen, Mexico

12,000

CFS Europe SpA, Italy

9

Global Manufacturing Facilities

5

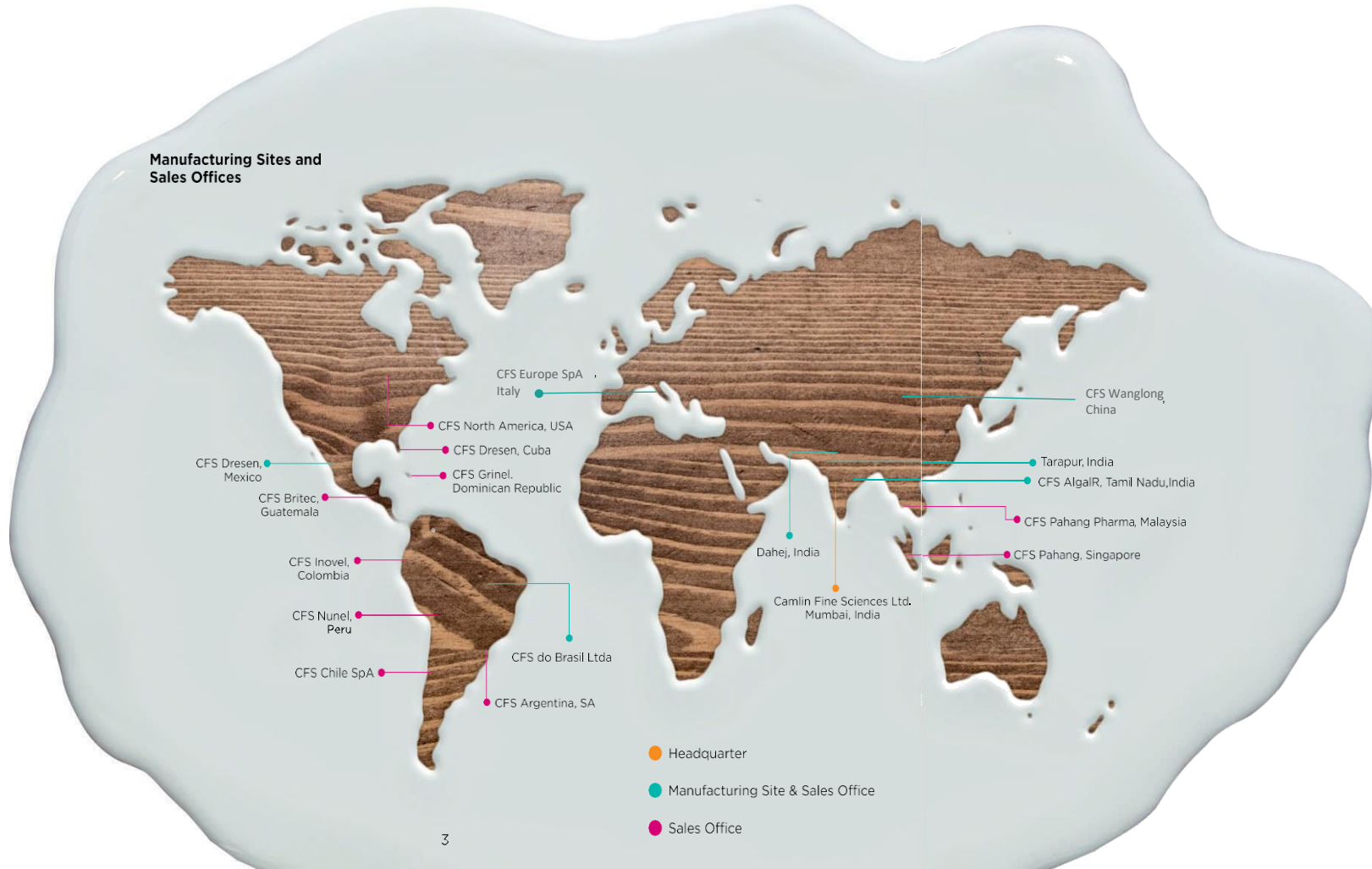
Application Laboratories

80+

Presence in Countries

2

R&D Centres



3

Product Highlights



FY24 Sales Mix%

Key Products

End User Industries

Key Brands

Straights

26%

Specialty Ingredients

Value added Blends

46%

- › TBHQ
- › BHA
- › Ascorbyl palmitate (ASP)

- › 200+ custom formulations, encompassing both traditional and natural solutions (forward-integrated antioxidant blends)

- › Pet Food
- › Livestock Nutrition
- › Food & Beverages
- › Fish Meal
- › Animal Feed Mills
- › Biodiesel
- › Aquaculture & Fishmeal
- › Rendering

- › These formulations are specifically tailored to meet the diverse needs of the industry
- › Aim to increase focus on high-value blends and additives

NaSure
Extending Shelf Life Naturally



Xtendra
shelf life solutions



26%

Performance Chemicals

- › HQ derivatives products like Chloranil, MEHQ, HQEE, TBHQ, PDMB, CME,
- › CT derivative products like 4 TBC, Guethol, Veratrole, Guaiacol, 1, 2MDB

- › Petrochemicals
- › Dyes & Pigments
- › Agrochemicals
- › Polymers
- › Pharmaceuticals
- › Acrylates
- › Electroplating
- › Printing Inks

Dinamic
Performance Chemicals

2%

Aroma Ingredients

- › Vanillin, Ethyl Vanillin and Vanillin ex-clove (adorr™)

- › Food & Beverages
- › Pharmaceutical
- › Incense sticks
- › Animal Feed
- › Flavors & Fragrance
- › Agrochemicals
- › Personal Care

adorr
sensory sciences



Process Optimization Initiatives

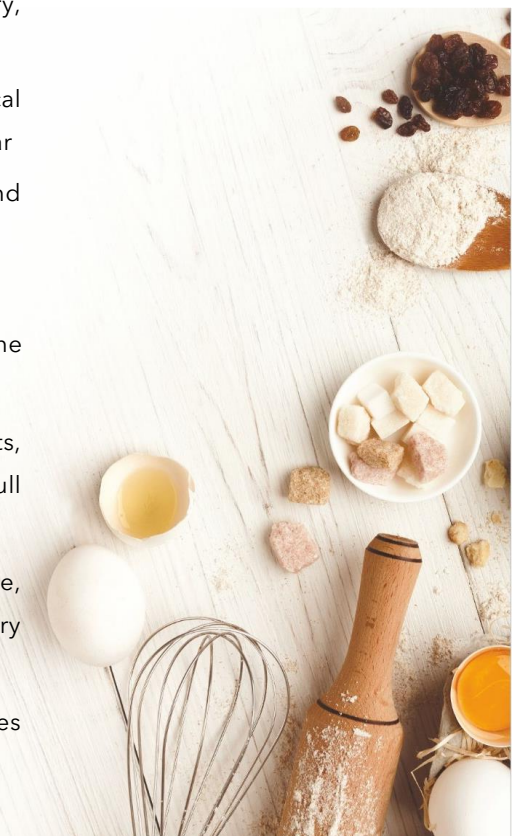
- **Vanillin Production Optimization:** Continuous improvement at our new Dahej plant, refining processes and setting a future - oriented strategic direction
- **HQ Derivatives Process:** Developed a novel, process with improved selectivity for producing HQ derivatives from alternate routes. This initiative is presently being evaluated and is a promising step to enhance our capabilities
- **Dyes & Pigments:** R&D efforts have paved way for new processes tailored for dyes and pigment industry, including a pioneering zero liquid discharge process that effectively addresses critical impurity challenges
- **Animal Nutrition:** Dedicated to the continuous improvement and development of products using technical expertise of CS Dresen and customizing products to suit the market needs, anticipated for the upcoming year
- **Quality Enhancements:** Focused on Analytical and Quality Enhancements through Instrumental Analysis and Method Development, which play critical roles in ensuring the integrity and efficacy of our products

Product Development:

- **High-Quality Hydroquinone:** Developing a high-quality specialized grade for Hydroquinone, leading to the crucial phase of conducting plant trials
- **Antioxidant Innovations:** Successfully developed and implemented enhanced quality of antioxidants, tailored specifically for discerning customers. These products have smoothly transitioned from R&D to full scale production and have already made market debut
- **Naturals & Emulsifiers:** Newest offerings include emulsifier-based ingredients designed to enhance texture, consistency, mouthfeel, appearance, process efficiency and yield for diverse range of food industry applications
- **Upcoming Products:** FY2024-25 will see the commercialization of many new products, which includes products in Dyes & Pigments and Agrochemicals.

Powered by Vertical Integration

- Efforts in both organic and inorganic expansions, showcases company's commitment to fortifying position in the market
- Strategic focus on captive consumption ensures utilization of raw materials for downstream products
- Strategic forward integration into Blends and Vanillin swings company's business model to high-value additives / solutions



Acquisition of Vitafor Invest NV



Acquisition Details

- Dresen Quimica SAPI De CV, Mexico has acquired 100% stake in Vitafor Invest NV, Belgium and its underlying subsidiaries/associate on June 11, 2024
- 100% stake in Target Entity for Cash Consideration of € 1 (Euro One)



Key Rationale

- Leveraging Vitafor's network to augment and grow in the European & African feed and pet food market
- Synergy to grow the product lines of Vitafor with the existing customers



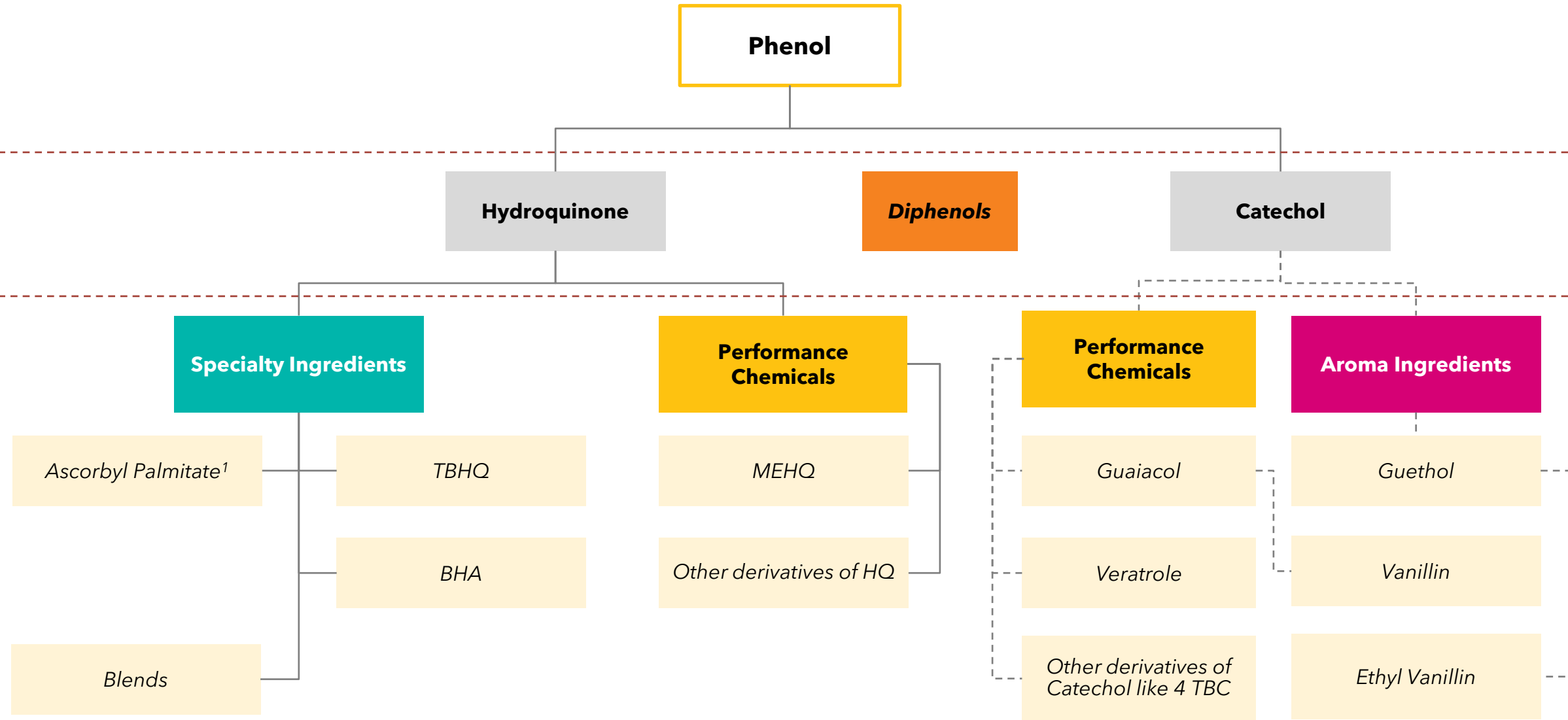
Brief Background

- Vitafor Invest NV was founded in February 21, 2018 is a Belgian company located 20km south of the port of Antwerp.
- Manufactures and trades in products catering to the animal feed industry.

Integration Chain



Manufactured In-house



¹ Ascorbyl Palmitate is not a part of HQ / Catechol value-chain and is manufactured from ascorbic acid

Environment



- Main goal by 2030 is to switch to renewable electricity for all manufacturing facilities. Currently, company is exploring different options to achieve this goal
- Dedicated to sustainability and done few initiatives from reducing food waste to sourcing clean energy
- Constantly seeking new ways to promote eco-friendliness
- Specifically target food segments that require improved shelf life
- Offer solutions for improving nutrition, health, and hygiene in livestock, resulting in enhanced Food Conversion Ratio (FCR) and overall animal performance

Social



- Supported organizations such as Akhil Bharatiya Vanavasi Kalyan Ashram, Vanvasi Kalyan Ashram, Vivekananda Rock Memorial & Vivekanada Kendra, Institute of Chemical Technology & Kalyan Ashram to improve quality of life and sustain humanity
- Employee Wellness Initiatives to provides nutritionist consulting, diet planning, gym access, and frequent health monitoring to boost employee wellness

Governance








- Have a Governance Board that comprises highly skilled and visionary leaders from diverse backgrounds, bringing a wealth of technical and business expertise to the table
- Actively participate in brainstorming sessions with the aim of formulating comprehensive strategies and policies



Board of Directors



Name		Profile
Ashish Dandekar Chairman & Managing Director		<ul style="list-style-type: none"> › Over three decades of experience in pharmaceuticals and specialty chemical products including business planning, information systems, research & development, product development, and marketing › Holds a BA in Economics and Management studies from Temple University, USA
Nirmal Momaya Managing Director		<ul style="list-style-type: none"> › Qualified Chartered Accountant with over three decades of experience in finance, taxation, audit, and management consultancy › He has been instrumental in providing strategic guidance & direction to the company on all significant business matters
Arjun Dukane Executive Director - Technical		<ul style="list-style-type: none"> › Chemical Engineer with over three decades of experience in the chemical industry › Has been associated with CFS for more than 15 years
Harsha Raghavan Non-Executive Non-Independent Director		<ul style="list-style-type: none"> › Managing Partner of Convergent Finance LLP and ex-founding MD & CEO of Fairbridge Capital (a Fairfax Company) › Holds an MBA & MSc in industrial engineering from Stanford University and a B.A from University of California, Berkeley
Anagha Dandekar Non-Executive Non-Independent Director		<ul style="list-style-type: none"> › President & co-founder of Hardware Renaissance, a manufacturer of handcrafted door hardware and accessories › Holds an MBA in Finance from the University of South Carolina, USA
Amol Shah Independent Director		<ul style="list-style-type: none"> › Managing Director of the MJ Group with over three decades of experience covering human healthcare, F&F compounds, plant protection, and water treatment chemicals › Holds an MBA from the University of Southern California and a Bachelor's in Engineering from the University of Kent
Joseph Conrad D'souza Independent Director		<ul style="list-style-type: none"> › Erstwhile Member of Executive Management and Ex-Chief Investor Relations Officer of HDFC Ltd › Holds an M.com from Mumbai University and an MBA from South Gujarat University
Pradip Kanakia Independent Director		<ul style="list-style-type: none"> › Qualified Chartered Accountant (both England, Wales and India) with over three decades of experience › Held leadership position in PWC & KPMG, leveraging his expertise in strategy, transformation, performance management, accounting, auditing, reporting, controls, compliance & governance
Sutapa Banerjee Independent Director		<ul style="list-style-type: none"> › Gold medalist in economics from XLRI India, and an Economics honors graduate from Presidency College Kolkata › Over two decades of experience in the financial services industry and currently serves as an Independent Director on the boards of several companies
Mahabaleshwar Palekar Independent Director		<ul style="list-style-type: none"> › Over three decades of experience with corporates in India and MNCs › Chemical engineer with a degree from the Institute of Chemical Technology (ICT) in Mumbai, India



Promoter directors



Independent directors

Senior Management Team



Name	› Profile
Ashish Dandekar Chairman & Managing Director	<ul style="list-style-type: none"> › Over three decades of experience in pharmaceuticals and specialty chemical products including business planning, information systems, research & development, product development, and marketing › Holds a BA in Economics and Management studies from Temple University, USA
Nirmal Momaya Managing Director	<ul style="list-style-type: none"> › Qualified Chartered Accountant with over three decades of experience in finance, taxation, audit, and management consultancy › He has been instrumental in providing strategic guidance & direction to the company on all significant business matters
Arjun Dukane Executive Director- Technical	<ul style="list-style-type: none"> › Chemical Engineer with over three decades of experience in the chemical industry › Has been associated with CFS for more than 15 years
Santosh Parab Chief Financial Officer	<ul style="list-style-type: none"> › Over two decades of experience working auditing profession › Previously worked at B.K. Khare & Co, an Indian accounting firm › Qualified Chartered Accountant with a Bachelor's degree in commerce › Associated with CFS for 8 years
Nilesh Jadhav Chief Operating Officer	<ul style="list-style-type: none"> › Chemical Engineer with around three decades of experience in the chemical industry including heading multilocal manufacturing sites › Previously worked at Balaji Amines, Deepak Fertilizers & Petrochemicals, Essar Refinery & Schenectady › Executive Management from IIM Bangalore and Piping Engineering from IIT Powai
Eric Santos Vice President - Aroma Ingredients	<ul style="list-style-type: none"> › Over two decades of industry experience, previously worked as a commercial director at Solvay S.A. › Holds a Bachelor's degree in chemistry
Massimo Cupello Head - Italy operations	<ul style="list-style-type: none"> › Over three decades of experience in varied industries including food chocolate and private equity › Previously worked at Ferrero Chocolate, Unopiu (Sinergo & CCP) in Europe › Holds an MBA in International Business and a Bachelor's degree in Science
Jose Arturo Paulin Head - Mexico operations	<ul style="list-style-type: none"> › Over two decades of experience in the feed market (premix, feed additives, pet food, and rendering) › Previously worked at Trouw Nutrition and Kemin Inc in Mexico › Qualified agriculture engineer
Jennifer Igou Head - USA operations	<ul style="list-style-type: none"> › Over two decades of experience in food and pet-food space particularly in anti-oxidants & Hydrocolloids › Previously worked at Kemin Inc. USA & FMC › Holds a Bachelor's degree in Chemistry and Biology with an emphasis in Biomedicine



Way Forward



Specialty Ingredients

- Maintaining market leadership for Antioxidants
- Increasing focus on high margin blends and additives. These formulations are specifically tailored to meet the diverse needs of the industry
- Widen portfolio to provide a comprehensive solution for the food, pet food, biodiesel, livestock and aquaculture industries



Performance Chemicals

- Aim to expand Diphenol chain, specifically focusing on expanding downstream products
- Introduction of new products like CME, Chloranil, Naphthol etc.
- Increasing manufacturing capacity of existing products through debottlenecking (MEHQ)
- Aim to give a major impetus to the 'Make in India' initiative by launching exciting products

Aroma Ingredients

- Introduce specialized and customized products within the vanillin range, catering to diverse application needs
- Actively pursuing an expansion in the aroma industry
- The production of Ethyl Vanillin and vanillin ex-clove (natural vanillin) completes comprehensive range of Vanillin offerings for the market
- Aim to achieve optimum capacity utilization in coming years



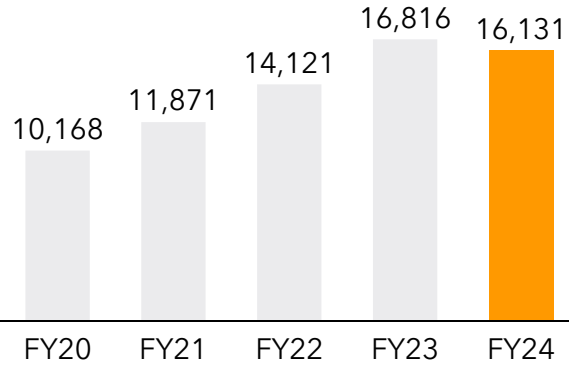


Historical Financial Highlights

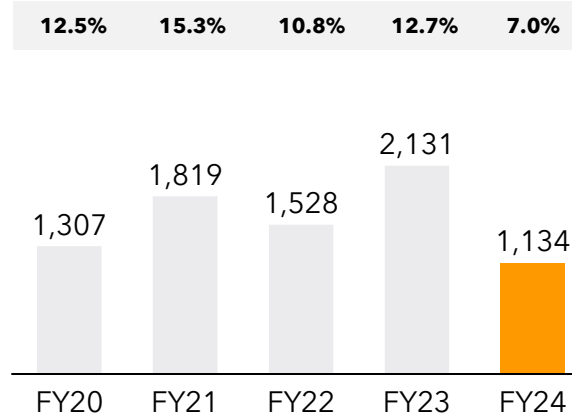
Historical Financial Highlights



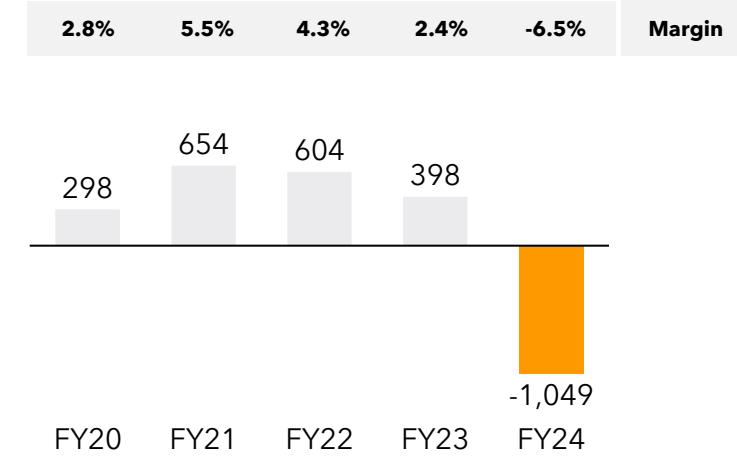
Revenue (Rs. In Mn)



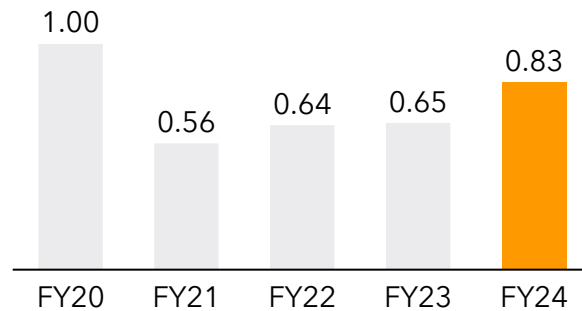
EBITDA (Rs. In Mn)



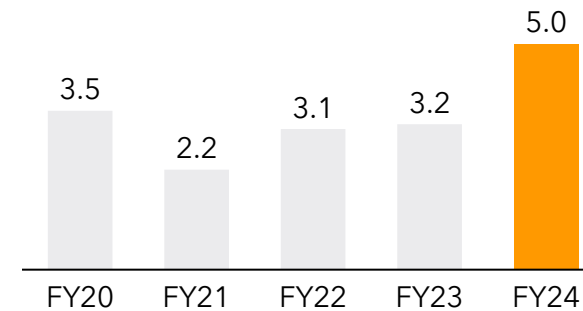
PAT (Rs. In Mn)



Net Debt to Equity (x)



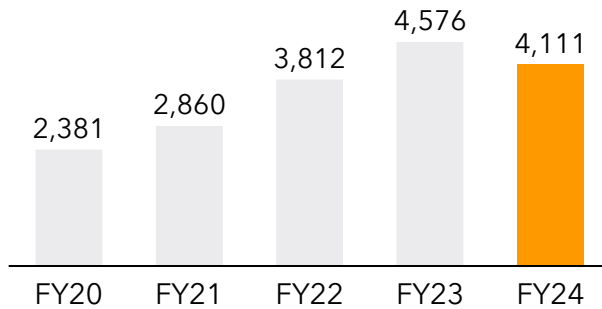
Net Debt to EBITDA (x)



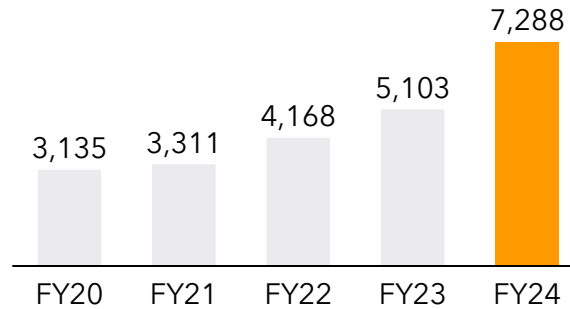
Operational Revenue Break-Up



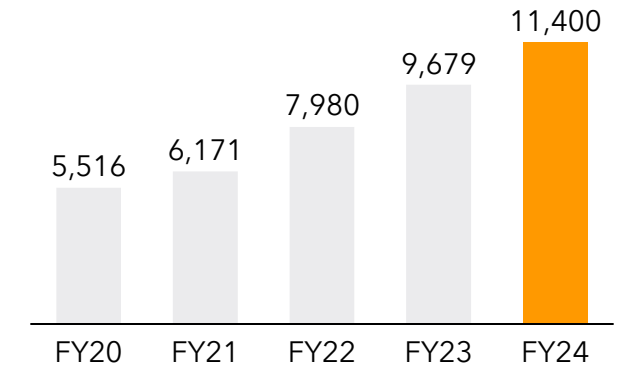
**Specialty Ingredients (Rs. In Mn)
(Straights)**



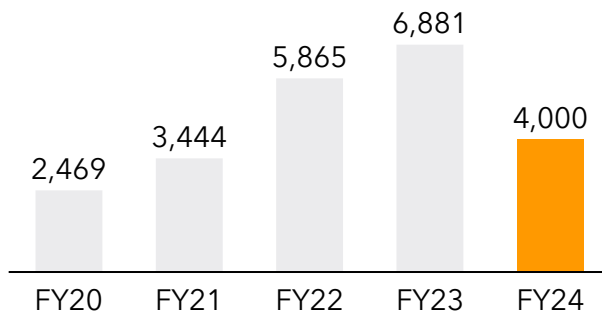
**Specialty Ingredients (Rs. In Mn)
(Value added blends)**



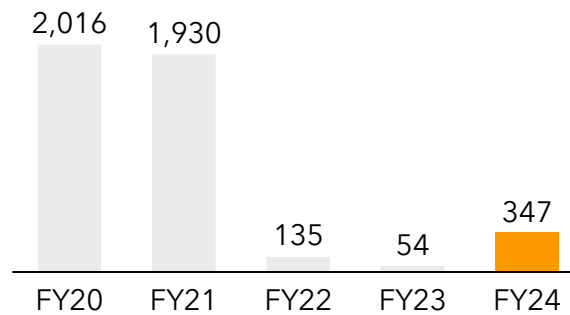
Total Specialty Ingredients (Rs. In Mn)



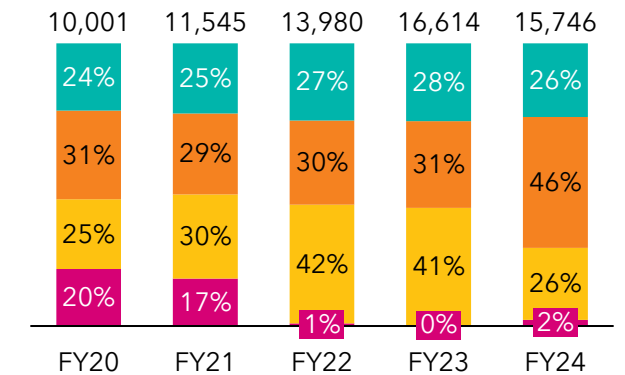
Performance Chemicals (Rs. In Mn)



Aroma Ingredients (Rs. In Mn)



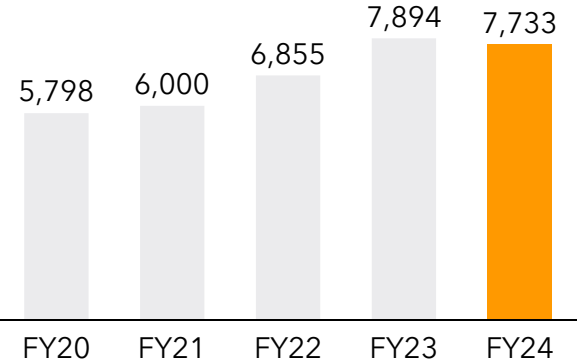
Total Revenue Breakup (%)*



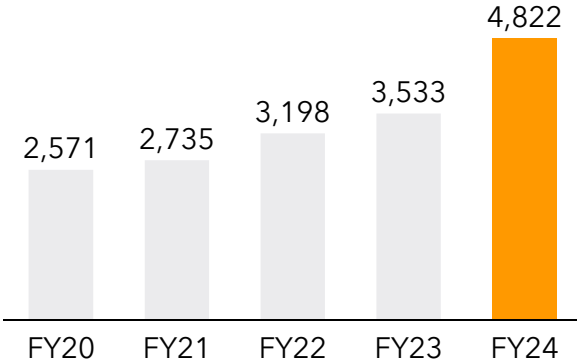
Regional Highlights



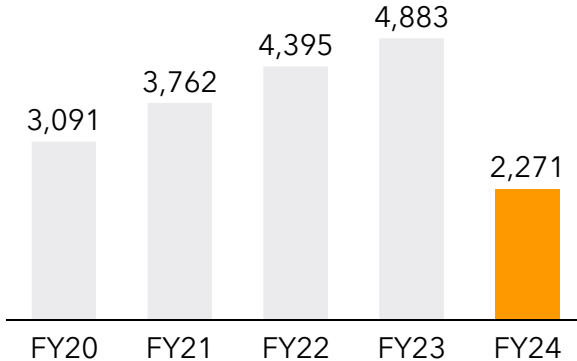
CFS India (Rs. In Mn)



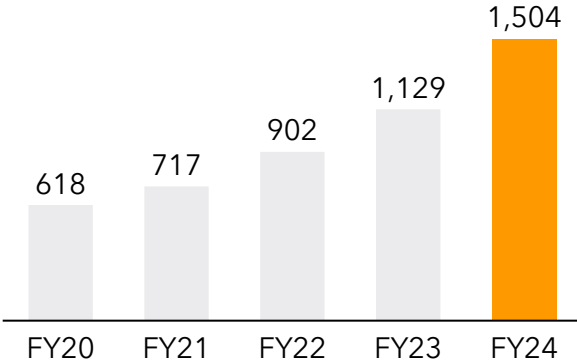
CFS Mexico (Rs. In Mn)



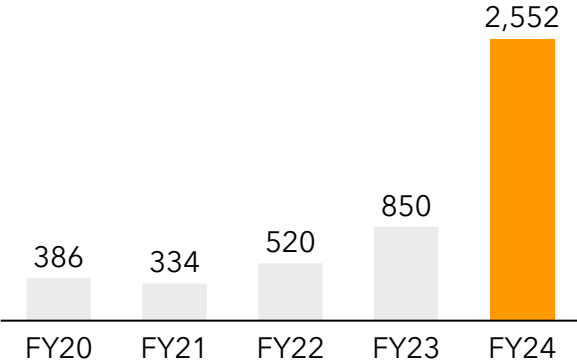
CFS Europe (Rs. In Mn)



CFS Brazil (Rs. In Mn)



CFS North America (Rs. In Mn)



Thank You !



Camlin Fine Sciences Ltd.

CIN - L74100MH1993PLCO75361

Mr. Santosh Parab- CFO

Email - santosh.parab@camlinfo.com

www.camlinfo.com

SGA Strategic Growth Advisors

Strategic Growth Advisors Pvt. Ltd.

CIN - U74140MH2010PTC204285

Mr. Shrikant Sangani / Ms. Shaily Patwa

Email - shrikant.sangani@sgapl.net / shaily.p@sgapl.net

Mobile No - 9619595686 / 9819494608

www.sgapl.net

