

CO:IRD:2024:25:269

Date: 20th January, 2025

National Stock Exchange of India Limited Listing Department, Exchange Plaza, Plot No. C/1, 'G' Block, Bandra-Kurla Complex, Bandra (East), Mumbai-400 051 Scrip Code-CENTRALBK	BSE Limited Corporate Relationship Dept., Phiroze Jeejeebhoy Towers, Dalal Street, Fort, Mumbai-400 001 Scrip Code-532 885
---	---

Dear Sir/Madam,

Sub: Outcome of Board Meeting of the Bank held on 20th January, 2025.

Pursuant to Regulation 30 of SEBI (LODR) Regulations, 2015, we wish to inform that the Board of Directors of Bank at their meeting held today i.e. Monday, 20th January, 2025 at Mumbai inter-alia considered and approved the unaudited standalone and consolidated financial results of the Bank for the Third Quarter and Nine months ended 31st December, 2024.

Further, pursuant to Regulations 33, 52 and other applicable provisions of the SEBI (LODR) Regulations 2015, we enclose herewith the following documents:-

- ✓ Copy of the unaudited standalone and consolidated financial results of the Bank along with Auditors Limited Review Report thereon, for the Third Quarter and Nine months ended 31.12.2024.
- ✓ Declaration on Audit report with unmodified opinion for quarter ended 31.12.2024 [Regulation 33 (3) of SEBI (LODR), Regulations, 2015].
- ✓ Statement of deviation(s) or variation(s) for quarter ended 31.12.2024 - [Regulation 32(1), 52(7) & 52(7A) of SEBI (LODR), Regulations, 2015].
- ✓ Security Cover Certificate as on 31.12.2024 - [Regulation 54 of SEBI (LODR), Regulations, 2015].

The meeting of Board of Directors commenced at 01.00 PM and concluded at 02:10 PM.

Please take the above on your record.

Thanking you.

Yours faithfully,
For **Central Bank of India**

CHANDRAKANT BHAGWAT
Company Secretary & Compliance officer

Encl.: As above



Unaudited Standalone Financial Results for the Quarter and Nine Months ended December 31, 2024

(₹ in Lakh)

Particulars	Standalone					
	Quarter Ended			Nine Months Ended		Year Ended
	31.12.2024	30.09.2024	31.12.2023	31.12.2024	31.12.2023	31.03.2024
	Unaudited	Unaudited	Unaudited	Unaudited	Unaudited	Audited
1 Interest earned (a) + (b) + (c) + (d)	850,944	820,262	780,921	2,504,685	2,238,515	3,072,223
(a) Interest/discount on advances/bills	568,868	540,204	516,852	1,649,277	1,440,314	1,970,716
(b) Income on investments	259,017	254,675	234,948	760,022	696,405	951,039
(c) Interest on balances with Reserve Bank of India and other inter bank funds	19,402	24,404	24,988	68,639	85,149	112,029
(d) Others	3,657	979	4,133	26,747	16,647	38,439
2 Other Income	122,920	164,670	132,972	404,103	334,962	471,128
A. TOTAL INCOME (1+2)	973,864	984,932	913,893	2,908,788	2,573,477	3,543,351
3 Interest Expended	496,932	479,214	465,736	1,454,852	1,302,968	1,782,591
4 Operating Expenses (e) + (f)	280,601	289,225	255,056	841,801	740,576	1,024,492
(e) Employees cost	179,263	182,705	166,396	533,332	459,005	631,215
(f) Other operating expenses	101,338	106,520	88,660	308,469	281,571	393,277
B. TOTAL EXPENDITURE (3)+(4) (excluding Provisions and Contingencies)	777,533	768,439	720,792	2,296,653	2,043,544	2,807,083
C. OPERATING PROFIT (A-B) (Profit before Provisions & Contingencies)	196,331	216,493	193,101	612,135	529,933	736,268
D. Provisions (other than tax) and Contingencies.# (Of which: provisions for Non-Performing Assets)	55,664	59,806	82,198	234,555	260,221	330,930
	30,977	34,062	71,438	197,206	288,241	339,139
E. Exceptional Items	-	-	-	-	-	-
F. Profit/(Loss) from Ordinary Activities before Tax (C-D-E)	140,667	156,687	110,903	377,580	269,712	405,338
G. Tax Expenses	44,774	65,403	39,117	102,409	95,540	150,432
H. Net Profit / (Loss) from Ordinary Activities After Tax (F-G)	95,893	91,284	71,786	275,171	174,172	254,906
I. Extraordinary items (net of tax expense)	-	-	-	-	-	-
J. Net Profit / (Loss) for the period (H-I)	95,893	91,284	71,786	275,171	174,172	254,906
5 Paid-up equity share capital (Face value of ₹ 10/- per share)	868,094	868,094	868,094	868,094	868,094	868,094
6 Reserves excluding revaluation reserves (as per balance sheet of previous accounting year)	-	-	-	-	-	1,938,231
7 Analytical Ratios						
(i) Percentage of shares held by Government of India	93.08%	93.08%	93.08%	93.08%	93.08%	93.08%
(ii) Capital Adequacy Ratio-Basel III (%)*	16.43%	16.27%	14.74%	16.43%	14.74%	15.08%
(a) CET 1 Ratio (%)*	14.21%	14.01%	12.17%	14.21%	12.17%	12.46%
(b) Additional Tier 1 Ratio (%)	-	-	-	-	-	-
(iii) (a) Basic Earning per Share(in ₹) before and after Extraordinary Items, Net of Tax Expense [not annualised]	1.10	1.05	0.83	3.17	2.01	2.94
(b) Diluted Earning per Share(in ₹) before and after Extraordinary Items, Net of Tax Expense [not annualised]	1.10	1.05	0.83	3.17	2.01	2.94
(iv) (a) Amount of Gross Non-performing Assets	1,045,989	1,160,425	1,078,649	1,045,989	1,078,649	1,134,034
(b) Amount of Net Non-Performing Assets	155,498	167,397	295,557	155,498	295,557	300,195
(c) % of Gross Non-performing Assets	3.86%	4.59%	4.50%	3.86%	4.50%	4.50%
(d) % of Net Non-Performing Assets	0.59%	0.69%	1.27%	0.59%	1.27%	1.23%
(v) Return on Assets (Annualised) (%)	0.87%	0.85%	0.69%	0.85%	0.59%	0.63%
(vi) Networth (excluding Revaluation Reserve)	2,998,259	2,919,016	2,723,227	2,998,259	2,723,227	2,805,333
(vii) Debt** Equity Ratio	0.19	0.21	0.29	0.19	0.29	0.26
(viii) Outstanding Redeemable Preference Shares	-	-	-	-	-	-
(ix) Capital Redemption Reserve/Debenture Redemption Reserve	-	-	-	-	-	-
(x) Paid-up Debt Capital/Outstanding Debt***(%)	7.35%	18.99%	13.06%	7.35%	13.06%	15.15%
(xi) Total Debt*** to Total Assets (%)	5.83%	2.95%	5.22%	5.83%	5.22%	4.43%
(xii) Operating Margin (%)	20.16%	21.98%	21.13%	21.04%	20.59%	20.78%
(xiii) Net Profit Margin (%)	9.85%	9.27%	7.85%	9.46%	6.77%	7.19%

* Capital Adequacy Ratio (BASEL III) is arrived at after considering the Net Present Value (NPV) of non interest bearing recapitalization Bond infused as Capital by Govt of India during the F.Y. ended 31st March 2021.

** Debt represents borrowings with residual maturity of more than one year. *** Total Debt and Outstanding Debt represent total borrowings of the Bank.

Due to write back of provision on Standard Advances and NPI, total provision is appearing lower than NPA provision for Year ended March 31, 2024 and Nine Months ended Dec 31, 2023.

Note 1 : Disclosure of Interest Service Coverage Ratio and Debt Service Coverage Ratio is not applicable to Bank.

Note 2 : Figures of the previous periods have been regrouped/reclassified wherever considered necessary to conform to current period classification.

Vivek Wahi

Executive Director

M V Murali Krishna

Executive Director

Mahendra Dohare

Executive Director

M.V. Rao

Managing Director & CEO

Place : Mumbai

Date : January 20, 2025



STANDALONE SEGMENT REPORT FOR THE QUARTER AND NINE MONTHS ENDED DECEMBER 31, 2024

(₹ In Lakh)


Sl. No.	Particulars	Quarter Ended			Nine Months Ended		Year Ended
		Unaudited 31.12.2024	Unaudited 30.09.2024	Unaudited 31.12.2023	Unaudited 31.12.2024	Unaudited 31.12.2023	Audited 31.03.2024
A.	Segment Revenue						
	1. Treasury Operations	3,01,908	3,19,676	2,90,104	9,35,017	8,59,652	11,81,274
	2. Retail Banking Operations	4,28,000	4,38,954	3,81,066	13,02,661	11,14,954	15,01,391
	3. Wholesale Banking Operations	2,41,179	2,26,302	2,39,989	6,47,349	5,86,661	8,27,947
	4. Other Banking Operations	-	-	-	-	-	-
	5. Unallocated	2,777	-	2,734	23,761	12,210	32,739
	Total	9,73,864	9,84,932	9,13,893	29,08,788	25,73,477	35,43,351
	Less: Inter Segment Revenue	-	-	-	-	-	-
	Income From Operations	9,73,864	9,84,932	9,13,893	29,08,788	25,73,477	35,43,351
B.	Segment Results(Profit+)/Loss(-)						
	1. Treasury Operations	31,824	63,798	39,673	1,58,237	2,09,259	2,70,434
	2. Retail Banking Operations	74,616	61,741	28,138	1,68,011	2,00,219	2,44,491
	3. Wholesale Banking Operations	42,307	46,346	47,938	62,920	(1,17,797)	(96,705)
	4. Other Banking Operations	-	-	-	-	-	-
	5. Unallocated	(8,080)	(15,198)	(4,846)	(11,588)	(21,969)	(12,882)
	Total	1,40,667	1,56,687	1,10,903	3,77,580	2,69,712	4,05,338
	Less: (i) Interest	-	-	-	-	-	-
	(ii) Other Un-allocable income/Expenditure net off	-	-	-	-	-	-
	(iii) Un-allocable income	-	-	-	-	-	-
	Total Profit Before Tax	1,40,667	1,56,687	1,10,903	3,77,580	2,69,712	4,05,338
	Income Tax	44,774	65,403	39,117	1,02,409	95,540	1,50,432
	Net Profit/(Loss)	95,893	91,284	71,786	2,75,171	1,74,172	2,54,906
C.	Segment Assets						
	1. Treasury Operations	1,89,16,775	1,85,23,007	1,88,80,654	1,89,16,775	1,88,80,654	1,84,68,569
	2. Retail Banking Operations	1,72,79,217	1,66,14,980	1,47,08,381	1,72,79,217	1,47,08,381	1,51,75,614
	3. Wholesale Banking Operations	92,27,328	81,70,425	90,22,330	92,27,328	90,22,330	96,54,866
	4. Other Banking Operations	-	-	-	-	-	-
	5. Unallocated Assets	12,98,664	13,51,828	13,80,940	12,98,664	13,80,940	13,68,219
	Total	4,67,21,984	4,46,60,240	4,39,92,305	4,67,21,984	4,39,92,305	4,46,67,268
D.	Segment Liabilities						
	1. Treasury Operations	1,82,03,128	1,80,73,586	1,86,88,328	1,82,03,128	1,86,88,328	1,79,37,686
	2. Retail Banking Operations	1,62,42,573	1,55,96,965	1,37,71,364	1,62,42,573	1,37,71,364	1,43,71,503
	3. Wholesale Banking Operations	88,80,548	76,69,816	84,47,550	88,80,548	84,47,550	91,43,283
	4. Other Banking Operations	-	-	-	-	-	-
	5. Unallocated Liabilities	-	-	-	-	-	-
	Total	4,33,26,249	4,13,40,367	4,09,07,242	4,33,26,249	4,09,07,242	4,14,52,472
E.	Capital Employed						
	1. Treasury Operations	7,13,647	4,49,421	1,92,326	7,13,647	1,92,326	5,30,883
	2. Retail Banking Operations	10,36,644	10,18,015	9,37,017	10,36,644	9,37,017	8,04,111
	3. Wholesale Banking Operations	3,46,780	5,00,609	5,74,780	3,46,780	5,74,780	5,11,583
	4. Other Banking Operations	-	-	-	-	-	-
	5. Unallocated	12,98,664	13,51,828	13,80,940	12,98,664	13,80,940	13,68,219
	Total	33,95,735	33,19,873	30,85,063	33,95,735	30,85,063	32,14,796

Note: 1) Segment Revenue and Expenses have been apportioned on the basis of the segment assets, wherever direct allocation is not possible.


2) Figures of previous year/period have been regrouped wherever considered necessary to conform to current period classification.

3) The Bank has only one geographical segment i.e. Domestic Segment


Vivek Wahi
Executive Director


M V Murali Krishna
Executive Director


Mahendra Dohare
Executive Director


M.V. Rao
Managing Director & CEO

Place: Mumbai

Date: January 20, 2025



Consolidated Unaudited Financial Results for the Quarter and Nine Months ended December 31, 2024
(₹ in Lakh)


Particulars	Consolidated					
	Quarter Ended			Nine Months Ended		Year Ended
	31.12.2024	30.09.2024	31.12.2023	31.12.2024	31.12.2023	31.03.2024
	Unaudited	Unaudited	Unaudited	Unaudited	Unaudited	Audited
1 Interest earned (a) + (b) + (c) + (d)	8,54,183	8,23,534	7,84,191	25,14,418	22,47,770	30,84,892
(a) Interest/discount on advances/bills	5,71,849	5,43,176	5,19,852	16,58,159	14,48,759	19,82,207
(b) Income on investments	2,59,104	2,54,781	2,35,015	7,60,308	6,96,648	9,51,391
(c) Interest on balances with Reserve Bank of India and other inter bank funds	19,402	24,404	24,989	68,639	85,150	1,12,029
(d) Others	3,828	1,173	4,335	27,312	17,213	39,265
2 Other Income	1,23,242	1,64,894	1,32,925	4,04,772	3,34,999	4,71,306
A. INCOME (1+2)	9,77,425	9,88,428	9,17,116	29,19,190	25,82,769	35,56,198
3 Interest Expended	4,98,356	4,80,654	4,67,185	14,59,156	13,07,133	17,88,237
4 Operating Expenses (e) + (f)	2,81,397	2,90,175	2,55,665	8,44,212	7,42,403	10,27,489
(e) Employees cost	1,79,675	1,83,119	1,66,729	5,34,529	4,60,007	6,32,577
(f) Other operating expenses	1,01,722	1,07,056	88,936	3,09,683	2,82,396	3,94,912
B. TOTAL EXPENDITURE (3)+(4) (excluding Provisions and Contingencies)	7,79,753	7,70,829	7,22,850	23,03,368	20,49,536	28,15,726
C. OPERATING PROFIT (A-B) (Profit before Provisions & Contingencies)	1,97,672	2,17,599	1,94,266	6,15,822	5,33,232	7,40,472
D. Provisions (other than tax) and Contingencies.#	55,903	59,828	82,061	2,35,073	2,60,501	3,31,490
(Of which provisions for Non-Performing Assets)	31,216	34,241	71,450	1,97,868	2,88,659	3,39,665
E. Exceptional Items	-	-	-	-	-	-
F. Profit/ (Loss) from Ordinary Activities before Tax (C-D-E)	1,41,769	1,57,771	1,12,205	3,80,749	2,72,731	4,08,982
G. Tax Expenses	44,951	65,707	39,453	1,03,171	96,316	1,51,384
H. Net Profit / (Loss) from Ordinary Activities	96,818	92,064	72,752	2,77,578	1,76,415	2,57,598
I. Extraordinary items (net of tax expense)	-	-	-	-	-	-
J Add: Share of Profit in Associates	(213)	533	1,036	6,094	9,501	10,064
K Less: Share of Minority Interest	267	214	341	709	777	894
L Net Profit / (Loss) for the period (H-I+J-K)	96,338	92,383	73,447	2,82,963	1,85,139	2,66,768
5 Paid-up equity share capital (Face value of ₹ 10/- per share)	8,68,094	8,68,094	8,68,094	8,68,094	8,68,094	8,68,094
6 Reserves excluding revaluation reserves (as per balance sheet of previous accounting year)						19,60,875
7 Analytical Ratios						
(i) Percentage of shares held by Government of India	93.08	93.08	93.08	93.08	93.08	93.08
(ii) Capital Adequacy Ratio-Basel III (%)						
(a) CET 1 Ratio (%)						
(b) Additional Tier 1 Ratio (%)						
(iii) (a) Basic Earning per Share (in ₹) before and after Extraordinary Items, net of Tax Expense [not annualised]	1.11	1.06	0.85	3.26	2.13	3.07
(b) Diluted Earning per Share (in ₹) before and after Extraordinary Items, net of Tax Expense [not annualised]	1.11	1.06	0.85	3.26	2.13	3.07
(iv) (a) Amount of Gross Non-performing Assets	10,53,956	11,67,600	10,84,723	10,53,956	10,84,723	11,39,844
(b) Amount of Net Non-Performing Assets	1,60,628	1,71,964	2,99,694	1,60,628	2,99,694	3,03,841
(c) % of Gross Non-performing Assets	3.87%	4.59%	4.50%	3.87%	4.50%	4.50%
(d) % of Net Non-Performing Assets	0.61%	0.70%	1.28%	0.61%	1.28%	1.24%
(v) Return on Assets (Annualised) (%)	0.87%	0.86%	0.71%	0.87%	0.62%	0.66%
(vi) Network (excluding Revaluation Reserve and Goodwill)	30,27,806	29,48,119	27,44,086	30,27,806	27,44,086	28,27,089
(vii) Paid up debt Capital/ Outstanding Debt**	7.29%	18.73%	12.93%	7.29%	12.93%	14.99%
(viii) Debt* Equity Ratio	0.19	0.21	0.29	0.19	0.29	0.27
(ix) Total Debt** to Total Assets	5.86%	2.98%	5.26%	5.86%	5.26%	4.47%
(x) Operating Margin	20.22%	22.01%	21.18%	21.10%	20.65%	20.82%
(xi) Net Profit Margin	9.86%	9.35%	8.01%	9.69%	7.17%	7.50%
(xii) Outstanding Redeemable Preference Share	-	-	-	-	-	-
(xiii) Capital Redemption Reserve/Debtenture Redemption Reserve	-	-	-	-	-	-

* Debt represents borrowings with residual maturity of more than one year.

** Total Debt, and Outstanding Debt represents total borrowings of the Bank.

Note: Figures of the previous periods have been regrouped/reclassified wherever considered necessary to conform to current period classification.

Due to write back of provision in Standard Advances and NPI Provision, total provision is appearing lower than NPA provision for the Nine Months ended Dec 31, 2023 and Year ended Mar 31, 2024


Vivek Wahi
Executive Director


M V Murali Krishna
Executive Director


Mahendra Dohare
Executive Director


M.V. Rao
Managing Director & CEO



CENTRAL BANK OF INDIA

CONSOLIDATED SEGMENT REPORT FOR THE QUARTER AND NINE MONTHS ENDED DECEMBER 31, 2024

(₹ In Lakh)


Sr. No.	Particulars	Quarter Ended			Nine Months Ended		Year Ended
		Unaudited	Unaudited	Unaudited	Unaudited	Unaudited	Unaudited
		31.12.2024	30.09.2024	31.12.2023	31.12.2024	31.12.2023	31.03.2024
A.	Segment Revenue						
	1. Treasury Operations	3,01,908	3,19,676	2,90,104	9,35,017	8,59,652	11,81,274
	2. Retail Banking Operations	4,31,364	4,42,096	3,84,209	13,12,440	11,24,097	15,13,853
	3. Wholesale Banking Operations	2,41,179	2,26,302	2,39,989	6,47,349	5,86,661	8,27,947
	4. Other Banking Operations	197	354	80	623	149	357
	5. Unallocated	2,777	-	2,734	23,761	12,210	32,767
	Total	9,77,425	9,88,428	9,17,116	29,19,190	25,82,769	35,56,198
	Less: Inter Segment Revenue	-	-	-	-	-	-
	Income From Operations	9,77,425	9,88,428	9,17,116	29,19,190	25,82,769	35,56,198
B.	Segment Results(Profit+)/Loss(-)						
	1. Treasury Operations	31,824	63,798	39,673	1,58,237	2,09,259	2,70,434
	2. Retail Banking Operations	75,557	62,508	29,391	1,70,666	2,03,174	2,47,896
	3. Wholesale Banking Operations	42,307	46,346	47,938	62,920	(1,17,797)	(96,705)
	4. Other Banking Operations	161	317	46	514	64	239
	5. Unallocated	(8,080)	(15,198)	(4,843)	(11,588)	(21,969)	(12,882)
	Total	1,41,769	1,57,771	1,12,205	3,80,749	2,72,731	4,08,982
	Other Un-allocable income/Expenditure net off	-	-	-	-	-	-
	Total Profit Before Tax	1,41,769	1,57,771	1,12,205	3,80,749	2,72,731	4,08,982
	Income Tax	44,951	65,707	39,453	1,03,171	96,316	1,51,384
	Net Profit/(Loss)	96,818	92,064	72,752	2,77,578	1,76,415	2,57,598
	Add:- Share of Earnings in Associates	(212)	533	1,036	6,094	9,501	10,064
	Less:- Minority Interest	267	214	342	709	777	894
	Consolidated Profit/(Loss) after Minority Interest	96,338	92,383	73,447	2,82,963	1,85,139	2,66,768
C.	Segment Assets						
	1. Treasury Operations	1,89,16,775	1,85,23,007	1,88,80,654	1,89,16,775	1,88,80,654	1,84,68,569
	2. Retail Banking Operations	1,74,02,915	1,67,33,256	1,48,15,629	1,74,02,915	1,48,15,629	1,52,83,643
	3. Wholesale Banking Operations	92,27,328	81,70,425	90,22,330	92,27,328	90,22,330	96,54,866
	4. Other Banking Operations	805	746	729	805	729	733
	5. Unallocated Assets	13,00,029	13,53,262	13,82,346	13,00,029	13,82,346	13,69,346
	Total	4,68,47,852	4,47,80,696	4,41,01,688	4,68,47,852	4,41,01,688	4,47,77,157
D.	Segment Liabilities						
	1. Treasury Operations	1,82,03,128	1,80,73,586	1,86,88,328	1,82,03,128	1,86,88,328	1,79,37,686
	2. Retail Banking Operations	1,63,35,643	1,56,85,125	1,38,57,648	1,63,35,643	1,38,57,648	1,44,57,060
	3. Wholesale Banking Operations	88,80,548	76,69,816	84,47,550	88,80,548	84,47,550	91,43,283
	4. Other Banking Operations	2,361	2,304	1,351	2,361	1,351	1,687
	5. Unallocated Liabilities	-	-	-	-	-	-
	Total	4,34,21,680	4,14,30,831	4,09,94,877	4,34,21,680	4,09,94,877	4,15,39,716
E.	Capital Employed						
	1. Treasury Operations	7,13,647	4,49,421	1,92,326	7,13,647	1,92,326	5,30,883
	2. Retail Banking Operations	10,67,272	10,48,131	9,57,981	10,67,272	9,57,981	8,26,583
	3. Wholesale Banking Operations	3,46,780	5,00,609	5,74,780	3,46,780	5,74,780	5,11,583
	4. Other Banking Operations	(1,556)	(1,558)	(622)	(1,556)	(622)	(954)
	5. Unallocated	13,00,029	13,53,262	13,82,346	13,00,029	13,82,346	13,69,346
	Total	34,26,172	33,49,865	31,06,811	34,26,172	31,06,811	32,37,441


1) The Bank has recognised Treasury operations, Corporate/Wholesale Banking and Retail Banking as primary reporting segments. There are no secondary reporting segments.

2) Segment Revenue and Expenses have been apportioned on the basis of the segment assets, wherever direct allocation is not possible.

3) Figures have been regrouped wherever considered necessary to conform to current year classification.

4) The Group has only one geographical segment i.e. Domestic Segment


Vivek Wahi
Executive Director


M V Murali Krishna
Executive Director


Mahendra Dohare
Executive Director


M.V. Rao
Managing Director & CEO






STATEMENT OF ASSETS AND LIABILITIES						
						(₹ in Lakhs)
PARTICULARS	STANDALONE			CONSOLIDATED		
	As at			As at		
	31.12.2024	31.12.2023	31.03.2024	31.12.2024	31.12.2023	31.03.2024
Reviewed	Reviewed	Audited	Reviewed	Reviewed	Audited	
CAPITAL & LIABILITIES						
Capital	8,68,094	8,68,094	8,68,094	8,68,094	8,68,094	8,68,094
Reserves and Surplus	25,27,641	22,16,969	23,46,703	25,58,077	22,38,718	23,69,347
Minorities Interest				8,325	7,500	7,616
Deposits	3,97,90,745	3,77,72,154	38501132	3,98,47,745	3,78,23,241	3,85,54,078
Borrowings	27,21,568	22,96,722	19,80,565	27,43,396	23,19,843	20,01,288
Other Liabilities and Provisions	8,13,936	8,38,366	9,70,775	8,22,215	8,44,293	9,76,734
TOTAL	4,67,21,984	4,39,92,305	4,46,67,269	4,68,47,852	4,41,01,689	4,47,77,157
ASSETS						
Cash and Balances with Reserve Bank of India	20,06,754	21,89,569	22,95,469	20,06,759	21,89,569	22,95,479
Balances with Banks and Money at Call and Short Notice	12,09,494	16,40,229	14,65,281	12,09,516	16,40,260	14,65,301
Investments	1,51,24,765	1,46,93,550	1,43,92,349	1,51,40,021	1,47,01,642	1,44,01,002
Advances	2,61,87,441	2,31,81,524	2,43,40,628	2,62,95,607	2,32,79,845	2,44,39,928
Fixed Assets	5,17,596	4,74,700	5,33,574	5,17,683	4,74,758	5,33,635
Other Assets	16,75,934	18,12,733	16,39,968	16,77,377	18,14,726	16,40,923
Goodwill on Consolidation				889	889	889
TOTAL	4,67,21,984	4,39,92,305	4,46,67,269	4,68,47,852	4,41,01,689	4,47,77,157

NOTES TO ACCOUNTS FORMING PART OF REVIEWED STANDALONE & CONSOLIDATED FINANCIAL RESULTS FOR THE QUARTER & NINE MONTHS ENDED 31ST DECEMBER 2024.

- The above Financial Results have been reviewed and recommended by the Audit Committee of the Board and after that approved by the Board of Directors of the Bank in their respective meeting held on 20th Jan 2025. These results have been subjected to Limited Review by the Statutory Central Auditors of the Bank as per the requirements of SEBI (Listing Obligations and Disclosures Requirement) Regulation 2015, as amended.
- The Consolidated Financial Results of the Group comprises the financial results of two Subsidiaries and the share of its profit in the three Associates as per details given below:

Type of Associations	Name of the Entity	Proportion of Ownership of Bank
Subsidiaries	Cent Bank Home Finance Limited	64.40%
	Cent Bank Financial Services Limited	100.00%
Associates (Regional Rural Banks)	Uttar Bihar Gramin Bank, Muzzafarpur.	35.00%
	Uttarbanga Kshetriya Gramin Bank, Cooch Behar.	35.00%
Associates	Indo - Zambia Bank, Zambia	20.00%





3. The Standalone/Consolidated Financial Results for the Quarter and Nine Months ended 31st December 2024, have been prepared in accordance with Accounting Standard (AS-25) on “Interim Financial Reporting” issued by The Institute of Chartered Accountants of India. The Consolidated Financial Results have been prepared by Accounting Standard 21 – “Consolidated Financial Statements” and Accounting Standard 23 – “Accounting for Investments in Associates in Consolidated Financial Statements”, using the equity method for associates and proportionate method for subsidiaries, issued by The Institute of Chartered Accountants of India and the guidelines issued by the Reserve Bank of India.

In accordance with SEBI Regulations, for the purpose of quarterly consolidated financial results for the quarter ended 31st December 2024, minimum eighty percent of each of consolidated revenue, assets and profits have been subjected to Limited Review.

4. The Bank has applied its Significant Accounting Policies in the preparation of these financial results that are consistent with those followed in annual financial results for the previous year ended March 31, 2024, except those pertaining to classification, valuation and operation of Investment Portfolio which has been carried out in compliance with the Reserve Bank of India Master Direction-Classification, Valuation and Operation of Investment Portfolio of Commercial Banks (Directions), 2023 vide RBI DOR/2023-24/104 DOR.MRG.36/21.04.141/2023-24 dated September 12, 2023, read with clarification issued by FIMMDA, effective from April 01, 2024.

The corresponding previous period/year figures related to investment portfolio of the Bank in respect of/pertaining to Quarter and Nine Months ended 31th December, 2023 Financial Year ended March 31, 2024 are not comparable with figures for the Quarter and Nine Months ended 31th December, 2024 since these have not been restated. Consequently, for the Quarter and Nine Months ended 31th December, 2024, the income on investments increased by ₹ 23,693 lakh, provision for tax is lower by ₹ 32,929 lakh due to reduction in General Reserve by ₹ 1,24,395 lakh and increase in AFS Reserve by ₹ 30,162 lakh.

5. The Financial Results for the Quarter and Nine Months ended 31th December, 2024 have been arrived at after considering provisions for Non-Performing Assets, Restructured Accounts, Standard Assets, Standard Derivative Exposures and Investment, Depreciation, etc. as applicable in the case of the Group which have been made on the basis of extant guidelines on Prudential Norms for Income Recognition, Asset Classification, Provisioning norms issued by the Reserve Bank of India and in case of the subsidiary Cent Bank Home Finance Limited as per the Income Recognition and Provisions on Loans and Advances norms laid down by National Housing Bank (NHB) and applicable laws and regulations and accounting standards issued by the ICAI. Further, the amount of advances of the subsidiary is not material in nature at the group level.
6. A review of Deferred Tax Assets has been carried out based on Bank management’s estimate of possible tax benefits against timing differences by Accounting Standard-22 “Accounting for Taxes on income” issued by The Institute of Chartered Accountants of India and the Net Deferred Tax Assets of ₹3,27,049 lakh is recognized as at Quarter and Nine Months ended 31st December 2024 (₹4,84,351 lakh as of 31st Dec 2023) in the stand alone financial statements. The net deferred tax assets of ₹3,26,033 lakh recognized as at quarter and Nine Months ended 31st December 2024 (₹4,83,211 lakh as of 31st December 2023) in the consolidated financial statements.
7. Section 115BAA of the Income Tax Act 1961(“Act”) provides a non-reversible option to domestic companies to pay corporate tax at a reduced rate effective from 1st April 2019 subject to certain conditions. The Parent Bank has assessed the applicability of the Act and opted to continue the existing tax rate (i.e.34.944%) for the Quarter and Nine Months ended 31st December 2024.





8. The Income Tax Appellate Tribunal, 'Special Bench' Mumbai, vide order dated 06/09/2024 has held that clause (b) to sub section (2) of section 115JB of the Income-tax Act inserted by Finance Act, 2012 w.e.f. 1-4-2013, that is, from assessment year 2013-14 onwards, are not applicable to the banks constituted as 'corresponding new bank' in terms of the Banking Companies (Acquisition and Transfer of Undertakings) Act, 1970 and therefore, the provision of Section 115JB cannot be applied and consequently, the tax on book profits (MAT) are not applicable to such banks. The Bank had recognized MAT credit entitlement (₹ 1684.45 crore as on 31.03.2024) as assets under section 115 JAA of the Income Tax Act, 1961 and the said MAT credit along with interest is receivable/adjusted from/by the Income tax Department. The said being an interim / part order. Execution will take place on award of final order.
9. Other income includes income / commission from non-fund-based banking activities, fees, foreign exchange earnings, profit / loss on sale of assets, profit / loss (including revaluation) from investments, dividends from subsidiaries, MTM on investments under FVTPL/HFT, recovery in written-off accounts, etc.
10. Based on the available financial statements and the declaration from borrowers, the Bank has estimated the liability towards Unhedged Foreign Currency Exposure to their constituents in terms of RBI circular RBI/2022-23/131 DOR.MRG.REC.76/00-00-007/2022-23 dated 11th October 2022 and holds a provision of ₹ 866 lakh as of 31st December 2024 (₹ 427.74 lakh as on 31st December, 2023).
11. During the Quarter and Nine Months ended 31st December 2024, the Bank has continued the provision of ₹500 lakh made in March 2024 in respect of investment in Alternate Investment Fund (AIF) as per RBI circular RBI/2023-24/140 DOR. STR. REC.85/21.04.048/2023-24 dated 27th March, 2024.
12. As per RBI guidelines, DOR.ACC.REC.No.91/21.04.018/2022-23 dated 13th December 2022, the details of the item under schedule 14 i.e. Other Income exceeding 1% of the total income is as under: -

For the Quarter and Nine Months ended 31 st December 2024,	Item under the Sub-head/ Head	Amount in lakh	%
Any Item under the subhead "Miscellaneous Income Under the head "Schedule 14 – Other Income" Exceeding 1% (one per cent) of Total Income	Recovery in Write-Off	1,16,730.00	4.01 %

13. During the Quarter and Nine Months ended 31st December 2024, the Bank redeemed one Basel III Compliant Tier II Bond Series IV for ₹50,000.00 lakh on 30.11.2024

Details of the outstanding Basel III Compliant Tier II Bonds as of Quarter and Nine Months ended 31st December 2024, are as under:-

S.N	Series	(₹ in lakh)
1	Basel III Compliant Tier II Bonds(Sr V)	50,000.00
2	Basel III Compliant Tier II Bonds(Sr VI)	1,50,000.00
	Total	2,00,000.00








14. The Provision Coverage Ratio (PCR) as of 31st December 2024, of the Bank is 96.54 % (93.73% as of 31st December,2023).
15. In terms of the Reserve Bank of India (RBI) circular RBI/2024-25/08, DOR.CAP.REC.4/21.06.201/2024-25 dated April 01, 2024, on 'Basel III Capital Adequacy' and RBI circulars DBR.No.BP.BC.80/21.06.201/2014-15 dated 31st March 2015 on 'Prudential Guidelines and RBI/2017-18/178 DBR.BP.BC.NO. 106/21.04.098/2017-18 dated May 17, 2018, amended by latest circular on December 29th 2023 on Capital Adequacy and Liquidity Standard Amendments, Banks are required to make applicable Pillar 3 disclosures including Leverage ratio, Liquidity Coverage ratio and Net Stable Funding Ratio (NSFR) under the Basel III framework. These disclosures are being made available on the Parent Bank's website <https://www.centralbankofindia.co.in/en/about-us/profile> along with the publication of financial results. These disclosures have not been subjected to review by the Statutory Central Auditors of the Bank.
16. In terms of RBI Circular RB1/2015-16/376/DBR No. BP.BC.92/21.04.048/2015-16 dated 18.04.2016 details of Fraud and Provision are as below. Bank holds full provision as applicable against outstanding balance as of 31.12.2024 in respect of frauds reported during the quarter ended 31st December 2024.

Particulars	(₹ in lakh)			
	During the quarter ended 31.12.2024		During the quarter ended 31.12.2023	
Number of frauds reported:	No.	Amount	No.	Amount
a. Borrowal frauds	22	1,331.45	01	8.94
b. Non Borrowal frauds (Other than Digital frauds)	07	45.47	25	491.76
c. Digital frauds	01	0.70	622	204.54
Total	30	1,377.62	648	705.24
Amount consisting of provision made for such frauds including recovery against such frauds and amount of digital frauds in which payment is not required to be made on which provision is not required to be made		1,360.47		374.80
Amount of unamortized provision debited from 'other reserves' as at the end of the year.		0		0

17. As per RBI Circular Nos. DBR No.BP.15199/21.04.048/2016-17 dated 23rd June 2017 and DBR No.BP.1906/ 21.04.048/2017-18, dated 28th August 2017, for the accounts covered under the provisions of Insolvency and Bankruptcy Code (IBC), the Bank is holding a total provision of ₹5,85,440 lakh including FITL of ₹12,500 Lakh as at quarter ended 31st December 2024, (₹6,28,600 lakh as at 31st December 2023, including FITL of ₹12,790 lakh) i.e. 100 % of total outstanding including Investment as at quarter ended 31st December 2024,
18. RBI vide their Circular no. RBI/ 2018-19/ 203 DBR. No. BP. BC. 45/21.04.048/2018-19 dated 7th June 2019 on Prudential Framework for Resolution of Stressed Asset issued guidelines for implementation of Resolution Plan, also containing requirements of additional provision as per Para 17 of this RBI circular. The outstanding in such cases as on the quarter ended 31st December 2024, is ₹36,780 Lakh (₹36,914 lakh as of 31st December 2023) and in compliance with the





above RBI circular, the Bank has held an additional provision of ₹16,943 lakh as on 31st December 2024 (₹10,212 lakh as on 31st December 2023) and holds total provision of ₹20,652 lakh as on 31st December 2024, (₹68,599 lakh as on 31st December 2023).

19. As per RBI Circular DBR.No.BP.BC.45/21.04.048/2018-19 dated 7th June 2019, the Bank has implemented Resolution Plan of stressed assets- Revised framework is as follow:

(₹ in Lakhs)

Amount of loans Impacted by RBI Circular	Amount of loans to be classified as NPA	Amount of loans as on 31-12-2024 out of (b) classified as NPA	Additional provisions (Reversal) made during period ended 31-12-2024	Provision held on 31-12-2024
(A)	(B)	(C)	(D)	
4,11,112	6,850	6,850	(2,236)	16,943


20. Details of loans transferred/ acquired during the Quarter and Nine Months ended 31st December 2024, under the RBI Master Direction on Transfer of Loan Exposures dated 24th September 2021 are given below: (RBI Circular DBR. No. STR.REC.51/21.04.048/2021-22 dated 24.09.2021).

- I. Details of non-performing assets (NPA) transferred during the quarter ended 31st December 2024:

(₹ in lakh)

Details of NPA accounts transferred during the quarter ended 31 st December 2024						
Particulars	To ARC / NARCL		To Permitted Transferees		To Other Transferees	
	Qtr Ended 31.12.2024	Qtr Ended 30.09.2024	Qtr Ended 31.12.2024	Qtr Ended 30.09.2024	Qtr Ended 31.12.2024	Qtr Ended 30.09.2024
No. of Accounts	2	1	NIL	NIL	NIL	NIL
Aggregate principal outstanding of loans transferred	8,042	3,896				
Weighted average residual tenor of the loans transferred	0	0				
Net book value of loans transferred (at the time of transfer)	0	0				
Aggregate Consideration	3,416	1,325				
Additional consideration realized in respect of accounts transferred in earlier years	5	83				

- II. The Bank has not acquired any stressed loans during the quarter and Nine Months ended 31st December 2024.





III. Details of Standard Assets Acquired through assignment/Novation and Loan Participation
(Co-Lending):

(₹ in lakh)

	Particulars	Quarter ended 31.12.2024	Year ended 31.03.2024	Year ended 31.03.2023
1	No. of accounts Purchased during the quarter ended 31 st December 2024	16,156	95,337	56,846
2	Aggregate outstanding (₹ in lakh)	1,60,352	7,10,164	5,10,602
3	Weighted average maturity (in months)	129.89	104	175
4	Weighted average holding period (in months)	NA	NA	NA
5	Retention of beneficial economic interest	20%	20%	20%
6	Coverage of tangible security coverage	86.38%	51.50%	87%
7	Rating-wise distribution of rated loans	NA	NA	NA

IV. Details of Standard Assets Acquired through Assignment / Novation and Loan Participation
(Pool Buy-out):

(₹ in lakh)

	Particulars	Quarter Ended 31.12.2024	Year ended 31.03.2024	Year ended 31.03.2023
1	No. of accounts Purchased during the quarter ended 31 st December 2024	0	1,87,761	1,50,491
2	Aggregate outstanding (₹ in lakh)	0	1,20,852	1,02,000
3	Weighted average maturity (in months)	0	15.63	38.25
4	Weighted average holding period (in months)	0	3.47	6.74
5	Retention of beneficial economic interest	0	10%	10%
6	Coverage of tangible security	0	93.55%	95.29%
7	Rating-wise distribution of rated loans	NA	NA	NA

V. Bank is holding an investment of ₹ 65,608 Lakh in Security Receipts as of the quarter and Nine Months ended 31st December 2024. Rating-wise distribution of the same is as under:

(₹ in lakh)

Rating of SR*	Carrying Value
R1+	0
R1	16,312
R2	0
Rating withdrawn	48,735
Unrated	561
Total	65,608

*Recovery rating is assigned by various external agencies.





21. **Notes on Segment Reporting:** -

- A. As per the guidelines of the RBI on compliance with the Accounting Standards, the Parent Bank has adopted “Treasury Operations”, “Wholesale”, “Retail” and “Other Banking Operations”, as primary business segments for compliance with Accounting Standard 17 on Segment Reporting issued by Institute of Chartered Accountants of India (ICAI). There are no secondary reporting segments.
- B. Segment revenue represents revenue from external customers.
- C. Segment Revenue and Expenses have been apportioned based on the Segment Assets, wherever direct allocation is not possible
- D. Capital employed for each segment has been allocated proportionately to assets of the respective segment.
22. As per RBI Circular DOR.AUT.REC.12/22.01.001/2022-23 dated April 07, 2022, for disclosure under Accounting Standard 17, Segment reporting, ‘Digital Banking’ has been identified as a sub-segment under Retail Banking by the Reserve Bank of India (RBI). However, as the proposed Digital Banking Unit (DBU) of the Bank has not yet commenced operations, hence applicability of the said reporting will be on approval of RBI.

23. Status of Investors’ complaints for the Quarter and Nine Months ended 31st December 2024.

Sr. No.	Particulars	No. of Complaints
1.	No. of Complaints pending at the beginning of the Year	0
2.	No. of Complaints received during the Year	0
3.	No. of Complaints disposed of during the Year	0
	No. of Complaints unresolved as of the quarter ended 31 st December 2024	0

24. During the Quarter and Nine Months ended 31st December 2024, the Reserve Bank of India has levied a penalty of ₹145.50 lakh on 14th, June 2024. The same was paid to RBI on 15th June 2024.

25. The balances of the amount transferred to Depositor Education and Awareness Fund (DEAF) are included under “Schedule 12 – Contingent Liabilities – Other items for which the bank is contingent liable” or “Contingent Liabilities – Other” as the case may be. The details of transfers to the DEAF under RBI circular RBI/2023-24/71 DOR. STR. REC.47/21.04.018/2023-24 dated 25th October, 2023 is as under: -

(₹ in lakh)

Particulars	Quarter ended on 31.12.2024	Quarter ended on 30.09.2024
i) Opening balance of amounts transferred to DEA Fund	1,76,009	1,65,038
ii) Add: Amount transferred to DEA Fund during the year	15,500	11,808
iii) Less: Amount reimbursed by DEA Fund towards claims	728	837
iv) Closing balance of amounts transferred to DEA Fund	1,90,781	1,76,009





26. Bank's proposed acquisition of stakes of M/s. Future Enterprises Ltd. (FEL) in Future Genarali India Insurance Company Ltd. (FGIICL) and Future Genarali India Life Insurance Company Ltd. (FGILICL):-

Acting on the instructions of the Committee of Creditors (CoC), the Resolution Professional (RP) has declared Central Bank of India as the 'Successful Bidder' for Category I assets and issued a Letter of Intent (LoI) to the Bank on August 20, 2024.

As instructed in the LoI, the Bank submitted an unconditional acceptance and deposited 15% bid amount of ₹ 50,800 lakh as advance consideration i.e. ₹ 7,620 lakh and remitted remaining amount of ₹ 43,180 lakh on 16/11/2024.

Bank has received Competition Commission of India (CCI) approval for the proposed purchase of 24.91 % stake of FEL in Future Genarali India Insurance Company Ltd. (FGIICL) and 25.18% stake of FEL in Future Genarali India Life Insurance Company Ltd. (FGILICL) on 15.10.2024.

27. Bank has written off obsolete/old/unserviceable office furniture and fixtures, old computers etc. during Dec-24 quarter with purchase value ₹ 1,38,856 lakh and WDV ₹ 1,403 lakh after making 100% provision.
28. Figures of the previous period have been regrouped / reclassified / rearranged, wherever necessary, to conform to the current period's classification.

VIVEK WAHI
EXECUTIVE DIRECTOR

M V MURALI KRISHNA
EXECUTIVE DIRECTOR

MAHENDRA DOHARE
EXECUTIVE DIRECTOR

M V RAO
MANAGING DIRECTOR & CEO

Date: 20th January 2025

Place: Mumbai



DECLARATION OF AUDIT REPORT WITH UNMODIFIED OPINION

We hereby declare that Auditors' Report on Standalone and Consolidated Bank's Financial for the Quarter and Nine Months ended December 31, 2024 contain unmodified opinion.


(MUKUL N. DANDIGE)

GENERAL MANAGER & CFO


(M. V. RAO)

MANAGING DIRECTOR & CEO

Place: Mumbai


Date: January 20, 2025

CERTIFICATE UNDER REGULATION 17(8) OF SEBI (LISTING OBLIGATIONS AND DISCLOSURE REQUIREMENTS) REGULATIONS, 2015

The Board of Directors
Central Bank of India

This is to certify that:

- a. We have reviewed Financial Statements of Central Bank of India for the Quarter and Nine Months ended December 31, 2024 and to the best of our knowledge and belief:
 - I. These Statements do not contain any materially untrue statement or omit any material fact or contain statements that might be misleading.
 - II. These Statements together present a true and fair view of the Bank's affairs and are in compliance with existing Accounting Standards, applicable law and regulations.
- b. There are, to the best of our knowledge and belief, no transactions entered into by the Bank during the Quarter and Nine Months ended December 31, 2024, which is fraudulent, illegal or violative of the Bank's code of conduct.
- c. We accept responsibility for establishing and maintaining internal controls for the financial reporting and that we have evaluated the effectiveness of the internal control systems of the Bank pertaining to financial reporting and we have disclosed to the auditors and the Audit Committee, deficiencies in the design or operation of such internal controls, if any, of which we are aware and the steps we have taken or propose to take to rectify these deficiencies.
- d. We have indicated to the Auditors and the Audit Committee:
 - I. Significant changes in internal control over financial reporting during the Quarter and Nine Months ended December 31, 2024.
 - II. There is no significant changes in accounting policies during the Quarter and Nine Months ended December 31, 2024 and the same have been disclosed in the notes to the financial statement and,
 - III. Instances of significant fraud of which we have become aware and the involvement therein, if any, of the Management or any employee having a significant role in the Bank's Internal Control System over financial reporting.


(MUKUL N. DANDIGE)
GENERAL MANAGER & CFO


(M. V. RAO)
MANAGING DIRECTOR & CEO

Place: Mumbai
Date: January 20, 2025

A.R. & CO. Chartered Accountants, A-403, Gayatri Apartments, Airlines Groups Housing Society, Plot No. 27, Sector -10 Dwarka, New Delhi – 110075	ADB & COMPANY Chartered Accountants, First Floor, Mahavir Gaushala Complex, K.K Road, Moudhapara, Raipur, Chattisgarh-492001
AMIT RAY & CO. Chartered Accountants, 5-B, Sardar Patel Marg, Prayagraj, Uttar Pradesh-211001	JAIN PARAS BILALA & CO. Chartered Accountants, 50 Ka 2, Jyoti Nagar, Jaipur, Rajasthan-302005

Independent Auditors' Limited Review Report on Unaudited Standalone Financial Results of Central Bank of India for the Quarter and Nine Months ended December 31st, 2024, pursuant to the Regulation 33 and Regulation 52 read with Regulation 63(2) of the SEBI (Listing Obligations and Disclosure Requirements) Regulations, 2015 (as amended)

To,
The Board of Directors
Central Bank of India
Mumbai

INTRODUCTION

1. We have reviewed the accompanying Statement of Unaudited Standalone Financial Results of Central Bank of India (the "Bank") for the Quarter and Nine Months ended December 31st, 2024 ("the Statement") attached herewith, being prepared and submitted by the bank pursuant to the requirement of regulation 33 and regulation 52 read with regulation 63(2) of the SEBI (Listing Obligations and Disclosure Requirements) Regulations, 2015, as amended ("LODR Regulations"), except for the disclosures related to Pillar 3 disclosures as at December 31st, 2024, including Leverage Ratio, Liquidity Coverage Ratio and Net Stable Funding Ratio (NSFR) under Basel III Capital Regulations issued by Reserve Bank of India as have been disclosed in the Bank's website and in respect of which a link has been provided in the aforesaid financial results and have not been reviewed by us. We have initialled the Statement for identification purposes only.
2. The Statement, which is the responsibility of the Bank's Management and has been reviewed by the Audit Committee of the Board and approved by the Board of Directors, has been prepared in accordance with the recognition and measurement principles laid down in Accounting Standard 25 "Interim Financial Reporting ("AS 25") issued by The Institute of Chartered Accountants of India ("ICAI"), the relevant provisions of the Banking Regulation Act, 1949, and the



circulars, guidelines and directions issued by the Reserve Bank of India (“RBI”) from time to time (“RBI Guidelines”) and other accounting principles generally accepted in India. Our responsibility is to issue a report and express a conclusion on the Statement based on our review.

SCOPE OF REVIEW

3. We conducted our review of the Statement in accordance with the Standard on Review Engagements (SRE) 2410 “Review of Interim Financial Information Performed by the Independent Auditor of the Entity”, issued by the ICAI. This standard requires that we plan and perform the review to obtain moderate assurance as to whether the financial statements are free of material misstatement. A review of Interim Financial Information consists of making inquiries, primarily of Bank’s personnel responsible for financial and accounting matters, and applying analytical procedures and other review procedures to the financial data. A Review is substantially less in scope than an Audit conducted in accordance with Standards on Auditing and consequently does not enable us to obtain assurance that we would become aware of all significant matters that might be identified in an audit. Accordingly, we do not express an audit opinion.
4. The Statements incorporate the relevant returns of the Top 20 branches, Treasury and other Central Office Departments reviewed by us and un-reviewed returns of 4338 branches. In the conduct of our review, we have relied on the review reports received from the concurrent auditors of 183 branches specifically appointed for this purpose. Apart from these review reports, in the conduct of our review at the Central Office Departments, we have also relied upon various information and returns received from the branches of the bank.

CONCLUSION

5. Based on our review conducted as above and subject to limitations as mentioned in paragraph 3 above, nothing has come to our attention that causes us to believe that the accompanying statement of Unaudited Standalone Financial Results together with the notes thereon prepared in accordance with applicable accounting standards and other recognized accounting practices and policies has not disclosed the information required to be disclosed in terms of Regulation 33 of the LODR Regulations, including the manner in which it is to be disclosed, or that it contains any material misstatement, or that it has not been prepared in accordance with the relevant guidelines/prudential norms issued by the Reserve Bank of India in respect of Income Recognition, Asset Classification, Provisioning and other Related Matters.



6. **Emphasis of Matter**

We draw attention to the following note:

- a) **Note No. 6** of the statement regarding Deferred Tax, Based on tax review made by the Bank's Management with respect to possible tax benefits arising out of the timing difference, the Net Deferred Tax Assets of ₹ 3,27,049 lakh recognized as on December 31st, 2024 (₹ 4,84,351 lakh as on December 31st, 2023)

Our Conclusion is not modified in respect of this matter.

For A.R. & CO.

Chartered Accountants
F.R. NO: 002744C

CA. Shelly Goel
PARTNER

M. No. - 307309

UDIN: 25307309BMMATE7935




For ADB & COMPANY

Chartered Accountants
F.R.NO: 005593C

CA. Bankim Shukla
PARTNER

M. No. - 074272

UDIN: 25074272BMJKIX2704



For Amit Ray & CO.

Chartered Accountants
F.R.NO: 000483C

CA. Jitendra Pandey
PARTNER

M. No. - 177655

UDIN: 25177655BMM4Y07903



For Jain Paras Bilala & Co.

Chartered Accountants
F.R.NO: 011046C

CA. Paras Bilala
PARTNER

M. No. - 400917

UDIN: 25400917BMI FJL 7580



Place : Mumbai

Date : 20th January 2025

A R & CO. Chartered Accountants, A-403, Gayatri Apartments, Airlines Group Housing Society, Plot No. 27, Sector -10 Dwarka, New Delhi – 110075	ADB & COMPANY, Chartered Accountants, First Floor, Mahavir Gaushala Complex, K.K Road, Moudhapara, Raipur, Chattisgarh- 492001
AMIT RAY & CO. Chartered Accountants, 5-B, Sardar Patel Marg, Prayagraj, Uttar Pradesh-211001	JAIN PARAS BILALA & CO. Chartered Accountants, 50 Ka 2, Jyoti Nagar, Jaipur, Rajasthan 302005

Independent Auditors' Limited Review Report on Consolidated Unaudited Financial Results of Central Bank of India for the Quarter and Nine Months ended December 31st 2024 pursuant to the Regulation 33 and Regulation 52 read of the SEBI (Listing Obligations and Disclosure Requirements) Regulations, 2015 (as amended)

To,
The Board of Directors
Central Bank of India
Mumbai

INTRODUCTION

1. We have reviewed the accompanying Statement of Consolidated Unaudited Financial Results of Central Bank of India (“**the Parent**” or” **the Bank**”) and its subsidiaries (collectively referred to as “**the Group**”) and its share of the net profit/(loss) after tax of its associates for the Quarter and Nine Months ended December 31st, 2024 (“**the Statement**”), being prepared and submitted by the Parent pursuant to the requirements of Regulation 33 and Regulation 52 of the SEBI (Listing Obligations and Disclosure Requirements) Regulations, 2015, as amended (“**LODR Regulations**”), except the disclosures relating to consolidated Pillar 3 disclosures as at December 31st 2024, including Leverage Ratio, Liquidity Coverage Ratio and Net Stable Funding Ratio (NFSR) under Basel III Capital Regulations issued by Reserve Bank of India as have been disclosed on the Bank’s website and in respect of which a link has been provided in the aforesaid statement and have not been reviewed by us. We have initialled the Statement for identification purposes only.
2. The Statement, which is the responsibility of the Parent’s Management and has been reviewed by the Audit Committee of the Parent’s Board and been approved by the Parent’s Board of Directors, has been prepared in accordance with the recognition and measurement principles laid down in Accounting Standard 25 “Interim Financial Reporting” (“**AS 25**”) issued by The Institute of Chartered Accountants of India (“**ICAI**”), the relevant provisions of the Banking Regulation Act, 1949, and the circulars, guidelines and directions issued by the Reserve Bank of India (“**RBI**”) from time to time (“**RBI Guidelines**”) and other accounting principles generally accepted in India. Our responsibility is to issue a report and express a conclusion on the Statement based on our review.



SCOPE OF REVIEW

3. We conducted our review of the Statement in accordance with the Standard on Review Engagements (SRE) 2410 "Review of Interim Financial Information Performed by the Independent Auditor of the Entity", issued by the ICAI. This standard requires that we plan and perform the review to obtain moderate assurance as to whether the financial statements are free of material misstatement. A review of Interim Financial Information consists of making inquiries, primarily of the Bank's personnel responsible for financial and accounting matters and applying analytical and other review procedures. A review is substantially less in scope than an audit conducted in accordance with Standards on Auditing and consequently does not enable us to obtain assurance that we would become aware of all significant matters that might be identified in an audit. Accordingly, we do not express an audit opinion.

We also performed procedures in accordance with the circular issued by the SEBI under Regulation 33(8) of the SEBI (Listing Obligations and Disclosure Requirements) Regulations, 2015, as amended, to the extent applicable.

4. The Statement includes the results of the following entities:

I. SUBSIDIARIES

- a. Cent Bank Home Finance Limited.
- b. Cent Bank Financial Services Limited.

II. ASSOCIATES

- a. Regional Rural Banks (RRBs)
 - i. Uttar Bihar Gramin Bank, Muzzaffarpur
 - ii. Uttarbanga Kshetriya Gramin Bank, Cooch Behar
- b. Indo-Zambia Bank Limited, Zambia

CONCLUSION

5. Based on our review conducted and procedures performed as stated in paragraph 3 above and based on the consideration of the review reports of the branch auditors and other auditors referred to in paragraph 7 & 8 below, nothing has come to our attention that causes us to believe that the accompanying Statement, prepared in accordance with the recognition and measurement principles laid down in the aforesaid Accounting Standards, RBI Guidelines and other accounting principles generally accepted in India, has not disclosed the information required to be disclosed in terms of Regulation 33 and Regulation 52 of the LODR Regulations, including the manner in which it is to be disclosed, except for the disclosures relating to consolidated Pillar 3 disclosures as at December 31st 2024, including leverage ratio, liquidity coverage ratio and Net Stable Funding Ratio (NSFR) under Basel III Capital Regulations as have been disclosed on the Bank's website and in respect of which a link has been provided in the statement and have not been reviewed by us, or that it contains any material misstatement.



6. EMPHASIS OF MATTER

We draw attention to the following note:

- a. **Note No. 6** of the Statement regarding Deferred Tax, based on tax review made by Bank's management with respect to possible tax benefits arising out of the timing difference, the Net Deferred Tax Assets of 3,70,697 lakhs recognized as at December 31st 2024 (5,22,384 lakhs as at December 31st 2023).

Our conclusion is not modified in the respect of this matter.


7. We did not review the interim financial statements of 183 concurrent audit branches (Parent Entity) included in the standalone unaudited interim financial statements of the entities included in the Group, whose results reflect total assets of ₹ 57,35,192 lakh as of December 31st 2024, and total revenues of ₹ 2,38,296 lakh for the Quarter and Nine Months ended December 31st 2024, as considered in the respective standalone unaudited interim financial statements of the entities included in the Group. The interim financial statements of these 183 concurrent audit branches have been reviewed by the concurrent auditors whose reports have been furnished to us and our conclusion in so far as it relates to the amounts and disclosures included in respect of these branches is based solely on the report of such concurrent auditors and the procedures performed by us as stated in paragraph 3 above.

We did not review the interim financial statements of 2 subsidiaries included in the consolidated unaudited financial results, whose interim financial statements reflect total assets of ₹ 1,77,851 lakh as of December 31st, 2024, and total revenues of ₹ 14,144 lakh and total net profit after tax of ₹ 2,506 lakh for the Quarter and Nine Months ended December 31st 2024, as considered in the consolidated unaudited financial results. The interim financial statements of 2 subsidiaries have been furnished to us by the Management and our conclusion on the Statement, in so far as it relates to the amounts and disclosures included in respect of these subsidiaries, is based solely on the management's estimates. According to the information and explanations given to us by the management, these interim financial statements are not material to the group.

Our conclusion on the Statement is not modified in respect of the above matters.

8. The consolidated unaudited financial results includes the interim financial statements which have not been reviewed of 4338 branches, included in the standalone unaudited interim financial results of the entities included in the Group, whose results reflect total assets of ₹ 2,77,98,505 lakh as of December 31st 2024, and total revenues of ₹ 10,15,016 lakh for the Quarter and Nine Months ended December 31st 2024, as considered in the respective standalone unaudited interim financial statements of the entities included in the Group.

The consolidated unaudited financial results include the interim financial information of 3 associates (2 associates was reviewed and 1 associates is unaudited) out of which Regional Rural Banks mentioned in above Para 4 (II)(a) have been reviewed by their



auditors, whose interim financial statements reflect a total net profit of ₹ 24,387 lakh for the Quarter and Nine Months ended December 31st 2024 and considered in proportion to shareholding pattern (Parent's share being ₹ 6095 lakhs) in the consolidated unaudited financial results. According to the information and explanations given to us by the Management, these interim financial statements are not material to the Group.

Our conclusion on the Statement is not modified regarding the above matters.

For A.R. & CO.

Chartered Accountants

F.R. NO: 002744C



CA. Shelly Goel

PARTNER

M. No. - 307309

UDIN: 25307309 BMMAJF4668



For ADB & COMPANY

Chartered Accountants

F.R.NO: 005593C



CA. Bankim Shukla

PARTNER

M. No. - 074272

UDIN: 25074272 BMTJKIZ6458



For Amit Ray & CO.

Chartered Accountants

F.R.NO: 000483C



CA. Jitendra Pandey

PARTNER

M. No. - 177655

UDIN:

25177655 BMM6YR8185



For Jain Paras Bilala & Co.

Chartered Accountants

F.R.NO: 011046C



CA. Paras Bilala

PARTNER

M. No. - 400917


UDIN: 250400917 BMIFJN9682



Place : Mumbai

Date : 20th January 2025

Statement of deviation/variation in use of issue proceeds for the quarter ended 31.12.2024
(As per Regulation 32(1) of SEBI (LODR) Regulations, 2015)

Particulars	Remarks					
Name of listed entity	Central Bank of India					
Mode of Fund raising	Public issues/ Rights issues / Preferential issue / Others					
Type of Instrument	NA					
Date of raising funds	NA					
Amount raised	Nil					
Report filed for Quarter ended	31 st December, 2024					
Is there a deviation / variation in use of funds raised?	No					
Whether any approval is required to vary the objects of the issue stated in the prospectus/offer documents?	NA					
If yes, details of the approval so required?	-					
Date of approval	-					
Explanation for the Deviation / Variation	NA					
Comments of the Audit Committee after review	NA					
Comments of the auditors, if any	NA					
Objects for which funds have been raised and where there has been a deviation/variation, in the following table :-						
Original Object	Modified Object, if any	Original allocation	Modified allocation, if any	Funds utilised	Amount of deviation/variation for the quarter according to applicable object (In ₹ Crore and in %)	Remarks, if any
Nil						
Deviation could mean:						
(a) Deviation in the objects or purposes for which the funds have been raised.						
(b) Deviation in the amount of funds actually utilized as against what was originally disclosed.						
 MUKUL N. DANDIGE CHIEF FINANCIAL OFFICER						
Date :- 20/01/2025						
Place :- Mumbai						


Statement of deviation/variation in the use of issue proceeds of issue of listed non-convertible debt securities for the quarter ended 31.12.2024

(As per Regulation 52(7) & 52 (7A) of SEBI (LODR) Regulations, 2015)

A. Statement of utilization of issue proceeds:

Name of the Issuer	ISIN	Mode of Fund Raising (Public issue/Private placement)	Type of Instrument	Date of raising funds	Amount Raised	Funds Utilized	Any Deviation (Yes/No)	IF 8 is yes, then specify the purpose of for which the funds were utilized	Remarks, if any
1	2	3	4	5	6	7	8	9	10
NIL									

B. Statement of deviation/variation in use of issue proceeds:

Particulars	Remarks					
Name of listed entity	Central Bank of India					
Mode of Fund raising	Public Issue/Private Placement					
Type of Instrument	NA					
Date of raising funds	NA					
Amount raised	Nil					
Report filed for Quarter ended	31 st December, 2024					
Is there a deviation / variation in use of funds raised?	No					
Whether any approval is required to vary the objects of the issue stated in the prospectus/offer documents?	NA					
If yes, details of the approval so required?	-					
Date of approval	-					
Explanation for the Deviation / Variation	NA					
Comments of the Audit Committee after review	NA					
Comments of the auditors, if any	NA					
Objects for which funds have been raised and where there has been a deviation/variation, in the following table :-						
Original Object	Modified Object, if any	Original allocation	Modified allocation, if any	Funds utilised	Amount of deviation/variation for the quarter according to applicable object (In ₹ Crore and in %)	Remarks, if any
Nil						
Deviation could mean:						
(a) Deviation in the objects or purposes for which the funds have been raised.						
(b) Deviation in the amount of funds actually utilized as against what was originally disclosed.						
 MUKUL N. DANDIGE CHIEF FINANCIAL OFFICER						
Date :- 20/01/2025						
Place :- Mumbai						

C. FORMAT FOR DISCLOSING OUTSTANDING DEFAULT ON LOANS AND DEBT SECURITIES

S.NO.	Particulars	In INR Crore
1.	Loans/revolving facilities like cash credit from Banks/ Financial Institutions	
A	Total amount outstanding as on date	NIL
B	Of the total amount outstanding, amount of default as on date	NIL
2.	Unlisted debt securities i.e. NCDs and NCRPs	
A	Total amount outstanding as on date	NIL
B	Of the total amount outstanding, amount of default as on date	NIL
3.	Total Financial indebtedness of the listed entity including short-term and long-term debt	27215.68



MUKUL N. DANDIGE

CHIEF FINANCIAL OFFICER

Date :- 20/01/2025

Place :- Mumbai

A.R. & CO.
Chartered Accountants

Head Office:
A-403, Gayatri Apartments,
Plot No. 27, Sector- 10
Dwarka
New Delhi- 110075
Tel/Fax No.: 0120- 2755869
E mail: pawankgoel1@gmail.com
info@arandco.in
ar_co1981@yahoo.co.in
Phone: +91- 9810195084, 9810444051

To
Board of Directors
Central Bank of India

CERTIFICATE WITH REFERENCE TO SECURITY COVER IN RESPECT OF LISTED UNSECURED DEBT SECURITIES FOR THE QUARTER ENDED 31.12.2024

We have been requested by Central Bank of India vide its appointment letter CO:IRD:OM:2024-25:268, dated 17/01/2025 to verify and certify, compliance with respect to Security Cover in respect of listed unsecured debt securities as per regulation 54(2) read with regulation 56 (1) (d) of SEBI (LODR) Regulation, 2015 & as per circular SEBI/HO/MIRSD/CRADT/CIR/P/2020/230 dated 12th November, 2020 & SEBI/HO/MIRSD/MIRSD CRADT/CIR/P/2022/67 dated 19th May, 2022. This certificate is required for the onward submission to stock exchanges and debenture trustee only.

Management's Responsibilities

The responsibility for compliance with regard to instructions contained in Securities and Exchange Board of India (Listing Obligations and Disclosure Requirements) Regulations, 2015 published on 2nd September, 2015 & as per circular SEBI/HO/MIRSD/CRADT/CIR/P/2020/230 dated 12th November, 2020 & SEBI/HO/MIRSD/MIRSD/CRADT/CIR/P/2022/67 dated 19th May, 2022 is that of the management of the Bank. The Bank's responsibility is to put in place controls and suitable triggers to ensure that above regulations are adhered to.

Auditor's Responsibility

Our responsibility is to provide the reasonable assurance on Bank's compliance with respect to Security Cover in respect of listed debt securities as per regulation 54(2) read with regulation 56(1)(d) of SEBI (LODR) Regulation, 2015, as to the accuracy in the computation of Security Coverage Ratio in respect of listed debt securities.

We conducted our independent review in accordance with the Guidance Note on Reports or Certificates for Special Purposes (Revised 2016) issued by the Institute of Chartered Accountants of India. The Guidance Note requires that we comply with the ethical requirements of the Code of Ethics issued by the Institute of Chartered Accountants of India.

We have complied with the relevant applicable requirements of the Standard on Quality Control (SQC) 1, Quality Control for Firms that Perform Audits and Reviews of Historical Financial Information, and Other Assurance and Related Services Engagements.

AUDIT PROCEDURES PERFORMED:

- a) Verification of terms / covenants of the issue of the listed debt securities.
- b) Verification / tracing of relevant figures from Unaudited Financial Statements of Accounts & Books of Accounts for the quarter ended 31.12.2024
- c) Verification of SEBI Circular regarding Security Coverage Ratio.

OPINION

Based on examination of audited books of accounts and other relevant records/documents, we hereby certify that:

- a) **The Central Bank of India has vide its Board Resolution and information memorandum/ offer document and under various Debenture Trust Deeds, has issued the following listed debt securities:**

(₹ in crore)

ISIN	Private Placement/Public Issue	Secured/Unsecured	Sanctioned Amount
INE483A08031	Private Placement	Unsecured	500
INE483A08049	Private Placement	Unsecured	1500
Total			2000

- b) **Securities Cover for listed debt securities:**

Based on our examination and procedures performed by us, as referred above and according to the information & explanations given to us, we report that the data related to security cover as laid down in Annexure as at December 31, 2024 has been extracted accurately from the Books of account for the quarter ended December 31, 2024 pursuant to the requirements of Regulations 54 read under Reg 56(1)(d) of SEBI (Listing Obligations and Disclosure requirements) Regulations, 2015 (the "SEBI Regulations") and circular No SEBI/HO/MIRSD/MIRSD_CRADT/CIR/P/2022/67 dated May 19, 2022.

The Security cover certificate is being issued in consonance with SEBI regulations and shall have no effect on the seniority of such instruments and all other terms and conditions applicable for the issue of the bonds as specified by RBI Master Circular no. DBR.No.BP.BC.1/21.06.201/2015-16 dated July 1, 2015 for Basel III compliant bonds/RBI Master Circular no. DBR.No.BP.BC.4./21.06.001/2015-16 dated July 1, 2015 for Basel II compliant bonds, as amended time, and the terms of issue.

- c) Compliance of all the covenants/terms of the issue in respect of listed debt securities information under Securities and Exchange Board of India (Listing Obligations and Disclosure Requirements) Regulations, 2015 in terms of the provision of regulation 56(1)(d) as amended from time to time- Covenant Compliance Certificate as on 31.12.2024

We have examined the compliances made by the Bank in respect of the covenants / terms of the issue of the listed debt securities. Based on examination of the audited books of accounts and other relevant records/documents, we hereby certify that:

The Bank has complied with all the covenant/terms of the issue mentioned in the offer document/ Information Memorandum and/or Debenture Trust Deed for the above mentioned Non-convertible debt securities.

Further, please find the below list of the covenant which the Bank has failed to comply for the quarter

Covenant	Document reference	Date of breach	Cure period (if any)
NIL			

Restriction on use

This certificate has been issued at the request of the Bank for onward submission to stock exchanges and debenture trustee only. It should not be used by any other person, without our consent. Accordingly, we do not accept or assume any liability or any duty of care or for any other purpose or to any other party to whom it is shown or into whose hands it may come without our prior consent in writing.

For A.R. & Co.

Chartered Accountants

F. R. No 002744C



CA Shelly Goel

Partner

M No.- 307309

UDIN: **25307309BMMAJG7501**

Place - Mumbai

Date – 20/01/2025

Encl: Annexure I (Format of Security cover)

SECURITY COVER

Column A	Column B	Column C	Column D	Column E	Column F	Column G	Column H	Column I	Column J (Total C to H)	Column K	Column L	Column M	Column N	Annexure I Column O
Particulars	Description of asset for which this certificate relate	Exclusive Charge	Exclusive Charge	Pari- Passu Charge	Pari- Passu Charge	Pari- Passu Charge	Assets not offered as Security	Eliminated on (amount in negative)		Market Value for Assets charged on Exclusive basis	Carrying /book value for assets where market value is not ascertainable or applicable (For Eg. Bank Balance, DSRA market value is not applicable)	Market Value for Pari passu charge Assets	Carrying /book value for pari passu charge assets where market value is not ascertainable or applicable (For Eg. Bank Balance, DSRA market value is not applicable)	Total Value=(K+L+M + N)
		Debt for which this certificate being issued	Other Secured Debt	Debt for which this certificate being issued	Assets shared by pari passu debt holder (includes debt for which this certificate is issued & other debt with Pari-passu charge)	Other assets on which there is pari- Passu charge (excluding items covered in column F)		debt amount considered more than once (due to exclusive plus pari passu charge)		Market Value for Assets charged on Exclusive basis	Carrying /book value for assets where market value is not ascertainable or applicable (For Eg. Bank Balance, DSRA market value is not applicable)	Market Value for Pari passu charge Assets	Carrying /book value for pari passu charge assets where market value is not ascertainable or applicable (For Eg. Bank Balance, DSRA market value is not applicable)	Total Value=(K+L+M + N)
		Book Value	Book Value	Yes/No	Book Value	Book Value				Relating to Column F				
ASSETS														
Property, Plant and Equipment														
Capital Work-in- Progress														
Right of Use Assets														
Goodwill														
Intangible Assets														
Intangible Assets under Development														
Investments														
Loans														
Inventories														
Trade Receivables														
Cash and Cash Equivalents														
Bank Balances other than Cash and Cash Equivalents														
Others														
Total														

NIL




[Handwritten Signature]

contd.....

SECURITY COVER

Column A	Column B	Column C	Column D	Column E	Column F	Column G	Column H	Column I	Column J	Column K	Column L	Column M	Column N	Column O
Particulars	Description of asset for which this certificate relate	Exclusive Charge	Other Secured Debt	Debt for which this certificate being issued	Par-Passu Charge	Assets shared by par-passu holder (includes debt for which this certificate is issued & other debt with Par-passu charge)	Other assets on which there is Par-Passu charge (excluding items covered in column F)	Eliminated amount (amount in negative)	(Total C to H)	Market Value for Assets charged on exclusive basis	Carrying /book value for exclusive charge assets where market value is not ascertainable or applicable (For Eg. Bank Balance, DSRA market value is not applicable)	Market Value for Par passu charge Assets	Carrying value/book value for par passu charge assets where market value is not ascertainable or applicable (For Eg. Bank Balance, DSRA market value is not applicable)	Total Value=(K+L+M+ N)
										Related to only those items covered by this certificate				
										Relating to Column F				
LIABILITIES														
Debt securities to which this certificate pertains														
Other debt sharing par-passu charge with above debt														
Other Debt														
Subordinated debt														
Borrowings														
Bank														
Debt Securities														
Others														
Trade payables														
Lease Liabilities														
Provisions														
Others														
Total														
Cover on Book Value														
Cover on Market Value														

NIL



SP