



Talbro's Automotive
Components Ltd.

www.talbro's.com

7th August, 2024

Listing Department BSE Limited Phiroze Jeejeebhoy Towers Dalal Street Mumbai – 400 001 Scrip Code: 505160	Listing Department National Stock Exchange of India Limited Exchange Plaza, Plot No. C-1, G Block Bandra Kurla Complex, Bandra (East) Mumbai – 400 051 Symbol: TALBROAUTO
--	--

Sub: Q1 FY 2024-25 Investor Presentation

Dear Sir/ Madam,

Pursuant to Regulation 30 of the Securities and Exchange Board of India (Listing Obligations and Disclosure Requirements) Regulations, 2015, we enclose herewith Q1 FY 2024-25 Investor Presentation.

The Investor Presentation will also be available on the website of the Company at <https://www.talbro's.com>.

This is for your information and records.

Thanking you,

Yours Sincerely
For Talbro's Automotive Components Limited

Seema Narang
Company Secretary & Compliance Officer



Encl: As above

The logo features the word "talbrós" in a blue, lowercase, sans-serif font. The letter "o" is replaced by a white circle with a grey border, containing an orange "o" shape. The background is dark with a network of white lines and grey triangles.

talbrós

Driving Future Leadership

Q1 FY25 INVESTOR PRESENTATION

August 2024



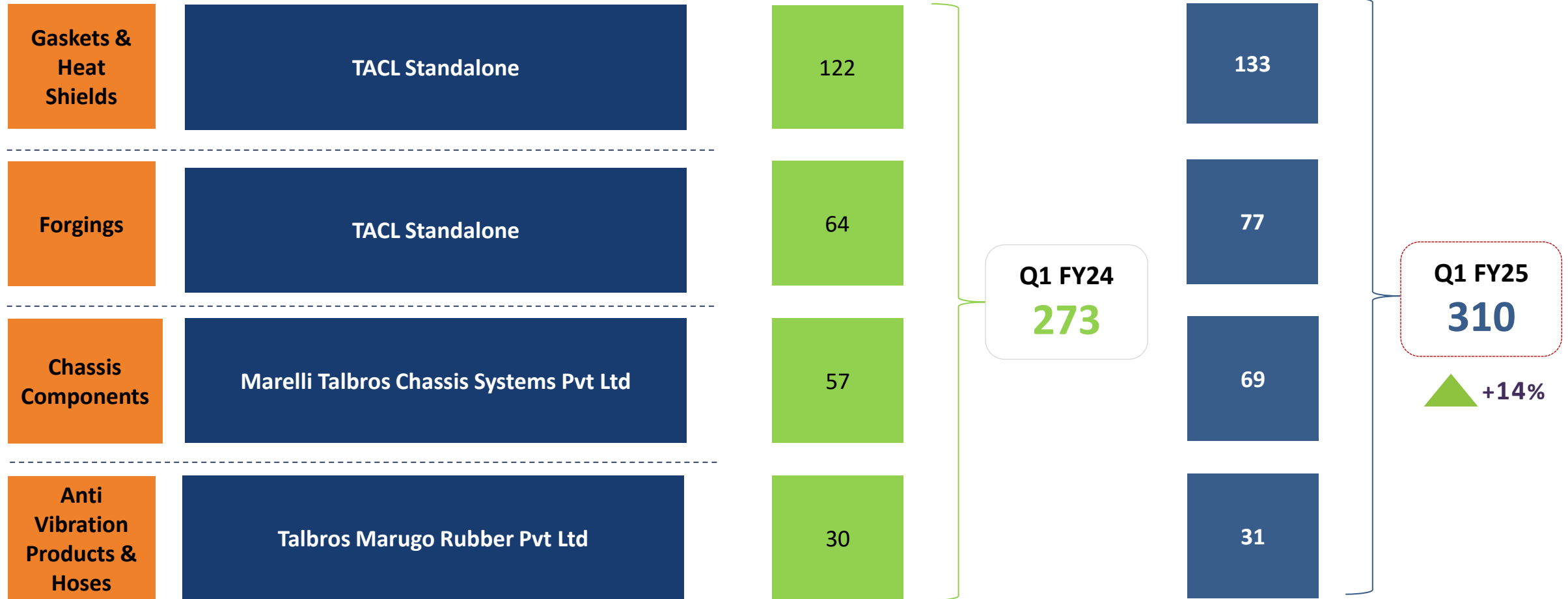
Talbro's Automotive Components Ltd (TACL) - Group



Product Portfolio

Entities

TACL Group Turnover*(Rs. Crs.)



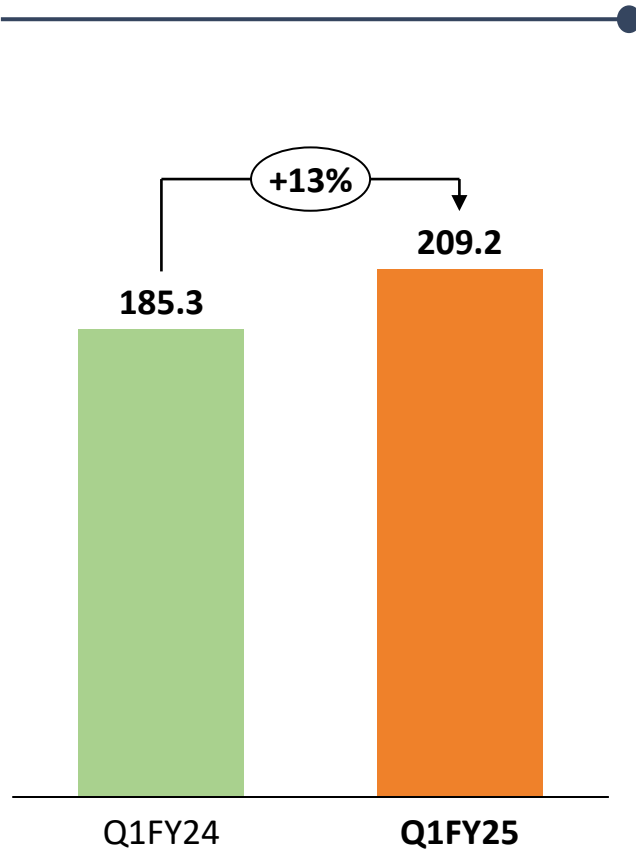
* Includes Other Income

Including Total Share of JV

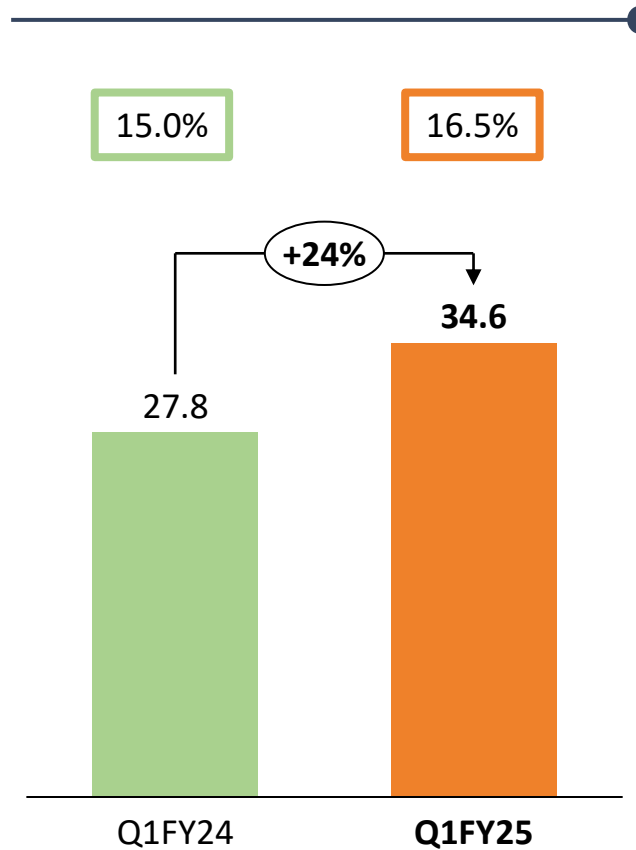


Q1 FY25 Consolidated Performance Highlights

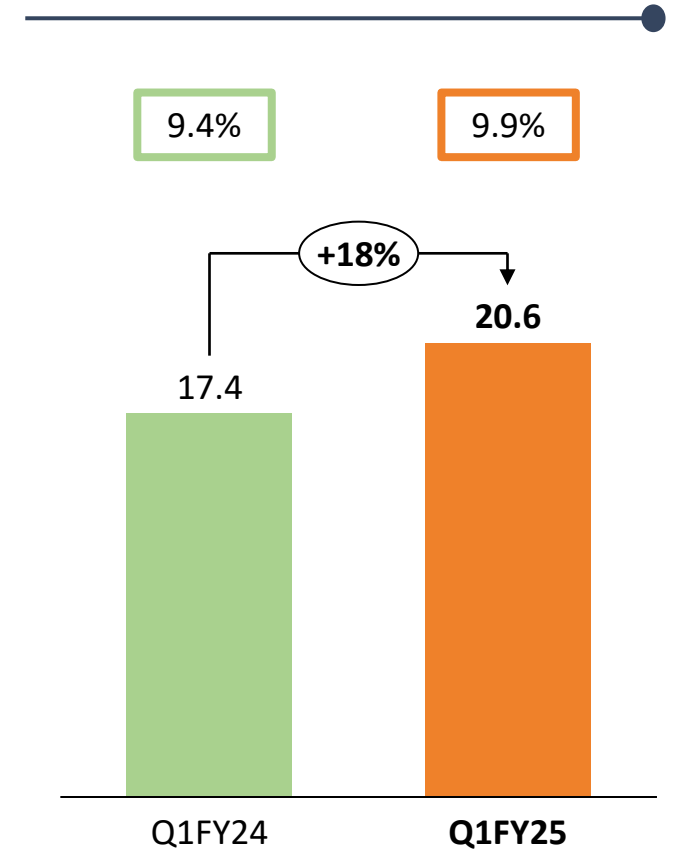
Total Income from Operations[^]



EBITDA[^]



Profit After Tax^{*}

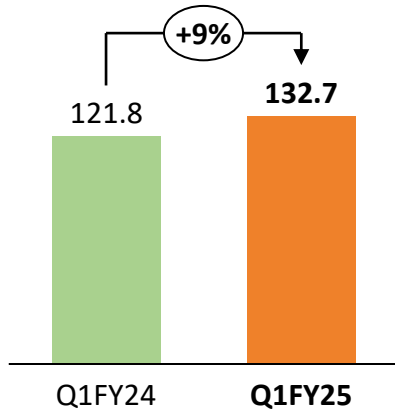




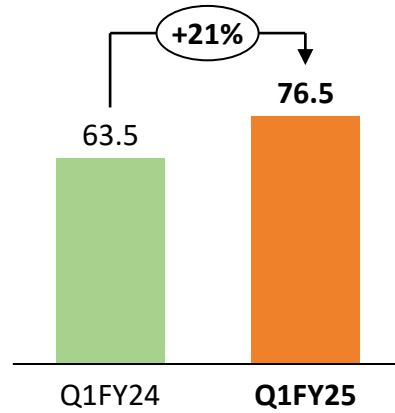
Q1FY25 Consolidated Performance Highlights

Revenues

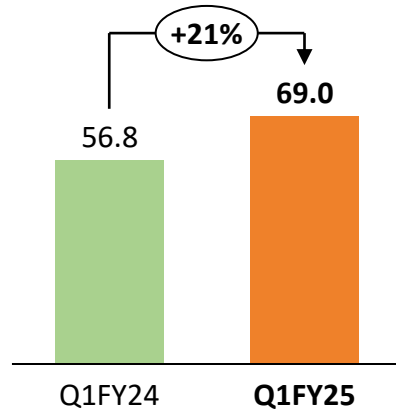
Gasket & Heat Shield



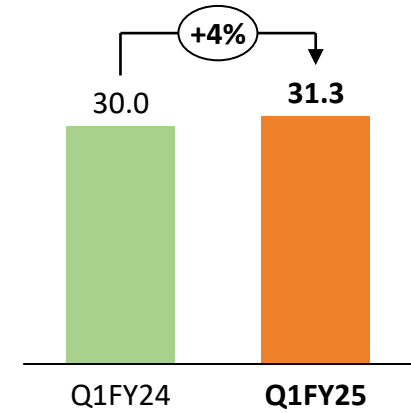
Forgings



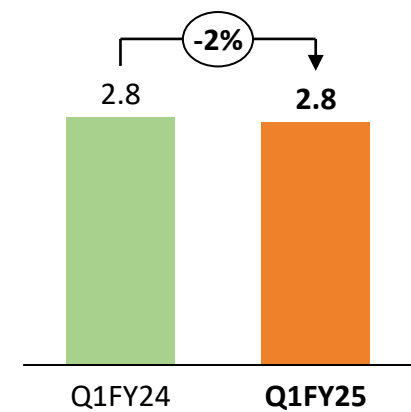
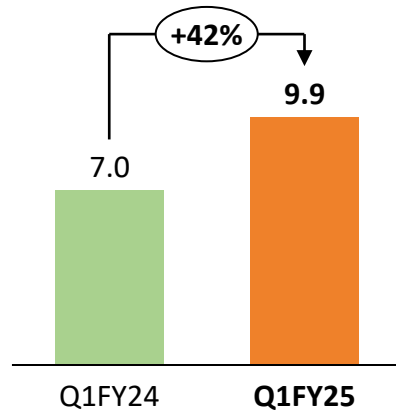
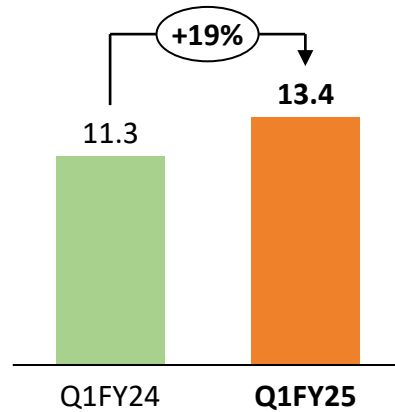
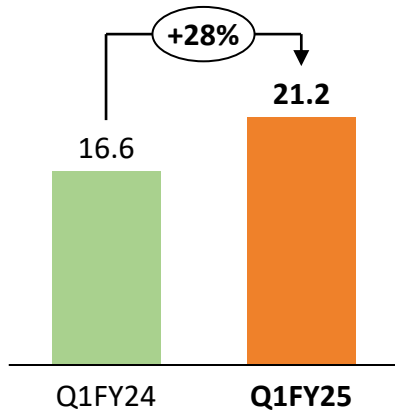
MTCS



TMR



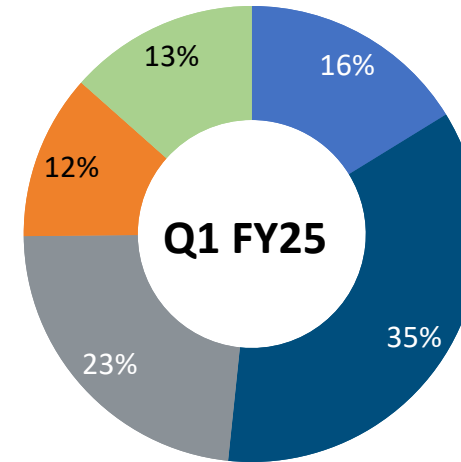
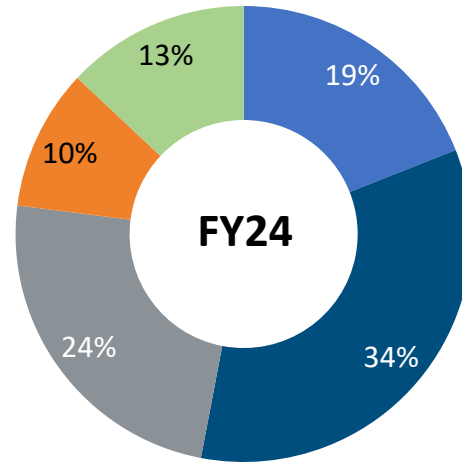
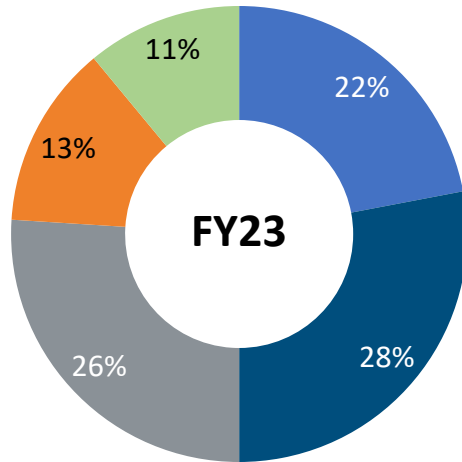
EBITDA





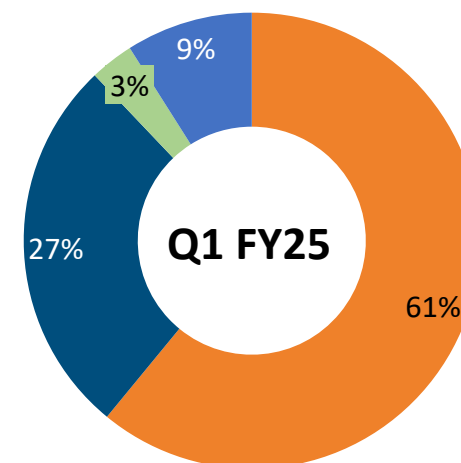
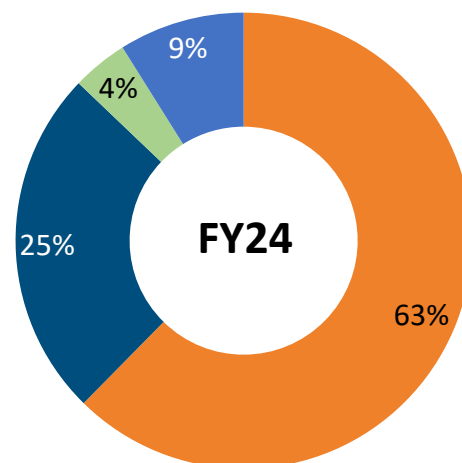
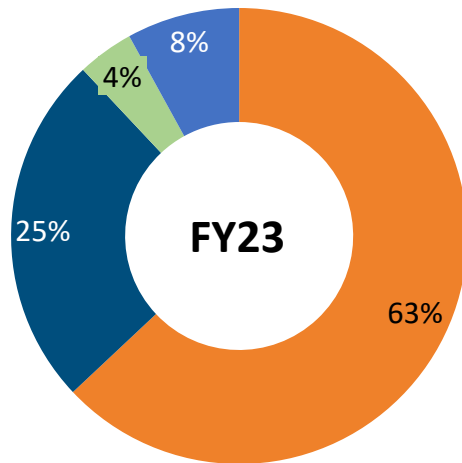
Across varied segments...

Domestic Breakup*



- 2 & 3 Wheelers
- Passenger Vehicle
- HCV & LCV
- Agri & Off Loaders
- Others

Breakup (Type of Market)*



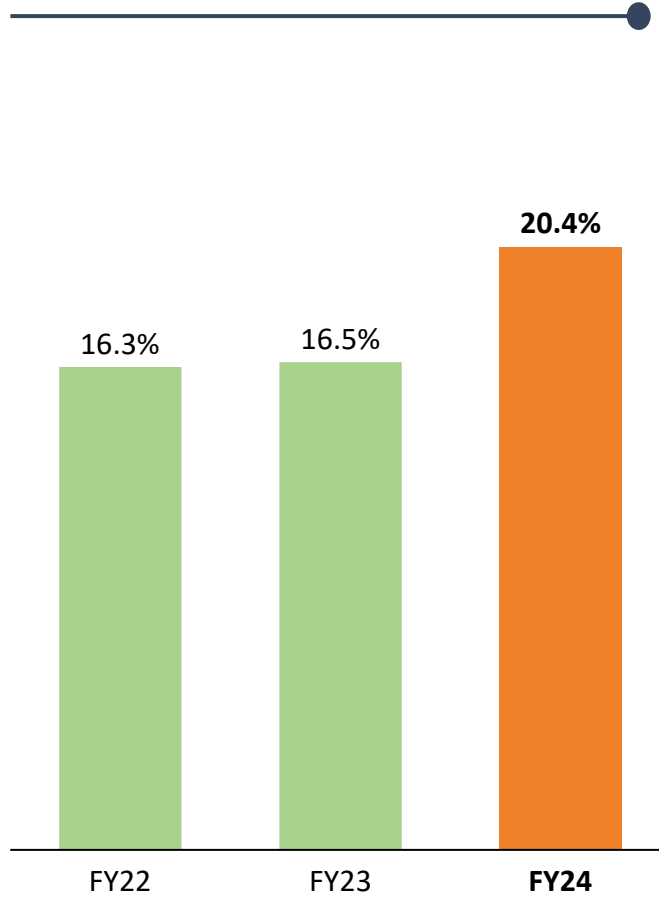
- OEM
- Exports
- After Market
- Others

*Proportionate Share of JV

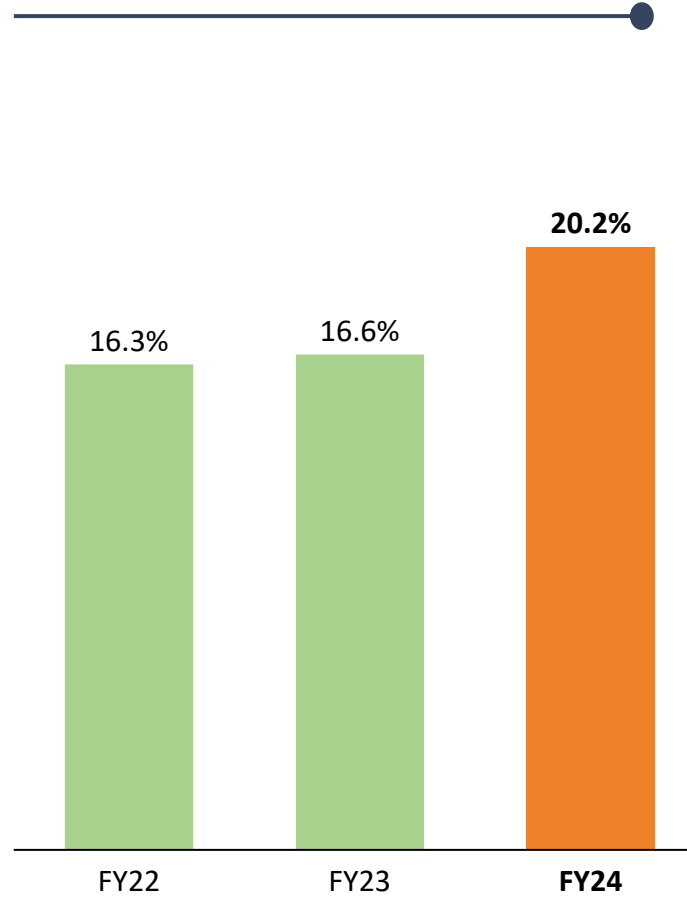


Strong Balance Sheet

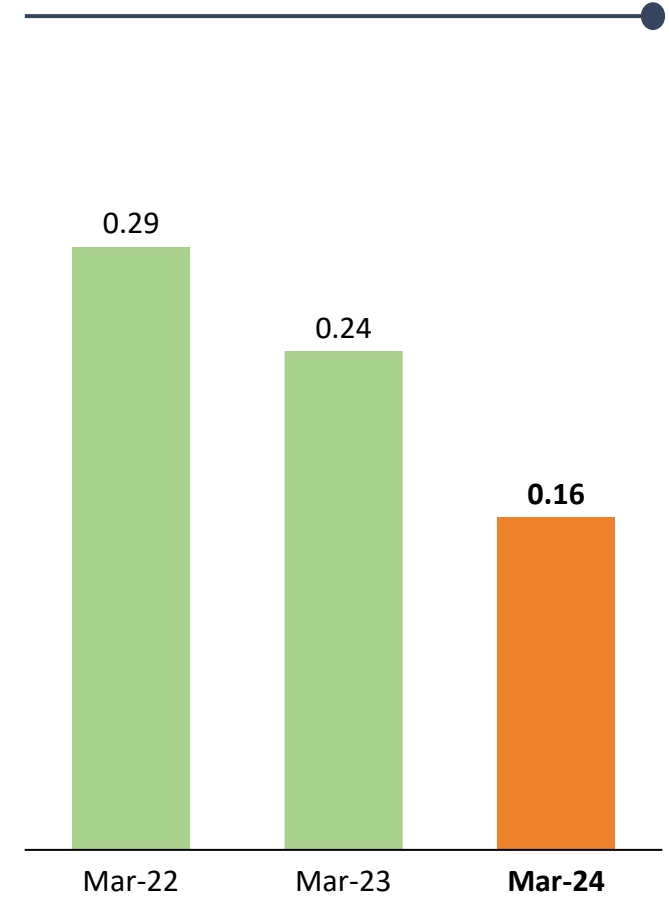
Return on Capital Employed (RoCE)



Return on Equity (RoE)



Debt / Equity





New Multi year orders secured in FY24 and Apr-24

Execution of Below Order Book to be implemented from FY25

July 2023

Received new multi year orders worth ~Rs **400** crores from Domestic and Overseas Customers across its business divisions, product segments and JVs. These orders are to be executed over a period of **next 5-7** years.



November 2023

Received new multi years orders worth ~Rs. **580** crores from both, domestic and overseas customers across its business divisions, product segments and JVs. These orders are to be executed over a period of **next 5 years** commencing from FY25 onwards covering the company's product lines – gaskets, heat-shields, forgings, chassis and rubber hoses.



April 2024

Received new multi years orders worth ~Rs. **1,000** crores from new overseas customers through its JV - Marelli Talbros Chassis Systems Private Limited (MTCS). These orders are to be executed over a period of **next 8 years** commencing from Q4FY25. This order is centered on the supply of Suspension Arms tailored for both conventional ICE vehicles and new age EV platforms for EMEA and NAFTA regions.

- ✓ Includes multiple EV Orders for ~Rs. 205 crores from leading OEMs

- ✓ Includes Export Orders of ~Rs. 415 crores
- ✓ Includes multiple EV Orders for ~Rs. 270 crores from leading OEMs

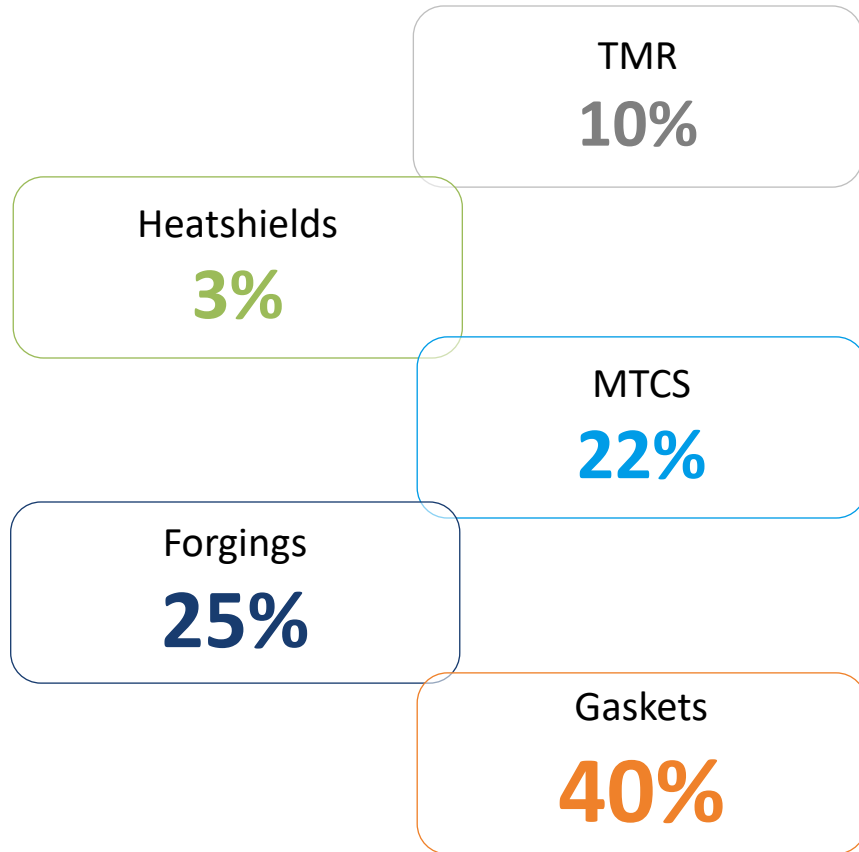


Q1 FY25 Consolidated Profit & Loss Statement

Particulars (Rs. In crores)	Q1FY25	Q1FY24	Y-o-Y
Revenue from Operations	204.3	182.8	12%
Other Income	4.9	2.5	
Total revenue from Operation	209.2	185.3	13%
Raw Material	111.5	100.7	
Employee Cost	23.4	20.1	
Other Expenses	39.7	36.6	
EBITDA	34.6	27.8	24%
EBITDA Margin	16.5%	15.0%	
Depreciation	7.9	6.0	
EBIT	26.7	21.8	22%
EBIT Margin	12.8%	11.8%	
Finance cost	3.3	3.2	
Share of Profit from JVs	3.0	3.4	
Profit before Tax (Before Exceptional Items)	26.4	22.1	20%
Tax	5.8	4.7	
Profit After Tax (Before Exceptional Items)	20.6	17.4	18%
PAT Margin %	9.9%	9.4%	
Exceptional items	0.0	0.0	
Capital Gain Tax on Exceptional Items	0.0	0.0	
Profit After Tax	20.6	17.4	18%
PAT Margin %	9.9%	9.4%	



Q1 FY25 - Revenue Contribution



Segments

- 2 Wheelers
- 3 Wheelers
- Passenger Vehicles
- Commercial Vehicles
- Agri / Off-Loaders and Industrial

Product Portfolio

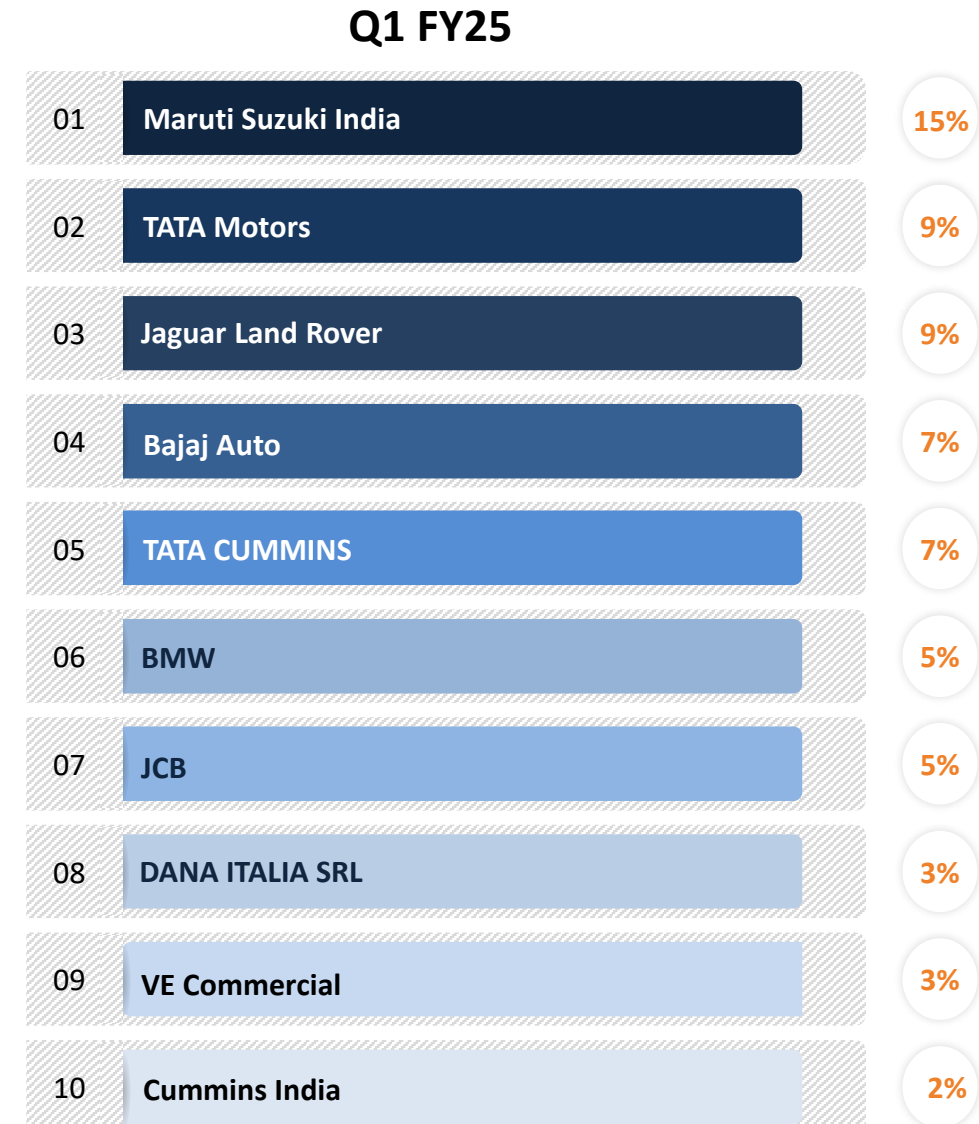
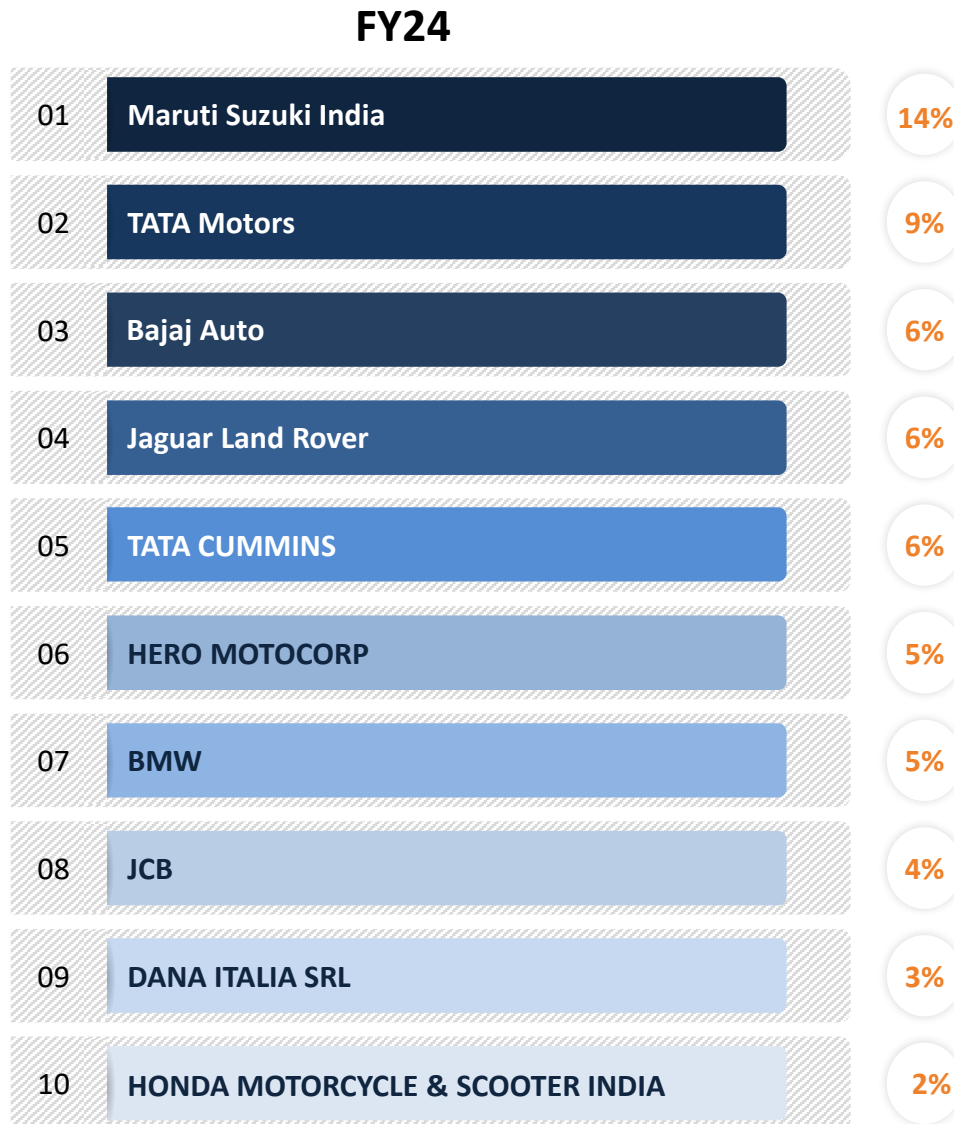
- Gaskets
- Heat Shields
- Forgings
- Chassis Systems
- Anti vibration
- Hoses

Market Exposure

- OEMs
- After Market
- Exports
- Others

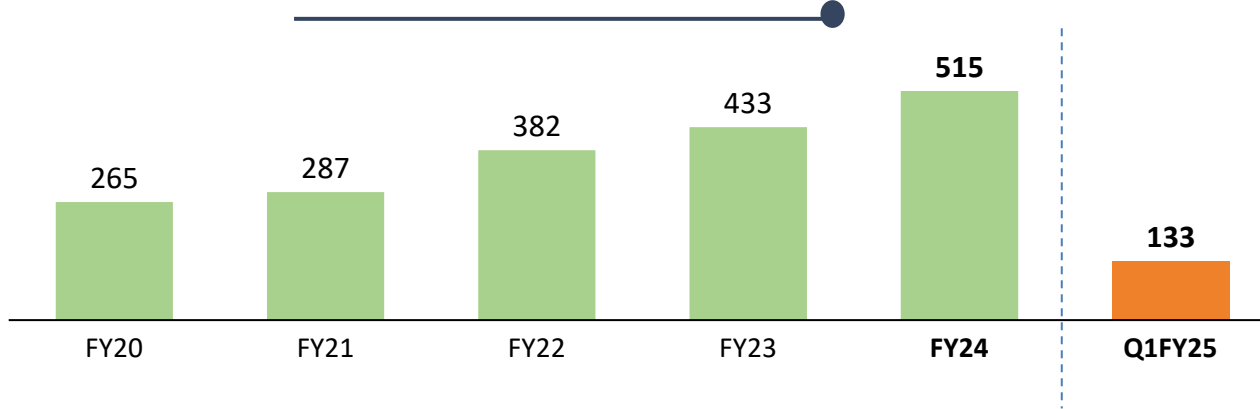


Having Diversified Customer base - Top 10 Customers

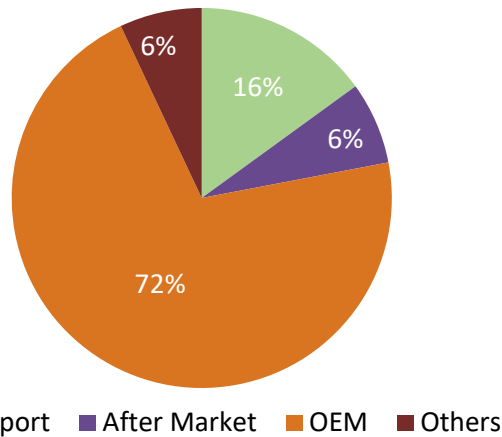




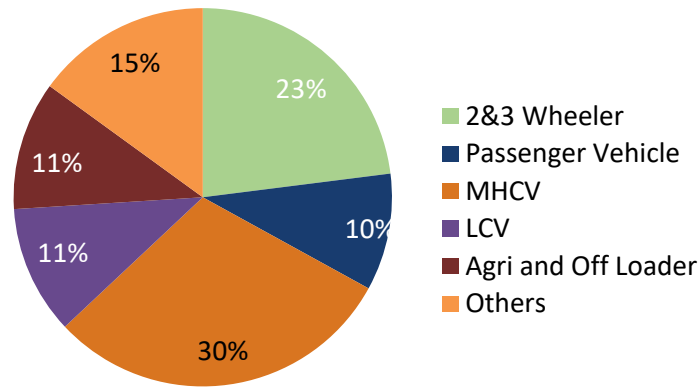
Total Income



Segment wise Break Up



Q1 FY25 OEM Breakup



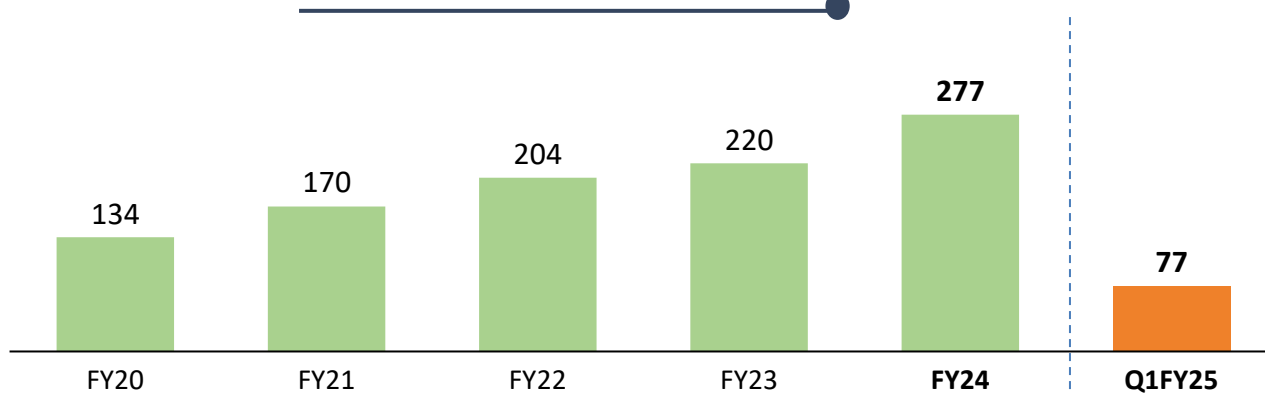
- ~50% Market share in Gaskets 3x the nearest competitor
- Market Leader in – Two-Wheeler, Agri & Off Loaders, HCV & LCV segment
- Single Source Supplier for 5 of our customers
- Signed up exclusive contract with SANWA for Light Weight Aluminium Heat Shields which is used for automotive applications specially in PV segment and is a futuristic product technology
- Value added features like Noise Reduction, Emission Control, Heat Insulation at challenging temperatures and is a widely used on new generation engines including Hybrid and EVs
- Large Order Book for New Products
 - MSIL – Heat Shields - Rs. 14 Crs. p.a.
 - Kia & Hyundai Heat Shields - Rs. 13.5 Crs. p.a.
 - Kamaz –Gasket with Electrical Controls - Rs. 12 Crs. p.a.
 - Cummins – Beagle CHG - Rs. 11 Crs. p.a.
 - Escort Kubota – CHG - Rs. 9 Crs. p.a.

- Plan to grow revenues by 13% CAGR till FY27 to Rs. 700 crores
 - Increased Revenues from Heat Shield Business (~Rs. 90 crores p.a. from the Heat Shield Business)
 - Increased Focus on Exports (From 10% in FY18 to ~22% in FY27e)
 - Diversified Segment Portfolio (PV's to increase from 2% in FY18 to ~11% in FY27e)

Note : Revenue from heat shield in Q1FY25 stands Rs 10.63 Crs. and from EV in Q1FY25 Stands at Rs 0.18 Crs.



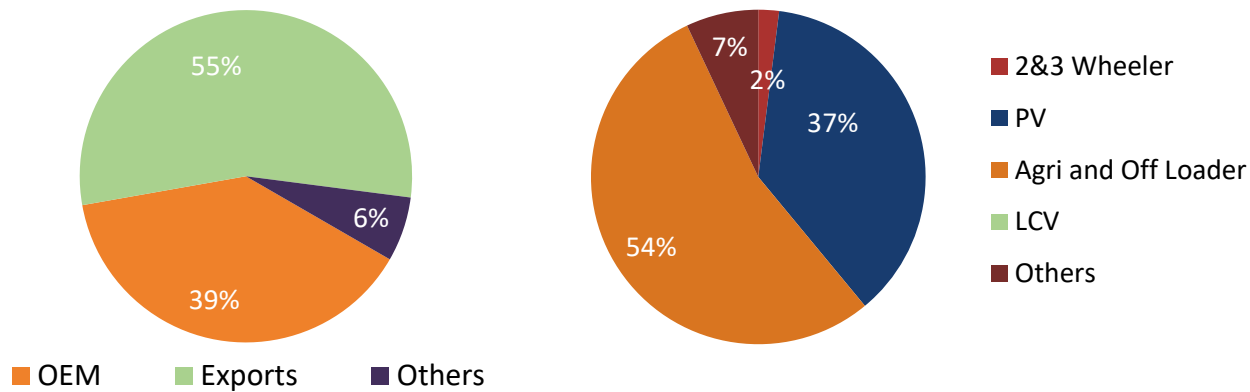
Total Income



- One stop solution for **Hot Forging** (750 to 2,500 Ton Press)
- **Strong presence in Overseas Market & Supplier to Top Tier I companies**
- **One Stop Solution** for Die Design, Machine parts and Heat treatment (Normalizing and Carbohydriding)
- Moving towards heavier forged parts
- **Large Order Book for New Products**
 - JCB UK – Dump End/ Eye End - Rs. 75 Crs. p.a.
 - Dana Italy – Ring Gears - Rs. 17 Crs. p.a
- **Plan to grow revenues by 23% CAGR till FY27 to Rs. 500 crores**
 - Increased Focus On EV's (Revenue of Rs. ~70 Crs. in FY27e with CAGR of 60%)
 - Increased Focus on Exports and expanding geographies (From 47% in FY18 to ~63% in FY27e)
 - Increased Revenues from Agri & Off-Highway (Agri & Off-Highway to increase from 37% in FY18 to ~43% in FY27e)

Segment Wise Break Up*

Q1 FY25 OEM Breakup*



Products - Various Types

- King Pins
- Gear Blanks
- Housing & Yoke Shafts
- Dump End
- Retaining Plate
- Companion Flange

Note: Revenue from supply to EV in Q1 FY25 Stands at Rs. 6.82 Crores



Marelli Talbros Chassis Systems Pvt Ltd (MTC)

- ✓ **Magneti Marelli S.p.a (Milano)** - A Fiat group company with annual revenue of over € 6 Bn
- ✓ 50:50 partnership commenced production in April 2012
- ✓ 100% Sales to OEMs
- ✓ Significant share of Control Arms business from Maruti Suzuki and Tata
- ✓ **Products : Control Arms, Front Axle, Rear Axle**
- ✓ **Key Customers**
 - Maruti Suzuki India
 - Jaguar Land Rover
 - Bajaj Auto
 - Tata Motors



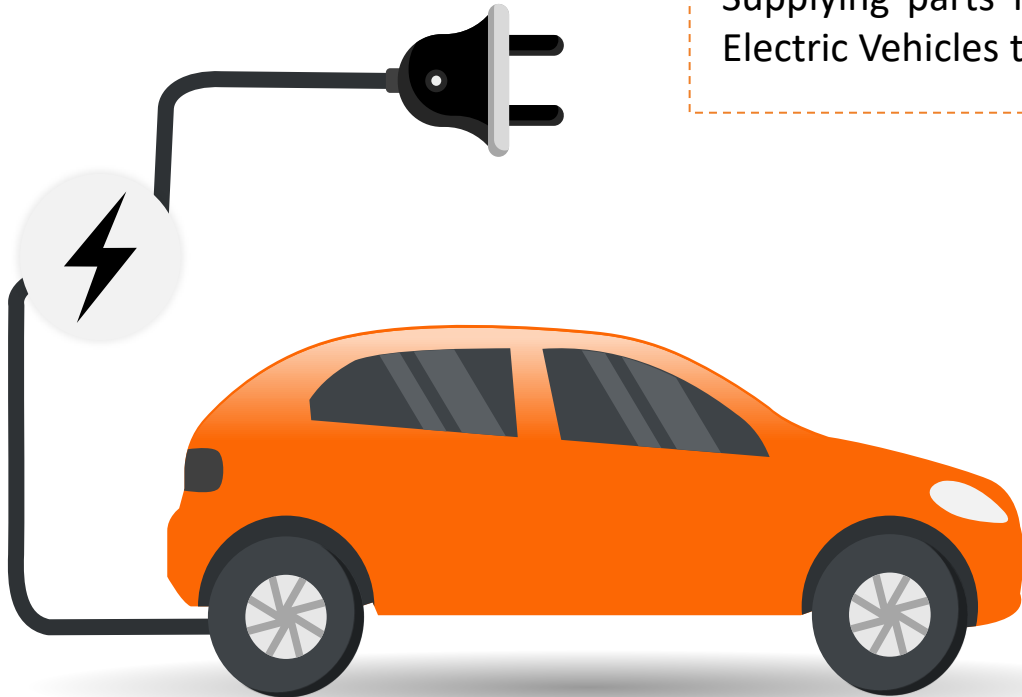
Talbros Marugo Rubber Pvt. Ltd. (TMR)

- ✓ **Marugo Rubber Industries Ltd (Japan)** - Global leader in supply of Anti-Vibration Product and Hoses
- ✓ 50:50 partnership commenced production in February 2013
- ✓ 100% Sales to OEMs predominantly Maruti Suzuki
- ✓ **Products : Engine Mounts, Strut Mounts, Mufflers & Hangers, Suspension Bushes, Rubber Bushes, Hoses**
- ✓ **Key Customers**
 - Maruti Suzuki
 - QH Talbros
 - Plastic Omnium Auto Inergy Mfg India Pvt .
 - Suzuki Motors Gujarat Pvt Ltd
 - SML ISUZU LIMITED



FORGINGS

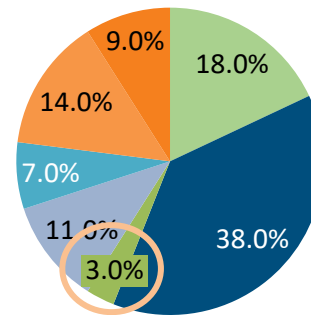
Supplying parts for Plug-in hybrid Electric Vehicles to OEMs globally



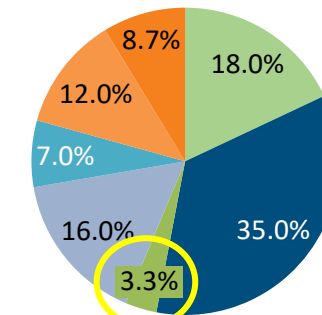
- Marelli Talbros is working on new RFQ's for several Indian and global OEM's for supporting development of future EV's
- Marelli Talbros Supplies Critical Suspension Components to EV's

Increased Focus on EVs*

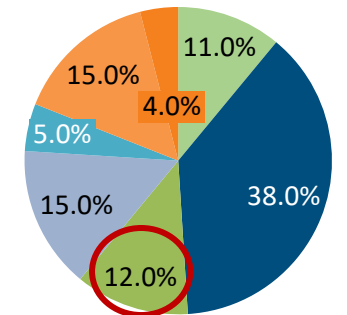
Revenue Breakup (FY24)



Revenue Breakup (Q1 FY25)



Revenue Breakup (FY27e)

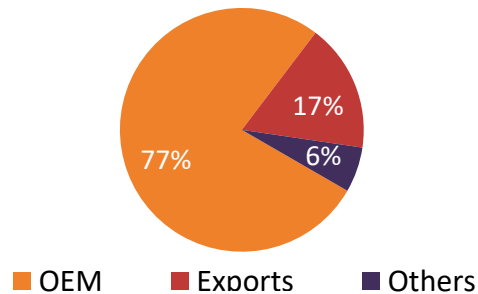
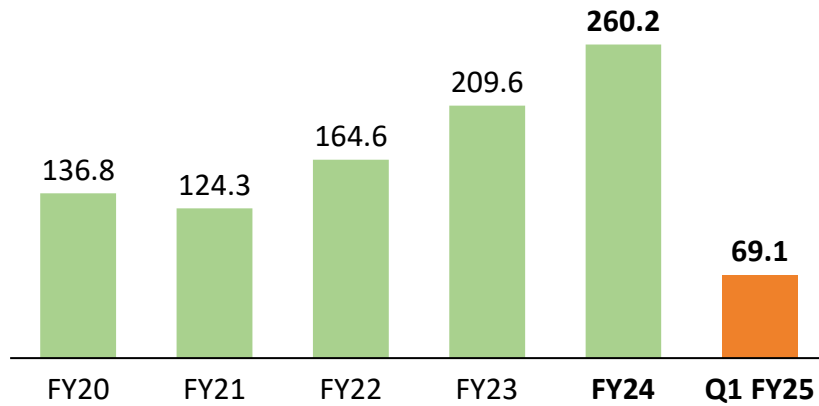


■ 2 & 3 Wheeler
 ■ Passenger Vehicle
 ■ EVs
 ■ MHCV
 ■ LCV
 ■ Agri & Off Highway
 ■ Others

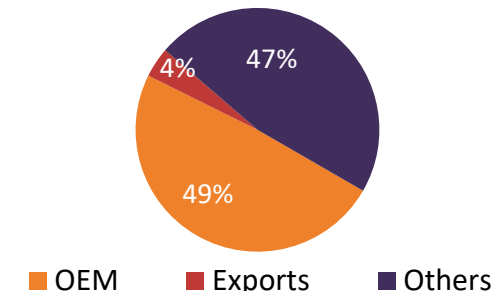
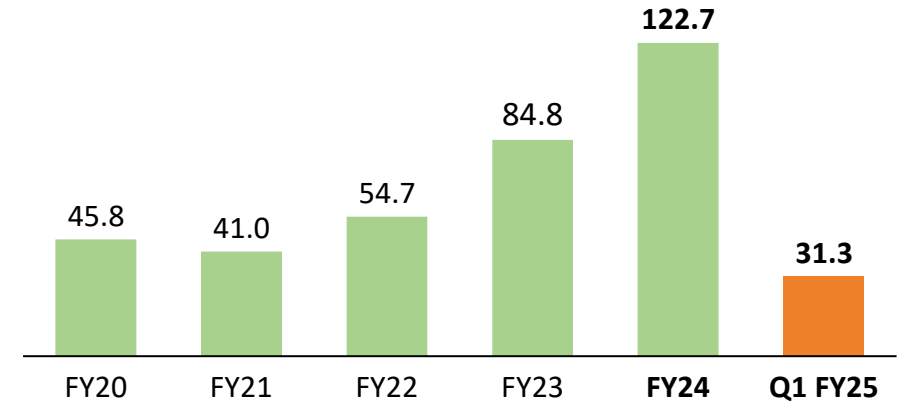


JV's Performance Highlights - Total Income from Operations

Marelli Talbros Chassis Systems



Talbros Marugo Rubber





Capex Plans - TACL

	Utilization Levels (FY24)	Addl. Capex to reach Revenues of FY27e	
Gasket & Heat Shield	85%	Rs. 50 Crores	} To be funded by Internal Accruals Capex of Rs. 25-30 Crs. per annum
Forgings	80%	Rs. 60 Crores	
Marelli Talbros Chassis Systems* (MTCS)	75%	Rs. 80 Crores	} These amounts will be funded by respective Companies through internal accruals and some borrowings
Talbros Marugo Rubber** (TMR)	AV – 87% Hose – 80%	Rs. 10 Crores	

* MTCS is a 50% Joint Venture with Marelli Suspension Systems SpA

** TMR is a 50% Joint Venture with Marugo Rubber



Increased Export
Sales



Increased
Margins



Higher Returns



Comfortable Debt
Profile

25% in FY23
to
35% + in
FY27e

EBITDA Margins
to increase from
~14% to
~15-16% by
FY27e

RoCE to increase
to **20% +** going
ahead

Total Debt to
remain **under**
Rs. 100
crores

DRIVING FUTURE LEADERSHIP



Over **6 Decades** of experience in Auto Component manufacturing

Diversified Auto Component Player

Across Two Wheelers, PVs, CVs Off-Highway and Farm Equipments

Electric Vehicles – Supply to EV's (Major OEM's globally)

Diversified Product Portfolio – Gasket & Heat Shields, Forgings, Suspension Systems, Anti-vibration Products & Hoses

Wide Client Base; Orders from over 30 OEMs across products and geographies

International Technology Tie-ups including 2 JVs for Best-in-Class Products

Consistent Dividend Pay-out over 50 years

*One of the
Most Hedged
Auto
Component
Players*





Anuj Talwar – Joint Managing Director

Is a Bachelor in Business Administration from college of William & Mary, Virginia, USA and Master of Business Administration from Boston University Graduate School of Management. He has been associated with the Company since 2008. He has over 16 years of rich experience in the Corporate Finance, Credit analysis and Auto Industry, coupled with his extensive knowledge, expertise in Business Development, International Marketing, General Management and focus on new tech.

Mr. Anuj Talwar is looking after the performance and business growth of the Company and its Joint Ventures on regular basis.

He has been successfully able to streamline – products, people perception and positioning of the Company.

Navin Juneja – Director & Group CFO

Is a B.Sc. (Mathematics) and Chartered Accountant (FCA). He is working as Finance Head of Talbros Group as its Group CFO. He is also a Director on Board of the Company. He advises the Company, its Joint Ventures and other Group Companies on Financial Management and Corporate Planning.

He has more than 36 years of rich experience in Finance, Accounts, Treasury, Taxation and General Management.

He has extensive experience in the development and implementation of strategic business plans.





Strong Board of Directors



Mr. Naresh Talwar

Chairman



Mr. Umesh Talwar

Vice Chairman & MD



Mr. Varun Talwar

Joint Managing
Director



Mr. Anuj Talwar

Joint Managing
Director



Mr. Navin Juneja

Director & Group CFO



Mr. Vidur Talwar

Non-Executive
Director



Mr. Deepak Jain

Independent
Director



Mr. Anil Kumar Mehra

Independent
Director



Mr. Amit Burman

Independent
Director



Mr. Tarun Singhal

Independent
Director



Mrs. Priyanka Gulati

Independent
Director



Mr. Ajay Kumar Vij

Independent
Director



Mr. Manish Khanna

Chief Financial Officer

A Qualified CA and MBA, he has over 18 years of experience with LeeBoy India Constructions, Doosan Infracore, Escorts Construction Equipment and Amforge Industries

Mr. Suresh Sharma

President Operations – Gaskets Division

He is an engineer and MBA (Operations). He has over 26 years of experience in the Auto Components sector and has worked with Munjal Showa, Endurance, JBM Auto and Omax Auto

Mr. Tadaaki Kondo

Managing Director – Talbros Marugo Rubber Pvt. Ltd.

Tadaaki KONDO (Mr.), with 25+ years of experience in Auto Industry, appointed as MD since April 2023, participating from Marugo Rubber Industry Co., Ltd. in Japan.

Mrs. Seema Narang

Company Secretary

She has over 30 years of experience in the secretarial department and has worked with Whirlpool of India and Aksh Optifibre Ltd

Mr. Vivek Singh

President – Forging Division

He holds a Mechanical Engineering degree and has a rich experience in manufacturing of more than two decades in varied sectors including Auto & Auto component, Railway signalling & Telecom, Geo Info Systems & IT technology and Powertrain.

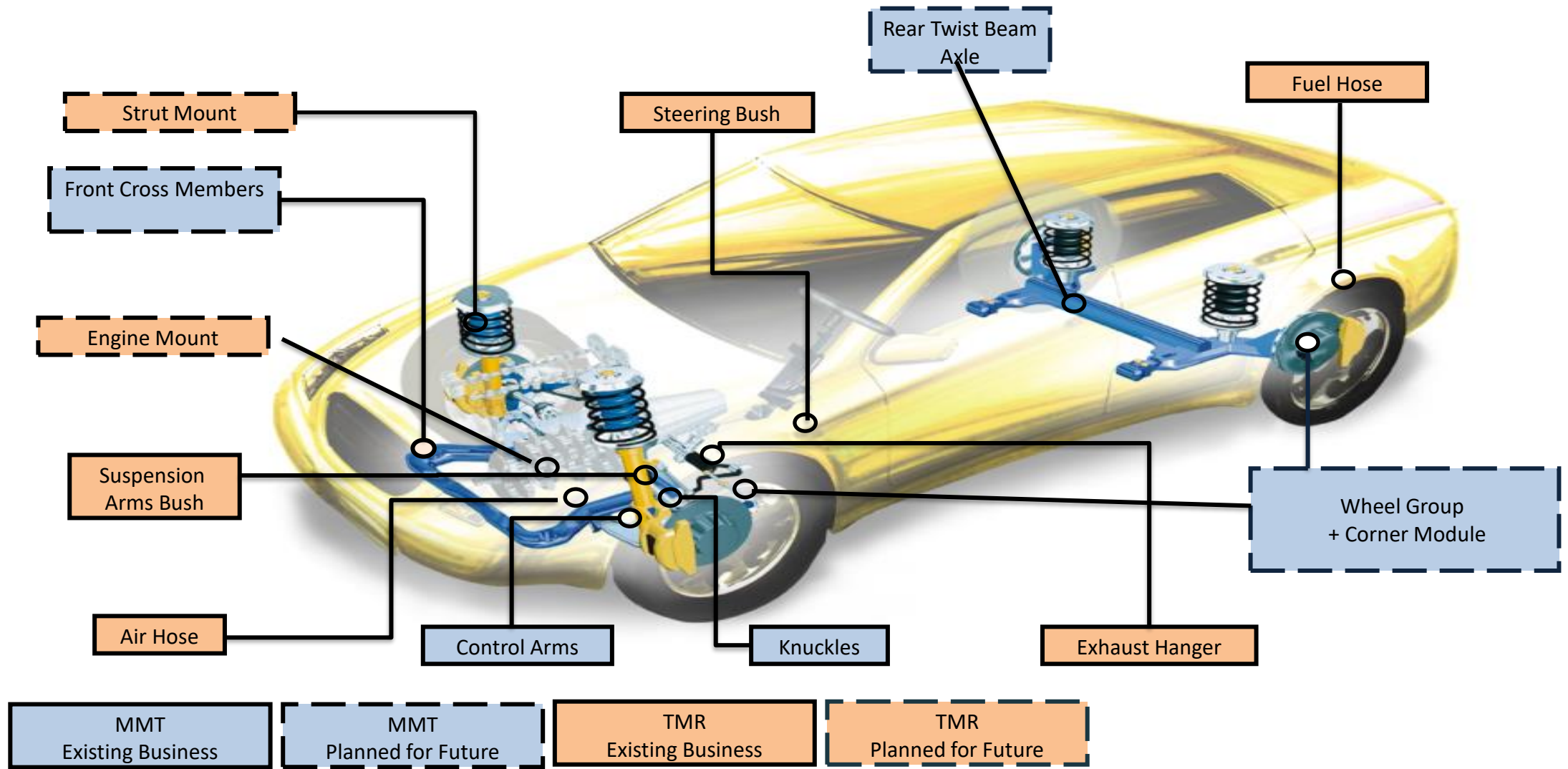
Mr. Ashish Gupta

CEO – Magneti Marelli Talbros Chassis System Pvt. Ltd.

He holds a BE degree and has over 25 years of experience with manufacturing companies in India, Europe & CIS

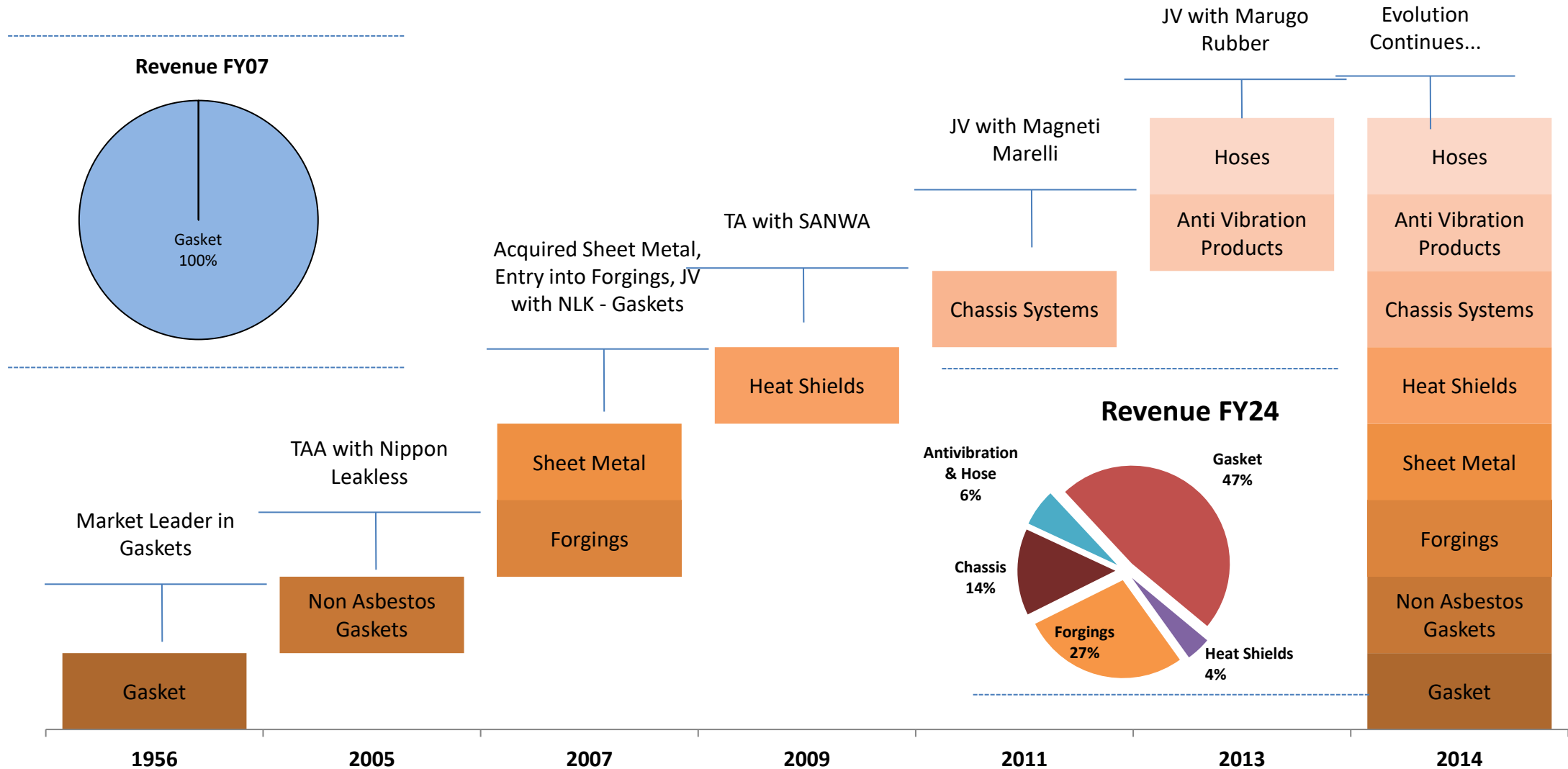


Scope of Joint Ventures





Evolving Product Portfolio





Diversified Customer - OEM

Hedged Customer Base

2 Wheeler



Passenger



HCV/LCV



Agri & Off Loader



Agri & Off Loader





Customer Awards for Best Performances



Appreciation Award for Overall Performance to MTCS - 2023



Response to New Product Development 2023



ACMA Atmanirbhar Excellence Awards 2022



Award from Jaguar Land Rover for Gasket Business 2022



Quality improvement contest award – Kirloskar Oil Engines Ltd 2021



JLKR-Q certificate-2021



Quality improvement contest award –Kirloskar Oil Engines Ltd. 2020



Appreciation certificate for NPD support –Cummins 2020



Appreciation award for NPD support – Cummins 2020



EPC India – Star Performer for Miscellaneous Transport and Equipment Parts 2019



Historical Consolidated Profit & Loss Statement

Particulars (Rs. Crores)	FY24	FY23
Revenue from Operations	778.3	647.2
Other Income	12.6	6.2
Total revenue from Operation	790.9	653.4
Raw Material	422.5	351.1
Employee Cost	81.1	70.7
Other Expenses	160.0	138.1
EBITDA	127.2	93.5
EBITDA Margin	16.1%	14.3%
Depreciation	25.9	23.7
EBIT	101.3	69.8
EBIT Margin	12.8%	10.7%
Finance cost	13.3	11.4
Share of Profit from JVs	16.2	11.9
Profit before Tax (Before Exceptional Items)	104.2	70.3
Tax	21.3	14.7
Profit After Tax (Before Exceptional Items)	82.9	55.6
PAT Margin %	10.5%	8.5%
Exceptional items	42.5	0.0
Tax on Exceptional Items	15.4	0.0
Profit After Tax	110.0	55.6
PAT Margin %	13.9%	8.5%



Historical Consolidated Balance Sheet

ASSETS (Rs. Cr.)	Mar-24	Mar-23
Non-current assets		
Property, plant and equipment	209.0	168.0
Capital work in progress	7.3	4.8
Investment property	2.7	2.8
Intangible assets	0.6	0.7
Investments accounted for using the equity method	47.4	71.4
Financial assets		
Investments	138.4	55.3
Other financial assets	70.7	2.8
Current Tax Assets	3.3	2.2
Other non-current assets	6.7	3.6
Non-Current Assets	486.0	311.6
Current assets		
Inventories	126.8	132.5
Financial assets		
Trade receivables	210.3	168.5
Cash and cash equivalents	2.4	5.3
Bank balances other than Cash and Cash equivalents	2.8	2.8
Loans	2.7	3.9
Other financial assets	1.6	1.4
Other current assets	24.2	29.8
Current Assets	370.8	344.2
TOTAL - ASSETS	856.7	655.8

EQUITY AND LIABILITIES (Rs. Crs.)	Mar-24	Mar-23
Equity		
Equity Share capital	12.3	12.3
Other equity	524.8	355.2
Shareholders' Funds	537.2	367.5
LIABILITIES		
Non-current liabilities		
Financial liabilities		
Borrowings	3.4	6.1
Lease Liabilities	9.9	0.0
Other financial liabilities	0.3	0.2
Provisions	2.1	2.0
Deferred tax liabilities (net)	33.5	14.5
Other non-current liabilities	1.1	0.8
Non-Current Liabilities	50.2	23.6
Current liabilities		
Financial liabilities		
Borrowings	82.8	80.8
Lease Liabilities	2.6	0.1
Trade payables	167.7	168.9
Other financial liabilities	8.6	8.4
Other current liabilities	6.3	5.3
Provisions	1.3	1.2
Current Liabilities	269.3	264.6
TOTAL - EQUITY AND LIABILITIES	856.7	655.8



Historical Consolidated Cash Flow Statement

Particulars (Rs. Crores)	FY24	FY23
PBT	146.7	70.3
Adjustments	-23.5	22.1
Operating profit before working capital changes	123.2	92.4
Changes in working capital	-33.7	-20.5
Cash generated from operations	89.4	71.9
Direct taxes paid (net of refund)	-22.7	-15.4
Net Cash from Operating Activities	66.7	56.6
Net Cash from Investing Activities	-51.8	-37.0
Net Cash from Financing Activities	-17.9	-16.3
Net Change in cash and cash equivalents	-2.9	3.2
Opening Cash Balance	5.3	2.1
Closing Cash Balance	2.4	5.3



THANK YOU !

For further information, please contact:

Company :



Talbro's Automotive Components Ltd.
CIN: L29199HR1956PLC033107

Ms. Seema Narang
seema_narang@talbros.com

www.talbros.com

Investor Relations Advisors :

SGA Strategic Growth Advisors

Strategic Growth Advisors Pvt. Ltd.
CIN: U74140MH2010PTC204285

Mr. Deven Dhruva/ Mr. Deep Hemani
deven.dhruva@sgapl.net/deep.Hemani@sgapl.net

Tel: +91 98333 73300 / +91 98192 32889
www.sgapl.net