

February 09, 2025

National Stock Exchange of India Limited,
Exchange Plaza, Plot No. C/1, G Block,
Bandra Kurla Complex,
Bandra (E), Mumbai - 400 051.

BSE Limited,
Floor 25, P J Towers,
Dalal Street,
Mumbai - 400 001.

NSE Symbol: **WABAG**BSE Scrip Code: **533269**

Dear Sir/Madam,

Sub: Presentation on the Unaudited Financial Results (both standalone and consolidated) of the Company for the quarter and nine months period ended December 31, 2024

Please find enclosed the presentation on the Unaudited Financial Results (both standalone and consolidated) of the Company for the quarter and nine months period ended December 31, 2024, pursuant to Regulation 30 of the SEBI (Listing Obligations & Disclosure Requirements) Regulations, 2015 ("SEBI Regulations").

The aforesaid presentation is also being hosted on the website of the Company at www.wabag.com in accordance with Regulation 46 of the SEBI Regulations.

Kindly take the same on record.

Thanking You,

For VA TECH WABAG LIMITED

Anup Kumar Samal
Company Secretary & Compliance Officer
Membership No: F4832

Encl: As above

Sustainable solutions, for a better life



sustainable solutions. for a better life.

Results Update Presentation Q3 & 9M FY 2024-25 VA TECH WABAG LTD

February, 2025

Safe Harbor Statement



This presentation and the accompanying slides (the “Presentation”), which have been prepared by VA TECH WABAG LIMITED (the “Company”), have been prepared solely for information purposes and do not constitute any offer, recommendation or invitation to purchase or subscribe for any securities, and shall not form the basis or be relied on in connection with any contract or binding commitment whatsoever. No offering of securities of the Company will be made except by means of a statutory offering document containing detailed information about the Company.

This Presentation has been prepared by the Company based on information and data which the Company considers reliable, but the Company makes no representation or warranty, express or implied, whatsoever, and no reliance shall be placed on, the truth, accuracy, completeness, fairness and reasonableness of the contents of this Presentation. This Presentation may not be all inclusive and may not contain all of the information that you may consider material. Any liability in respect of the contents of, or any omission from, this Presentation is expressly excluded.

This presentation contains certain forward-looking statements concerning the Company’s future business prospects and business profitability, which are subject to a number of risks and uncertainties and the actual results could materially differ from those in such forward-looking statements. The risks and uncertainties relating to these statements include, but are not limited to, risks and uncertainties regarding fluctuations in earnings, our ability to manage growth, competition (both domestic and international), economic growth in India and abroad, ability to attract and retain highly skilled professionals, time and cost over runs on contracts, our ability to manage our international operations, government policies and actions, regulations, interest and other fiscal costs generally prevailing in the economy. The company does not undertake to make any announcement in case any of these forward-looking statements become materially incorrect in future or update any forward-looking statements made from time to time by or on behalf of the company.



Agenda

1. The WABAG Group	04
2. Financial Performance	15
3. Order Book Analysis	24
4. Awards & Accolades	32



The WABAG Group

Enriching lives through Vision - Mission - Values



Vision

WABAGites enrich Life by Preserving Resources, Protecting Environment, Powering Economies through innovative & sustainable water solutions

Mission

- W** *Win-Win approach with Customer & every Stakeholder*
- A** *Advanced Technology & Value Engineering Solutions*
- B** *Build an Empowered, Entrepreneurial & Creative Team*
- A** *Aspirational Leadership with Courage & Care*
- G** *Growth guided by Responsibility and Values*

Values

- W** *Will to act decisively and commit to deliver the organizational goals*
- A** *Agile to be energetic, adaptable & resilient, to dynamic business environment*
- T** *Trust to be accountable & transparent to all our stakeholders*
- E** *Empathy to build long-term relationships based on care, understanding & co-operation*
- R** *Resolve to create sustainable solutions that benefits people, communities and environment*

"AKSHAY VATA" – Contributing to a Cleaner, Greener, Bluer Planet



Indomitable Spirit

Our DNA is infused with resilience, bouncing back from challenges like trees that bend without breaking



Rooted to Values

Deeply grounded in our core values and our mission of ensuring water security



Flourishing

Like trees, we continuously grow and bring prosperity to those around us



Knowledge

Like trees, which symbolize wisdom, our growth is driven by the knowledge we acquire and share



Individuality

Just as every tree stands tall, we value each WABAGite's unique contributions and capabilities



Interconnected

Inextricably connected, our actions impact all life forms, highlighting the importance of collaboration



"Akshay" means Eternal, "Vata" means Tree. The Akshay-Vata symbolizes an everlasting, constantly growing, nourishing source of abundance and knowledge.

Delivering Innovative Water Solutions Worldwide



Sustainable Solutions

Desalination, Waste Water Treatment, Recycle & Reuse, Effluent Treatment, Drinking Water, Zero Liquid Discharge, Sludge Treatment & Energy Recovery



Complete Lifecycle Partnership

Design – Procurement – Construction – Installation – Commissioning - O&M

Delivery Models

EP – EPC - DBO - O&M - BOOT - HAM



27 Mn m³

Waste Water Treated per day

630+ Tons

GHG Emissions Reduced per day

125+ IP Rights

Developed in-house

1.3 Mn m³

Desalinated Water per day

INR 6.6 Mn

Power Cost Saving per day

3rd Largest

Top Desalination Plant Suppliers

2.7 Mn m³

Recycled Water per day

41+ MW

Green Energy per day

1,500+ Plants

Executed Since 1995

27.5 Mn m³

Clean Water per day

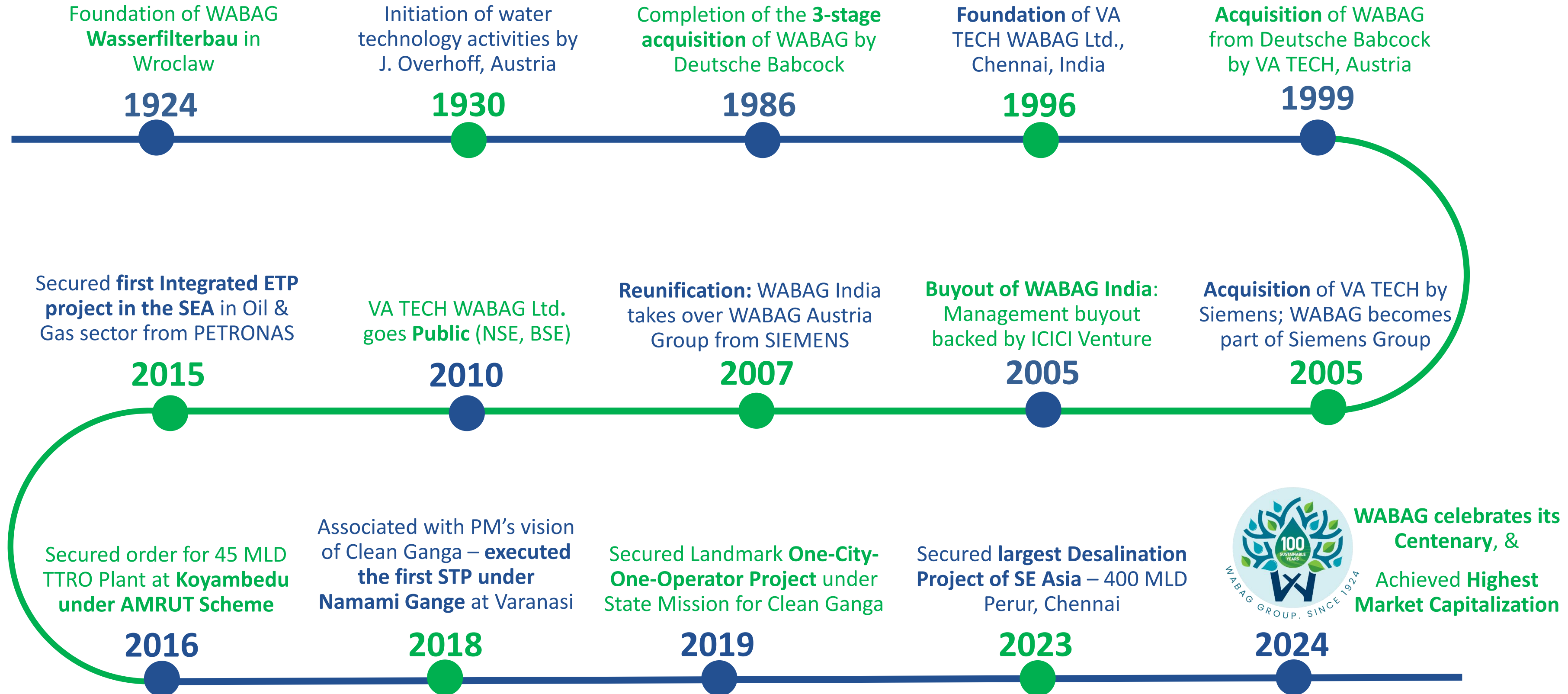
3rd Largest

Private Water Operator

1,600+

Wabagites across locations

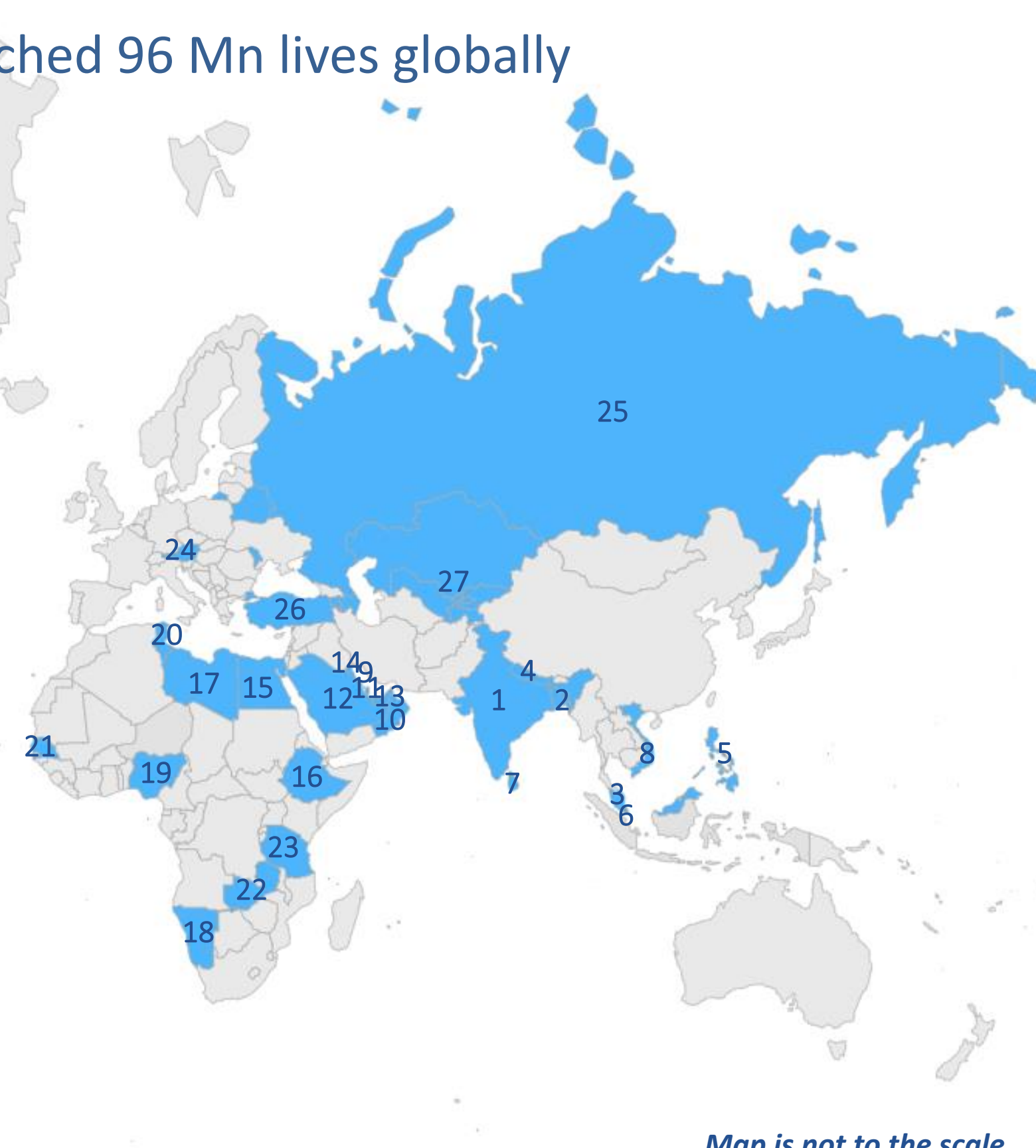
100 Years Young & Strong



World's 3rd - Largest Private Water Operator, Touched 96 Mn lives globally - Top Desalination Plant Suppliers

- ✓ Presence in 25+ Countries
- ✓ Global R&D centres in Europe & India
- ✓ Core expertise in Engineering & Procurement (EP); Asset Light Model
- ✓ Robust Order Book funded by Federal Governments, Multilaterals and Payment Securities
- ✓ Promoting Manufactured Water, Circular Economy and Resource Recovery

1. India (HQ)	7. Sri Lanka	13. UAE	19. Nigeria	25. Russia
2. Bangladesh	8. Vietnam	14. Kuwait	20. Tunisia	26. Turkey
3. Malaysia	9. Bahrain	15. Egypt	21. Senegal	27. CIS Countries
4. Nepal	10. Oman	16. Ethiopia	22. Zambia	
5. Philippines	11. Qatar	17. Libya	23. Tanzania	
6. Singapore	12. Saudi Arabia	18. Namibia	24. Austria	



Map is not to the scale

Aligned with Sustainable Development Goals



SDG - 6

Clean Water & Sanitation

WABAG ensures access to clean water and sanitation for all, thereby addressing the critical global need for water security in the form of water conservation, water recycle-reuse and manufactured water.



SDG - 11

Sustainable Cities & Communities

WABAG relentlessly pursues innovative treatment solutions to address water scarcity and improve water quality and reliability, thereby promoting healthy life and powering economies worldwide.



SDG - 12

Responsible Consumption & Production


WABAG's circular approach to water treatment prioritizes resource efficiency and minimal waste generation through recycle-reuse, biogas/energy generation & resource recovery measures.



SDG - 13

Climate Action

WABAG actively mitigates its environmental impact by implementing energy-efficient technologies and responsible waste management practices.



SDG - 14

Life Below Water

WABAG's sustainable solutions ensures the release of treated clean water into the river contributing to a healthier and more vibrant river ecosystem.

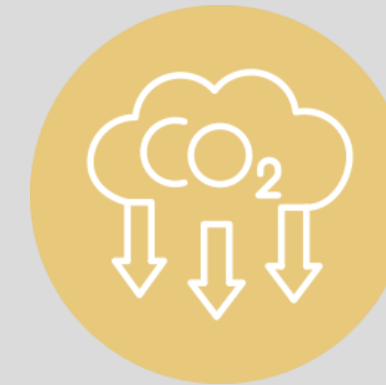


SDG - 17

Partnerships for the Goals

WABAG creates strong partnership with all stakeholders by aligning their interests around a common vision, combining complementary resources, competencies & risk sharing to maximize value creation towards the SDGs and delivering benefit to each of the partners.

Our Path to Net Zero




Reducing GHG emissions through our sustainable solutions

Water Positive



Effective technology use for production of recycled water

Waste to Energy




Generating green energy for 25 years

Resource Recovery



Generating valuable Resources from waste

Circular Economy



Contributing To Circular Economy

Ethics in Action : Strong Governance Policies



Strong Ethical and Governance Framework

Our policies, including Code of Conduct, Insider Trading Prevention, Anti-Bribery & Anti-Corruption, and Conflict of Interest, ensures highest standards of ethics, transparency, and accountability at all levels of leadership.



Commitment to Sustainability and Social Responsibility

Our policies like Corporate Social Responsibility, Sustainability, and Business Responsibility & Sustainability Reporting demonstrates a deep commitment to environmental stewardship, social welfare, and community engagement.



Comprehensive Risk Management and Compliance

Risk Management, Cyber Security & Data Privacy, Preservation of Documents, and Materiality of Disclosures Policies helps to proactively identify, assess and mitigate risks to safeguard our business, employees, and stakeholders.



Dedicated to Inclusivity, Fairness, and Employee Well-being

Our Equal Opportunity, Human Rights, Grievance Redressal, and POSH policies foster an inclusive, fair, and respectful workplace, ensuring the well-being, rights, and growth of all employees.



Audit Committee



Stakeholders Relationship Committee



Nomination & Remuneration Committee



Risk Management & Monitoring Committee



Corporate Social Responsibility Committee



Capital Allocation Committee



Sustainability Committee

Robust Governance Structure



Shareholders

- ✓ Long-term *shareholder value creation*
- ✓ *Strong engagement* through transparent communication



Board

- ✓ *Balanced and diversified Board; 2/3rd are Non-Executive Directors*
- ✓ *Experienced and vibrant Board of Directors* with requisite skills and expertise



Committees

- ✓ All *seven committees are chaired by Independent Directors*
- ✓ Committees entrusted with *effective governance, risk monitoring, strategy planning & ethical practices*



Management

- ✓ Professional Management with *average 30 years experience*
- ✓ Promoter among *top 20 Transformative Leaders, top 3 Global Water Leaders and Global Asian of the year 2021-22*



Employees & Stakeholders

- ✓ Promoting *Healthy and Safe Work Practices*
- ✓ *Empowering employees; Shared ownership* through ESOPs



Championing Sustainability : Our ESG Commitments



Reduction of emissions under direct control (*Scope 1 & Scope 2*) by 20% by 2035 through increase in renewable energy share

Increase *water positivity* by 25% thru treatment of 1.25 Trillion litres/year by 2030

~60 million m³ water treated per day and 41+ MW Green Energy generated per day; reducing Carbon footprint



To achieve *Zero Lost Time Injury Frequency Rate (LTIFR)*

Increase *gender diversity* among employees thru 12% female employee mix by 2030

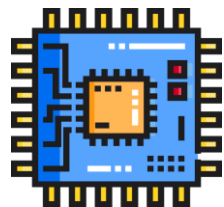

Implemented 24 CSR Projects; benefiting 3,500+ Farmers, 6,000+ School Kids & teachers, 5,000+ Urban Poor; 17,000+ Green Jobs Created



Consistently enhance the governance practices of the Organization

Board Level Oversight on Sustainability related issues

Independent Board consist of 2 Executive Directors out of 6 Directors

<p>Biogas to CBG</p>	 <p>Strategic tie up with 'Peak Sustainability Ventures' to establish 100 CBG plants</p>	<p>Analyzing performance of installed plants to maximize biogas yield and minimize operational downtime</p>	<p>Actively working with municipal local bodies on few projects which are in advance stage of tendering</p>
<p>Digitalization</p>	 <p>Partnered with 'Pani Energy' to implement applied AI for water treatment plants</p>	<p>Koyambedu TTRO Plant is powered with operational intelligence platform (AI)</p>	<p>Assessing the potential to digitalize other assets to automate the operation while reducing the OPEX</p>
<p>PV Solar, Semiconductor & Green H2</p>	 <p>Secured Mega desalination order from PV Solar sector</p>	<p>Global leader in water treatment & proven track record in Ultra Pure Water (UPW) for Semi-Conductor industry</p>	<p>Developing our project pipeline and actively engaging with clients and consultants</p>
<p>Blue Seed</p>	 <p>Initiative to Foster Innovation & Support Emerging Start-ups</p>	<p>Company offering Capital Support, Direct Access to Live Projects and Mentorship</p>	<p>Received great response from Waterpreneurs, and are exploring to collaborate through pilot opportunities</p>



Financial Performance

Business Highlights – Q3 & 9M FY25



Consolidated (INR Million)	Q3 FY25	9M FY25
Order Intake	27,813 ▲ 525.4% YoY	50,750 ▲ 188.1% YoY
Revenue	8,110 ▲ 15.1% YoY	21,378 ▲ 11.2% YoY
EBITDA	1,051 ▲ 6.3% YoY	2,894 ▲ 10.8% YoY
PAT	702 ▲ 11.6% YoY	1,958 ▲ 13.2% YoY

Excluding Divested European Subsidiaries for like-to-like comparison, 9M EBITDA at INR 2,905 Mn (up 14.3%) and PAT at INR 1,972 Mn (up 17.2%)

Order Book & Credit Rating

- Strong Order Book, over **INR 142 Bn**; Provides **Robust Revenue Visibility**
- **Long Term Credit Rating upgraded to AA-/Stable** by India Ratings

9M Performance Metrics

EBITDA
13.5%

*Driven by EP,
International, Industrial
& Adv. Tech. projects*

PAT
9.2%

*Driven by debt control
& improved operating
margins*

Net Cash
INR 2,625 Mn

*Driven by Efficient Cash
Management*

RoCE
17.7%

*Driven by Asset Light
Business Model*

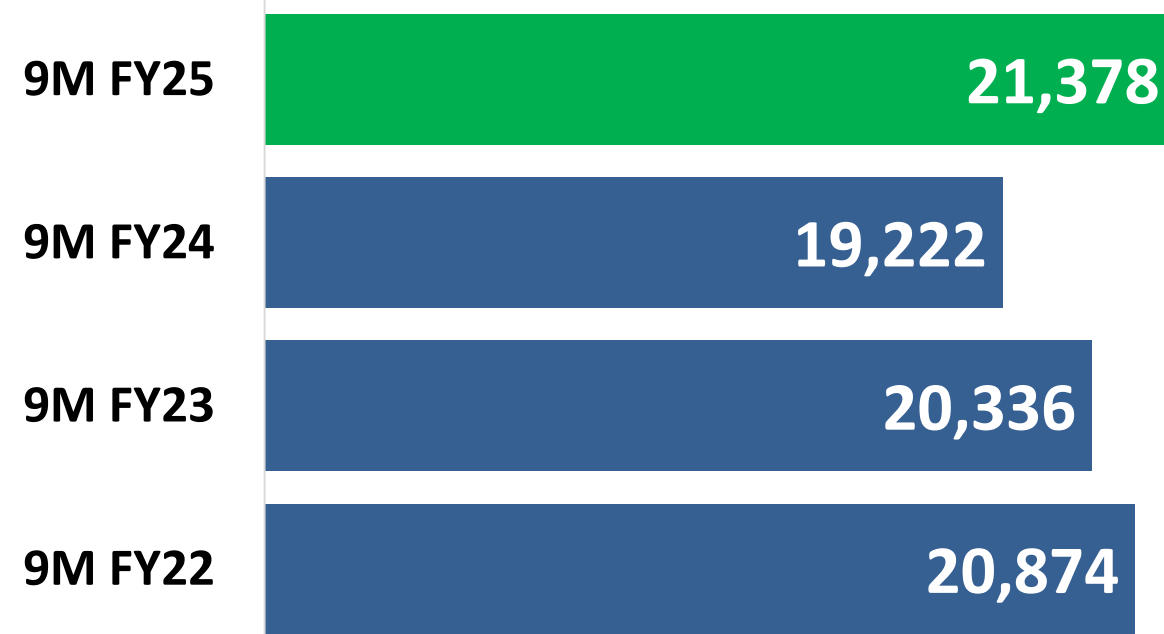
RoE
14.5%

*Creating long term
Shareholder Value*

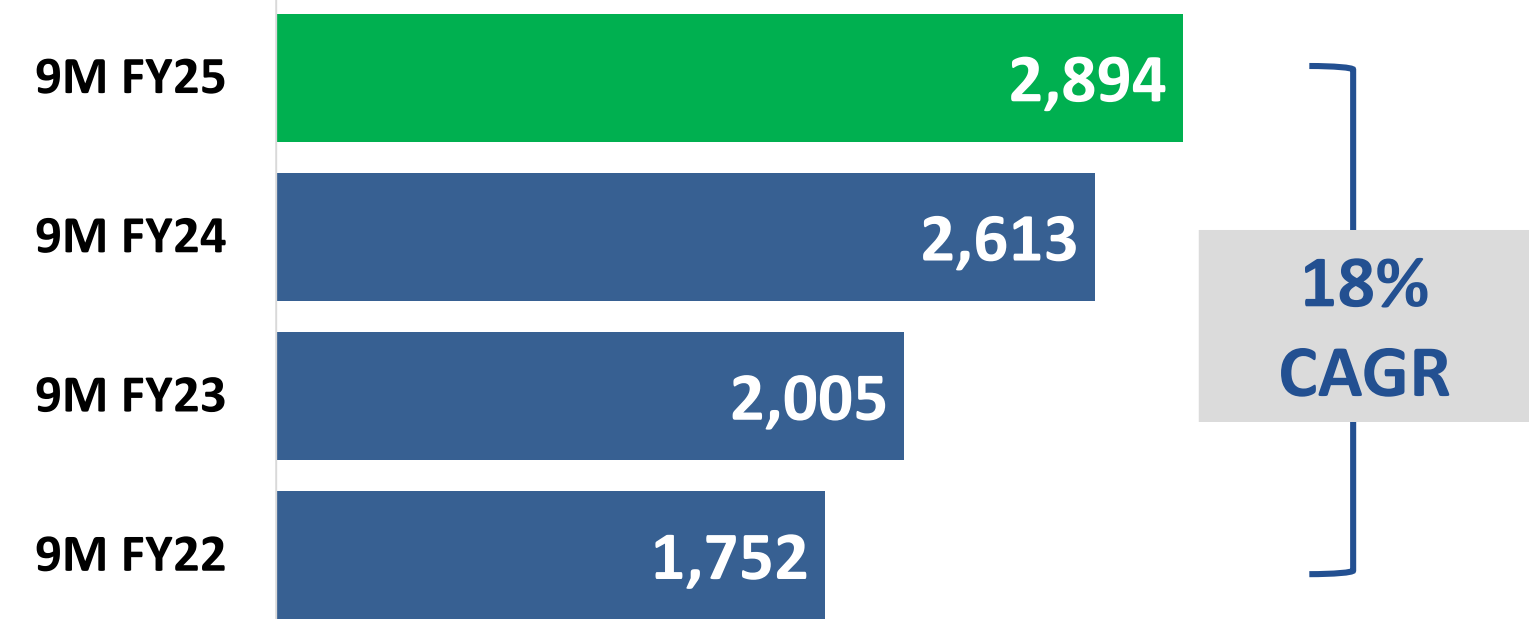
9M Financial Performance over the years



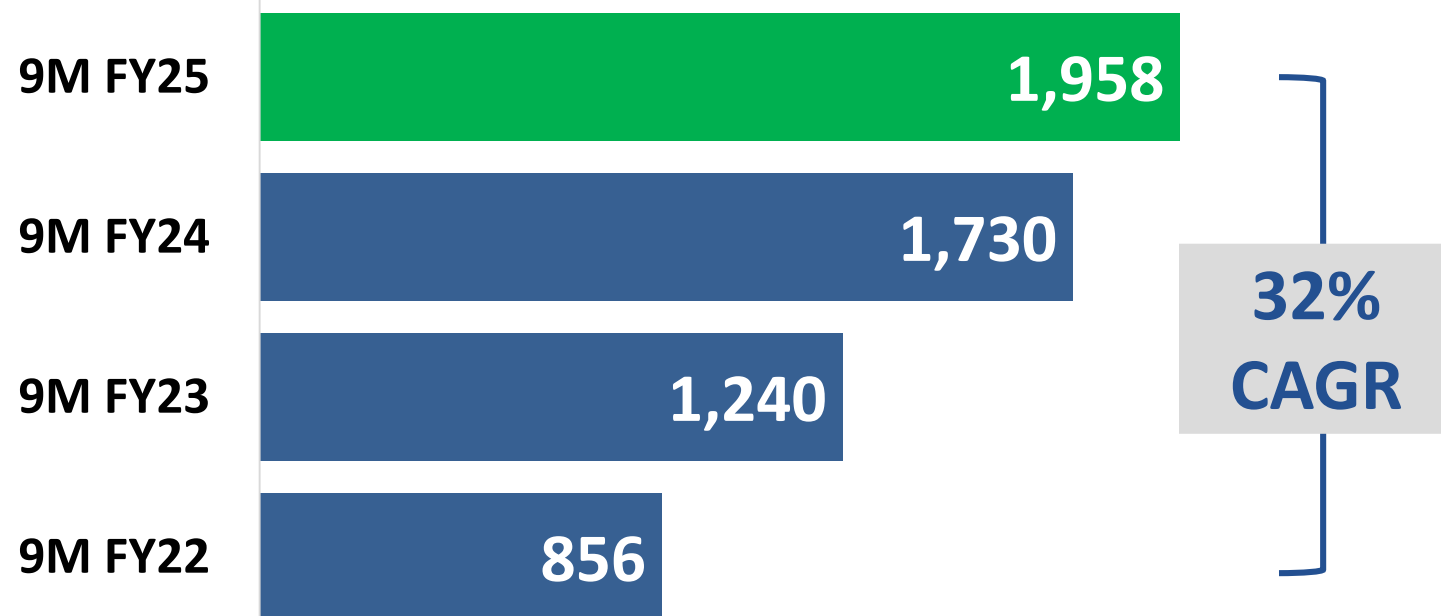
REVENUE 21,378



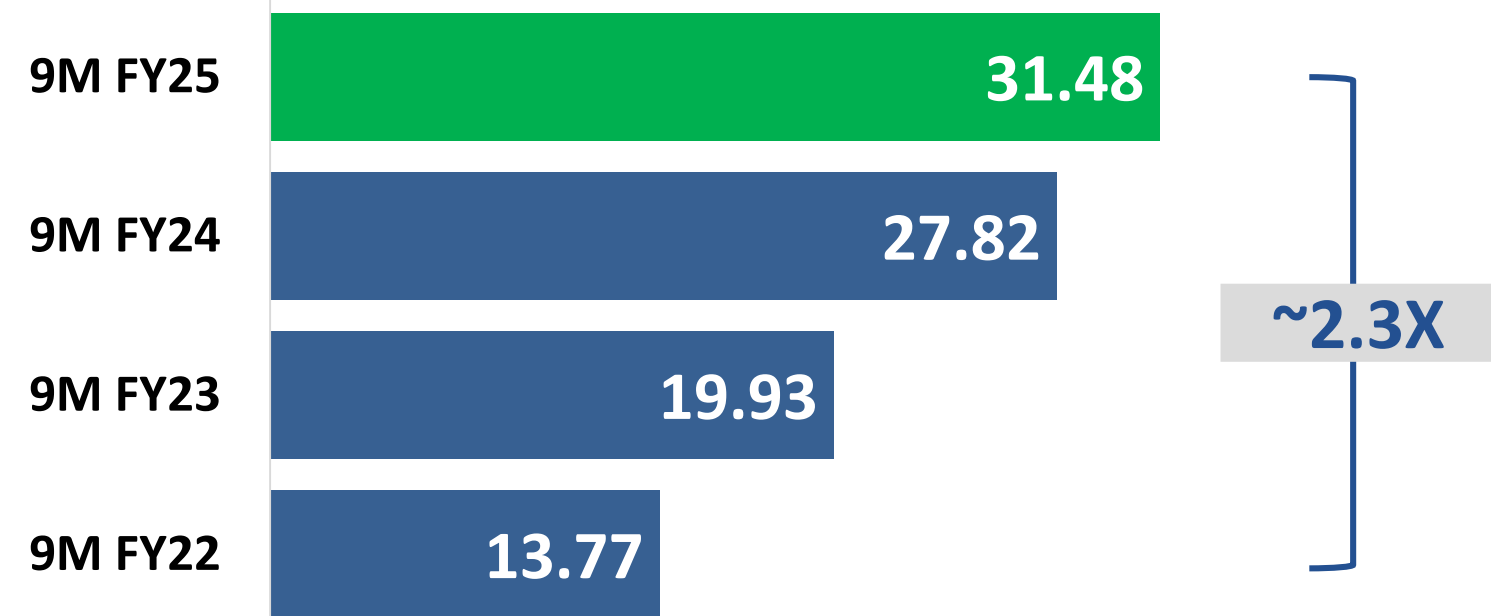
EBITDA 2,894



PAT 1,958



Basic EPS 31.48 INR

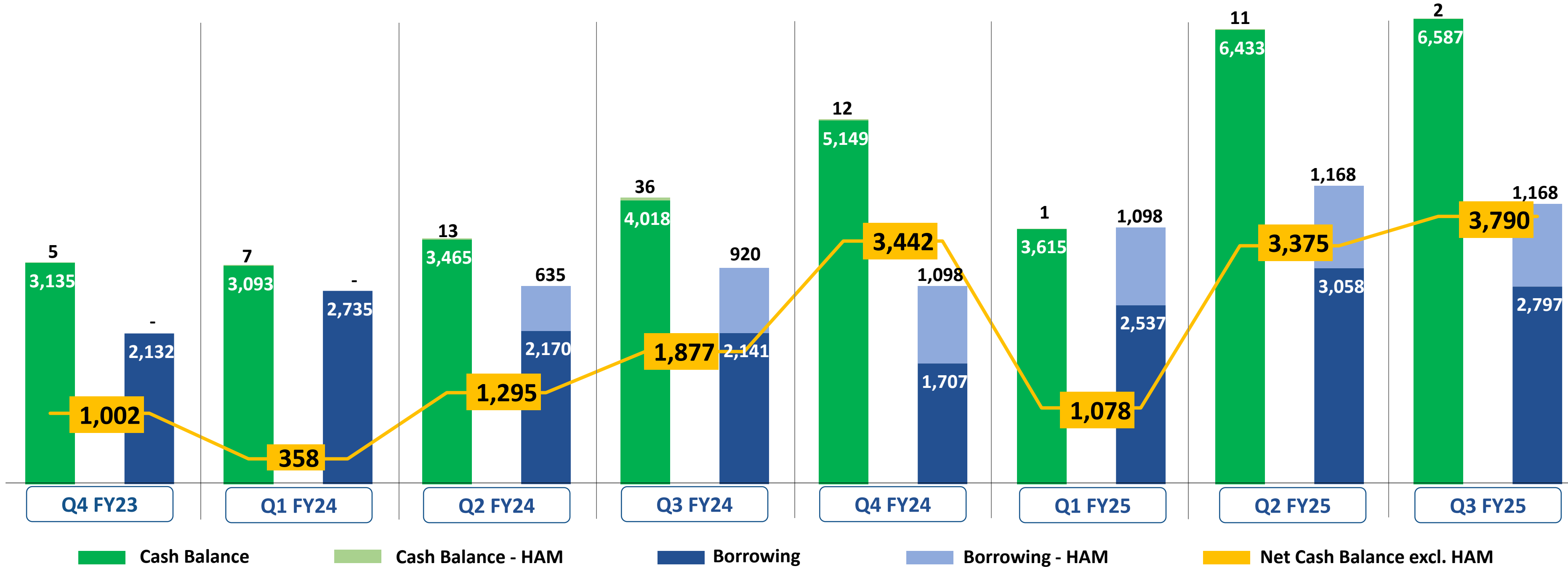


Cash & Debt Position



Committed to our Long Term Strategy of *Net Cash Positive*

INR Mn



8th Consecutive Quarter of Net Cash Positive

Rating upgraded to 'IND AA-'/ Stable



Rationale:

- ✓ Improvement in consolidated operating performance with *improvement in the EBITDA margin* in FY24, aiding the company to *deleverage its balance sheet and remain net debt free*
- ✓ Company expected to retain its *leading market position* in the water infrastructure space while maintaining a *healthy profitability and strong credit profile*
- ✓ The business will continue to *diversify into new geographies* while ensuring *payment security*
- ✓ *Healthy revenue visibility*, supported by a *balanced mix of Engineering, Procurement and Construction (EPC), and Operations and Maintenance (O&M) orders* in hand

YEAR	6 th Apr'20	27 th Aug'21	24 th Nov'22	9 th Feb'24	4 th Feb'25
SHORT TERM CREDIT RATING	A2(+)	A1	A1(+) ▲	A1(+)	A1(+)
LONG TERM CREDIT RATING	A	A(+) ▲	A(+)	A(+)	AA(-) ▲
OUTLOOK	NEGATIVE	STABLE	STABLE	POSITIVE ▲	STABLE

Rating and Outlook upgraded in all rating cycles in the last four years, reaffirming WABAG's strong Operational Performance and Net Cash Positive

Medium Term Outlook



	Order Book 3x of Revenue	Revenues 15 - 20 % CAGR	EBITDA 13 - 15 %	RoCE >20% Asset Light	O&M at 20% of Total Revenues	RoE >15%	Net Cash Positive
Outlook (3-5 Years)							

	INR 142+ Bn Strong Order Book	Revenues Up 11.2% (YoY)	EBITDA 13.5% of 9M FY25 Revenue	RoCE 17.7% Asset Light	O&M 19% of 9M FY25 Revenue	RoE 14.5%	Net Cash Positive INR 2,625 Mn
Performance							

	4x of revenue; Strong growth visibility	Growth on track; Driven by efficient execution and new projects	Consistent improvement in profitability	Asset Light Business Model	O&M on track to meet the outlook target	Creating long term value for shareholders	Net Cash Positive; 8 th consecutive quarter
Commentary							

Consolidated Profit & Loss Statement



INR Mn

Particulars	9M FY'25	9M FY'24	YoY %	Q3 FY'25	Q3 FY'24	YoY %
Revenue from Operations	21,378	19,222	11.2%	8,110	7,044	15.1%
Cost of Sales	16,082	14,415		6,265	5,299	
Total Cost of Operations (TCO)	2,489	2,302		841	745	
Forex Loss/(Gain)	(87)	(108)		(47)	11	
EBITDA	2,894	2,613	10.8%	1,051	989	6.3%
EBITDA Margin	13.5%	13.6%		13.0%	14.0%	
Net Interest (Income)/Cost	112	90		10	30	
Dividend Income	(15)	(105)		-	(11)	
Bank Charges	315	309		103	110	
Gain on Sale of Subsidiary & FA	(92)	(141)		(11)	-	
Depreciation & Amortization	45	59		13	21	
Tax	580	579		207	207	
Share of Profits / MI (Net)	9	(92)		(27)	(2)	
Profit After Tax	1,958	1,730	13.2%	702	629	11.6%
Profit Margin	9.2%	9.0%		8.7%	8.9%	

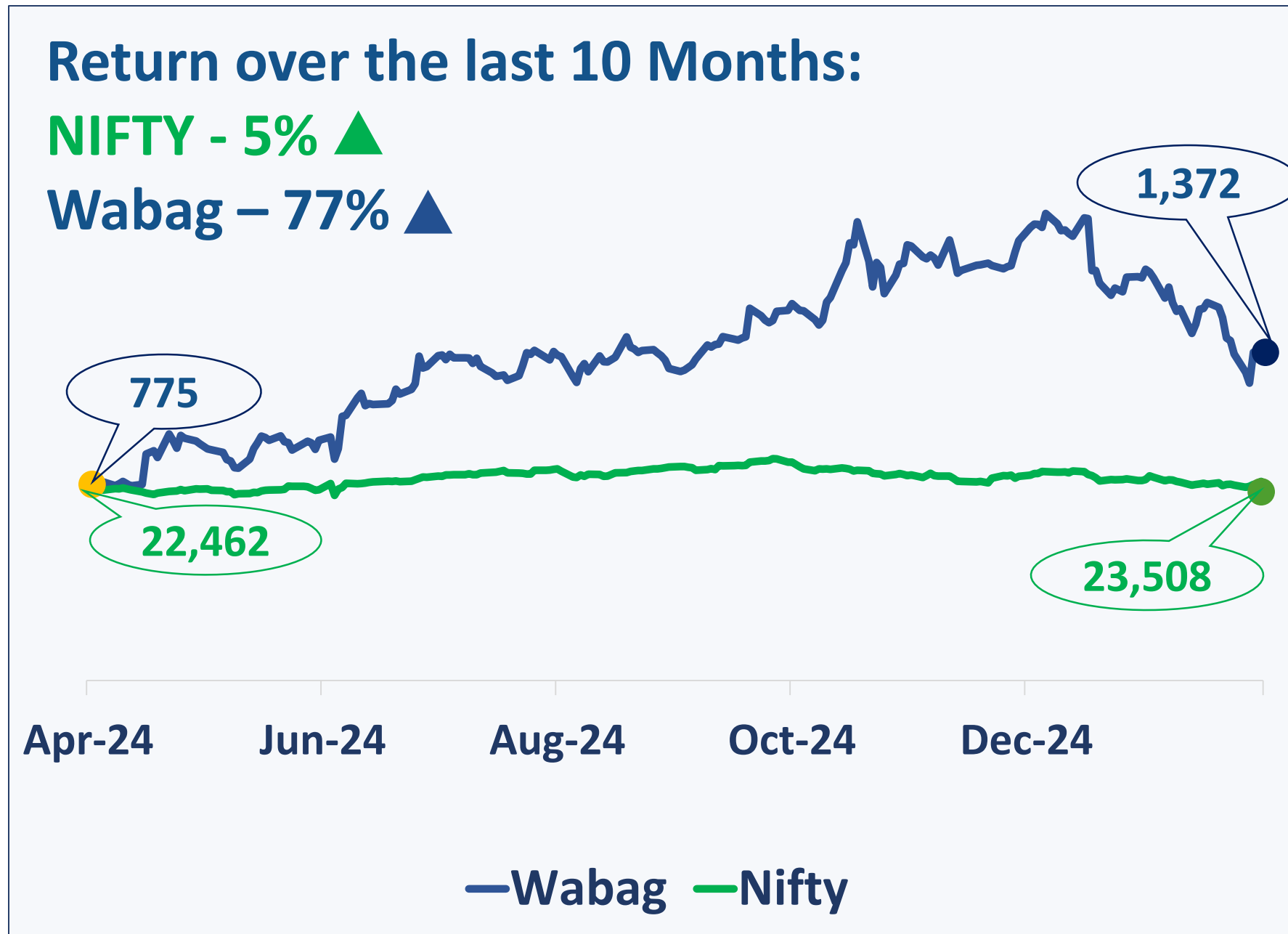
Standalone Profit & Loss Statement



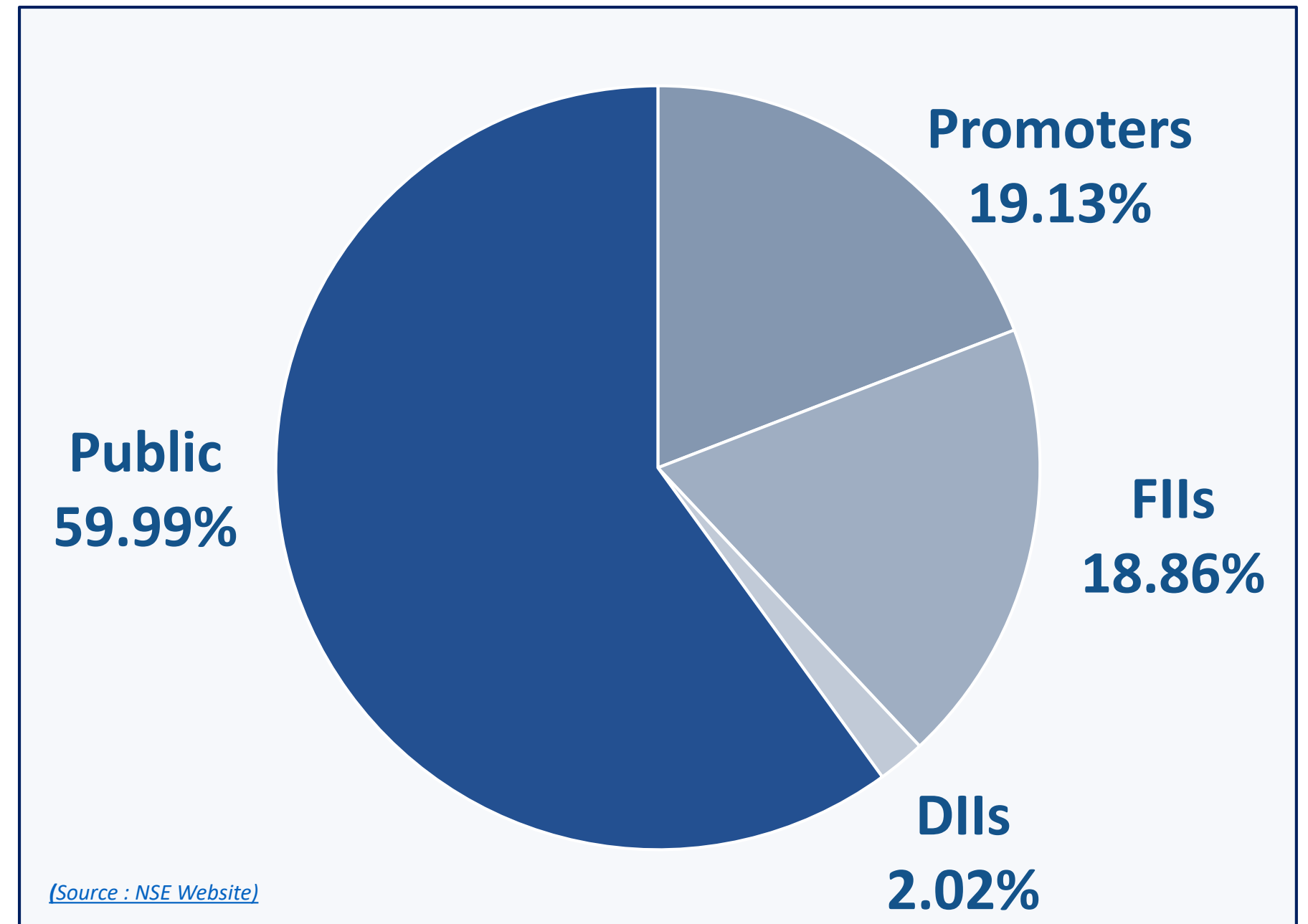
INR Mn

Particulars	9M FY'25	9M FY'24	YoY %	Q3 FY'25	Q3 FY'24	YoY %
Revenue from Operations	18,353	17,378	5.6%	6,761	6,243	8.3%
Cost of Sales	13,676	13,194		5,137	4,692	
Total Cost of Operations (TCO)	2,176	1,817		772	596	
Forex Loss/(Gain)	(138)	(122)		(79)	-	
EBITDA	2,639	2,488	6.1%	931	955	(2.4%)
EBITDA Margin	14.4%	14.3%		13.8%	15.3%	
Net Interest (Income)/Cost	26	95		(29)	21	
Dividend Income	-	(102)		-	(11)	
Bank Charges	283	279		89	99	
Gain on Sale of Subsidiary & FA	(1)	-		-	-	
Depreciation & Amortization	22	30		8	11	
Tax	586	552		222	210	
Profit After Tax	1,723	1,636	5.4%	642	624	2.8%
Profit Margin	9.4%	9.4%		9.5%	10.0%	

Share Market Performance (31st Jan'25)



Shareholding Pattern as on 31st Dec'24



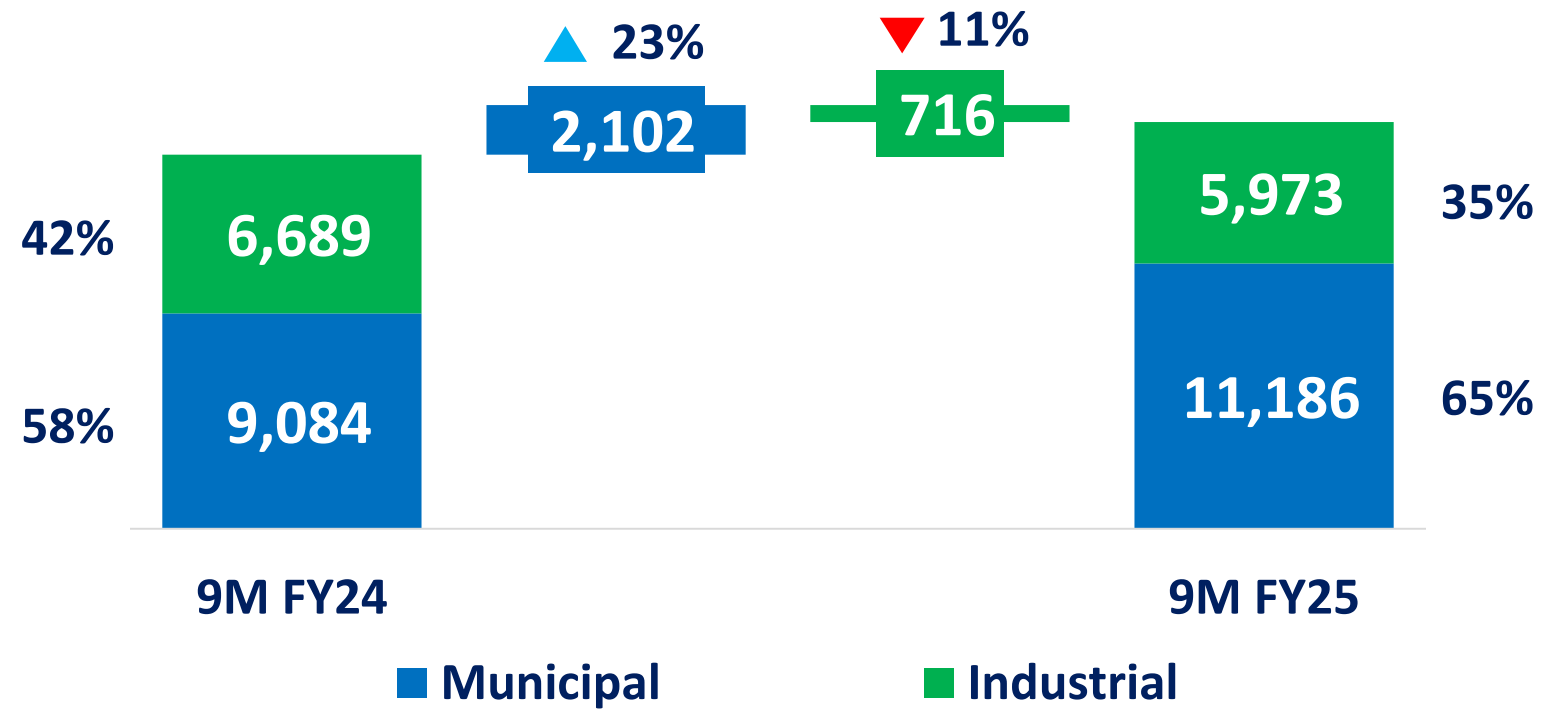


Order Book Analysis

EPC Business Analysis - 9M FY25

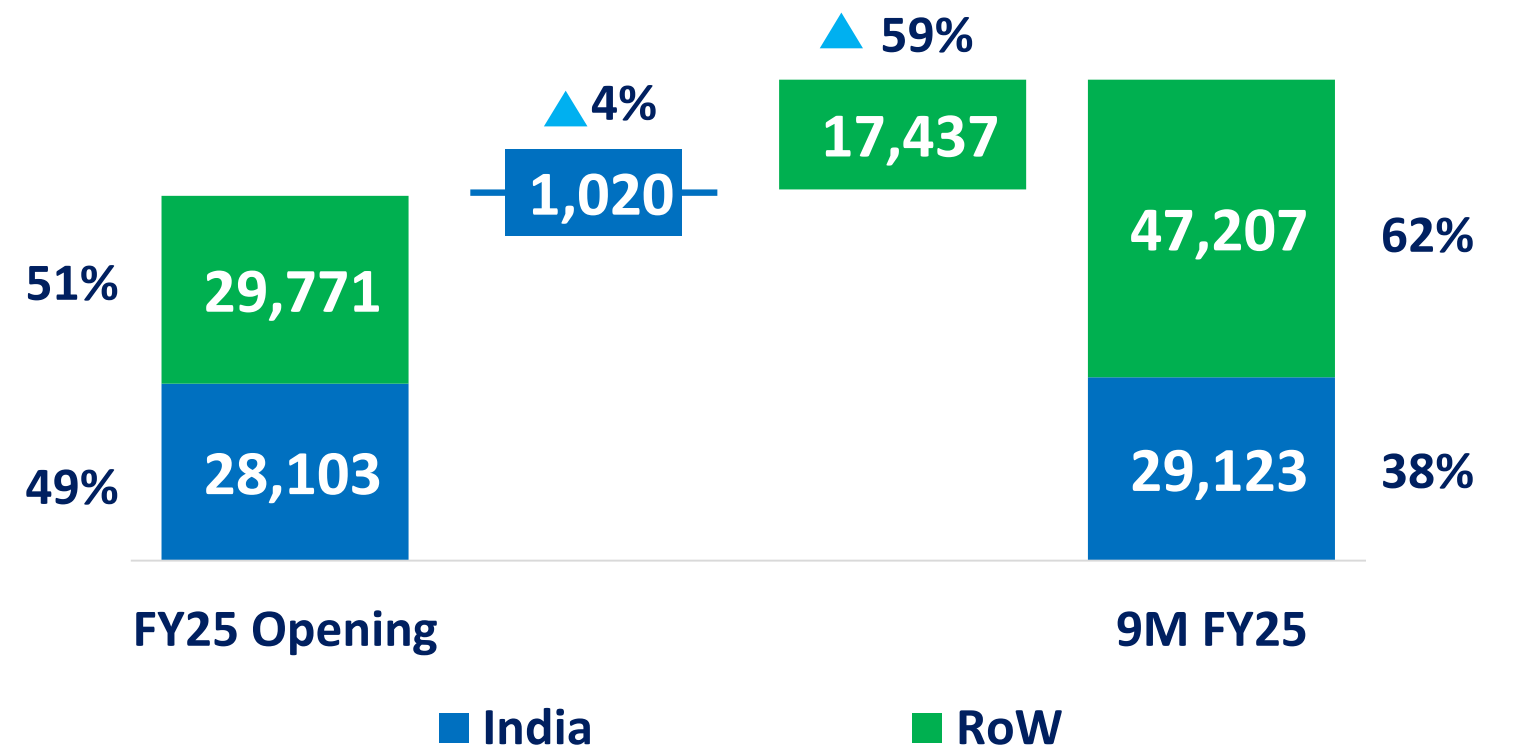
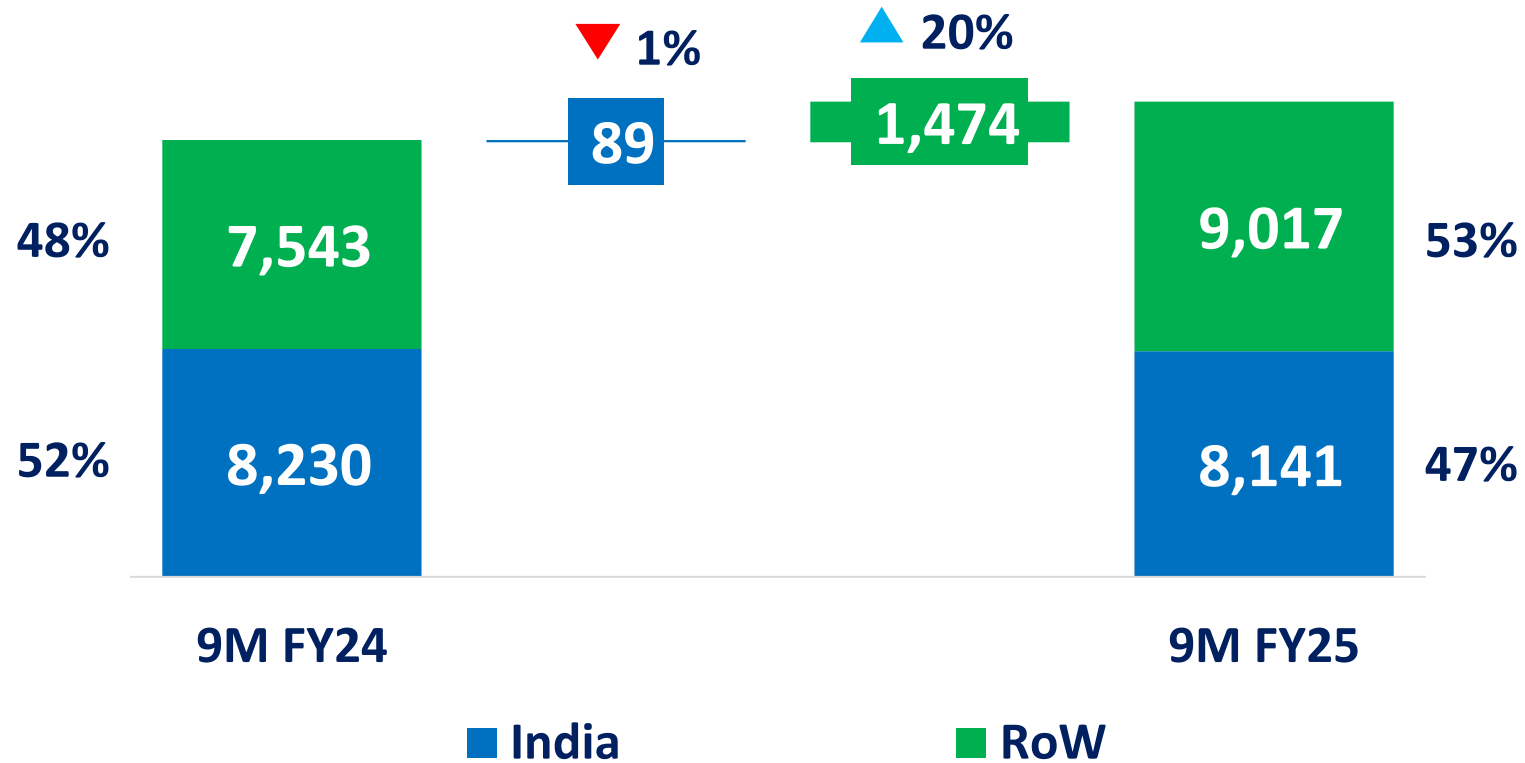
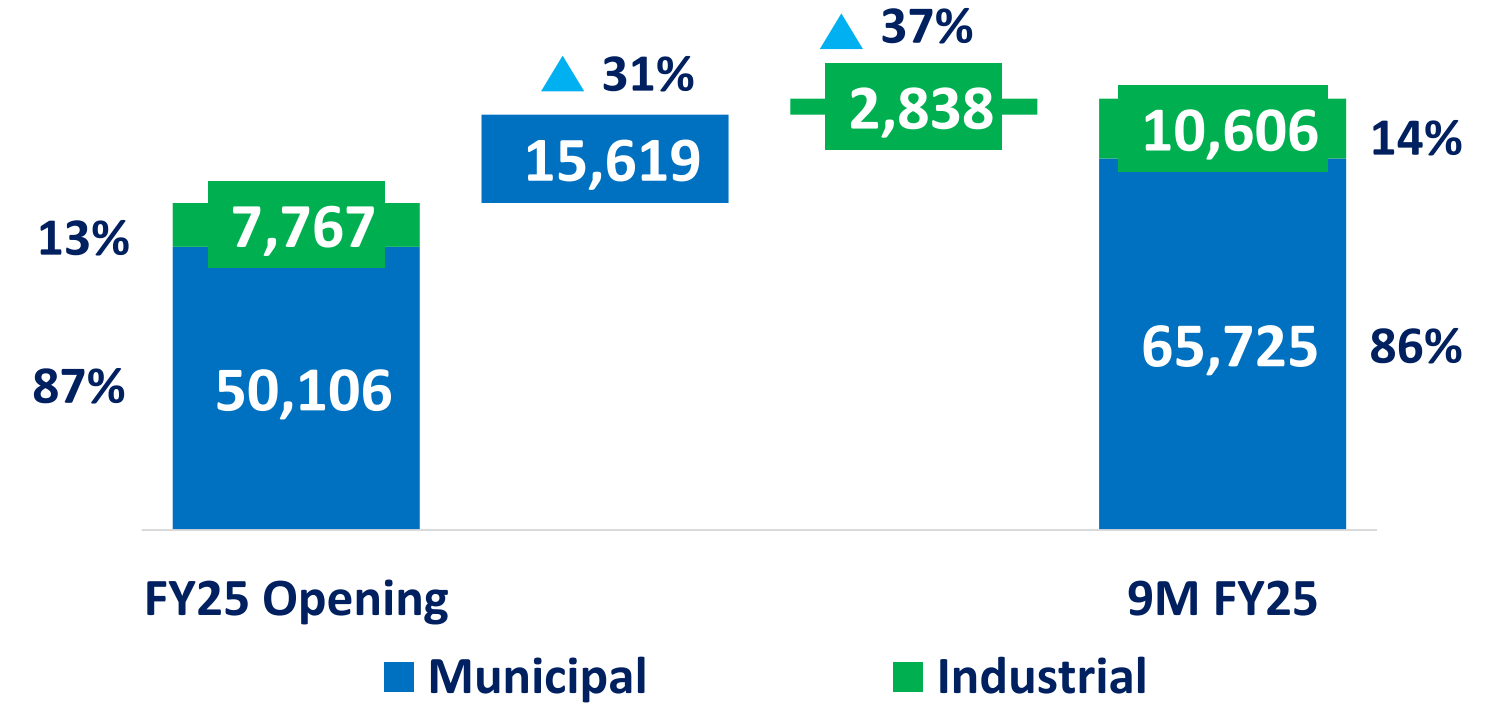


Revenue Growth (YoY) 9%



Order Backlog Growth (YoY) 32%

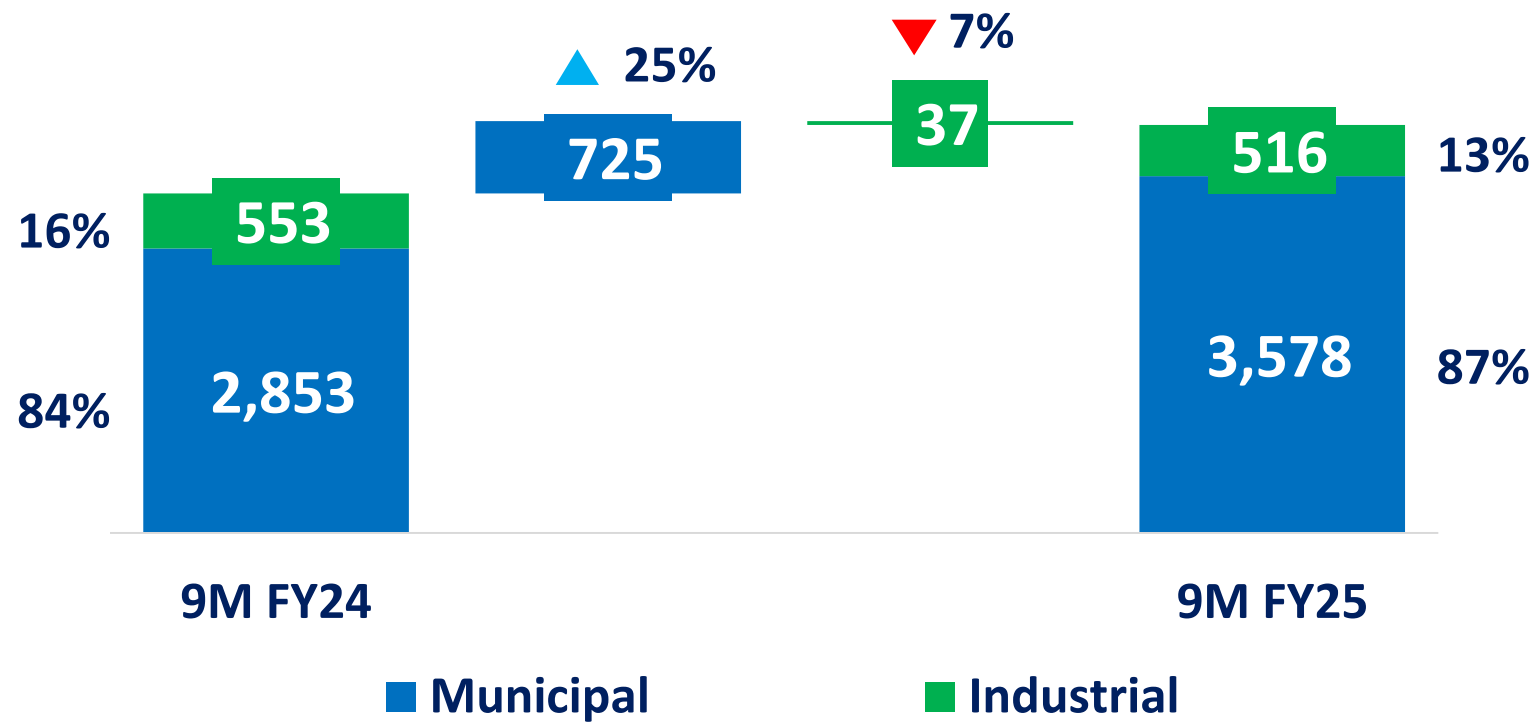
INR Mn



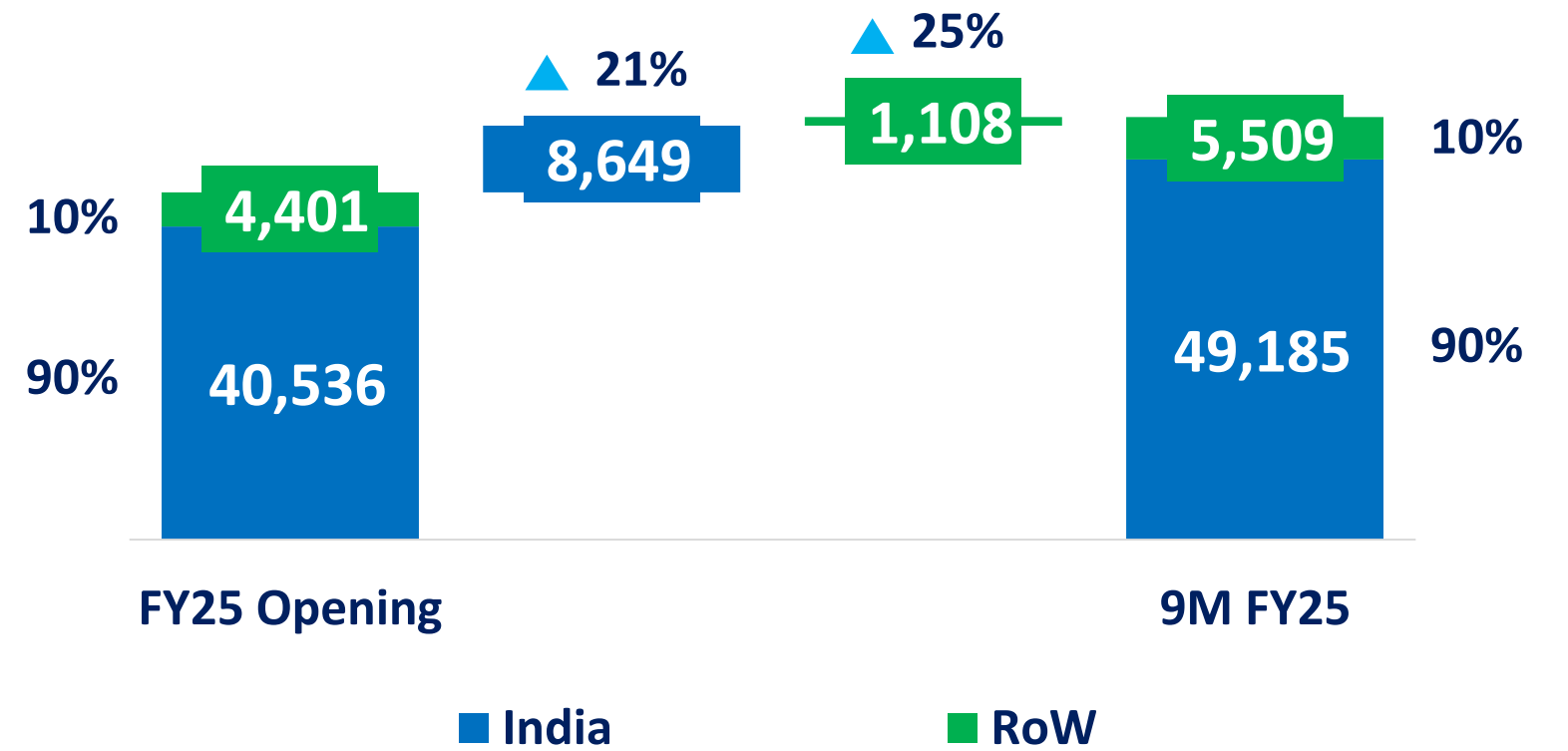
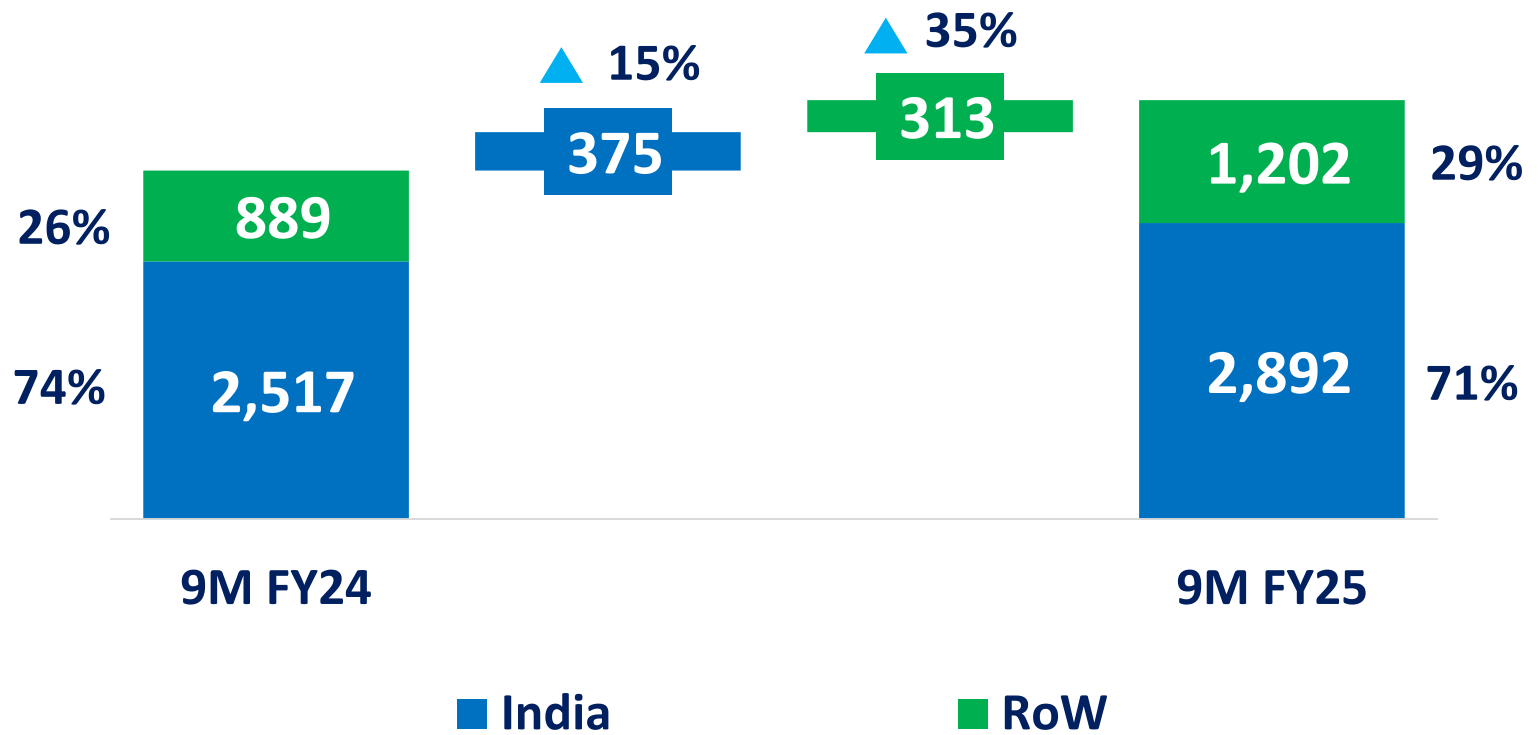
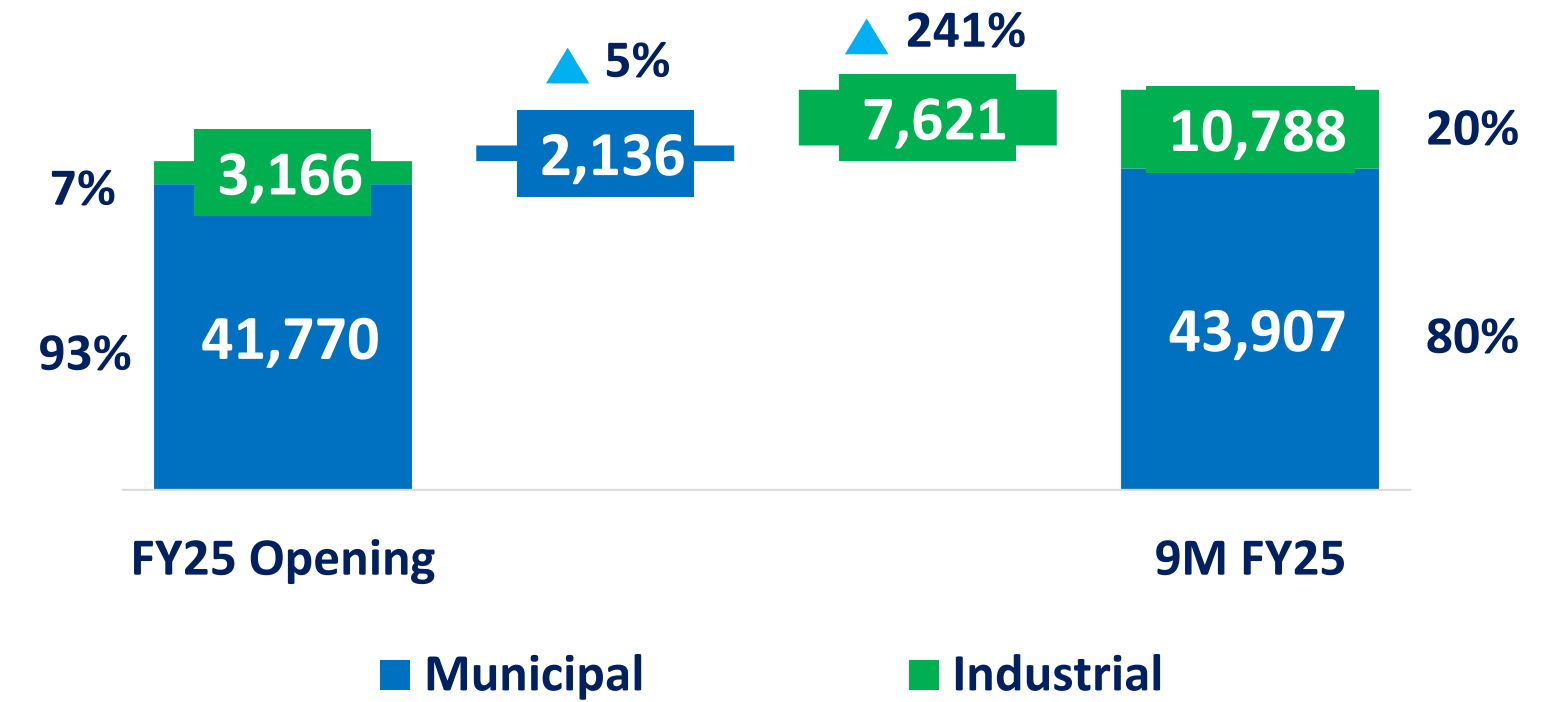
O&M Business Analysis - 9M FY25



Revenue Growth (YoY) 20%



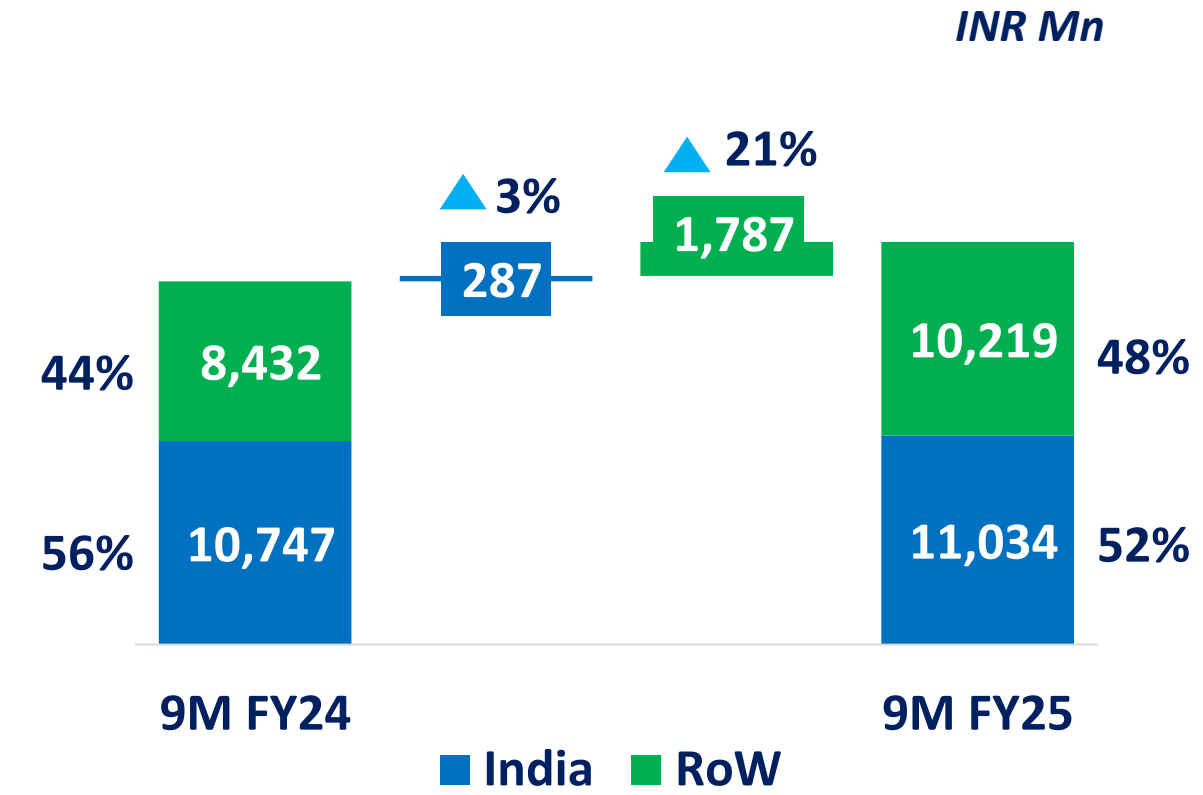
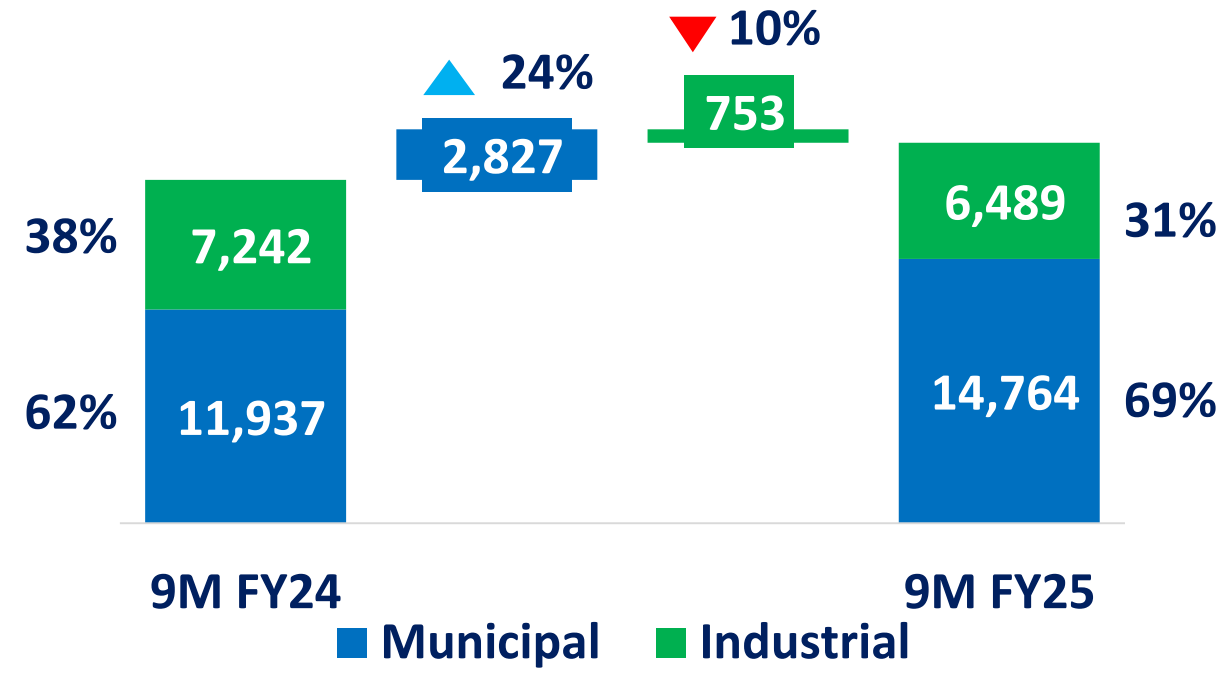
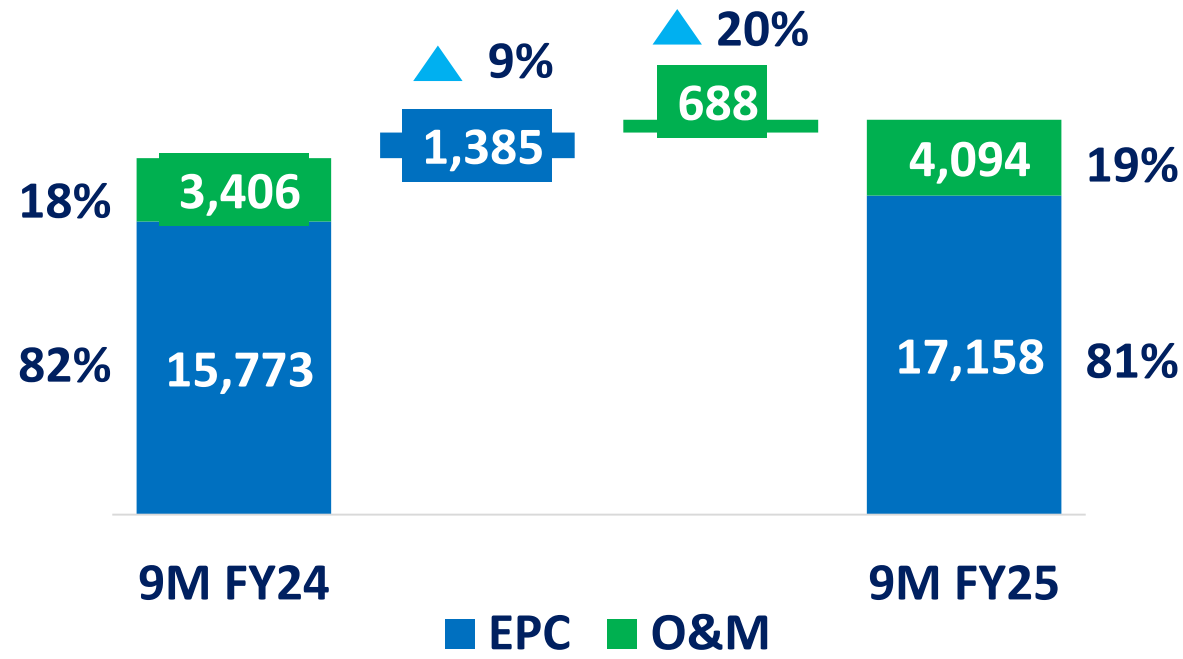
Order Backlog Growth (YoY) 22% ^{INR Mn}



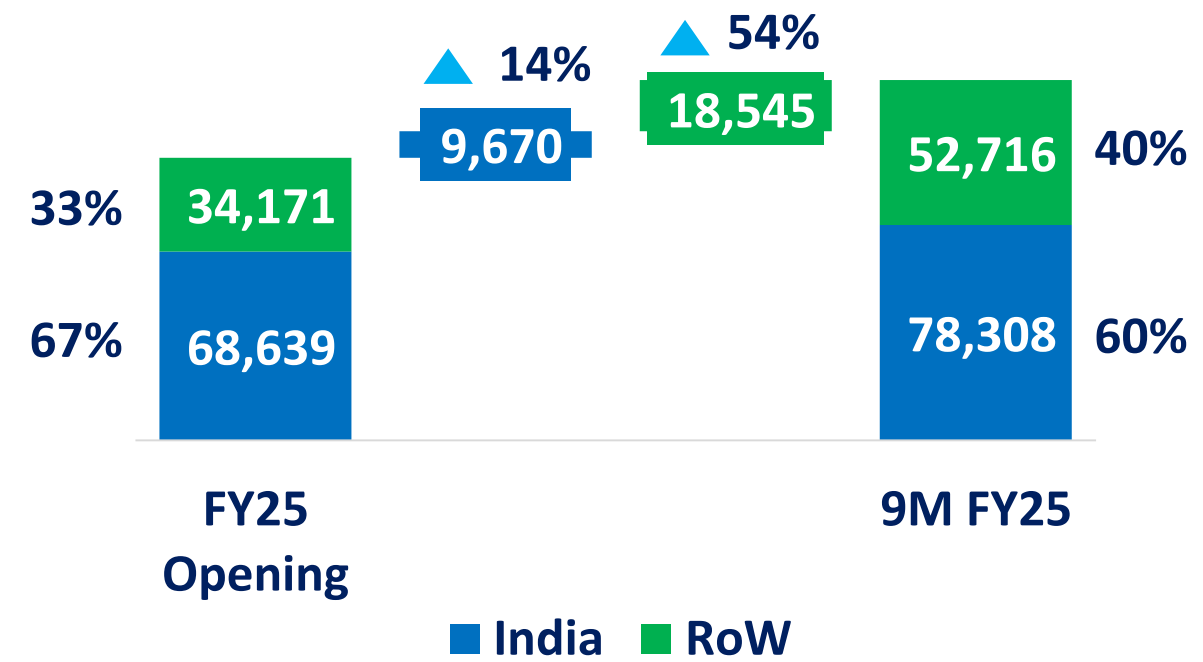
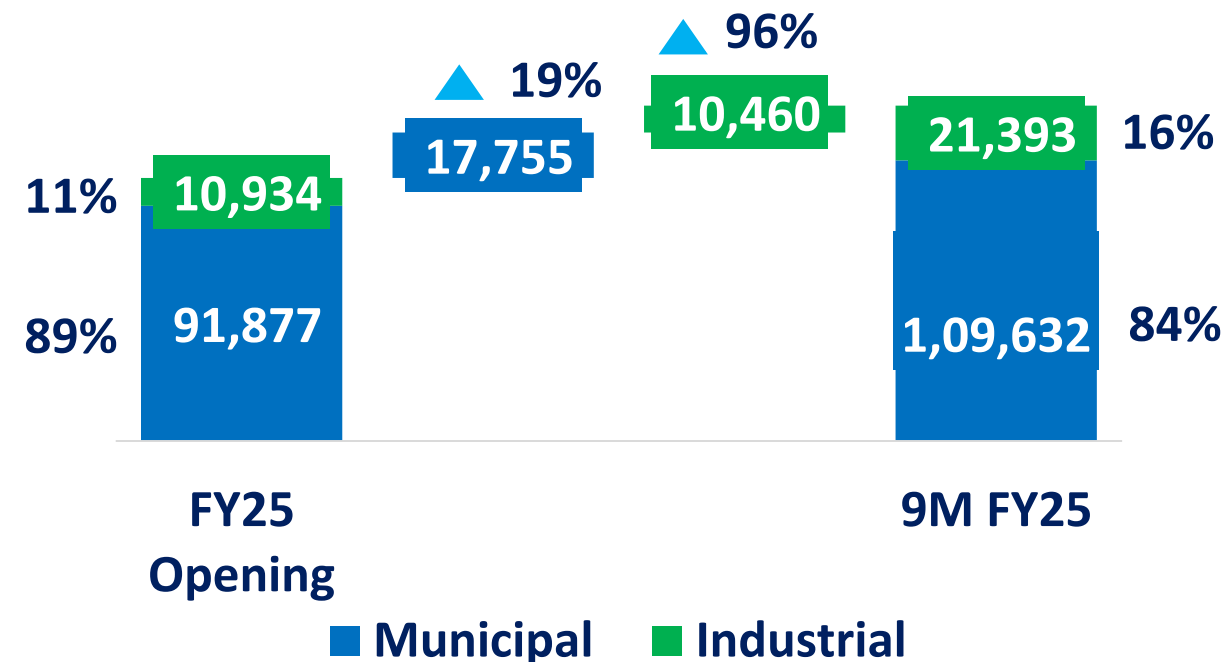
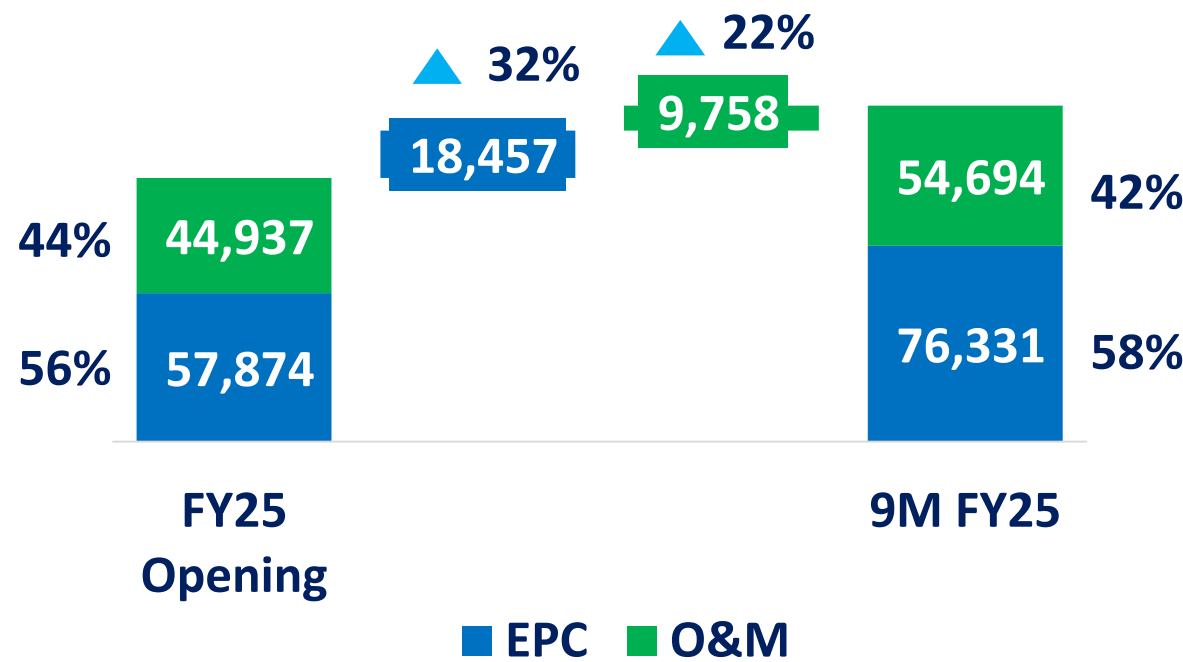
Order Book Analysis - 9M FY25



Revenue Growth (YoY) 11%



Order Book Growth (YoY) 27%



Revenue Breakup – 9M FY25



By Business Offering & Customer Segment

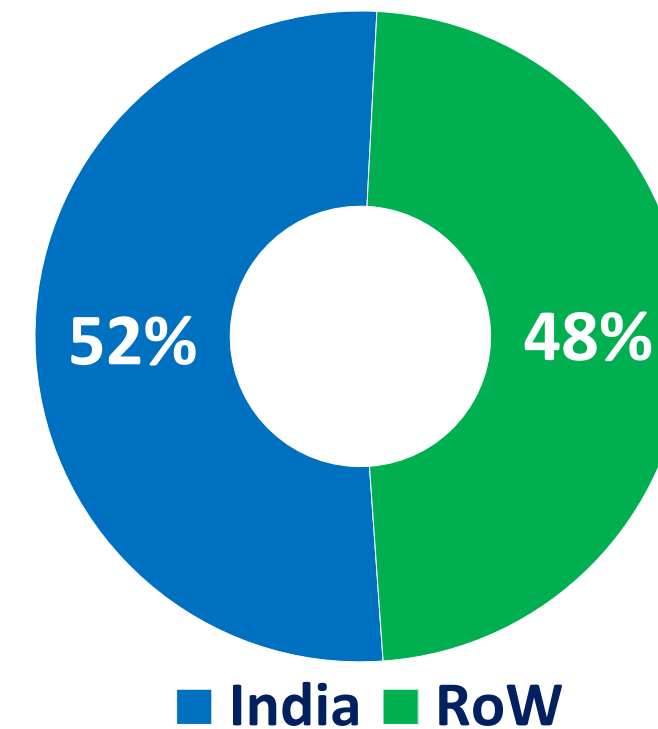
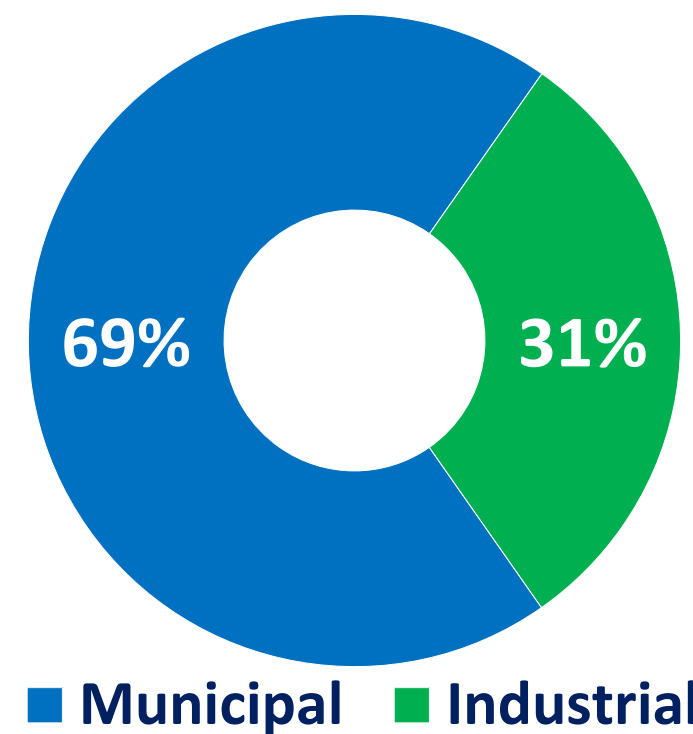
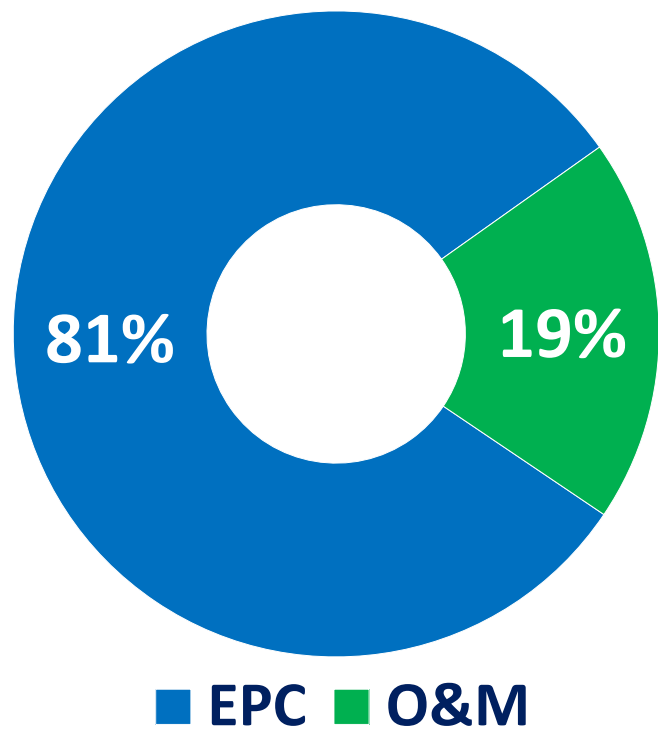
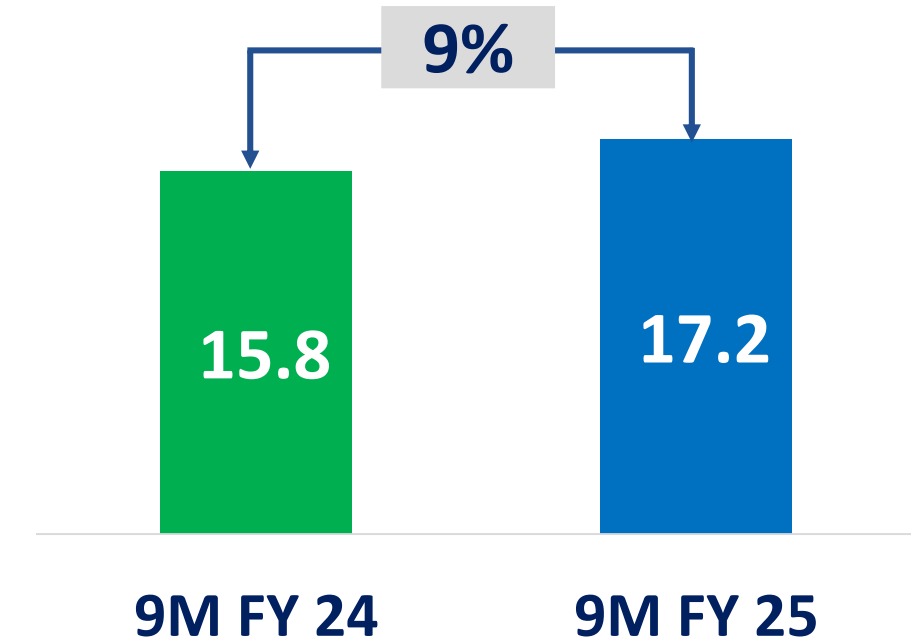
INR Mn	Municipal	Industrial	Total
EPC	11,186	5,973	17,158
O&M	3,578	516	4,094
Grand Total	14,764	6,489	21,253

By Geography

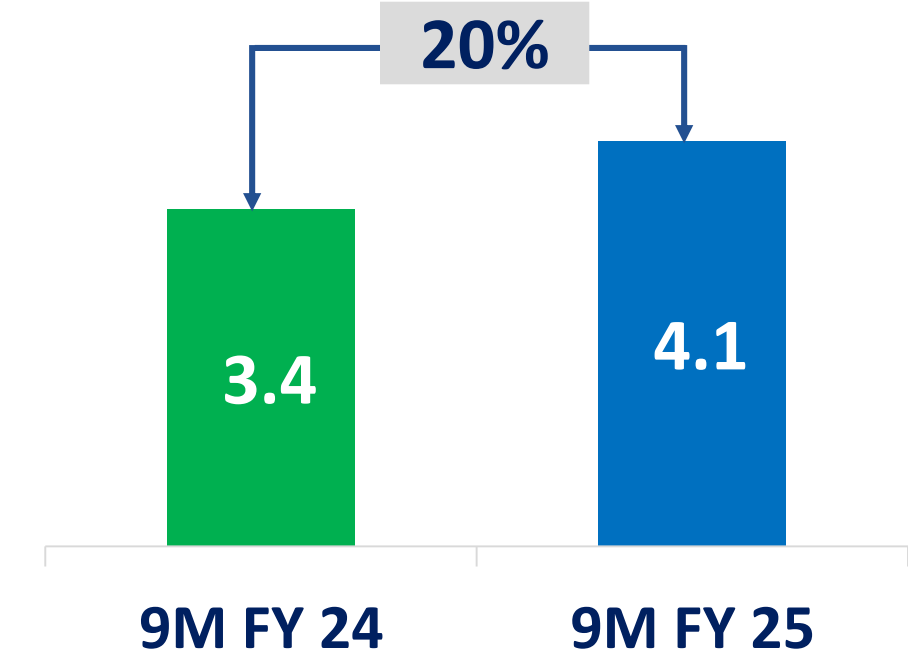
INR Mn	Total
India	11,034
Overseas	10,219
Grand Total	21,253

INR Mn

EPC (INR Bn)



O&M (INR Bn)



Order Intake Breakup – 9M FY25

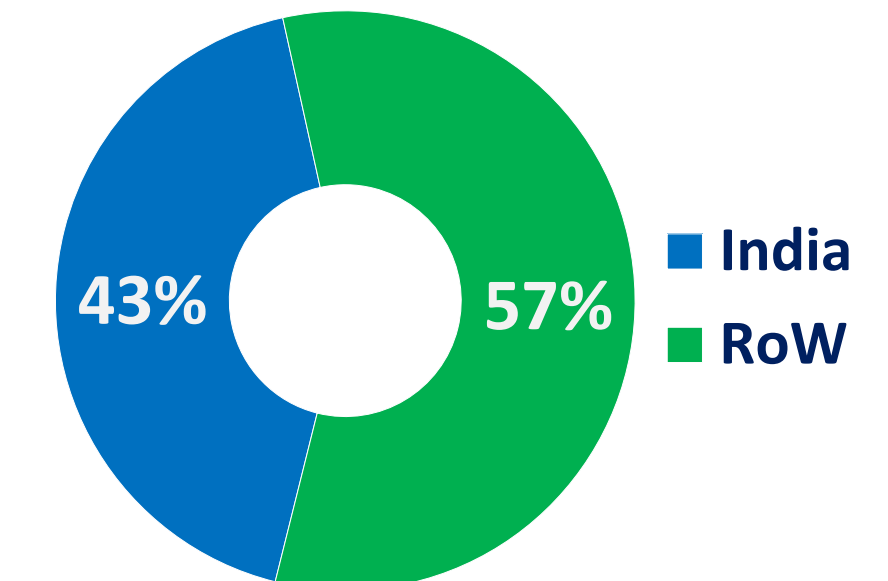
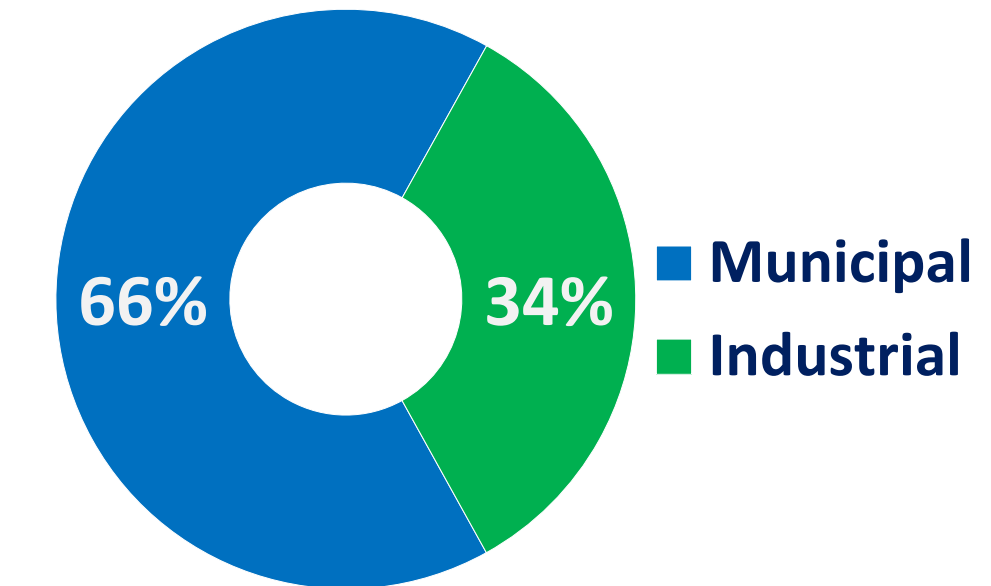
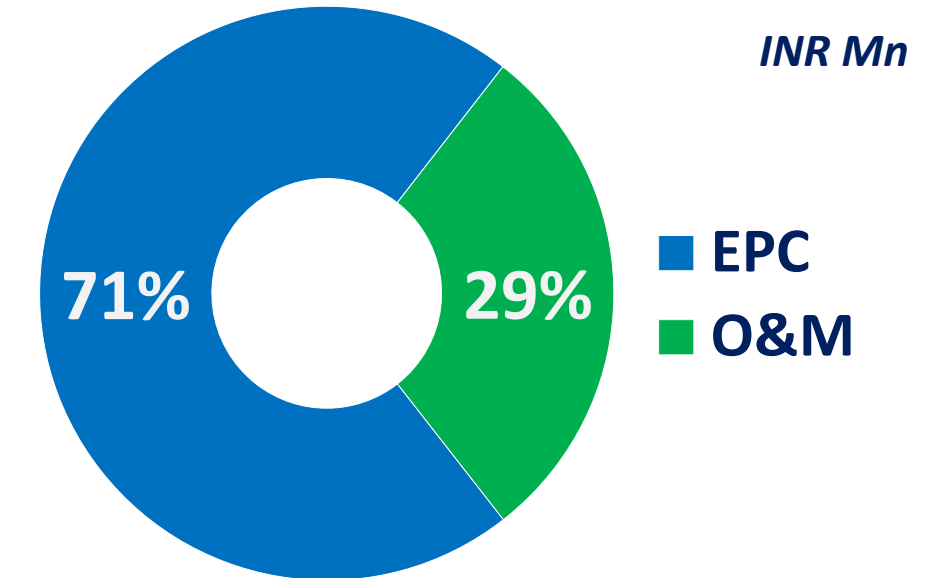


By Business Offering & Customer Segment

INR Mn	Municipal	Industrial	Total
EPC	27,054	9,016	36,071
O&M	6,507	8,173	14,680
Grand Total	33,561	17,189	50,750

By Geography

INR Mn	Total
India	21,643
Overseas	29,107
Grand Total	50,750



Key Orders	Nature	Amount*
200 MLD Al Haer ESC, KSA - ISTP	EPC	17,212
100 MLD Indosol, Andhra Pradesh - Desalination	DBO	10,000
73 MLD Lusaka WSSC, Zambia - WWTP	DBO	6,983
110 MLD CMWSSB, Nemmeli Chennai – Desalination	O&M	4,149
RIL, Nagothane & Dahej – Water Systems	EP	3,420
CPCL – Pipeline, Chennai - Desalination	EPC	1,452
Bapco Refining, Bahrain – IWTP	O&M	1,205

*Excluding Taxes

Closing Backlog – 9M FY25



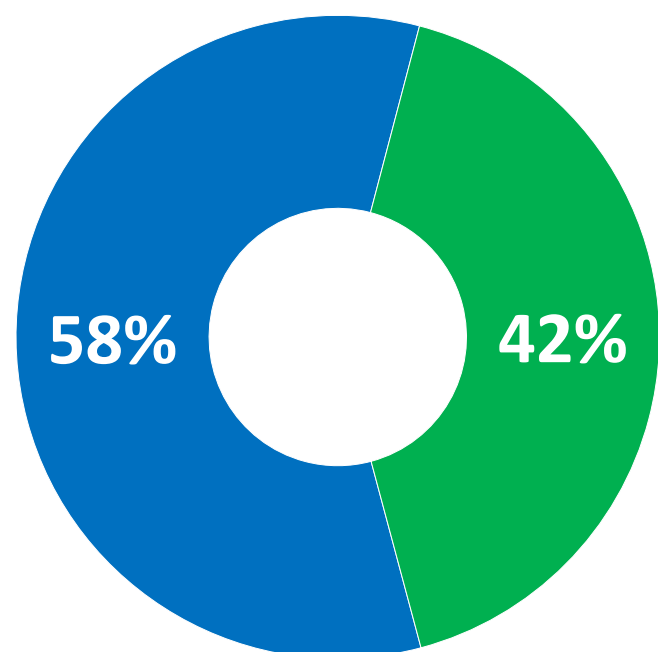
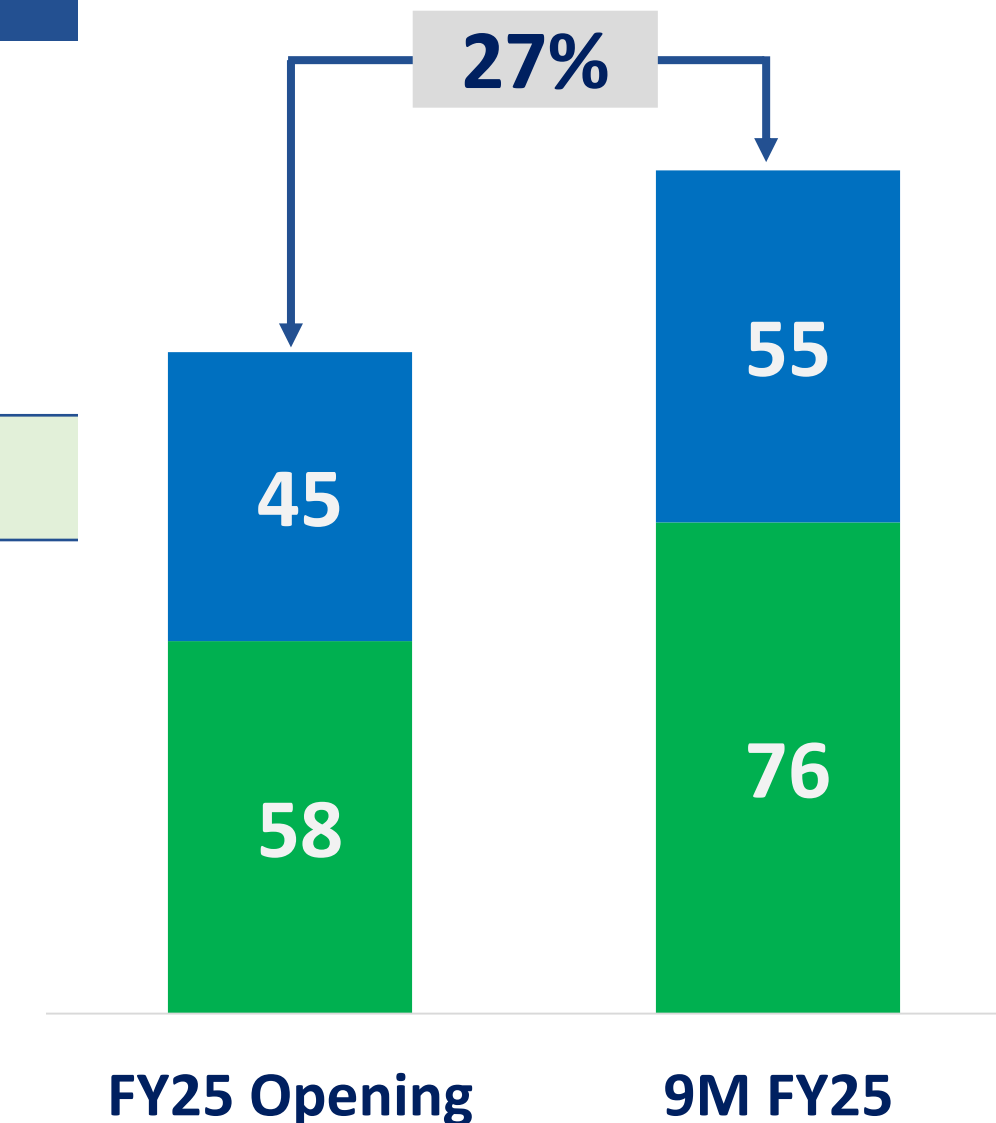
By Business Offering & Customer Segment

INR Mn	Municipal	Industrial	Total
EPC	65,725	10,606	76,331
O&M	43,907	10,788	54,694
Framework	-	-	11,609
Grand Total	1,09,632	21,393	1,42,634

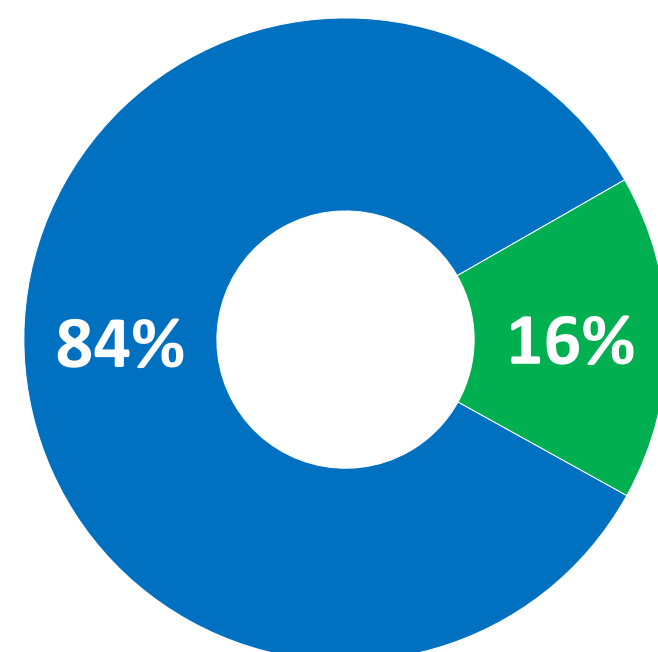
By Geography

INR Mn	Total
India	78,308
Overseas	52,716
Framework	11,609
Grand Total	1,42,634

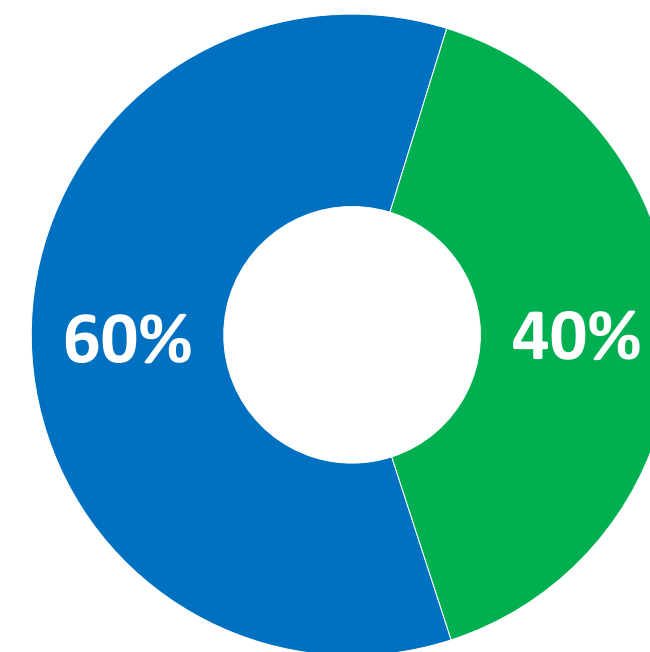
INR Mn



■ EPC ■ O&M



■ Municipal ■ Industrial



■ India ■ RoW

■ EPC ■ O&M
(INR Bn)

Key Projects in Order Backlog



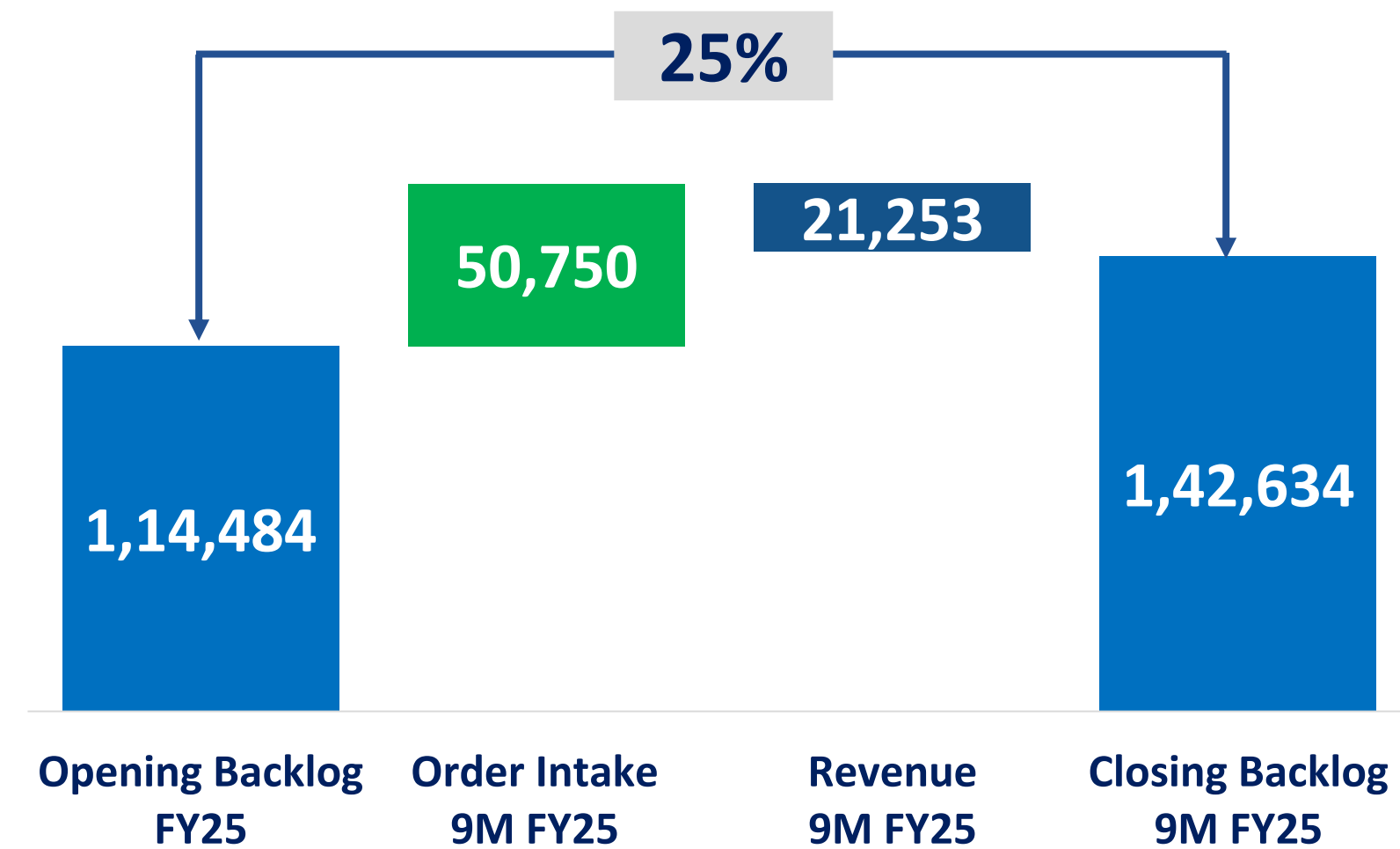
Key Contracts in Order book	Amount**
400 MLD Perur, Chennai – Desalination*	28,825
200 MLD Al Haer ESC, KSA- ISTP	16,946
UPJN, O&M of Agra & Ghaziabad – OCOO	10,329
100 MLD Indosol, Andhra Pradesh – Desalination	9,631
73 MLD Lusaka Water Supply and Sanitation Company - WWTP*	6,983
200 MLD Pagla, Bangladesh – STP*	4,835
150 MLD Digha & Kankarbagh – Network*	4,285
110 MLD CMWSSB, Chennai – Desalination	4,009
RIL, Nagothane & Dahej – ETP & TTP	2,846
69 MLD KUKL, Nepal – WWTP*	2,643

*Multilateral Funded / LC backed / HAM

**Excluding Taxes

INR Mn

Key Framework Contracts #	Amount**
Libya STP ##	6,114
Bomba MED, Libya	5,495



Contracts wherein Advance Monies / LC awaited, not taken in Order Intake
Local currency LC received; EUR LC expected soon




Awards & Accolades



This is to certify that VA Tech Wabag Limited has successfully completed the assessment conducted by Great Place To Work®, India, and is certified as a great workplace.

This certificate is valid from January 2025 till January 2026.



Balbir Singh
Chief Executive Officer
Great Place To Work®, India

Note: The certificate is valid subject to the terms and conditions agreed to by the Organization.



Recognized by **Great Place To Work® India**

Building and sustaining a
High-Trust, High-Performance Culture

We are proud to be
Great Place To Work® Certified™

“Gold Level Recognition at the 2024 Healthy Workplace Awards”



WABAG has received the **Gold Level Recognition** at the **2024 Healthy Workplace Awards**, presented by **Arogya World India Trust** in partnership with the **Public Health Foundation of India**.

“WABAG House receives Triple Recognition from CII-IGBC”



WABAG House has been awarded **Platinum Recertification** by **CII-IGBC** for the third consecutive time, valid for three years. It has also been recognized as **NET ZERO Water** and **Near NET ZERO Energy**, making it the first-ever building in the region to hold all three certifications simultaneously.



sustainable solutions. for a better life.

THANK YOU

Company

VA Tech Wabag Ltd.

CIN - L45205TN1995PLC030231

Mr. Skandaprasad Seetharaman
Group Chief Financial Officer

investors@wabag.in
www.wabag.com

Investor Relations Advisors

Adfactors PR Pvt. Ltd.

CIN - U74140MH1997PTC110210

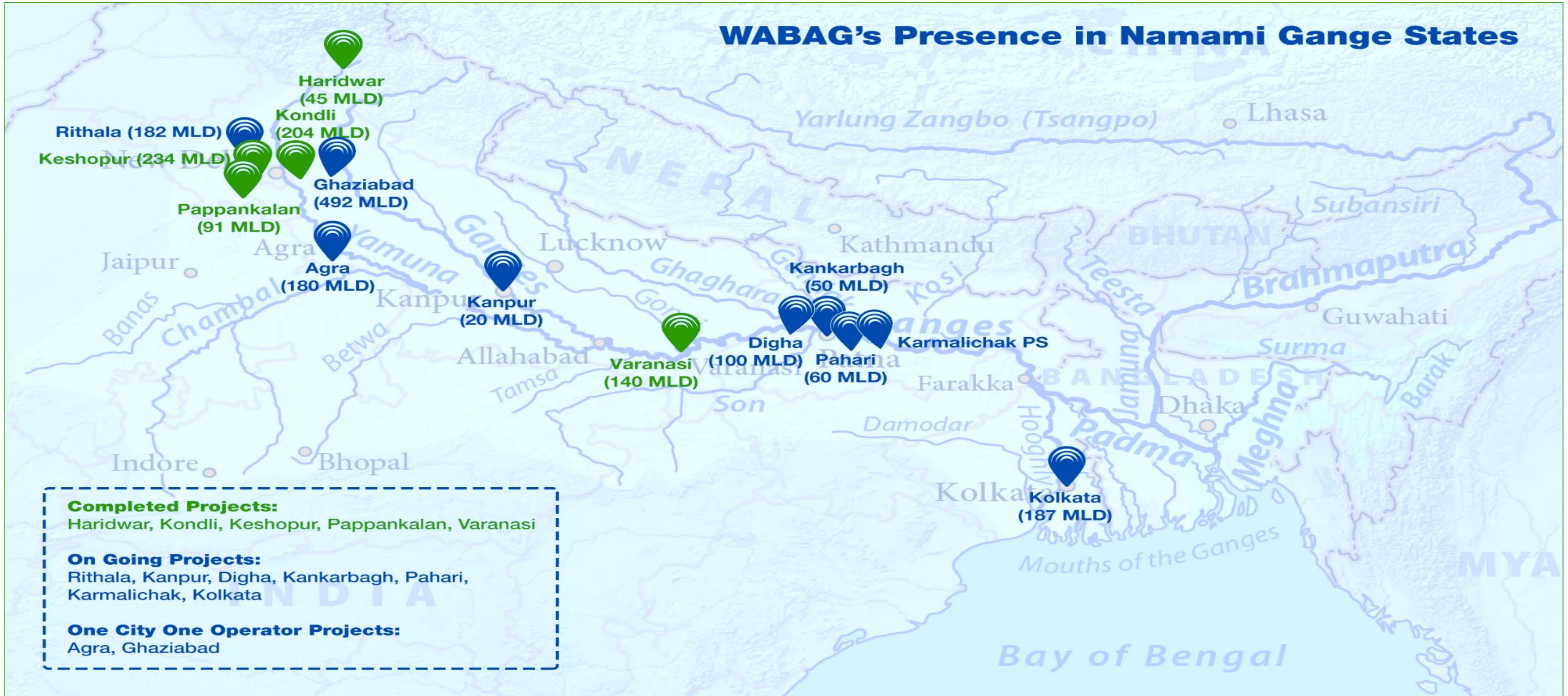
Ms. Savli Mangle
Vice President

savli.mangle@adfactorspr.com
www.adfactorspr.com

A vertical strip on the left side of the page shows a close-up, high-speed photograph of water splashing, with numerous bubbles and droplets captured in motion against a bright blue background.

Annexures

Increasing contribution in cleaning the Holy River



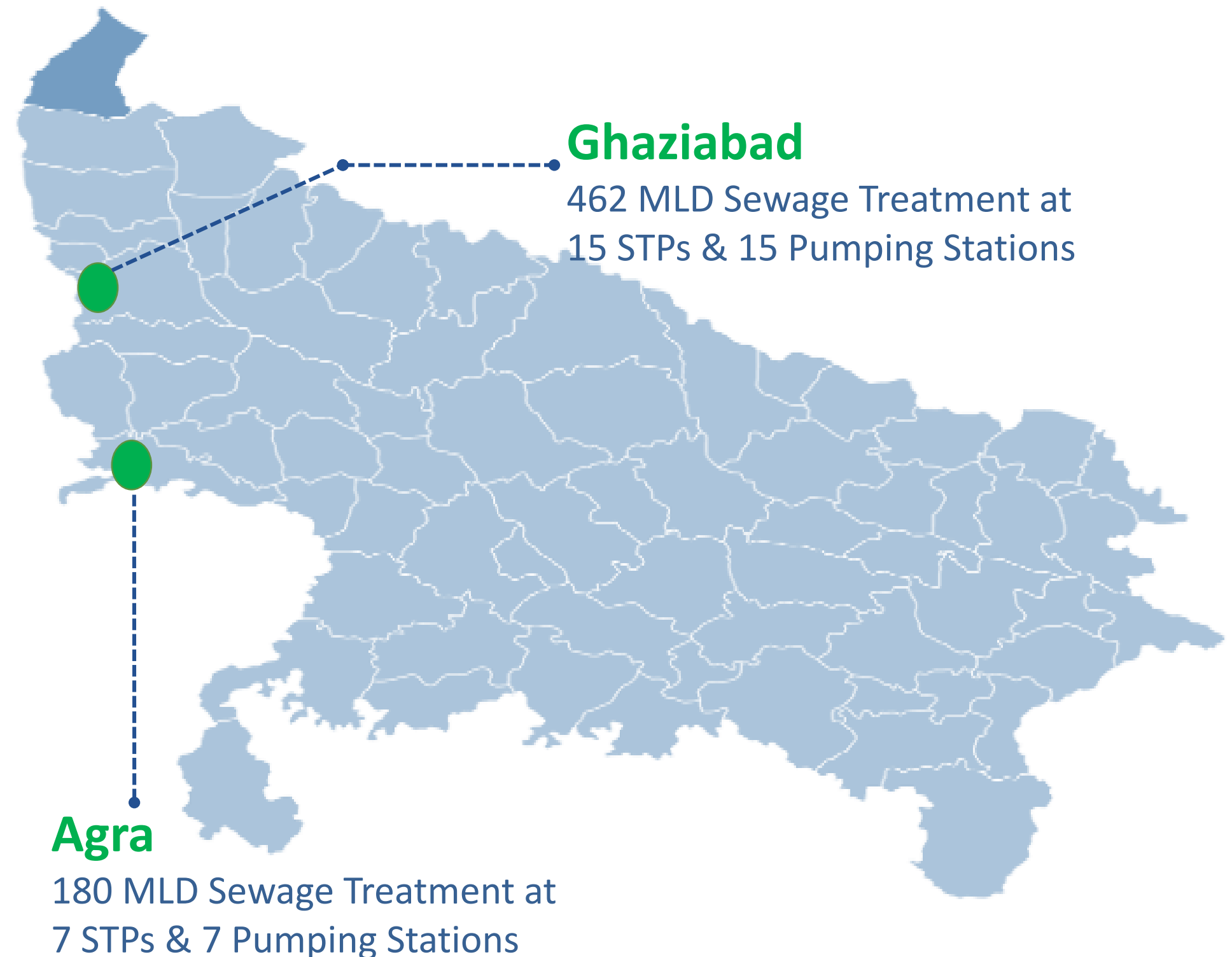
Committed to managing over 195 crore liters each day to rejuvenate Aviralta & Nirmalta of River Ganga

Pioneering the 'One-City One-Operator' Model



Ensuring sustainable and healthy Environment for the citizens of Agra and Ghaziabad, India

- ✓ Resolving **SEWER NETWORK** issues promptly and ensuring customer satisfaction
- ✓ Ensuring functioning of the **PUMPING STATIONS** efficiently, round the clock
- ✓ Operating and Maintaining the **STPs for SAFE DISCHARGE** of treated sewage into River Yamuna



Our Key Clients



Municipal



Industrial



Funding Agencies



Serving clients in....

- Municipal Water & Waste Water
- Oil & Gas
- Power plants
- Steel
- Food & Beverages
- Fertilizer
- Industrial parks

Landmark Projects



Al Madina Al Shamaliya 40 MLD Sewage Treatment Plant, Bahrain

Awarded Wastewater Project of the Year at Global Water Awards, 2019



102 MLD Industrial Effluent Treatment Plant for PETRONAS, Malaysia

Largest industrial Effluent Treatment Plant in Southeast Asia



191 MLD SWRO (Desalination) Plant, Al Gubrah, Oman

Largest desalination plant in the country of Oman



140 MLD Sewage Treatment Plant, Dinapur, Varanasi, India

First and largest STP to be inaugurated under 'Clean Ganga' mission



54 MLD Effluent Treatment & Recycling plant for Indian Oil Corporation Limited, Paradip, Odisha

India's largest industrial water recycling plant



32 MLD Drinking Water Treatment Plant, Dambulla, Srilanka

Integrated water supply scheme with transmission, distribution and water treatment



110 MLD SWRO (Desalination) Plant, Nemmeli, Chennai, India

India's largest operational desalination plant till date



50 MLD BWRO (Desalination), for Reliance Industries, Dahej, India

Turnkey project executed in record 8 months 24 days

Landmark Projects



110 MLD Sewage Treatment Plant, Kodungaiyur, Chennai, India

One of the most energy efficient and energy neutral STPs in the country



130 MLD Drinking Water Treatment Plant, Tanzania

First water project in Africa to be commissioned under EXIM India funding



40 MLD Madinaty Wastewater Treatment Plant, Cairo, Egypt

Water reclamation plant for new satellite city near Cairo



14 Sarneraatal WWTP, Alpnach, Switzerland

First plant in Switzerland to be commissioned with NEREDA® technology



Total City Water Management, Istanbul, Turkey

Managed 124 units catering to 16 Mn population in Asian & European districts of Istanbul



Industrial Effluent Treatment Plant for Phillip Morris, Otopeni, Bucharest, Romania

Treatment of effluents from tobacco production



5 MLD Industrial Water Reclamation Plant, Ujams, Windhoek, Namibia

First plant of its kind in Namibia, treating effluents from five different production facilities



45 MLD Koyambedu TTRO Recycle Reuse Plant, Chennai, India

One of the largest and technologically most advanced water reuse plants in India ensuring Chennai's Water security