

October 18, 2024

Ref. No.: **AIL/SE/49/2024-25**

To,

BSE Limited
Phiroze Jeejeebhoy Towers,
Dalal Street, Fort,
Mumbai-400001, MH.

National Stock Exchange of India Limited
Exchange Plaza,
Bandra Kurla Complex, Bandra (E),
Mumbai-400051, MH.

Scrip Code: **543534**

Symbol: **AETHER**

Dear Madam / Sir,

Subject: Outcome of the Board Meeting held on October 18, 2024

In accordance with Regulation 30 and Regulation 33 of the SEBI (Listing Obligation and Disclosure Requirements) Regulations, 2015, as amended, this is to inform you that the Board of Directors of the Company at their Meeting held today i.e. **Friday, October 18, 2024**, commenced from **11:30 Hrs.** and concluded at **12:26 Hrs.**, inter-alia, considered and approved as below:

1. the unaudited Standalone and Consolidated Financial Results for the Second Quarter and Half Year ended on September 30, 2024, along with the Limited Review Report, thereon;
2. other business transactions.

We request you to kindly take the above information for your records.

Thanking you.

For Aether Industries Limited



Chittrarth Rajan Parghi
Company Secretary & Compliance Officer
Mem. No.: F12563



Encl.: As annexed

BIRJU S. SHAH & ASSOCIATES
113, INTERNATIONAL BUSINESS CENTRE, NR. BIG BAZAR,
PIPLOD, SURAT-395007
Phone : (O) 91 261 2470880, (M) 91 99784 44603
Email : cabirjjushah@gmail.com, sarvam9@gmail.com

Limited review report on unaudited standalone financial results for the quarter and half year ended September 30, 2024 of Aether Industries Limited under regulation 33 of the SEBI (Listing Obligations and Disclosure Requirements) Regulations 2015:

To,

The Board of Directors of Aether Industries Limited

1. We have reviewed the accompanying Statement of unaudited standalone financial results of Aether Industries Limited ("the Company") for the quarter and half year ended September 30, 2024 ("the Statement") being submitted pursuant to the requirements of Regulation 33 of the SEBI (Listing Obligations and Disclosure Requirements) Regulations, 2015 as amended ("Listing Regulations").
2. This Statement, which is the responsibility of the Company's management and approved by the Board of Directors, has been prepared in accordance with the recognition and measurement principles laid down in Indian Accounting Standard 34 "Interim Financial Reporting" ("Ind AS 34"), prescribed under section 133 of the Companies Act, 2013 and other accounting principles generally accepted in India and in compliance with Regulation 33 of the Listing Regulations. Our responsibility is to issue report on the Statement based on the review.
3. We conducted our review of the Statement in accordance with the Standard on Review Engagements (SRE) 2410 "Review of Interim Financial Information Performed by Independent Auditor of the Entity" issued by the Institute of Chartered Accountants of India. A review of interim financial information consists of making inquiries, primarily of persons responsible for financial and accounting matters, and applying analytical and other review procedures. A review is substantially less in scope than an audit conducted in accordance with the Standards of Auditing and consequently does not enable us to obtain assurance that we would become aware of all significant matters that might be identified in an audit. Accordingly, we do not express an audit opinion.

We also performed procedures in accordance with the circular issued by SEBI under Regulation 33(8) of the Listing Regulations, to the extent applicable.

4. Based on our review conducted and procedures performed as stated in paragraph 3 above, nothing has come to our attention that causes us to believe that the accompanying Statement, prepared in accordance with the recognition and measurement principles laid down in the aforesaid Indian Accounting Standard and other accounting principles generally accepted in India, has not disclosed the information required to be disclosed in terms of Regulation 33 of the Listing Regulations, including the manner in which it is to be disclosed, or that it contains any material misstatement.

BIRJU S. SHAH & ASSOCIATES

**113, INTERNATIONAL BUSINESS CENTRE, NR. BIG BAZAR,
PIPLOD, SURAT-395007**

Phone : (O) 91 261 2470880, (M) 91 99784 44603

Email : cbirjjushah@gmail.com, sarvam9@gmail.com



Place: SURAT


Date: 18.10.2024

UDIN: 24107086BKAPOX9952

For, Birju S. Shah & Associates

Chartered Accountants

ICAI Firm Registration Number: 131554W


Proprietor

Membership No. 107086

AETHER INDUSTRIES LIMITED, SURAT


Plot No. 8203, GIDC Sachin,
Surat - 394230, Gujarat, INDIA

Website: www.aether.co.in, Email: compliance@aether.co.in
Corporate Identification Number (CIN): L24100GJ2013PLC073434

STATEMENT OF UNAUDITED STANDALONE FINANCIAL RESULTS FOR THE QUARTER AND HALF YEAR ENDED SEPTEMBER 30, 2024

(Rupees in million except as stated)

S.No.	Particulars	Quarter Ended			Half Year Ended		Year ended
		30.09.2024 (Unaudited)	30.06.2024 (Unaudited)	30.09.2023 (Unaudited)	30.09.2024 (Unaudited)	30.09.2023 (Unaudited)	31.03.2024 (Audited)
	Income						
1	Revenue From Operations	1,964.45	1,800.15	1,641.69	3,764.60	3,252.76	5,956.69
2	Other Income	126.98	119.60	151.79	246.58	178.23	442.64
3	Total Income (1+2)	2,091.42	1,919.75	1,793.48	4,011.17	3,430.99	6,399.33
	Expenses						
	a) Cost of material consumed	1,041.78	978.07	1,005.69	2,019.85	2,049.35	3,757.87
	b) Changes in inventories	(4.25)	46.27	(245.96)	42.01	(520.16)	(564.42)
	c) Employee benefits expenses	98.50	104.52	115.28	203.02	200.79	386.11
	d) Finance Cost	18.90	26.32	16.40	45.21	28.06	85.17
	e) Depreciation and amortisation expenses	105.18	101.52	96.73	206.69	189.03	394.15
	f) Other Expenses	280.08	236.49	306.84	516.57	615.69	1,062.66
4	Total Expenses	1,540.17	1,493.19	1,294.97	3,033.36	2,562.75	5,121.54
5	Profit before exception items and tax (3-4)	551.25	426.57	498.50	977.82	868.23	1,277.78
6	Exceptional items	33.32	30.03	-	63.35	-	137.62
7	Profit before tax (5-6)	517.93	396.53	498.50	914.47	868.23	1,140.17
	Tax Expenses						
	Current Tax	116.84	74.06	106.40	190.91	167.66	172.90
	Deferred Tax	20.37	20.01	14.11	40.39	20.56	86.29
8	Total tax expenses	137.22	94.08	120.52	231.29	188.23	259.19
9	Profit for the period/year (7-8)	380.71	302.46	377.99	683.17	680.01	880.98
	Other comprehensive income/(expenses)						
	Items that will not be reclassified to profit or loss	(0.91)	0.04	(2.63)	(0.86)	(3.03)	(4.46)
	Income tax relating to items that will not be reclassified to profit or loss	0.23	(0.01)	0.66	0.22	0.76	1.12
10	Other comprehensive income/(expenses) for the period/year, net of tax	(0.68)	0.03	(1.97)	(0.65)	(2.27)	(3.34)
11	Total comprehensive income for the period/year (9+10)	380.03	302.49	376.02	682.52	677.74	877.64
12	Profit for the period/year attributable to:						
	-Owners of the Company	380.71	302.46	377.99	683.17	680.01	880.98
	-Non controlling interest	-	-	-	-	-	-
		380.71	302.46	377.99	683.17	680.01	880.98
13	Other comprehensive income/(expenses) for the period/year attributable to:						
	-Owners of the Company	(0.68)	0.03	(1.97)	(0.65)	(2.27)	(3.34)
	-Non controlling interest	-	-	-	-	-	-
		(0.68)	0.03	(1.97)	(0.65)	(2.27)	(3.34)
14	Total comprehensive income for the period/year attributable to:						
	-Owners of the Company	380.03	302.49	376.02	682.52	677.74	877.64
	-Non controlling interest	-	-	-	-	-	-
		380.03	302.49	376.02	682.52	677.74	877.64
15	Earnings per share (Face value of Rs.10/- each)						
	-Basic	2.87	2.28	2.85	5.15	5.13	6.74
	-Diluted	2.87	2.28	2.85	5.15	5.13	6.74
16	Paid-up equity share capital (face value of Rs.10/- each)	1,325.58	1,325.50	1,325.24	1,325.58	1,325.24	1,325.50
17	Other equity excluding revaluation reserve	20,062.97	19,672.98	19,135.22	20,062.97	19,135.22	19,363.82
	No. of Shares (in millions)	133	133	133	133	133	133



Notes:

1. The above unaudited standalone financial results have been approved by the Audit Committee and thereafter approved by the Board of Directors in their respective meetings held on October 18, 2024. These unaudited standalone financials results of the Company are prepared in accordance with Indian Accounting Standards ("referred to as Ind AS") as prescribed under Section 133 of the Companies Act, 2013 read with Companies (Indian Accounting Standards) Rules, 2015 as amended from time to time and the provisions of the Companies Act, 2013.

2. The Statutory Auditors of the Company have conducted audit of the above standalone financial results of the Company for the quarter and half year ended September 30, 2024. An unqualified opinion has been issued by them thereon.

3. The standalone results of the Company are available on the Company's website, www.aether.co.in and also on the website of the BSE Limited, www.bseindia.com and National Stock Exchange of India Limited, www.nseindia.com, where the shares of the Company are listed.

4. Revenue by Business Models

Business Model*	Quarter Ended			Half Year Ended		Year ended
	30.09.2024 (Unaudited)	30.06.2024 (Unaudited)	30.09.2023 (Unaudited)	30.09.2024 (Unaudited)	30.09.2023 (Unaudited)	31.03.2024 (Audited)
Large Scale Manufacturing	1,120.17	1,185.39	751.69	2,305.55	1,771.95	3,539.49
Contract Manufacturing	537.59	326.37	644.59	863.96	962.80	1,534.53
Contract Research And Manufacturing Services (CRAMS)	276.16	256.85	227.78	533.01	478.35	826.61
Others	30.53	31.54	17.62	62.07	39.66	56.06
Total revenue	1,964.45	1,800.15	1,641.69	3,764.59	3,252.76	5,956.69

* The Company has single segment of manufacturing of Speciality Chemicals and Intermediates and there are no other segments

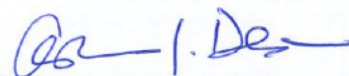
5. The equity shares and basic / diluted earnings per share for the comparative period (quarter and half year ended September 30, 2024 has been presented in accordance with Ind AS 33 - Earnings per share.

6. During Q3 of FY 24, a fire broke out at Manufacturing Facility 2 of the Company, located in GIDC, Sachin, Surat. The Gujarat Pollution Control Board (GPCB) had issued a closure notice for the said facility and also collected Rs. 5.00 million as interim environmental damage compensation. The Company has intimated the loss of Fixed Assets, Stock and Loss of Profit to the insurance company. The process of assessing the actual physical damage to the fixed assets (like plant & machinery, equipment, office equipment, furniture & fixtures etc.) owing to the fire is still being assessed and hence no effect of any loss due to fire is accounted towards fixed assets in the quarter and year ended September 30, 2024. The damage due to loss of Inventories (mostly Semi Finished and Finished Goods at the shop floor / in production) has been assessed at Rs. 138.97 million and is provided in the quarter and year ended September 30, 2024, the claim for the same is also submitted to the surveyor and expected to be received by the Company in Q3 of FY25. The remaining claim for the fixed assets will be submitted in Q3 of FY25, when the restatement of Fixed Assets is completed.

7. The exceptional items mentioned in the above financial results during the quarter and half year ended September 30, 2024 are in the nature of excess Insurance Premium due to the Insurance Claim and other related expenses. We have netted off the sales of scrap of fixed assets, which were damaged in the fire accident, from such exceptional items.

8. Previous period's / year's figures have been regrouped / reclassified wherever necessary to confirm with the current period's / year's classification / disclosure.

On behalf of the Board of Directors
For Aether Industries Limited



Ashwin Desai
Managing Director
DIN: 00038386



Place: Surat
Date: October 18, 2024

AETHER INDUSTRIES LIMITED, SURAT

Surat - 394230, Gujarat, INDIA

Website: www.aether.co.in, Email: compliance@aether.co.in

Corporate Identification Number (CIN): L24100GJ2013PLC073434**UNAUDITED STATEMENT OF ASSETS AND LIABILITIES AS AT SEPTEMBER 30, 2024**

Particulars	Asat	Asat
	30 September 2024	31 March 2024
ASSETS		
Non-current assets		
Property, plant and equipment	6,198.64	6,096.69
Capital work-in-progress	3,220.04	2,142.60
Right-of-use assets	1,312.49	1,326.71
Other intangible assets	5.03	5.50
Intangible assets under development	58.12	50.19
Financial assets		
(i) Investments	1,002.58	2.60
(ii) Other financial assets	50.41	90.90
Other non-current assets	50.09	21.07
Total non-current assets	11,897.40	9,736.25
Current assets		
Inventories	3,679.89	3,412.39
Financial assets		
(i) Trade receivables	2,795.71	2,299.22
(ii) Cash and cash equivalents	61.92	53.54
(iii) Bank balances other than (ii)-above	5,018.38	5,502.65
(iv) Loans	256.30	1,056.70
(v) Other financial assets	171.02	352.18
Other current assets	1,218.28	1,144.36
Total current assets	13,201.49	13,821.04
Total assets	25,098.89	23,557.29



EQUITY & LIABILITIES		
Equity		
Equity share capital	1,325.58	1,325.50
Other equity	20,062.97	19,363.82
Total equity	21,388.54	20,689.33
Liabilities		
Non-current liabilities		
Financial liabilities		
(i) Lease liabilities	113.31	119.37
Deferred tax liabilities (net)	393.10	352.94
Total non-current liabilities	506.42	472.31
Current liabilities		
Financial liabilities		
(i) Borrowings	1,427.67	1,292.03
(ii) Lease liabilities	24.60	24.46
(iii) Trade payables		
a) total outstanding dues of micro enterprises and small enterprises	174.76	76.59
b) total outstanding dues of creditors other than micro enterprises	916.71	861.66
(iv) Other financial liabilities	142.43	114.68
Other current liabilities	517.76	26.23
Total current liabilities	3,203.94	2,395.65
Total liabilities	3,710.35	2,867.96
Total equity and liabilities	25,098.89	23,557.29

On behalf of the Board of Directors
For Aether Industries Limited



Ashwin Desai

Ashwin Desai
Managing Director
DIN: 00038386

Place: Surat
Date: October 18, 2024

AETHER INDUSTRIES LIMITED, SURAT

Plot No. 8203, GIDC Sachin,
Surat - 394230, Gujarat, INDIA

Website: www.aether.co.in, Email: compliance@aether.co.in
Corporate Identification Number (CIN): L24100GJ2013PLC073434

UNAUDITED STATEMENT OF CASH FLOW FOR THE HALF YEAR ENDED SEPTEMBER 30, 2024

Particulars	For the half year ended 30 September 2024	For the year ended 31 March 2024
A. Cash flow from operating activities		
Profit before tax	914.47	1,140.17
Adjustments to reconcile profit before tax to net cash flows:		
Net unrealised foreign exchange (gain)/loss	(0.17)	6.91
Finance costs	45.21	85.17
Interest income	(219.56)	(335.39)
Income from Mutual Funds	-	(5.38)
Depreciation and amortisation expenses	206.69	394.15
Other Non-cash items	15.23	(13.86)
Operating profit before working capital changes	961.87	1,271.77
Movement in working capital:		
(Increase)/Decrease in trade receivables	(496.49)	290.60
(Increase) / Decrease in current investments	-	10.01
(Increase)/Decrease in inventories	(267.50)	(924.73)
(Increase)/Decrease in other assets	(91.15)	(517.67)
(Increase)/Decrease in other financial assets	221.66	(109.89)
Increase/(Decrease) in trade payables	153.22	123.06
Increase/(Decrease) in other current liabilities	477.53	10.15
Cash generated from operations	959.14	153.30
Net income tax (paid)	(170.00)	(172.90)
Net cash from operating activities (A)	789.14	(19.60)
B. Cash flows from investing activities		
Purchase of property, plant and equipment	(293.97)	(1,374.33)
Capital work in progress and capital advance	(1,098.91)	(1,657.52)
Dividend from current investments	202.00	38.10
Unsecured Loan to Subsidiary	(197.83)	(994.94)
Net cash used in investing activities (B)	(1,388.70)	(3,988.69)
C. Cash flows from financing activities		
Proceeds / (repayment) from working capital facilities (net)	135.64	1,292.03
QIP/IPO - allotment of Shares	-	7,500.00
ESOPs - allotment of Shares	2.33	8.58
QIP/IPO Expenses	(0.90)	(180.63)
Proceeds / (repayment) of Other Financial liabilities	27.75	17.76
Interest paid	(38.30)	(69.49)
Lease Liability paid	(2.86)	(26.23)
Net cash used in financing activities (C)	123.67	8,542.04



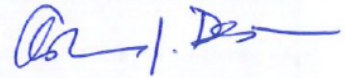
Net increase / (decrease) in Cash and cash equivalents (A+B+C)	(475.89)	4,533.74
Effect of exchange differences on account of foreign currency Cash and cash equivalents		
Cash and cash equivalents at the beginning of the period / year	5,556.19	1,022.45
Cash and cash equivalents at the end of the period / year	5,080.30	5,556.19
Notes:-		
1. Cash and cash equivalents include		
Cash on hand	1.89	1.22
Balances with bank		
- Current accounts	42.95	9.15
- EEFC accounts	16.69	37.72
- Cash Credit accounts	0.39	5.45
Other bank balances	5,018.38	5,502.65
	5,080.30	5,556.19

Notes:

1. The above cash flow statement has been prepared under the 'Indirect Method' set out in Ind AS 7 - on Statement of Cash Flows as notified under Companies (Accounts) Rules, 2015.

2. Figures in brackets represent outflows of cash and cash equivalents

On behalf of the Board of Directors
For Aether Industries Limited



Ashwin Desai
Managing Director
DIN: 00038386



Place: Surat
Date: October 18, 2024

BIRJU S. SHAH & ASSOCIATES
113, INTERNATIONAL BUSINESS CENTRE, NR. BIG BAZAR,
PIPLOD, SURAT-395007
Phone : (O) 91 261 2470880, (M) 91 99784 44603
Email : cabirjushah@gmail.com, sarvam9@gmail.com

Limited review report on unaudited consolidated financial results for the quarter and half year ended September 30, 2024 of Aether Industries Limited under regulation 33 of the SEBI (Listing Obligations and Disclosure Requirements) Regulations 2015, as amended

To,

The Board of Directors of Aether Industries Limited

1. We have reviewed the accompanying Statement of unaudited consolidated financial results of Aether Industries Limited ("the Parent") and its subsidiary, Aether Speciality Chemicals Limited ("the Subsidiary"), (the Parent and its subsidiary together referred to as "the Group") for the quarter and half year ended September 30, 2024 ("the Statement") being submitted pursuant to the requirements of Regulation 33 of the SEBI (Listing Obligations and Disclosure Requirements) Regulation 2015, as amended ("Listing Regulations").
2. This Statement, which is the responsibility of the Parent's management and approved by the Board of Directors of the Parent, has been prepared in accordance with the recognition and measurement principles laid down in Indian Accounting Standard 34 "Interim Financial Reporting" ("Ind AS 34"), prescribed under section 133 of the Companies Act, 2013 and other accounting principles generally accepted in India and in compliance with Regulation 33 of the Listing Regulations. Our responsibility is to issue report on the Statement based on the review.
3. We conducted our review of the Statement in accordance with the Standard on Review Engagements (SRE) 2410 "Review of Interim Financial Information Performed by Independent Auditor of the Entity" issued by the Institute of Chartered Accountants of India. A review of interim financial information consists of making inquiries, primarily of persons responsible for financial and accounting matters, and applying analytical and other review procedures. A review is substantially less in scope than an audit conducted in accordance with the Standards of Auditing and consequently does not enable us to obtain assurance that we would become aware of all significant matters that might be identified in an audit. Accordingly, we do not express an audit opinion.

We also performed procedures in accordance with the circular issued by SEBI under Regulation 33(8) of the Listing Regulations, to the extent applicable.

4. The Statement includes the results of the following entities:
 - a. Aether Industries Limited (Parent)
 - b. Aether Speciality Chemicals Limited (Subsidiary), incorporated on September 2, 2022

BIRJU S. SHAH & ASSOCIATES
113, INTERNATIONAL BUSINESS CENTRE, NR. BIG BAZAR,
PIPLOD, SURAT-395007

Phone : (O) 91 261 2470880, (M) 91 99784 44603

Email : cbirjjushah@gmail.com, sarvam9@gmail.com

5. Based on our review conducted and procedures performed as stated in paragraph 3 above, nothing has come to our attention that causes us to believe that the accompanying Statement, prepared in accordance with the recognition and measurement principles laid down in the aforesaid Indian Accounting Standard and other accounting principles generally accepted in India, has not disclosed the information required to be disclosed in terms of Regulation 33 of the Listing Regulations, including the manner in which it is to be disclosed, or that it contains any material misstatement.
6. We have reviewed the interim financial results of the Subsidiary, included in the Statement, whose interim financial results before consolidation adjustments, revenues of Rs. 2,38,42,152 and expenditure of Rs. 4,21,53,631 for the quarter ended on September 30, 2024, which have been considered in the unaudited consolidated financial results. These interim financial results have been reviewed by us, whose reports have been furnished to the management of the Parent and our conclusion on the Statement, in so far as it relates to the amounts and disclosures included in respect of this subsidiary, is based solely on the reports and the procedure performed by us as stated in paragraph 3 above.

Our conclusion is not modified in respect of this matter.



Place: SURAT

Date: 18.10.2024

UDIN: 24107086BKAPOY5744

For, Birju S. Shah & Associates

Chartered Accountants

ICAI Firm Registration Number: 131554W

Proprietor

Membership No. 107086

AETHER INDUSTRIES LIMITED, SURAT

Plot No. 8203, GIDC Sachin,
Surat - 394230, Gujarat, INDIA

Website: www.aether.co.in, Email: compliance@aether.co.in

Corporate Identification Number (CIN): L24100GJ2013PLC073434

STATEMENT OF UNAUDITED CONSOLIDATED FINANCIAL RESULTS FOR THE QUARTER AND HALF YEAR ENDED SEPTEMBER 30, 2024

(Rupees in million except as stated)

S.No.	Particulars	Quarter Ended			Half Year Ended		Year ended
		30.09.2024 (Unaudited)	30.06.2024 (Unaudited)	30.09.2023 (Unaudited)	30.09.2024 (Unaudited)	30.09.2023 (Unaudited)	31.03.2024 (Audited)
	Income						
1	Revenue From Operations	1,987.97	1,800.15	1,641.69	3,788.12	3,252.76	5,981.72
2	Other Income	109.74	119.60	141.36	229.34	163.95	392.07
3	Total Income (1+2)	2,097.71	1,919.75	1,783.05	4,017.46	3,416.71	6,373.80
	Expenses						
	a) Cost of material consumed	1,077.04	978.07	1,005.69	2,055.12	2,049.35	3,774.13
	b) Changes in Inventories	(10.83)	46.27	(245.96)	35.44	(520.16)	(564.95)
	c) Employee benefits expenses	99.24	105.18	115.30	204.42	200.81	386.25
	d) Finance Cost	19.55	26.32	16.41	45.87	28.07	85.17
	e) Depreciation and amortisation expenses	108.00	101.52	97.42	209.51	189.72	396.65
	f) Other Expenses	286.18	238.98	306.91	525.16	615.80	1,063.82
4	Total Expenses	1,579.19	1,496.33	1,295.76	3,075.51	2,563.58	5,141.06
5	Profit before exception items and tax (3-4)	518.52	423.43	487.28	941.95	853.12	1,232.74
6	Exceptional items	33.32	30.03	-	63.35	-	137.62
7	Profit before tax (5-6)	485.20	393.39	487.28	878.60	853.12	1,095.12
	Tax Expenses						
	Current Tax	116.84	74.06	106.40	190.91	167.66	172.90
	Deferred Tax	20.37	20.01	14.11	40.39	20.56	97.32
8	Total tax expenses	137.22	94.08	120.52	231.29	188.23	270.22
9	Profit for the period/year (7-8)	347.99	299.32	366.77	647.30	664.90	824.90
	Other comprehensive income/(expenses)						
	Items that will not be reclassified to profit or loss	(0.91)	0.04	(2.63)	(0.86)	(3.03)	(4.46)
	Income tax relating to items that will not be reclassified to profit or loss	0.23	(0.01)	0.66	0.22	0.76	1.12
10	Other comprehensive income/(expenses) for the period/year, net of tax	(0.68)	0.03	(1.97)	(0.65)	(2.27)	(3.34)
11	Total comprehensive income for the period/year (9+10)	347.31	299.35	364.80	646.65	662.63	821.57
12	Profit for the period/year attributable to:						
	-Owners of the Company	347.99	299.32	366.77	647.30	664.90	824.90
	-Non controlling interest	-	-	-	-	-	-
		347.99	299.32	366.77	647.30	664.90	824.90
13	Other comprehensive income/(expenses) for the period/year attributable to:						
	-Owners of the Company	(0.68)	0.03	(1.97)	(0.65)	(2.27)	(3.34)
	-Non controlling interest	-	-	-	-	-	-
		(0.68)	0.03	(1.97)	(0.65)	(2.27)	(3.34)
14	Total comprehensive income for the period/year attributable to:						
	-Owners of the Company	347.31	299.35	364.80	646.65	662.63	821.57
	-Non controlling interest	-	-	-	-	-	-
		347.31	299.35	364.80	646.65	662.63	821.57
15	Earnings per share (Face value of Rs.10/- each)						
	-Basic	2.63	2.26	2.77	4.88	5.02	6.31
	-Diluted	2.63	2.26	2.77	4.88	5.02	6.31
16	Paid-up equity share capital (face value of Rs.10/- each)	1,325.58	1,325.50	1,325.24	1,325.58	1,325.24	1,325.50
17	Other equity excluding revaluation reserve	19,971.00	19,672.98	19,130.52	19,971.00	19,130.52	19,307.73
	No. of Shares (in millions)	133	133	133	133	133	133



Notes:

1. The above unaudited standalone financial results have been approved by the Audit Committee and thereafter approved by the Board of Directors in their respective meetings held on October 18, 2024. These unaudited standalone financials results of the Company are prepared in accordance with Indian Accounting Standards ("referred to as Ind AS") as prescribed under Section 133 of the Companies Act, 2013 read with Companies (Indian Accounting Standards) Rules, 2015 as amended from time to time and the provisions of the Companies Act, 2013.

2. The Statutory Auditors of the Company have conducted audit of the above standalone financial results of the Company for the quarter and half year ended September 30, 2024. An unqualified opinion has been issued by them thereon.

3. The standalone results of the Company are available on the Company's website, www.aether.co.in and also on the website of the BSE Limited, www.bseindia.com and National Stock Exchange of India Limited, www.nseindia.com, where the shares of the Company are listed.

4. Revenue by Business Models

Business Model*	Quarter Ended			Half Year Ended		Year ended
	30.09.2024 (Unaudited)	30.06.2024 (Unaudited)	30.09.2023 (Unaudited)	30.09.2024 (Unaudited)	30.09.2023 (Unaudited)	31.03.2024 (Audited)
Large Scale Manufacturing	1,120.17	1,185.39	751.69	2,305.55	1,771.95	3,564.52
Contract Manufacturing	561.11	326.37	644.59	887.48	962.80	1,534.53
Contract Research And Manufacturing Services (CRAMS)	276.16	256.85	227.78	533.01	478.35	826.61
Others	30.53	31.54	17.62	62.07	39.66	56.06
Total revenue	1,987.97	1,800.15	1,641.69	3,788.11	3,252.76	5,981.72

* The Company has single segment of manufacturing of Speciality Chemicals and Intermediates and there are no other segments

5. The equity shares and basic / diluted earnings per share for the comparative period (quarter and half year ended September 30, 2024) has been presented in accordance with Ind AS 33 - Earnings per share.

6. During Q3 of FY 24, a fire broke out at Manufacturing Facility 2 of the Company, located in GIDC, Sachin, Surat. The Gujarat Pollution Control Board (GPCB) had issued a closure notice for the said facility and also collected Rs. 5.00 million as interim environmental damage compensation. The Company has intimated the loss of Fixed Assets, Stock and Loss of Profit to the insurance company. The process of assessing the actual physical damage to the fixed assets (like plant & machinery, equipment, office equipment, furniture & fixtures etc.) owing to the fire is still being assessed and hence no effect of any loss due to fire is accounted towards fixed assets in the quarter and year ended September 30, 2024. The damage due to loss of inventories (mostly Semi Finished and Finished Goods at the shop floor / in production) has been assessed at Rs. 138.97 million and is provided in the quarter and year ended September 30, 2024, the claim for the same is also submitted to the surveyor and expected to be received by the Company in Q3 of FY25. The remaining claim for the fixed assets will be submitted in Q3 of FY25, when the restatement of Fixed Assets is completed.

7. The exceptional items mentioned in the above financial results during the quarter and half year ended September 30, 2024 are in the nature of excess Insurance Premium due to the Insurance Claim and other related expenses. We have netted off the sales of scrap of fixed assets, which were damaged in the fire accident, from such exceptional items.

8. Previous period's / year's figures have been regrouped / reclassified wherever necessary to confirm with the current period's / year's classification / disclosure.

On behalf of the Board of Directors
For Aether Industries Limited



Ashwin Desai
Managing Director
DIN: 00038386

Place: Surat

Date: October 18, 2024

AETHER INDUSTRIES LIMITED, SURAT

Surat - 394230, Gujarat, INDIA

Website: www.aether.co.in, Email: compliance@aether.co.in

Corporate Identification Number (CIN): L24100GJ2013PLC073434**UNAUDITED CONSOLIDATED STATEMENT OF ASSETS AND LIABILITIES AS AT SEPTEMBER 30, 2024**

Particulars	As at 30 September 2024	As at 31 March 2024
ASSETS		
Non-current assets		
Property, plant and equipment	7,034.64	6,932.67
Capital work-in-progress	3,401.48	2,261.38
Right-of-use assets	1,697.04	1,596.40
Other intangible assets	5.23	5.68
Intangible assets under development	72.22	61.29
Financial assets		
(i) Investments	2.10	2.10
(ii) Other financial assets	136.25	92.95
Other non-current assets	52.52	28.45
Total non-current assets	12,401.47	10,980.92
Current assets		
Inventories	3,724.82	3,434.71
Financial assets		
(i) Investments	-	-
(ii) Trade receivables	2,816.90	2,328.76
(iii) Cash and cash equivalents	61.94	53.66
(iv) Bank balances other than (iii) above	5,018.60	5,502.88
(v) Loans	12.91	11.15
(vi) Other financial assets	171.02	352.18
Other current assets	1,439.93	1,343.18
Total current assets	13,246.12	13,026.53
Total assets	25,647.60	24,007.44



EQUITY & LIABILITIES		
Equity		
Equity share capital	1,325.58	1,325.50
Other equity	19,971.00	19,307.73
Total equity	21,296.57	20,633.24
Liabilities		
Non-current liabilities		
Financial liabilities		
(i) Borrowings	-	-
(ii) Lease liabilities	113.31	119.37
Deferred tax liabilities (net)	404.14	363.97
Total non-current liabilities	517.45	483.34
Current liabilities		
Financial liabilities		
(i) Borrowings	2,022.06	1,686.18
(ii) Lease liabilities	24.60	24.46
(iii) Trade payables		
a) total outstanding dues of micro enterprises and small enterprises	174.76	86.06
b) total outstanding dues of creditors other than micro enterprises	949.81	949.29
(iv) Other financial liabilities	143.76	116.08
Other current liabilities	518.60	28.79
Total current liabilities	3,833.57	2,890.87
Total liabilities	4,351.02	3,374.20
Total equity and liabilities	25,647.60	24,007.44

On behalf of the Board of Directors
For Aether Industries Limited



Ashwin Desai

Ashwin Desai
Managing Director
DIN: 00038386

Place: Surat
Date: October 18, 2024

AETHER INDUSTRIES LIMITED, SURAT

Plot No. 8203, GIDC Sachin,

Surat - 394230, Gujarat, INDIA

Website: www.aether.co.in, Email: compliance@aether.co.in

Corporate Identification Number (CIN): L24100GJ2013PLC073434**UNAUDITED CONSOLIDATED STATEMENT OF CASH FLOW FOR THE HALF YEAR ENDED SEPTEMBER 30, 2024**

Particulars	For the half year ended 30 September 2024	For the year ended 31 March 2024
A. Cash flow from operating activities		
Profit before tax	878.60	1,095.12
Adjustments to reconcile profit before tax to net cash flows:		
Net unrealised foreign exchange (gain)/loss	(0.17)	6.91
Finance costs	45.87	85.17
Interest income	(202.26)	(335.41)
Income from Mutual Funds	-	(5.38)
Depreciation and amortisation expenses	209.51	396.65
Other Non-cash items	15.23	36.76
Operating profit before working capital changes	946.78	1,279.82
Movement in working capital:		
(Increase)/Decrease in trade receivables	(488.14)	261.06
(Increase) / Decrease in current investments	-	10.01
(Increase)/Decrease in inventories	(290.11)	(947.05)
(Increase)/Decrease in other current assets	(135.24)	(716.47)
(Increase)/Decrease in other financial assets	137.86	(111.93)
Increase/(Decrease) in trade payables	89.23	220.16
Increase/(Decrease) in other current liabilities	428.47	12.71
Cash generated from operations	688.85	8.31
Net income tax (paid)	(170.00)	(172.90)
Net cash from operating activities (A)	518.85	(164.58)
B. Cash flows from investing activities		
Purchase of property, plant and equipment	(344.58)	(2,482.68)
Capital work in progress and capital advance	(1,175.69)	(1,794.76)
Dividend from current investments	202.26	38.11
Net cash used in investing activities (B)	(1,318.01)	(4,239.33)
C. Cash flows from financing activities		
Proceeds / (repayment) from working capital facilities (net)	335.87	1,686.18
QIP/IPO - allotment of Shares	-	7,500.00
ESOPs - allotment of Shares	2.33	8.58
QIP/IPO Expenses	(0.90)	(180.63)
Proceeds / (repayment) of Other Financial liabilities	27.67	19.14
Interest paid	(38.95)	(69.49)
Lease Liability paid	(2.86)	(26.23)
Net cash used in financing activities (C)	323.17	8,937.56



Net increase / (decrease) in Cash and cash equivalents (A+B+C)	(475.99)	4,533.65
Effect of exchange differences on account of foreign currency		
Cash and cash equivalents		
Cash and cash equivalents at the beginning of the period / year	5,556.54	1,022.89
Cash and cash equivalents at the end of the period / year	5,080.55	5,556.54
Notes:-		
1. Cash and cash equivalents include		
Cash on hand	1.91	1.34
Balances with bank		
- Current accounts	42.95	9.15
- EEFC accounts	16.69	37.72
- Cash Credit accounts	0.39	5.45
Other bank balances	5,018.60	5,502.88
	5,080.55	5,556.54

Notes:

1. The above cash flow statement has been prepared under the 'Indirect Method' set out in Ind AS 7 - on Statement of Cash Flows as notified under Companies (Accounts) Rules, 2015.

2. Figures in brackets represent outflows of cash and cash equivalents

On behalf of the Board of Directors
For Aether Industries Limited



Ashwin Desai

Ashwin Desai
Managing Director
DIN: 00038386

Place: Surat
Date: October 18, 2024