



MTTL/SECT/65/2024-25

Date: 7<sup>th</sup> November, 2024

The Secretary,  
Listing Department,  
**BSE Ltd.**,  
Phiroze Jeejeebhoy Towers,  
Dalal Street, Fort, Mumbai-400001.  
**Scrip Code: 526263**

The Manager, Listing Department,  
**National Stock Exchange of India Limited**,  
Exchange Plaza, 5<sup>th</sup> Floor, Plot No. C/1,  
G Block, Bandra Kurla Complex,  
Bandra (E), Mumbai-400051.  
**Symbol: MOLDTECH - EQ**

Sir/Madam,

**Sub: Outcome of the Board Meeting held on 7<sup>th</sup> November, 2024.**

With reference to the captioned subject, we wish to inform you that the Board of Directors of the Company at its meeting held today and which commenced at 3:30 p.m. and concluded at 2:30 p.m., has, inter-alia, considered and approved the following matters:

- 1) Un-audited Financial Results (Standalone and Consolidated) of the Company for the quarter and half year ended on 30<sup>th</sup> September, 2024;
- 2) Limited Review Report issued by M/s. Praturi & Sriram, Statutory Auditors, on the financial results of the Company for the quarter and half year ended on 30<sup>th</sup> September, 2024.

The detailed press release pertaining to the financial results is also enclosed herewith for your record.

Thanking you,

**For Mold-Tek Technologies Limited**



**J. Lakshmana Rao**  
**Chairman & Managing Director**  
**DIN: 00649702**

**Encl.: As above**

Registered Office:

Mold-Tek Technologies Limited

Plot No.700, Door No.8-2-293/82/A/700, Road No:36, Jubilee Hills, Hyderabad 500033, Telangana,India  
Phone: +91-40-40300300/01/02/03/04, Fax: +91-40-40300328, E-mail ID: cstech@moldtekindia.com, ir@moldtekindia.com  
Website: www.moldtekindia.com CIN No: L25200TG1985PLC005631


Independent Auditors' Limited Review Report on unaudited standalone financial results of Mold-Tek Technologies Limited for the quarter ended 30<sup>th</sup> September 2024 and year to date results for the period from 1<sup>st</sup> April 2024 to 30<sup>th</sup> September 2024 pursuant to Regulation 33 of Securities and Exchange Board of India (Listing Obligations and Disclosure Requirements) Regulations, 2015, as amended

**To the Board of Directors**

**Mold-Tek Technologies Limited**

1. We have reviewed the accompanying statement of unaudited standalone financial results of Mold-Tek Technologies Limited (the "Company") for the quarter and half year ended 30<sup>th</sup> September, 2024 (the "Statement")
2. This Statement, which is the responsibility of the Company's Management and approved by the Company's Board of Directors, has been prepared in accordance with the recognition and measurement principles laid down in Indian Accounting Standard 34 "Interim Financial Reporting" ("Ind AS 34"), prescribed under Section 133 of the Companies Act, 2013, and other accounting principles generally accepted in India. Our responsibility is to issue a report on the Statement based on our review.
3. We conducted our review of the Statement in accordance with the Standard on Review Engagements (SRE) 2410 "Review of Interim Financial Information performed by the Independent Auditor of the Entity" issued by the Institute of Chartered Accountants of India. This standard requires that we plan and perform the review to obtain moderate assurance as to whether the financial statements are free of material misstatement. A review is limited primarily to inquiries of Company personnel and analytical procedures applied to financial data and thus provide less assurance than an audit. We have not performed an audit and accordingly, we do not express an audit opinion.
4. Based on our review conducted as above, nothing has come to our attention that causes us to believe that the accompanying statement of unaudited financial results prepared in accordance with applicable accounting standards and other recognized accounting practices and policies has not disclosed the information required to be disclosed in terms of Regulation 33 of the SEBI (Listing Obligations and Disclosure Requirements) Regulations, 2015, including the manner in which it is to be disclosed, or that it contains any material misstatement.

For Praturi & Sriram  
Chartered Accountants  
(Firm Regn. No: 002739S)

  
Sri Raghuram Praturi  
Partner

Membership Number: 221770  
UDIN: 24221770BKHFZA8926  
Place: Hyderabad  
Date: 07/11/2024



**STATEMENT OF UNAUDITED STANDALONE FINANCIAL RESULTS FOR THE QUARTER AND HALF YEAR ENDED 30TH SEPTEMBER 2024**

SL NO.	PARTICULARS	QUARTER ENDED					HALF YEAR ENDED		YEAR ENDED 31-03-2024 (Audited)
		30-09-2024	30-06-2024	30-09-2023	30-09-2024	30-09-2023	YEAR ENDED		
		(Un Audited)	(Un Audited)	(Un Audited)	(Un Audited)	(Un Audited)	31-03-2024		
I	Revenue from operations	3,958.52	3,500.04	3,579.79	7,458.56	6,955.52	14,617.23		
II	Other income	42.28	114.36	42.55	156.64	148.91	242.80		
III	<b>Total Income (I+II)</b>	<b>4,000.80</b>	<b>3,614.40</b>	<b>3,622.34</b>	<b>7,615.20</b>	<b>7,104.43</b>	<b>14,860.03</b>		
IV	<b>Expenses</b>								
	Employee benefits expense	2,394.08	2,431.35	2,136.40	4,825.43	4,285.08	9,171.51		
	Finance costs	19.38	20.91	22.50	40.29	40.00	92.50		
	Depreciation and amortisation expenses	175.00	166.23	161.33	341.23	303.70	636.00		
	Other expenses	337.16	329.02	212.38	666.18	546.64	1,268.99		
	<b>Total Expenses (IV)</b>	<b>2,925.62</b>	<b>2,947.51</b>	<b>2,532.61</b>	<b>5,873.13</b>	<b>5,175.42</b>	<b>11,169.00</b>		
V	Profit before exceptional items and tax (III-IV)	1,075.18	666.89	1,089.73	1,742.07	1,929.01	3,691.03		
VI	Exceptional items	-	-	-	-	-	-		
VII	<b>Profit before tax (V-VI)</b>	<b>1,075.18</b>	<b>666.89</b>	<b>1,089.73</b>	<b>1,742.07</b>	<b>1,929.01</b>	<b>3,691.03</b>		
VIII	<b>Tax Expense</b>								
	(1) Current tax	283.19	161.18	278.33	444.37	495.96	912.93		
	(2) Deferred tax	(1.95)	(3.87)	4.82	(5.82)	3.91	11.60		
IX	<b>Profit for the period (VII-VIII)</b>	<b>793.94</b>	<b>509.58</b>	<b>806.58</b>	<b>1,303.52</b>	<b>1,429.14</b>	<b>2,766.50</b>		
X	<b>Other Comprehensive Income</b>								
	Items that will not be reclassified to profit or loss (net of tax)								
	Remeasurement of defined benefit plans	8.89	(39.60)	(7.66)	(30.71)	(15.32)	(97.84)		
	Fair value changes in equity instruments	(104.28)	56.58	(158.28)	(47.70)	21.03	(160.23)		
XI	<b>Total Comprehensive Income for the period (IX+X)</b>	<b>698.55</b>	<b>526.56</b>	<b>640.64</b>	<b>1,225.11</b>	<b>1,434.85</b>	<b>2,508.43</b>		
XII	<b>Paid up Equity Share Capital</b>	<b>571.29</b>	<b>571.29</b>	<b>567.82</b>	<b>571.29</b>	<b>567.82</b>	<b>567.82</b>		
XIII	<b>Earnings per share (Face Value of ₹ 2 each) (Not Annualised)</b>								
	a) Basic	2.78	1.78	2.84	4.56	5.04	9.75		
	b) Diluted	2.75	1.77	2.80	4.52	4.96	9.65		

**Notes:**

- The above results for the quarter and half year ended 30th Sept 2024 were reviewed by the Audit Committee and approved by the Board of Directors of the Company at their meeting held on 7th November, 2024.
- The Company has one reportable segment as per the requirements of Ind AS 108 "Operating Segments".
- This statement is as per Regulation 33 of the SEBI (Listing Obligations and Disclosure Requirements) Regulations, 2015.
- The figures for the corresponding previous period have been regrouped/reclassified wherever necessary, to make them comparable.

Place: Hyderabad  
 Date: 7th November, 2024

For MoldTek Technologies Limited

J Lakshmana Rao  
 Chairman & Managing Director  
 DIN: 00649702



(₹ in lakhs)

Particulars	As at	As at
	30 September, 2024	31 March, 2024
	(Un Audited)	(Audited)
<b>I. ASSETS</b>		
<b>Non-current Assets</b>		
(a) Property, plant and equipment	2,592.26	2,395.31
(b) Right-of-use assets	833.52	942.38
(c) Intangible assets	465.11	445.34
(d) Financial assets		
(i) Investments	4,911.98	1,360.07
(ii) Other financial assets	116.10	116.21
(e) Other non-current assets	16.79	26.79
<b>Current Assets</b>		
(a) Financial assets		
(i) Trade receivables	3,107.00	4,993.19
(ii) Cash and cash equivalents	1,477.91	2,764.73
(iii) Bank balances other than (ii) above	430.06	27.49
(iv) Loans	14.24	10.74
(v) Other financial assets	30.58	78.38
(b) Current tax assets (net)	344.37	340.60
(c) Other current assets	631.49	847.82
<b>TOTAL ASSETS</b>	<b>14,971.41</b>	<b>14,349.05</b>
<b>II. EQUITY AND LIABILITIES</b>		
<b>Equity</b>		
(a) Equity share capital	571.29	567.82
(b) Other equity	12,029.22	11,376.87
<b>Liabilities</b>		
<b>Non-Current Liabilities</b>		
(a) Financial liabilities		
Lease liabilities	652.08	743.06
(b) Provisions	0.00	0.00
(c) Deferred tax liabilities (net)	54.60	60.41
<b>Current Liabilities</b>		
(a) Financial liabilities		
(i) Lease Liabilities	279.97	279.97
(ii) Trade payables		
(A) Dues to micro enterprises and small enterprises	12.10	12.48
(B) Dues to creditors other than micro enterprises and small enterprises	30.34	61.95
(iii) Other financial liabilities	857.99	861.54
(b) Other current liabilities	119.97	124.34
(c) Provisions	324.49	260.61
(d) Current tax liabilities (net)	39.37	0.00
<b>TOTAL EQUITY AND LIABILITIES</b>	<b>14,971.41</b>	<b>14,349.05</b>

For MoldTek Technologies Limited



 J Lakshmana Rao  
 Chairman & Managing Director  
 DIN: 00649702

 Place: Hyderabad  
 Date: 07th November 2024

(₹ In lakhs)

Particulars	For the Half Year ended 30 September 2024 (Un Audited)	For the Year ended 31 March 2024 (Audited)
<b>Cash flow from operating activities</b>		
Profit before tax	1742.06	3691.03
<b>Adjustments for:</b>		
Depreciation and amortisation expense	341.23	636.00
(Profit)/Loss on sale of property, plant and equipment	(0.53)	0.00
Finance costs	40.29	92.50
Provision for bad and doubtful debts	0.00	26.04
Bad debts written off	23.80	145.24
Liabilities no longer required	(0.90)	0.00
Unrealised (Gains)/Loss on Financial Assets measure at Fair Value	(99.78)	0.00
Interest income on fair valuation of deposits	(3.52)	(8.28)
(Gain)/ Loss on foreign exchange fluctuation	18.83	0.00
Share based payments charge	1.99	2.88
Dividend Income	(3.41)	(9.94)
<b>Operating Profit before working capital changes</b>	<b>2060.07</b>	<b>4575.47</b>
<b>Change in operating assets and liabilities</b>		
(Increase)/decrease in trade receivables	1,862.39	(1,866.45)
(Increase)/decrease in financial assets other than trade receivables	(358.16)	385.37
(Increase)/decrease in other current assets	216.33	(259.60)
(Increase)/decrease in other non current assets	10.00	(10.00)
Increase/(decrease) in short term and long term provisions	29.38	(56.11)
Increase/(decrease) in trade payables	(31.09)	(281.97)
Increase/(decrease) in other financial liabilities	(18.83)	(125.32)
Increase/(decrease) in other current liabilities	(4.37)	(9.98)
<b>Cash Generated from Operations</b>	<b>3765.71</b>	<b>2351.42</b>
Income taxes paid	405.00	950.00
<b>Net cash inflow from operating activities</b>	<b>3360.71</b>	<b>1401.42</b>
<b>Cash flows from investing activities</b>		
Purchase of property plant and equipment	(409.23)	(422.78)
Dividend Income	3.41	9.94
Purchase of Investments	(3,499.82)	(39.60)
Proceeds from sale of property, plant and equipment	3.91	0.00
<b>Net cash from/(used in) investing activities</b>	<b>(3901.72)</b>	<b>(452.44)</b>
<b>Cash flow from financing activities</b>		
Proceeds from issue of share capital	0.00	100.98
Share Application Money pending allotment	0.00	117.91
Payments for lease liabilities	(174.52)	(317.51)
Dividend paid	(571.29)	(962.33)
<b>Net cash from/(used in) financing activities</b>	<b>(745.81)</b>	<b>(1,060.95)</b>
<b>Net increase/(decrease) in cash and cash equivalents</b>	<b>-1286.82</b>	<b>(111.97)</b>
<b>Cash and Cash equivalents at the beginning of the period</b>	<b>2764.73</b>	<b>2,876.70</b>
<b>Cash and Cash equivalents at the end of the period</b>	<b>1477.91</b>	<b>2,764.73</b>

**Components of Cash & Cash Equivalents**

Particulars	As at 30 Sept 2024	As at 31 March, 2024
a) Balances with banks		
- current accounts	1,290.52	213.08
- debit balance in CC accounts	186.84	2,551.44
b) Cash on hand	0.54	0.21
<b>TOTAL</b>	<b>1,477.91</b>	<b>2,764.73</b>

Place: Hyderabad  
Date: 07th November 2024

For MoldTek Technologies Limited

  
 J Lakshmana Rao  
 Chairman & Managing Director  
 DIN: 00649702



Independent Auditors' Limited Review Report on unaudited consolidated financial results of Mold-Tek Technologies Limited for the quarter ended 30<sup>th</sup> September 2024 and year to date results for the period from 1<sup>st</sup> April 2024 to 30<sup>th</sup> September 2024 pursuant to Regulation 33 of Securities and Exchange Board of India (Listing Obligations and Disclosure Requirements) Regulations, 2015, as amended

**To the Board of Directors**

**Mold-Tek Technologies Limited**

1. We have reviewed the accompanying Statement of Unaudited Consolidated Financial Results of Mold-Tek Technologies Limited ("the Holding Company") and its subsidiary for the quarter and half year ended 30<sup>th</sup> September, 2024 ("the Statement") being submitted by the Parent pursuant to the requirement of Regulation 33 of the SEBI (Listing Obligations and Disclosure Requirements) Regulations, 2015, as amended (the "Listing Regulations").

2. This Statement, which is the responsibility of the Holding Company's Management and approved by the Holding Company's Board of Directors, has been prepared in accordance with the recognition and measurement principles laid down in Indian Accounting Standard 34 "Interim Financial Reporting" ("Ind AS 34"), prescribed under Section 133 of the Companies Act, 2013, and other accounting principles generally accepted in India. Our responsibility is to express a conclusion on the Statement based on our review.

3. We conducted our review of the Statement in accordance with the Standard on Review Engagements (SRE) 2410 "Review of interim Financial Information Performed by the Independent Auditor of the Entity", issued by the Institute of Chartered Accountants of India. A review of interim financial information consists of making inquiries, primarily of persons responsible for financial and accounting matters, and applying analytical and other review procedures. A review is substantially less in scope than an audit conducted in accordance with Standards on Auditing and consequently does not enable us to obtain assurance that we would become aware of all significant matters that might be identified in an audit. Accordingly, we do not express an audit opinion.

We also performed procedures in accordance with the circular issued by the Securities and Exchange Board of India under Regulation 33(8) of the Listing Regulations, to the extent applicable.

4. The Statement includes the results of the subsidiary Mold-Tek Technologies Inc., USA.


5. Based on our review conducted and procedures performed as stated in paragraph 3 above, nothing has come to our attention that causes us to believe that the accompanying Statement, prepared in accordance with the recognition and measurement principles laid down in the aforesaid Indian Accounting Standard and other accounting principles generally accepted in India, has not disclosed the information required to be disclosed in terms of Regulation 33 of the SEBI (Listing Obligations and

*[Handwritten Signature]*



Disclosure Requirements) Regulations, 2015, as amended, including the manner in which it is to be disclosed, or that it contains any material misstatement.

For Praturi & Sriram  
Chartered Accountants  
(Firm Regn No: 002739S)



Sri Raghuram Praturi  
Partner

Membership number: 221770

UDIN: 24221770BKHFZB1377

Place: Hyderabad

Date: 07/11/2024



STATEMENT OF UNAUDITED CONSOLIDATED FINANCIAL RESULTS FOR THE QUARTER AND HALF YEAR ENDED 30TH SEPT 2024

₹ In lakhs except for EPS

SL NO.	PARTICULARS	QUARTER ENDED			HALF YEAR ENDED		YEAR ENDED
		30-09-2024 (Un Audited)	30-06-2024 (Audited)	30-09-2023 (Un Audited)	30-09-2024 (Un Audited)	30-09-2023 (Un Audited)	31-03-2024 (Audited)
I	Revenue from operations	4,308.48	3,928.88	4,006.55	8,237.36	7,674.55	16,074.18
II	Other income	42.42	115.43	42.91	157.85	149.28	243.28
III	<b>Total income (I+II)</b>	<b>4,350.90</b>	<b>4,044.31</b>	<b>4,049.46</b>	<b>8,395.21</b>	<b>7,823.83</b>	<b>16,317.46</b>
IV	Expenses						
	Employee benefits expense	2,617.95	2,653.68	2,336.76	5,271.63	4,688.84	10,023.18
	Finance costs	19.38	20.91	22.50	40.29	40.00	92.50
	Depreciation and amortisation expenses	175.26	166.47	161.74	341.73	304.52	637.64
	Other expenses	456.63	527.74	432.20	984.37	848.87	1,854.56
	<b>Total Expenses (IV)</b>	<b>3,269.22</b>	<b>3,368.80</b>	<b>2,953.20</b>	<b>6,638.02</b>	<b>5,882.23</b>	<b>12,607.88</b>
V	Profit before exceptional items and tax (III-IV)	1,081.68	675.51	1,096.26	1,757.20	1,941.60	3,709.58
VI	Exceptional items	-	-	-	-	-	-
VII	<b>Profit before tax (V-VI)</b>	<b>1,081.68</b>	<b>675.51</b>	<b>1,096.26</b>	<b>1,757.20</b>	<b>1,941.60</b>	<b>3,709.58</b>
VIII	Tax Expense						
	(1) Current tax	283.19	161.18	278.33	444.37	496.11	913.08
	(2) Deferred tax	(1.95)	(3.87)	4.82	(5.82)	3.91	11.60
IX	<b>Profit for the period (VII-VIII)</b>	<b>800.44</b>	<b>518.20</b>	<b>813.11</b>	<b>1,318.65</b>	<b>1,441.58</b>	<b>2,784.90</b>
X	Other Comprehensive Income						
	a) Items that will not be reclassified to profit or loss (net of tax)						
	Remeasurement of defined benefit plans	8.89	(39.60)	(7.66)	(30.71)	(15.32)	(97.84)
	Fair value changes in equity instruments	(104.28)	56.58	(158.28)	(47.70)	21.03	(160.23)
	b) Items that will be reclassified to profit or loss (net of tax)						
	Exchange differences in translating the Financial Statements of a foreign operation	1.44	(0.19)	2.08	1.25	1.07	1.57
XI	<b>Total Comprehensive Income for the period (IX+X)</b>	<b>706.49</b>	<b>534.99</b>	<b>649.25</b>	<b>1,241.48</b>	<b>1,448.36</b>	<b>2,528.40</b>
	Profit for the period attributable to:						
	Owners of the parent	800.44	518.20	813.11	1,318.64	1,441.58	2,784.90
	Non-controlling interests	-	-	-	-	-	-
	Other comprehensive income attributable to:						
	Owners of the parent	(93.95)	16.79	(163.86)	(77.16)	6.78	(256.50)
	Non-controlling interests	-	-	-	-	-	-
	<b>Total comprehensive income attributable to:</b>						
	Owners of the parent	706.49	534.99	649.25	1,241.47	1,448.36	2,528.40
	Non-controlling interests	-	-	-	-	-	-
XII	<b>Paid up Equity Share Capital</b>	<b>571.29</b>	<b>571.29</b>	<b>567.82</b>	<b>571.29</b>	<b>567.82</b>	<b>567.82</b>
XIII	<b>Earnings per share (Face Value of ₹ 2 each) (Not Annualised)</b>						
	a) Basic	2.80	1.81	2.87	4.61	5.08	9.81
	b) Diluted	2.78	1.80	2.82	4.58	5.00	9.72

Notes:

- The above results for the Half Year ended 30th Sept 2024 were reviewed by the Audit Committee and approved by the Board of Directors of the Company at their meeting held on 7th November, 2024.
- The above results include the results of the wholly owned subsidiary, Mold-Tek Technologies Inc, USA.
- The Group has consolidated financial results based on Ind AS 110 "Consolidated Financial Statements".
- The Group has one reportable segment as per the requirements of Ind AS 108 "Operating Segments".
- This statement is as per Regulation 33 of the SEBI (Listing Obligations and Disclosure Requirements) Regulations, 2015.
- The figures for the corresponding previous period have been regrouped/reclassified wherever necessary, to make them comparable.

Place : Hyderabad  
Date: 7th November 2024

For Mold-Tek Technologies Limited

  
J Lakshmana Rao  
Chairman & Managing Director  
DIN: 00649702






Particulars	(₹ In lakhs)	
	As at 30 September, 2024 (Un Audited)	As at 31 March, 2024 (Audited)
<b>I. ASSETS</b>		
<b>Non-current Assets</b>		
(a) Property, plant and equipment	2,601.97	2,397.08
(b) Right-of-use assets	833.52	942.38
(c) Intangible assets	465.21	445.49
(d) Financial assets		
(i) Investments	4,887.39	1,335.48
(ii) Other financial assets	116.10	116.21
(e) Other non-current assets	16.79	26.79
<b>Current Assets</b>		
(a) Financial assets		
(i) Trade receivables	3,038.79	3,084.89
(ii) Cash and cash equivalents	1,814.49	4,901.18
(iii) Bank balances other than (ii) above	430.06	27.49
(iv) Loans	14.24	10.74
(v) Other financial assets	30.58	78.38
(b) Current tax assets (net)	344.37	340.60
(c) Other current assets	646.97	863.22
<b>TOTAL ASSETS</b>	<b>15,240.50</b>	<b>14,569.93</b>
<b>II. EQUITY AND LIABILITIES</b>		
<b>Equity</b>		
(a) Equity share capital	571.29	567.82
(b) Other equity	12,266.03	11,597.33
<b>Liabilities</b>		
<b>Non-Current Liabilities</b>		
(a) Financial liabilities		
Lease liabilities	652.08	743.06
(b) Provisions	0.00	0.00
(c) Deferred tax liabilities (net)	54.60	60.41
<b>Current Liabilities</b>		
(a) Financial liabilities		
(i) Lease Liabilities	279.97	279.97
(ii) Trade payables		
(A) Dues to micro enterprises and small enterprises	12.10	12.48
(B) Dues to creditors other than micro enterprises and small enterprises	30.34	61.94
(iii) Other financial liabilities	890.27	861.96
(b) Other current liabilities	119.97	124.34
(c) Provisions	324.49	260.61
(d) Current tax liabilities (net)	39.37	0.00
<b>TOTAL EQUITY AND LIABILITIES</b>	<b>15,240.50</b>	<b>14,569.93</b>

Place: Hyderabad  
Date: 7th November 2024

For Mold-Tek Technologies Limited



J Lakshmana Rao  
Chairman & Managing Director  
DIN: 00649702



**CONSOLIDATED CASH FLOW STATEMENT**

(₹ in Lakhs)

Particulars	For the Half Year ended 30 September 2024 (Un Audited)	For the Year ended 31 March 2024 (Audited)
<b>Cash flow from operating activities</b>		
Profit before tax	1,757.19	3,709.58
<b>Adjustments for:</b>		
Depreciation and amortisation expense	341.73	637.64
Loss on sale of property, plant and equipment (net)	(0.53)	0.00
Finance costs	40.29	92.50
Provision for doubtful debts	0.00	33.52
Bad debts written off	23.80	145.24
Creditors written back (net)	(0.90)	0.00
Unrealised (Gains)/Loss on Financial Assets measure at Fair Value	(99.78)	0.00
Interest income on deposits	(4.73)	(8.76)
Share based payments charge	1.99	2.88
Dividend Income	(3.41)	(9.94)
(Gain)/ loss on foreign exchange fluctuation	18.83	0.00
Foreign exchange translation difference	0.00	1.55
<b>Operating Profit before working capital changes</b>	<b>2,074.49</b>	<b>4,604.20</b>
<b>Change in operating assets and liabilities</b>		
(Increase)/decrease in trade receivables	22.30	20.27
(Increase)/decrease in financial assets other than trade receivables	(358.16)	385.37
(Increase)/decrease in other assets	216.25	(259.85)
Decrease in non current assets	10.00	(10.00)
Increase in non current provisions	60.09	(56.26)
Increase/(decrease) in trade payables	(31.08)	(281.97)
Increase/(decrease) in other financial liabilities	14.20	(189.73)
Increase/(decrease) in other current liabilities	(4.38)	(9.99)
<b>Cash Generated from Operations</b>	<b>2,003.70</b>	<b>4,202.05</b>
Income taxes paid	405.00	950.00
<b>Net cash from operating activities</b>	<b>1,598.70</b>	<b>3,252.05</b>
<b>Cash flows from investing activities</b>		
Purchase of property plant and equipment	(417.61)	(422.78)
Dividend Income	3.41	9.94
Income from Financial Assets	0.00	0.00
Purchase of Investments	(3,529.29)	(39.60)
Proceeds from sale of property, plant and equipment	3.91	0.00
<b>Net cash used in investing activities</b>	<b>(3,939.58)</b>	<b>(452.44)</b>
<b>Cash flow from financing activities</b>		
Proceeds from Issue of share capital	0.00	100.98
Share Application Money pending allotment	0.00	117.91
Payments for lease liabilities	(174.52)	(317.51)
Dividend paid	(571.29)	(962.33)
<b>Net cash used in financing activities</b>	<b>(745.82)</b>	<b>(1,060.95)</b>
<b>Net increase/ (decrease) in cash and cash equivalents</b>	<b>(3,086.69)</b>	<b>1,738.66</b>
<b>Cash and Cash equivalents at the beginning of the period</b>	<b>4,901.18</b>	<b>3,162.52</b>
<b>Cash and Cash equivalents at the end of the period</b>	<b>1,814.49</b>	<b>4,901.18</b>

**Components of Cash & Cash Equivalents**

Particulars	As at 30 Sept 2024	As at 31 March, 2024
a) Balances with banks		
- current accounts	1,627.10	2,349.53
- debit balance in CC accounts	186.84	2551.44
b) Cash on hand	0.54	0.21
<b>TOTAL</b>	<b>1,814.49</b>	<b>4,901.18</b>

For Mold-Tek Technologies Limited

  
**J Lakshmana Rao**  
 Chairman & Managing Director  
 DIN: 00649702


**MOLDTEK TECHNOLOGIES LIMITED**

NOTE ON UNAUDITED FINANCIAL RESULTS FOR THE  
QUARTER AND HALF YEAR ENDED 30<sup>TH</sup> SEPTEMBER 2024.

**Revenue up by 9.7% in Q2 FY 25 at ₹43.08 Cr compared to Q1 FY 25**

**EBIDTA up by 47.91% in Q2 FY 25 at ₹12.80 Cr compared to Q1 FY 25**

**PAT up by 54.47% in Q2 FY 25 compared to Q1 FY 25, down by 1.56% compared to Q2 FY24**

MoldTek Technologies Limited, a leading provider of engineering services, with notable expertise in Civil and Mechanical engineering services announced its financial results for the Quarter and Half year ended 30<sup>th</sup> September 2024 in the Board Meeting dated 7<sup>th</sup> November 2024 as follows.

**Consolidated results for the Quarter and Half Year Ended 30<sup>th</sup> September 2024.****Performance Highlights of Q2 to Q1**

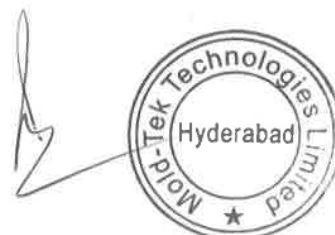
- ✓ Revenue ₹ 4,308.48 Lakhs (FY 24-25 Q1: ₹ 3,928.88 Lakhs) up by 9.66%
- ✓ PAT ₹ 800.44 Lakhs (FY 24-25 Q1: ₹ 518.20 Lakhs) up by 54.47%
- ✓ EBIDTA ₹ 1,276.32 Lakhs (FY 24-25 Q1: ₹ 862.89 Lakhs) up by 47.91%

**Performance Highlights of Q2 to Q2**

- ✓ Revenue ₹ 4308.48 Lakhs (FY 23-24 Q2: ₹ 4006.55 Lakhs) up by 7.54%
- ✓ PAT ₹ 800.44 Lakhs (FY 23-24 Q2: ₹ 813.11 Lakhs) down by 1.56%
- ✓ EBIDTA ₹ 1276.32 Lakhs (FY 23-24 Q2: ₹ 1280.50 Lakhs) down by 0.33%

**Performance Highlights of H1 to H1**

- ✓ Revenue ₹ 8,237.36 Lakhs (FY 23-24 H1: ₹ 7,674.55 Lakhs) up by 7.33%
- ✓ PAT ₹ 1,318.65 Lakhs (FY 23-24 H1: ₹ 1,441.58 Lakhs) down by 8.53%
- ✓ EBIDTA ₹ 2,139.22 Lakhs (FY 23-24 H1: ₹ 2,286.12 Lakhs) down by 6.43%



**Standalone results for the Quarter and Half Year Ended 30<sup>th</sup> September 2024.**

**Performance Highlights of Q2 to Q1**

- ✓ Revenue ₹ 3958.52 Lakhs (FY 24-25 Q1: ₹ 3,500.04 Lakhs) up by 13.10%
- ✓ PAT ₹ 793.94 Lakhs (FY 24-25 Q1: ₹ 509.58 Lakhs) up by 55.80%
- ✓ EBIDTA ₹ 1269.56 Lakhs (FY 24-25 Q1: ₹ 854.03 Lakhs) up by 48.66%

**Performance Highlights of Q2 to Q2**

- ✓ Revenue ₹ 3,958.52 Lakhs (FY 23-24 Q2: ₹ 3,579.79 Lakhs) up by 10.58%
- ✓ PAT ₹ 793.94 Lakhs (FY 23-24 Q2: ₹ 806.58 Lakhs) down by 1.57%
- ✓ EBIDTA ₹ 1,269.57 Lakhs (FY 23-24 Q2: ₹ 1,273.56 Lakhs) down by 0.31%

**Performance Highlights of H1 to H1**

- ✓ Revenue ₹ 7,458.56 Lakhs (FY 23-24 H1: ₹ 6,955.52 Lakhs) up by 7.23%
- ✓ PAT ₹ 1,303.52 Lakhs (FY 23-24 H1: ₹ 1,429.14 Lakhs) down by 8.79%
- ✓ EBIDTA ₹ 2,123.60 Lakhs (FY 23-24 H1: ₹ 2,272.71 Lakhs) down by 6.56%

**Company's Q2 & H1 2023-24 Financial results:**

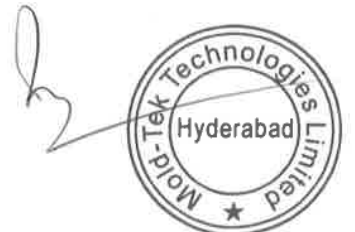
Company achieved revenue of ₹ 4,308.48 Lakhs in Q2 FY 24-25 compared to ₹ 3,928.88 Lakhs in Q1 FY 24-25, a growth of 9.66%.

Company's Consolidated Profit after Tax for

Q2 24-25 is ₹ 800.44 Lakhs as against ₹ 518.20 Lakhs for Q1 2024-25, up by 54.47 %.

Q2 24-25 is ₹ 800.44 Lakhs as against ₹ 813.11 Lakhs for Q2 23-24, down by 1.56%.

H1 24-25 is ₹ 1,318.64 Lakhs as against ₹ 1,441.58 Lakhs for H1 23-24, down by 8.53%.



**Commenting on the results Mr. J Lakshmana Rao CMD,** expressed satisfaction with the company's performance, stating, The Company has consistently demonstrated progress, achieving a growth rate of 7.33% in the first half of FY 25. To bolster our market presence, we have recently on boarded four new business development professionals with plans to recruit additional talent to further enhance our market penetration.

The company is able to establish a robust cost control measures, as evidenced by narrowing the EBIDTA downfall to 0.33% (QoQ) in Q2 FY 24-25 compared to a downfall of 14.2% (QoQ) in Q1 FY 24-25.

This achievement in cost control has been facilitated by leveraging automated API and Tek Assist tools, which have contributed to increased productivity, resulting in a decrease in employee costs from 68% in Q1 FY 25 to 61% in Q2 FY 25.

Although the US market may show some sluggishness in Q3 due to the US Presidential elections, we anticipate a rebound and stronger growth momentum from Q4 onwards.

Furthermore, our proactive pursuit of acquisitions in Structural Design and Architectural Services is a strategic move to enhance our business's overall growth, revenue, profitability, and operational synergies.

**Future Prospects – Civil and Structural Division:**

The Civil and Structural Division has demonstrated decent performance in the first half of the fiscal year 2024-25, achieving a growth rate of 5.9%. A notable highlight was our USA team's participation in the METALCON expo, which significantly bolstered our visibility and facilitated connections with prospective clients. This engagement has ignited our team's enthusiasm for potential expansion into the new domains.

Our exploration of new opportunities in architectural and structural design further evidences our ongoing commitment to innovation and growth. Our commitment in quality was once again acknowledged with the prestigious Solid Steel Customer Choice Award 2024 for our exemplary execution of the "BOSK Project," affirming our leadership in delivering excellence. (Previously company received Solid Steel Customer Choice Award 2023 for outstanding work on the "Gillette Stadium North End Zone Project)

Our dedication to quality and timely project execution has not only retained but also attracted new clients.

We have also advanced our capacities to strategically positioning us to delve into high-value engineering services. This diversification is anticipated to drive increased revenue streams and enhance profitability, reinforcing our division's commitment to maintaining and exceeding the highest standards of excellence in the industry.



**Future Prospects: Mechanical Division**

With the recent addition of four new business development personnel, our strategy for H2 is centered on leveraging emerging opportunities across various sectors. We will specifically target industries demonstrating strong demand for Mechanical Engineering solutions, such as manufacturing, automotive, and special-purpose machinery (SPM). (SPM).

Our focus will be on enhancing operational efficiency and resource management, with an emphasis on automation and process optimization to increase productivity and reduce lead times. These initiatives are designed to position us as a preferred comprehensive design partner while fostering ongoing growth and profitability.

The division's strategy is closely aligned with corporate objectives, emphasizing key areas to drive growth and efficiency through the diversification of revenue streams. We are actively launching initiatives in new sectors, including Press Tools and Wire Harness, as well as Special Purpose Machines (SPM), with anticipated positive contributions in the upcoming quarters.

Additionally, we are committed to improving operational efficiency by integrating performance assessments with resource optimization and developing innovative TEK assist tools to facilitate engineering design automation.

For MoldTek Technologies Limited



J. Lakshmana Rao  
(Chairman & Managing Director)



For further Information, please contact  
Vikram Singh  
Company Secretary & Investor Relations  
[ir@moldtekindia.com](mailto:ir@moldtekindia.com)

This press release contains forward-looking statements that reflect the current expectations and projections of management regarding the future developments and their potential impact on MoldTek Technologies Ltd and its subsidiaries. These statements are inherently subject to various risks and uncertainties, both known and unknown, which could significantly alter the actual outcomes, performance, or achievements compared to those mentioned in these statements. Key factors that could



lead to material differences between our actual results and the expectations set forth include, but are not limited to: the overall economic and business environment in India and globally, the effectiveness of our strategic initiatives, our expansion and growth strategies, technological advancements, fluctuations in the Indian Rupee and other currency values, changes in domestic and international interest rates, amendments in applicable laws and regulations, increasing market competition and industry conditions, political shifts in India, and modifications in India's foreign exchange regulatory framework.

