

SEC/023/2025

January 28, 2025

BSE Limited,
Phiroze Jeejeebhoy Towers,
Dalal Street,
Mumbai 400001.

Scrip code: 542867

National Stock Exchange of India Ltd.,
Exchange Plaza, 5th Floor,
Bandra-Kurla Complex,
Bandra (E), Mumbai 400051.

Symbol: CSBBANK

Dear Sir/Madam,

Presentation to Institutional Investors/Analyst - Unaudited Financial Results for the quarter ended December 31, 2024

Pursuant to Regulation 30 of the Securities and Exchange Board of India (Listing Obligations and Disclosure Requirements) Regulations, 2015 and in continuation of our letter no. SEC/022/2025 dated January 28, 2025, please find enclosed a copy of Investor Presentation on financial and business performance of the Bank for the quarter ended December 31, 2024.

This intimation shall also be made available on the Bank's website at www.csb.co.in

Kindly take the same on records.

Thanking You,

Yours faithfully,


Sijo Varghese
Company Secretary

Encl: As above.

INVESTOR PRESENTATION



Q3-FY25



Banking Driven by Purpose...

With over a century of banking excellence, CSB Bank stands as a testament to resilience and innovation in the financial sector. Founded 104 years ago, the bank has continuously evolved to meet the dynamic needs of its diverse clientele.





Company Overview 4

Strategy 11

Business Overview 15

Financials 21

Digital Penetration 31

ESG 33

Awards 34



Performance Highlights – Q3 FY25



₹ 43,109 Cr

Balance Sheet Size

▲ 30% Y-o-Y

₹ 28,915 Cr

Gross Advances

▲ 26% Y-o-Y

₹ 33,407 Cr

Deposits

▲ 22% Y-o-Y

₹ 62,322 Cr

Total Business

▲ 24% Y-o-Y

₹ 1,139 Cr

Total Income

▲ 28% Y-o-Y

₹ 375 Cr

Net Interest Income

▼ 2% Y-o-Y

₹ 219 Cr

Non Interest Income

▲ 75% Y-o-Y

₹ 152 Cr

Profit After Tax

▲ 1% Y-o-Y

21.08%

Capital Adequacy Ratio

▼ Q3-FY24 22.99%

0.64%

Net NPA

▼ Q3-FY24 0.31%

1.52%

ROA

▼ Q3-FY24 1.84%

4.11%

NIM

▼ Q3-FY24 5.10%

Y-o-Y : Q3 FY25 v/s Q3 FY24

Company
Overview

Strategy

Business
Overview

Financials

Digital
Penetration

ESG

Awards

Driven by Purpose, since 1920



Journey began in November 1920



Oldest private sector bank in Kerala



Offer products and services across Personal Banking, Loans and Advances, Corporate Banking, Digital Banking



Promoted by FIH Mauritius Investments Ltd, an entity backed by Fairfax Group



Focus on comprehensive financial needs of

- Retail customers
- SME customers
- Corporate Clients
- Agricultural Sectors
- Microfinance and Underbanked Segments
- High-Net-Worth Individuals (HNIs)
- Digital Banking Customers

Vision



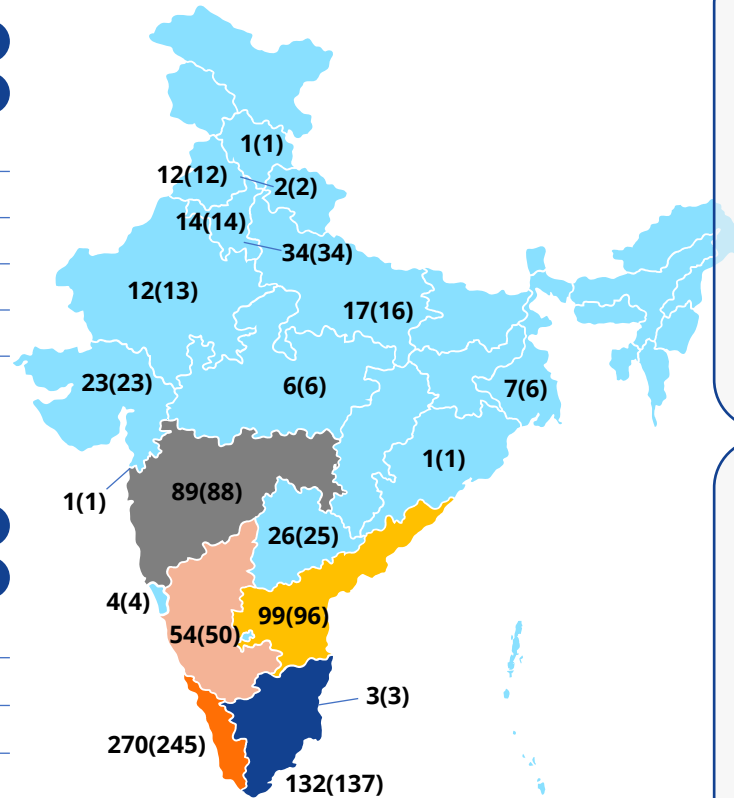
CSB Bank endeavours to be a leading bank striving to excel in bringing products that satisfy the needs of targeted client segments, backed by excellent service – through our branches and technology driven initiatives in a compliant and regulated manner. For our employees, we want to create a culture of pride – driven by performance and productivity that should eventually result in sustainable growth in business and deliver superior returns to our shareholders.

Robust Network, Extensive Reach

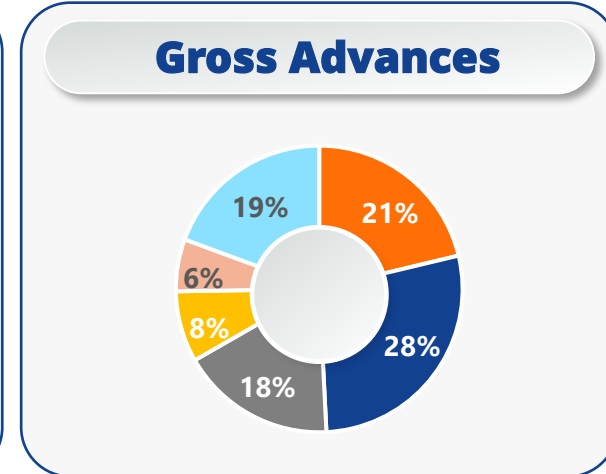
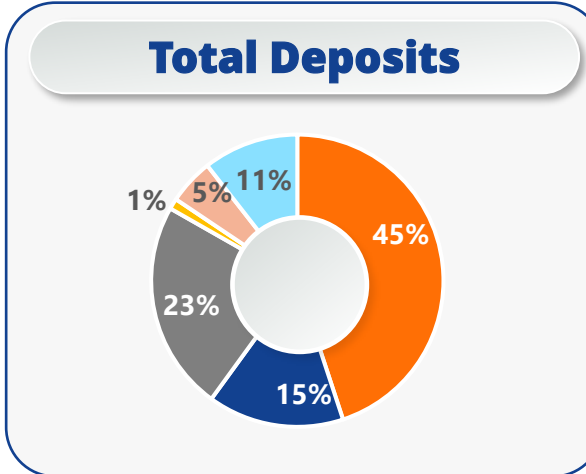
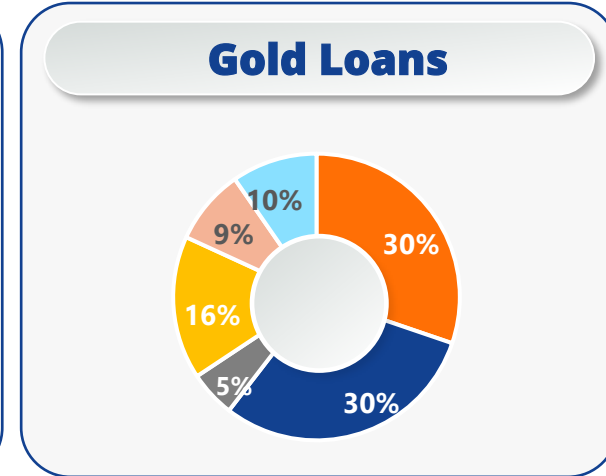
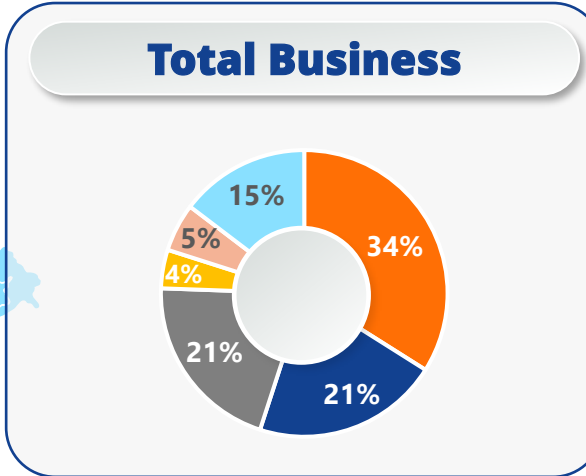
State	% Distribution	
	Dec. 2023	Dec. 2024
Kerala	36	34
Tamil Nadu	17	16
Andhra Pradesh	12	12
Maharashtra	10	11
Karnataka	6	7
Others	19	*20

*Of which Delhi (4%), Telangana (3%), Gujarat (3%)

Population	No. of Branches	
	Dec. 2023	Dec. 2024
Metropolitan	172	207
Urban	151	161
Semi-Urban	360	379
Rural	64	60
	747	807



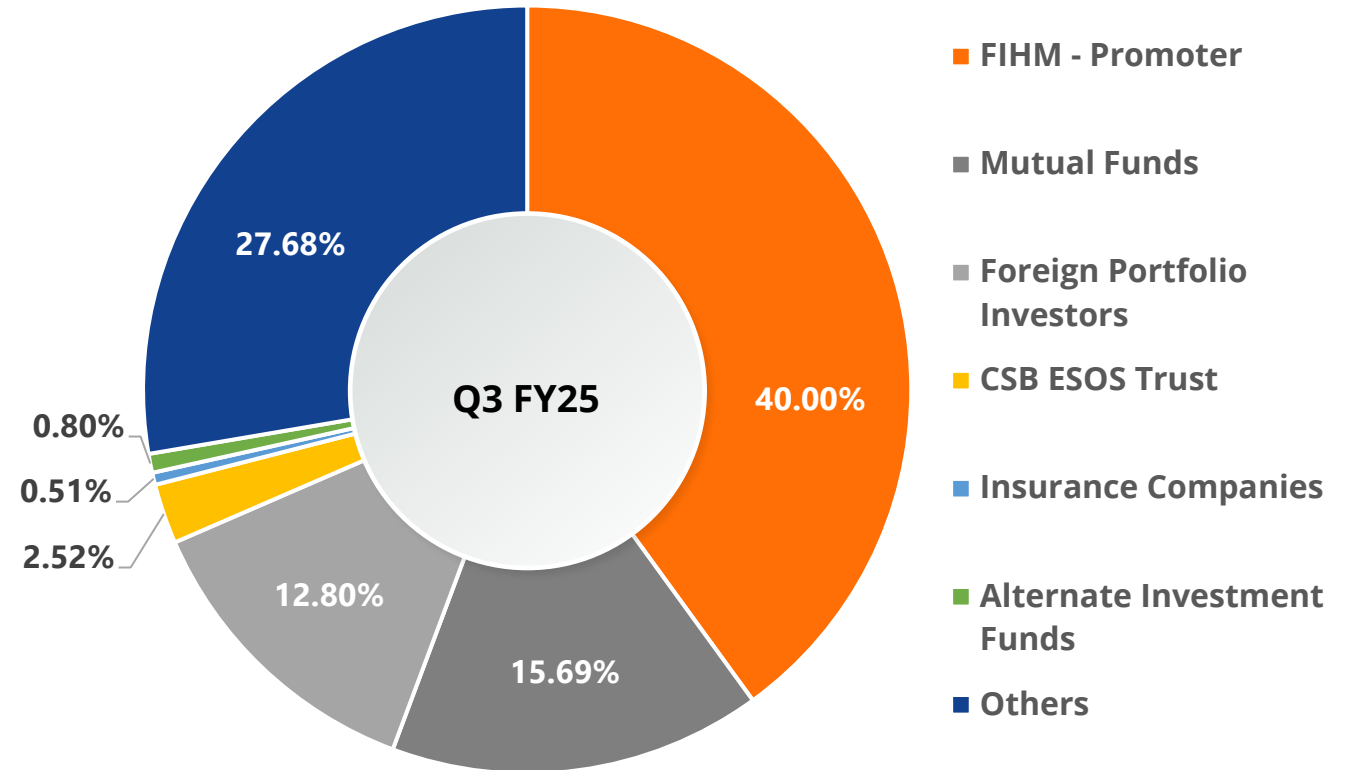
Legend: Branches (ATM)



■ Kerala
 ■ Tamil Nadu
 ■ Maharashtra
 ■ Andhra Pradesh
 ■ Karnataka
 ■ Others

Shareholding Pattern

Category	No of Shareholders	No of Share Held (in Mio)	% Of holding
FIHM - Promoter	1	69.39	40.00%
Mutual Funds	13	27.22	15.69%
Foreign Portfolio Investors	66	22.20	12.80%
CSB ESOS Trust	1	4.38	2.52%
Insurance Companies	1	0.89	0.51%
Alternate Investment Funds	10	1.38	0.80%
Others (incl. non-resident Indians, body corporates, resident individuals)	78562	48.03	27.68%
Total	78654	173.49	100.00%



Our Board of Directors

Mr. Pralay Mondal Managing Director & CEO

He has over 30 years of banking experience across multiple businesses and functions, including retail assets, retail liabilities, business banking, products, and technology. He is also credited with building capital market, wealth management, private banking, NBFC, credit cards, payments, and digital businesses. Mr. Mondal has played a pivotal role/s in leading banks such as Axis Bank, Yes Bank, HDFC Bank, and Standard Chartered Bank.

Mr. B K Divakara Executive Director

He has over 37 years of banking experience spanning various spheres and had worked closely especially in finance, credit, priority sector lending, balance sheet management, planning & forecasting, capital raising programme, credit monitoring, recoveries, operations, Treasury, internal audit, risk management, transaction banking, etc. Prior to joining the CSB Bank, Mr. B. K. Divakara was Executive Director of Central Bank of India.

Mr. Madhavan Menon Non-Executive Director

He has over three decades of experience in finance, banking and service sectors and had held various positions at ANZ Grindlays Bank Limited, Citibank N.A., Emirates Bank International, and Birla Capital International AMC Limited. He is currently the Managing Director of Thomas Cook (India) Limited. He earlier held the position of Non-Executive Chairman of the Bank.

Mr. Sumit Maheshwari Non-Executive Director

He is the Managing Director of Fairbridge Capital, part of Fairfax Group and is responsible for monitoring the portfolio companies of the group. He serves on the boards of directors for many of Fairfax's portfolio companies. Prior to joining Fairbridge Capital, Mr. Maheshwari worked with KPMG in India and UK, in their audit and accounting advisory functions.

Ms. Sharmila Abhay Karve Independent Director

She has over three decades of association with the Network of Price Waterhouse firms in India in various capacities, including the roles of Head of Audit and Head for Risk & Quality, till she retired in 2019. She was appointed as the Diversity & Inclusion Leader for the PwC Global network and was on the Global Leadership Team and the Global Human Capital Team.

Company
Overview

Strategy

Business
Overview

Financials

Digital
Penetration

ESG

Awards

Our Board of Directors

Mr. Sudhin Choksey Independent Director

He has over forty years of professional experience, both in India and overseas. He was the former Managing Director of GRUH Finance Ltd., which was merged with Bandhan Bank. He has expertise in the mortgage finance business and skilled in lending business.

Mr. Sharad Kumar Saxena Independent Director

He has over 30 years of experience in banking and had held almost all the leadership positions in ICICI Bank technology group. He was the Chief Technology Officer of Bank of Baroda, and as the Head of IT of Bank of Baroda, he successfully led the bank merger of erstwhile Vijaya Bank and erstwhile Dena Bank with Bank of Baroda.

Ms. Renu Kohli Independent Director

She is an economist with research and practitioner experience on macroeconomic policies and issues. She is currently the Senior Fellow, at the Centre for Social and Economic Progress (CSEP) an independent, public policy think tank based in New-Delhi. She has previously worked with the RBI, the IMF and thinktanks including ICRIER and the Institute of Economic Growth.

Mr. Deepak Maheshwari Independent Director

He is an experienced banker with an impressive career spanning over four decades in top banking institutions in the country, such as the State Bank of India, HDFC Bank and Axis Bank. His expertise extends to credit decision making, credit underwriting and monitoring of large credit exposures.

Mr. Narasimha Raju Narasappa **Doddahosahalli** Additional Director - Independent

He is a Karnataka cadre IAS officer of 1984 batch. He has held key positions at central and state government levels, including Principal Secretary to the Chief Minister of Karnataka and Joint Secretary in the Ministry of Petroleum and Natural Gas. He has also served on the board of various public sector undertakings.

Our Strong Leadership Team

Pralay Mondal

Managing Director & CEO

30+

B K Divakara

Executive Director

37+

Narendra Kumar Dixit

Head - Retail Banking

30+

Satish Gundewar

Chief Financial Officer

28+

Manish Modi

Head - Wholesale Banking

25+

Shyam Mani

Head - SME and
Transaction Banking

27+

Rajesh Choudhary

Chief Technology Officer

30+

Manish Agarwal

Chief Credit Officer

28+

Alok Singh

Head-Treasury

20+

Ajith Jose

Chief Compliance Officer

27+

Satyendra Sharma

Chief Risk Officer

30+

Punit Saruparia

Head - Audit & Inspection

20+

K Chandrashekhara

Head- Operations

30+

Jaikumar S.

Chief Internal-
Vigilance Officer

35+

Sijo Varghese

Company
Secretary

20+

Chinmay Adhikari

Chief Human
Resource Officer

24+

Raju Kumar Ojha

Senior Manager - Planning
& Execution (MD's Office)

18+



Experience of Executives

Company
Overview

Strategy

Business
Overview

Financials

Digital
Penetration

ESG

Awards

Driven by SBS 2030



Launched in
March 2022



Long-term vision of becoming a
mid-sized new age bank with a
national presence by 2030



Rolled out in three phases:
Sustain, Build, and Scale



Sustain

Core Strengths



Build

Platforms for Future



Scale

Execute with Guardrails

Sustain and Build Phase (Till FY26)

- Expand operations pan-India
- Build new-age technology platform
- Enhanced product suite
- Strong liability franchise
- Continued focus on gold loan
- Process re-engineering
- Strengthened risk management framework

Company
Overview

Strategy

Business
Overview

Financials

Digital
Penetration

ESG

Awards

Driven by SBS 2030 (contd.)



Sustain

Core Strengths



Build

Platforms for Future



Scale

Execute with Guardrails

Building for Scale Phase (FY27 to FY30)

- Transform into full-service new age private sector bank
- Enhanced product suite across all customer segments
- Customer centricity at heart
- Focus on innovation and collaboration
- Connecting ecosystem: partnerships and alliances
- Create value

Company
Overview

Strategy

Business
Overview

Financials

Digital
Penetration

ESG

Awards

Key Enablers



Good Governance Structure



Clear Executable Strategy



Board Support and Guidance



Growth-Oriented Policy



Building Infrastructure in Physical, Hybrid, and Digital



Robust and Efficient Customer-Centric Process



Strong Leadership



Innovation, Agility, and Digitalisation

Key Objectives



Growth in granular liability franchise with ever-improving CASA Ratio



Focus on strong operating performance with consistency



Major investments in the initial 3-4 years with a defined payback period



Prudent treasury investment strategy viz. wholesale funded book growth with the right balance of risk vs. return



Well-diversified retail book to manage cycles



Relentless focus on fee business and non-interest income earnings



Well-capitalised bank with an adequate liquidity buffer to manage economic and credit cycles



Enhance coverage, create segmentation, and whitelist opportunities in wholesale business



Focus on asset quality, risk management, and strong collection framework

Pillars



Governance



Human Capital



Technology

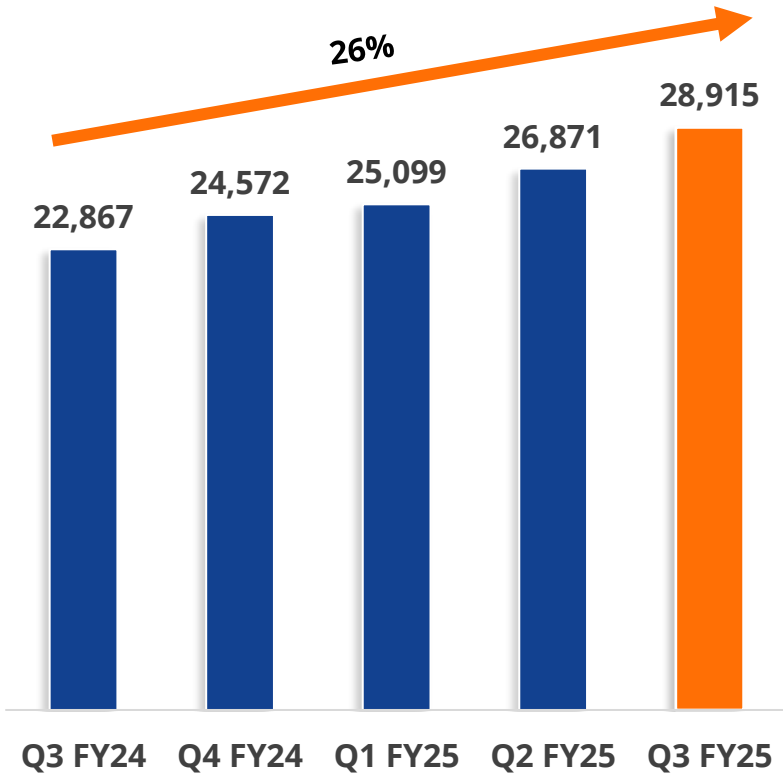


Customer service



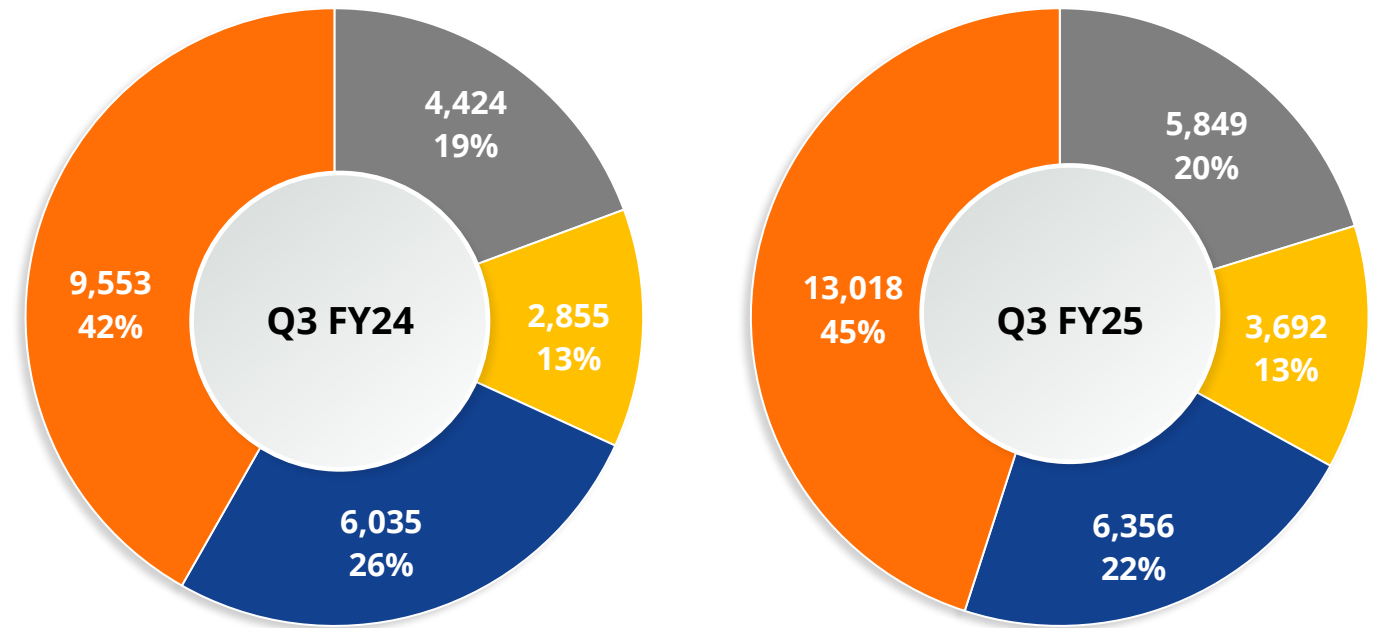
Compliance

Gross Advances



(₹ crore)

Gross Advances Mix

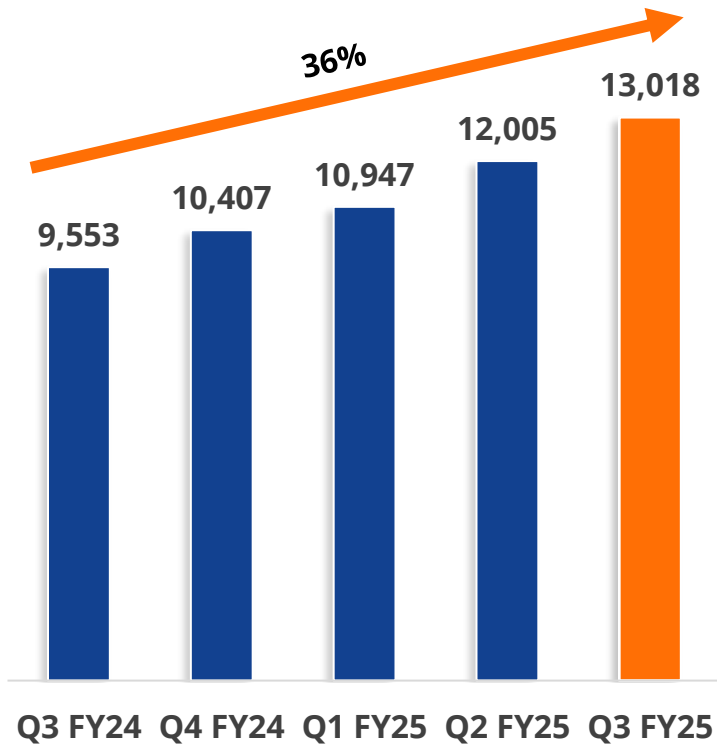


■ Gold Loans
 ■ Corporate Loans
 ■ SME Loans
 ■ Retail Loans

* Internal Classification

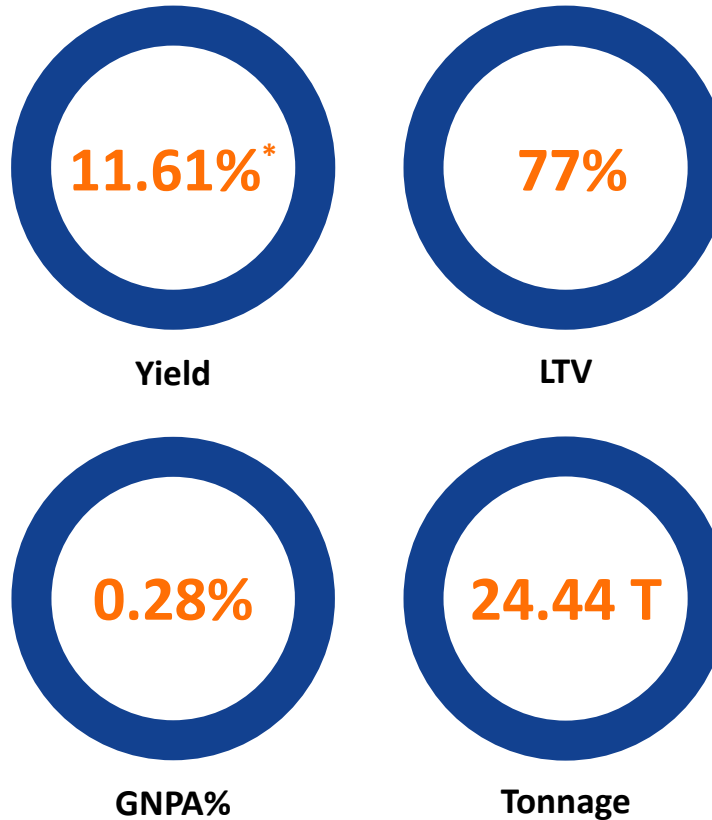
Gold Loan Portfolio

Book size

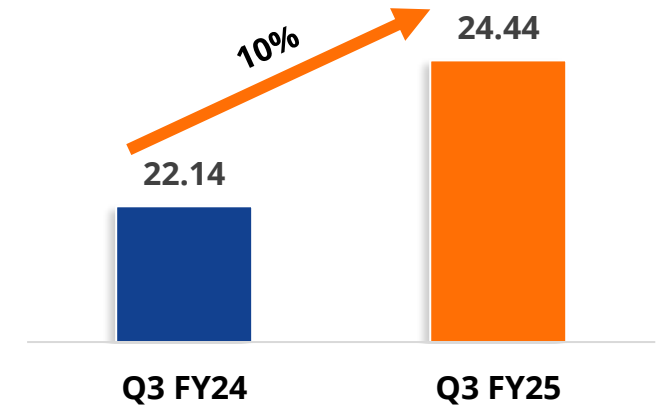


(₹ crore) * Portfolio yield for Q3 FY25

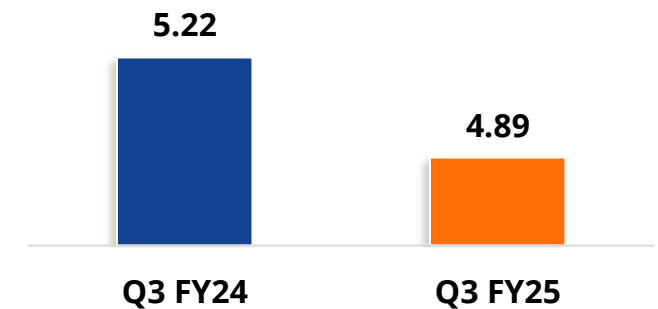
Portfolio Quality



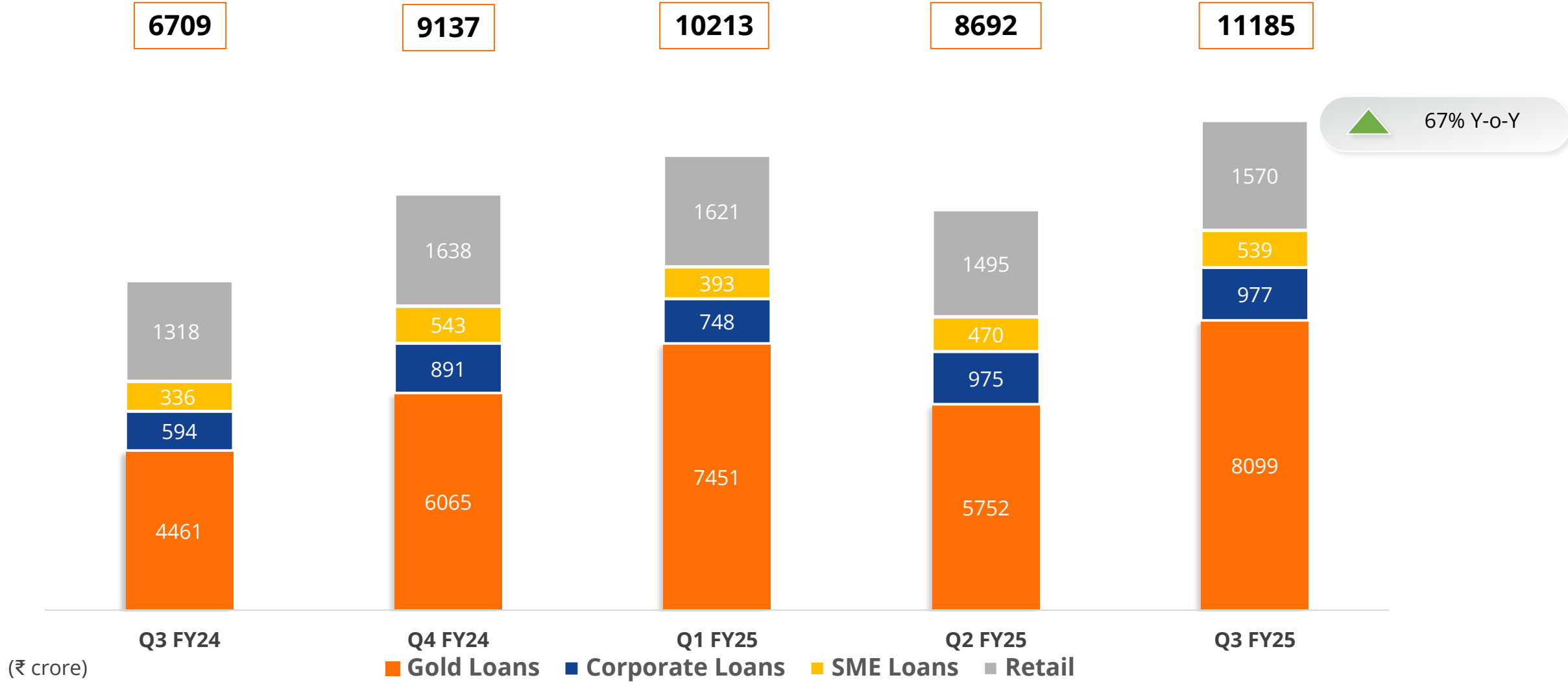
Tonnage



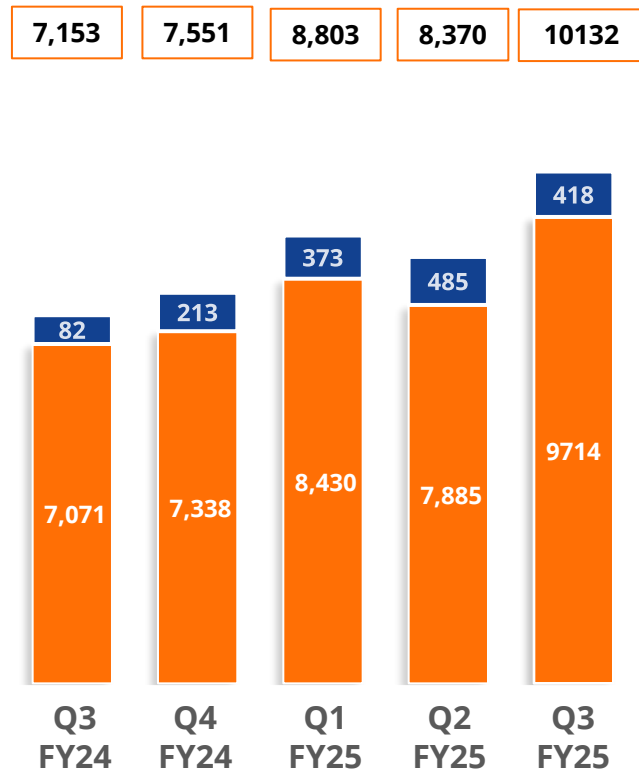
No. of Accounts (in lakhs)



Disbursements



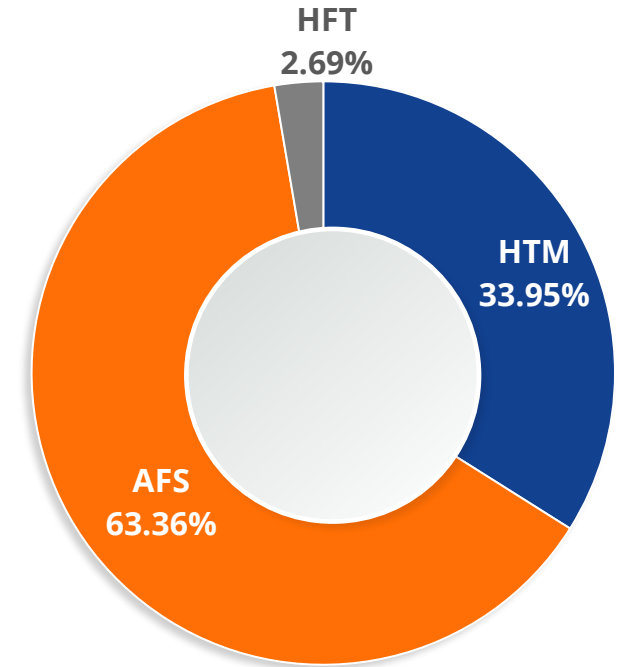
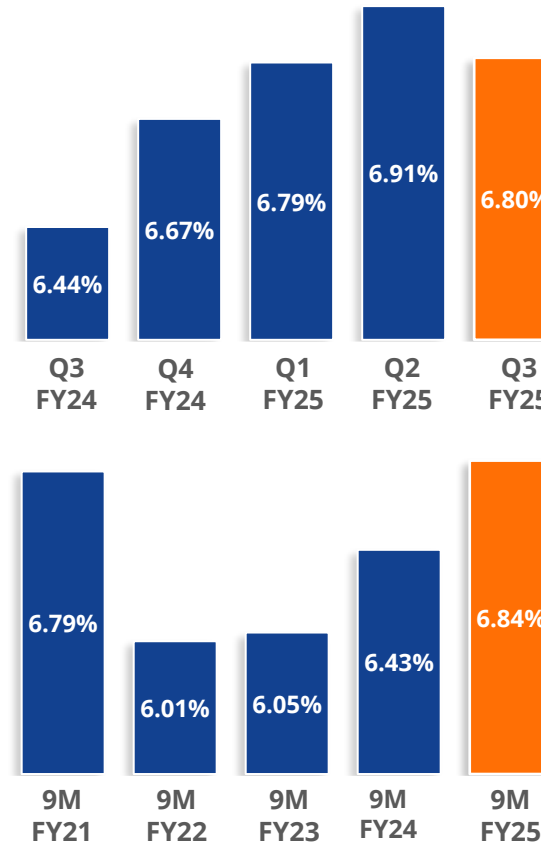
Net Investments



■ SLR Investments
 ■ Non-SLR Investments

(₹ crore)

Yield on Investments

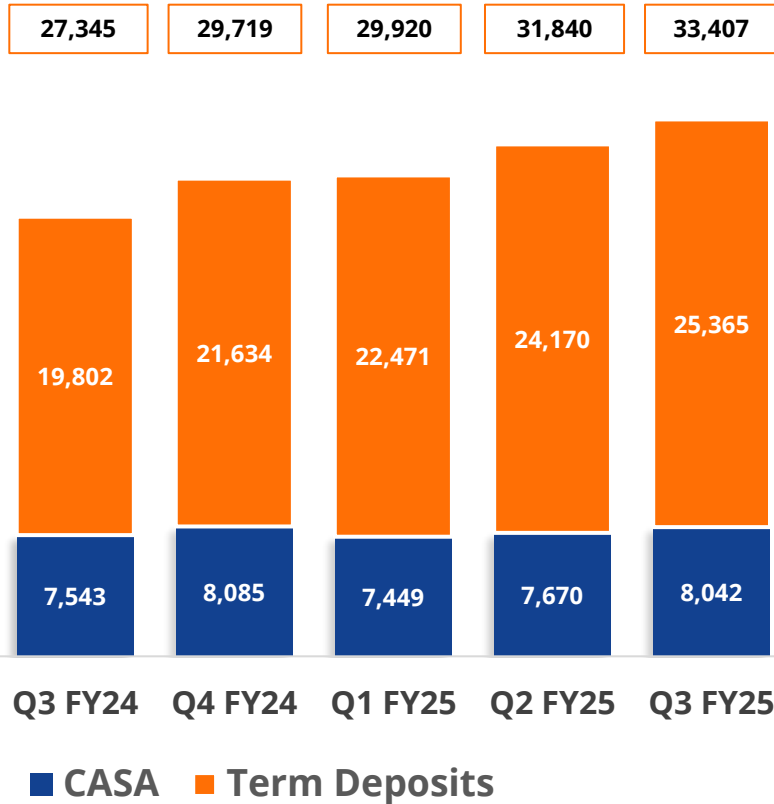


M Duration

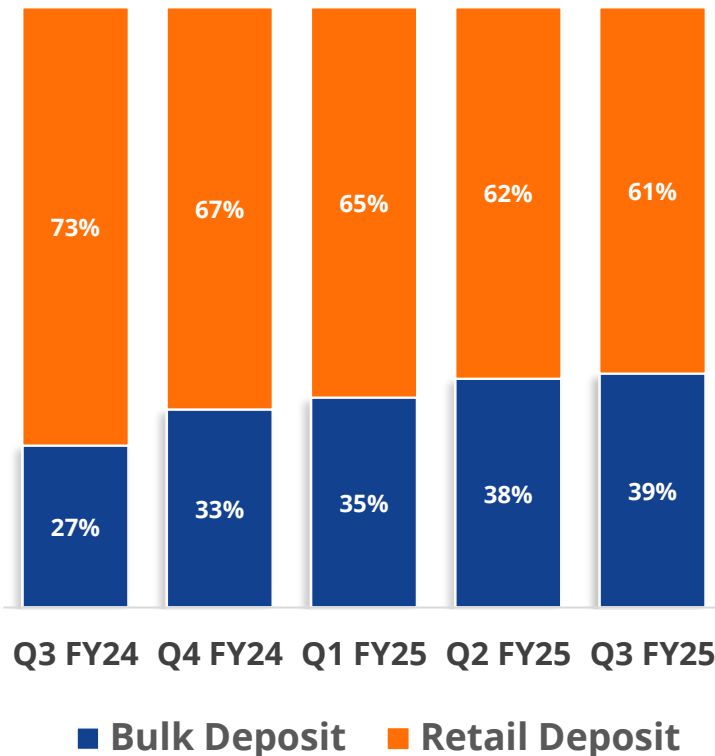
HFT	AFS	HTM	Total
7.03	4.96	4.81	4.97

Deposits

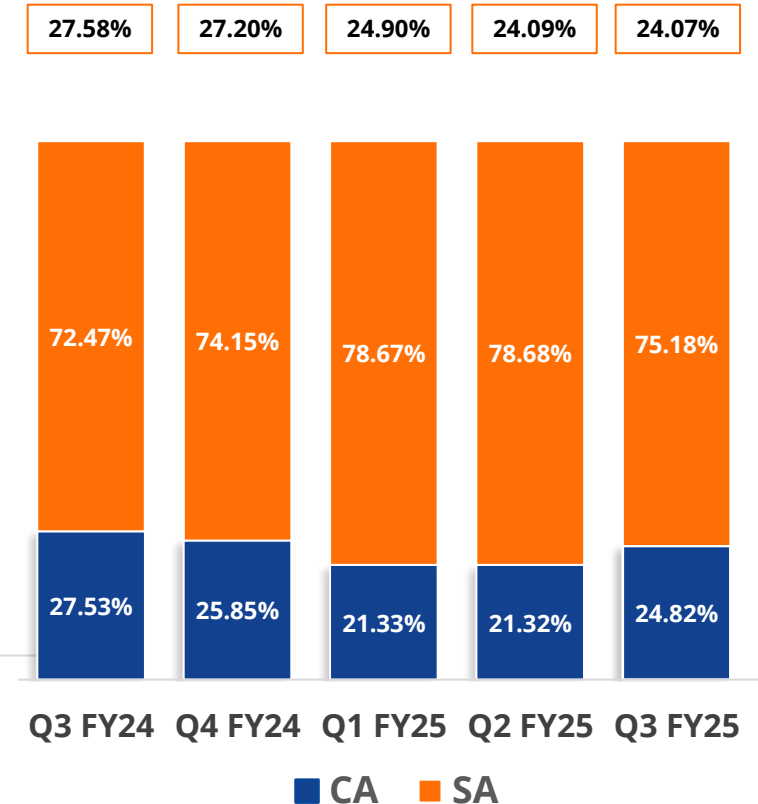
Total Deposits



Term Deposit Mix*



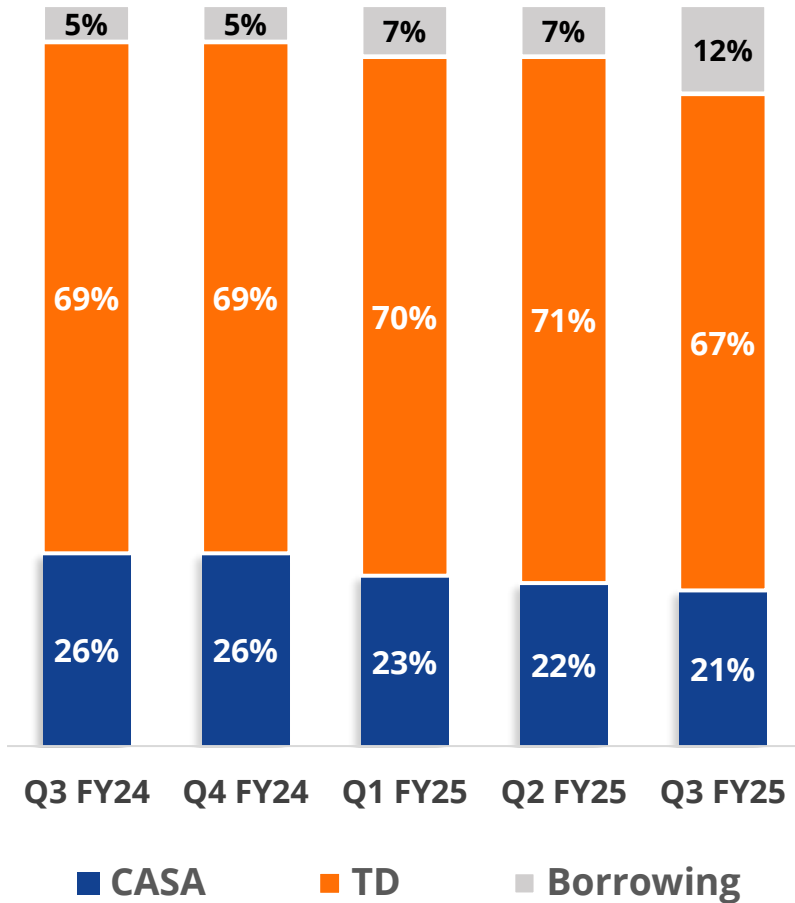
CASA Mix



(₹ crore)

* Excl. CD

Funding Mix

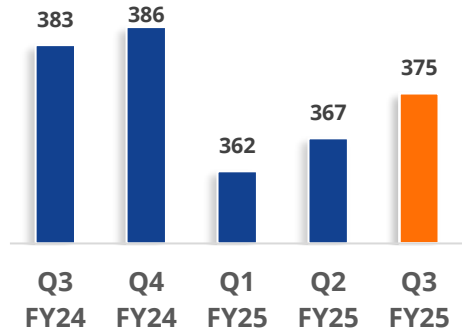


Credit Rating

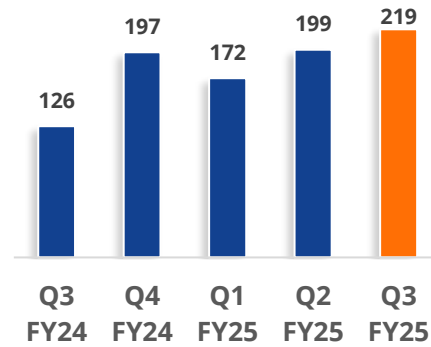
Instrument	Rating
Tier II Bonds (Under Basel III)	CRISIL A/ Stable IND A/Stable
Short Term Fixed Deposit	CRISIL A1+
Certificate of Deposit	CRISIL A1+

Key Performance Matrix

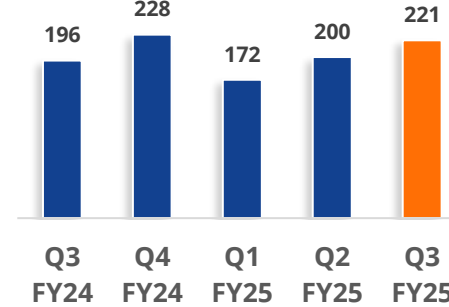
Net Interest Income



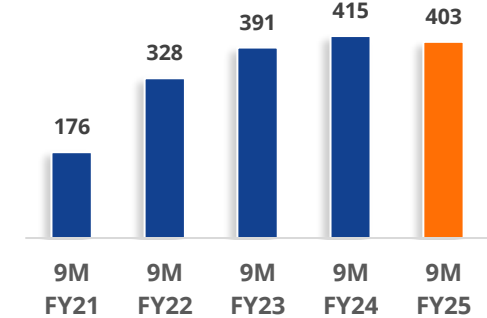
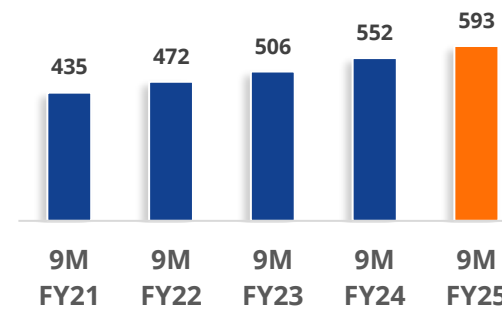
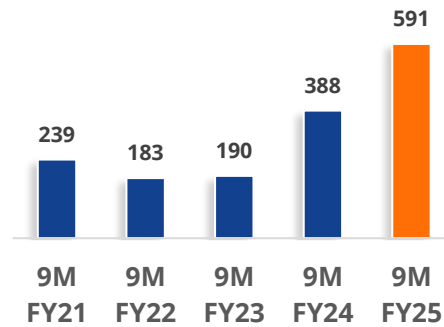
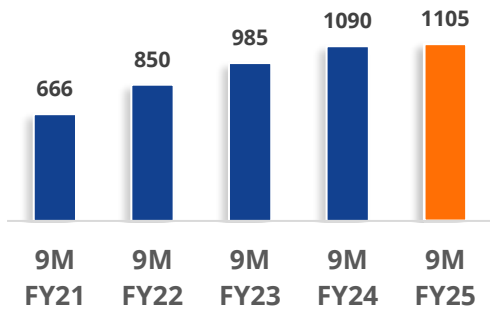
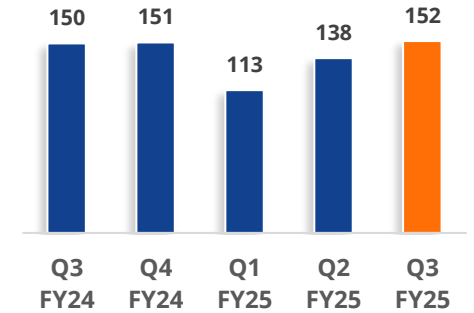
Non Interest Income



Operating Profit



Net Profit



(₹ crore)

Company Overview

Strategy

Business Overview

Financials

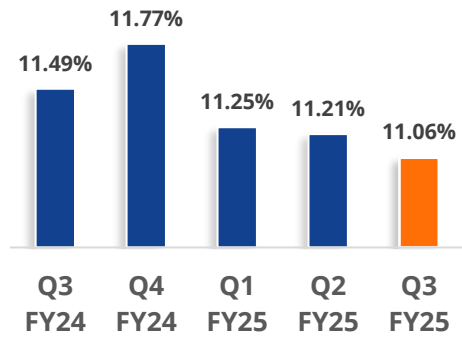
Digital Penetration

ESG

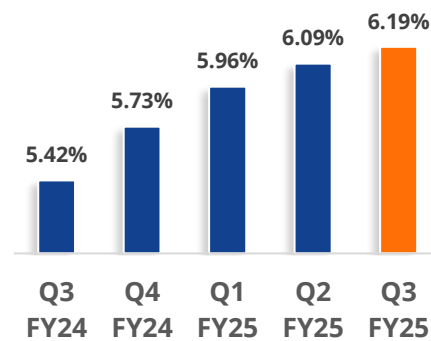
Awards

Key Performance Matrix (contd.)

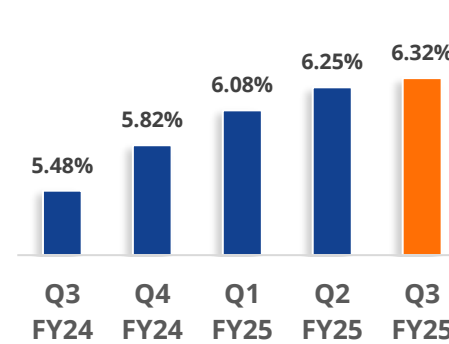
Yield on Advances



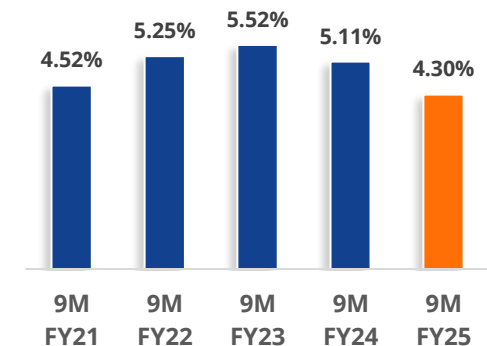
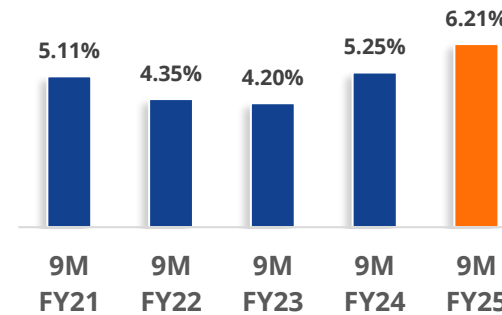
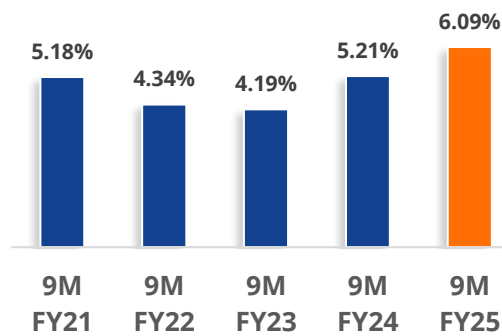
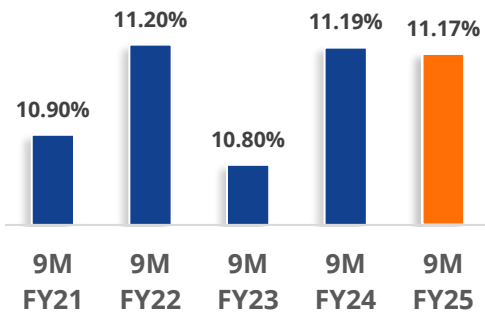
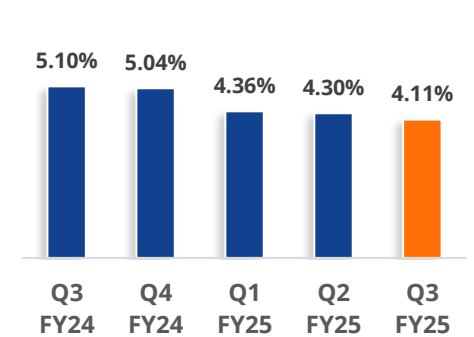
Cost of Deposits



Cost of Funds



Net Interest Margin



(₹ crore)

Company Overview

Strategy

Business Overview

Financials

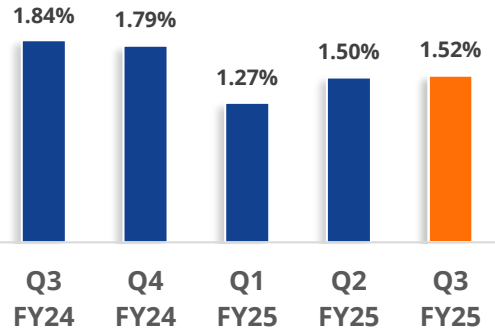
Digital Penetration

ESG

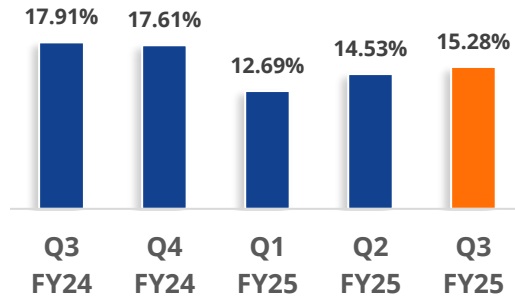
Awards

Key Performance Matrix (contd.)

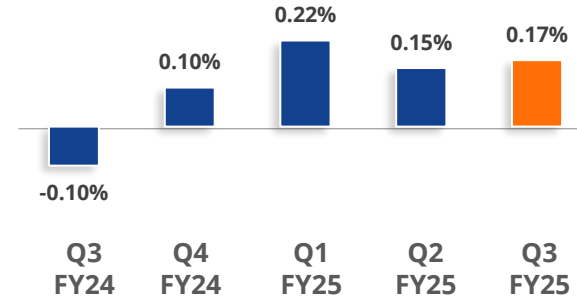
Return on Assets



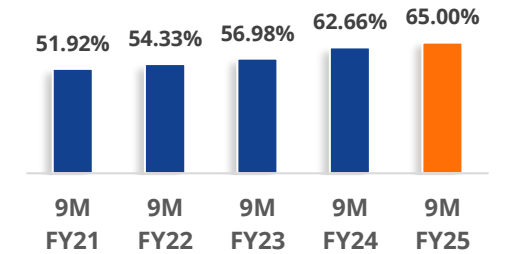
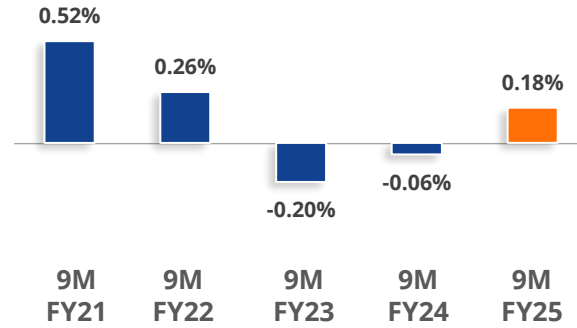
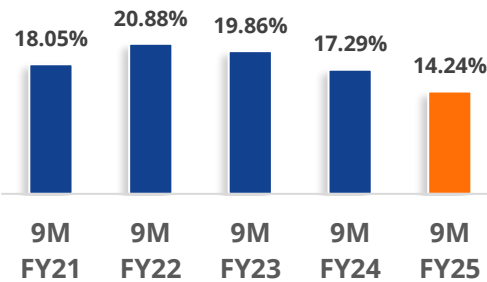
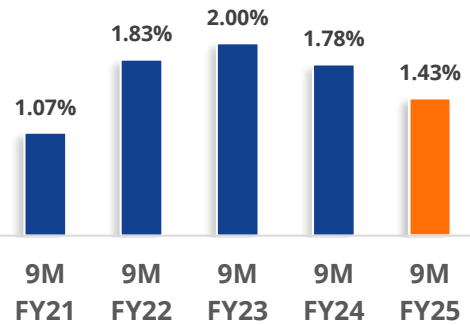
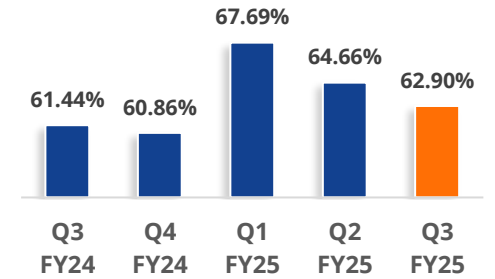
Return on Equity



Credit Cost

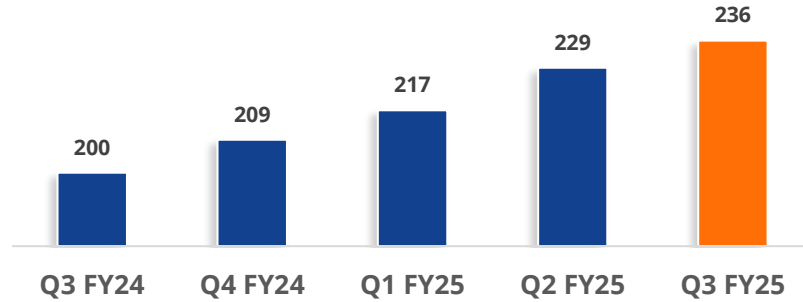


Cost to Income

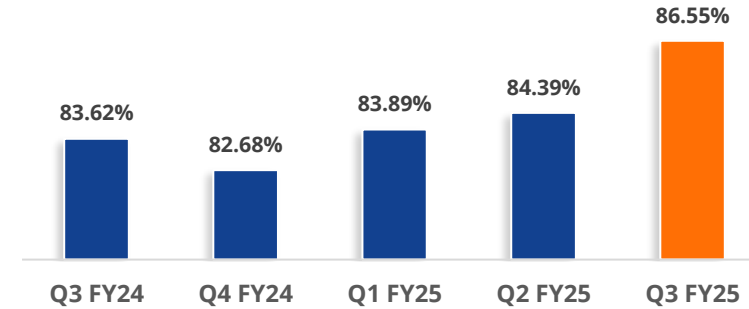


Key Performance Matrix (contd.)

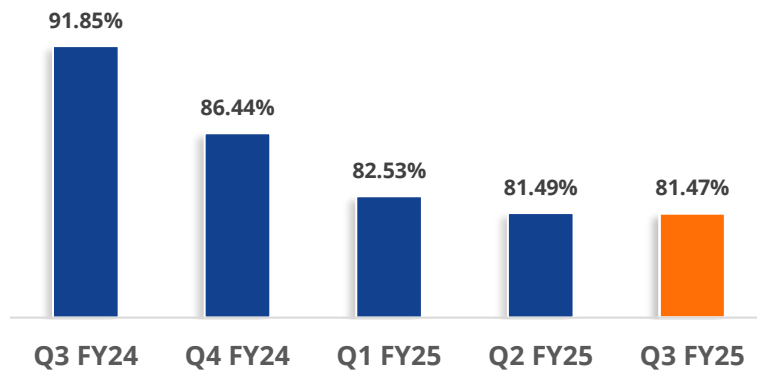
Book Value Per Share



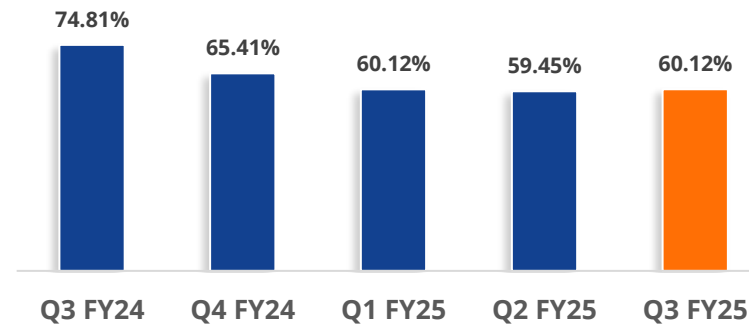
CD Ratio (Gross)



PCR (Incl. w/off)



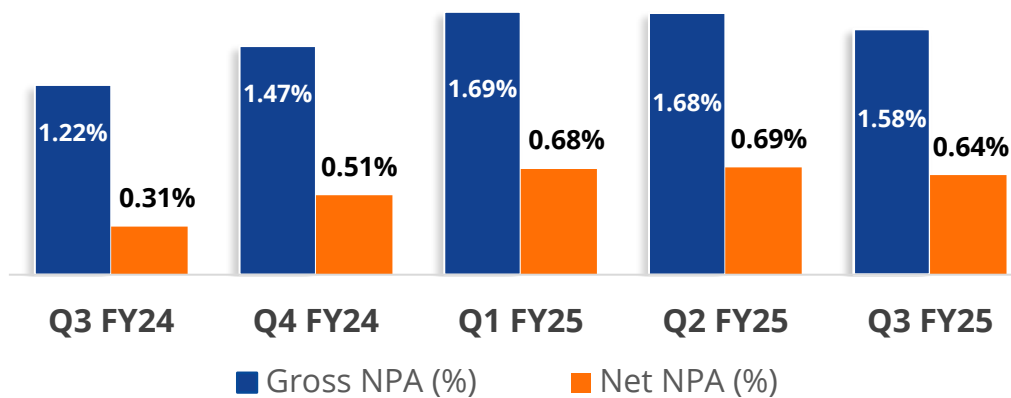
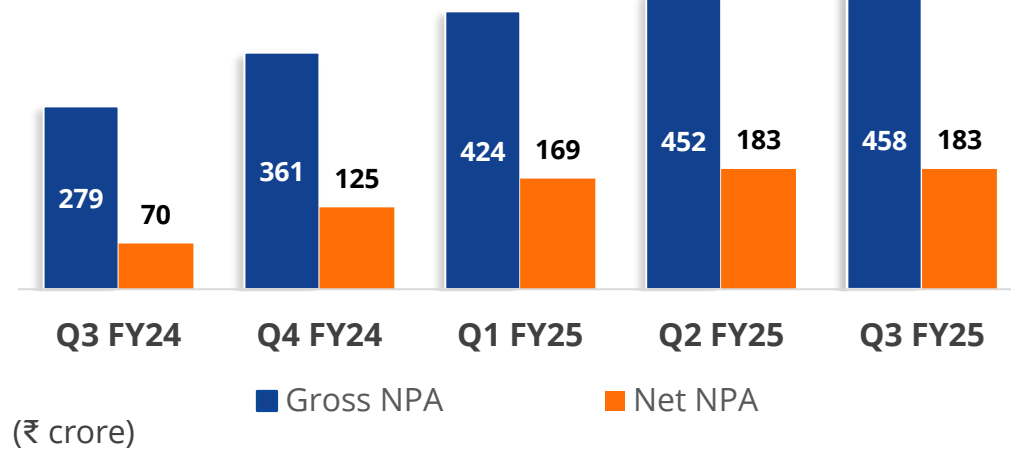
PCR (excl. w/off)



Key Performance Matrix (contd.)

(₹ crore)

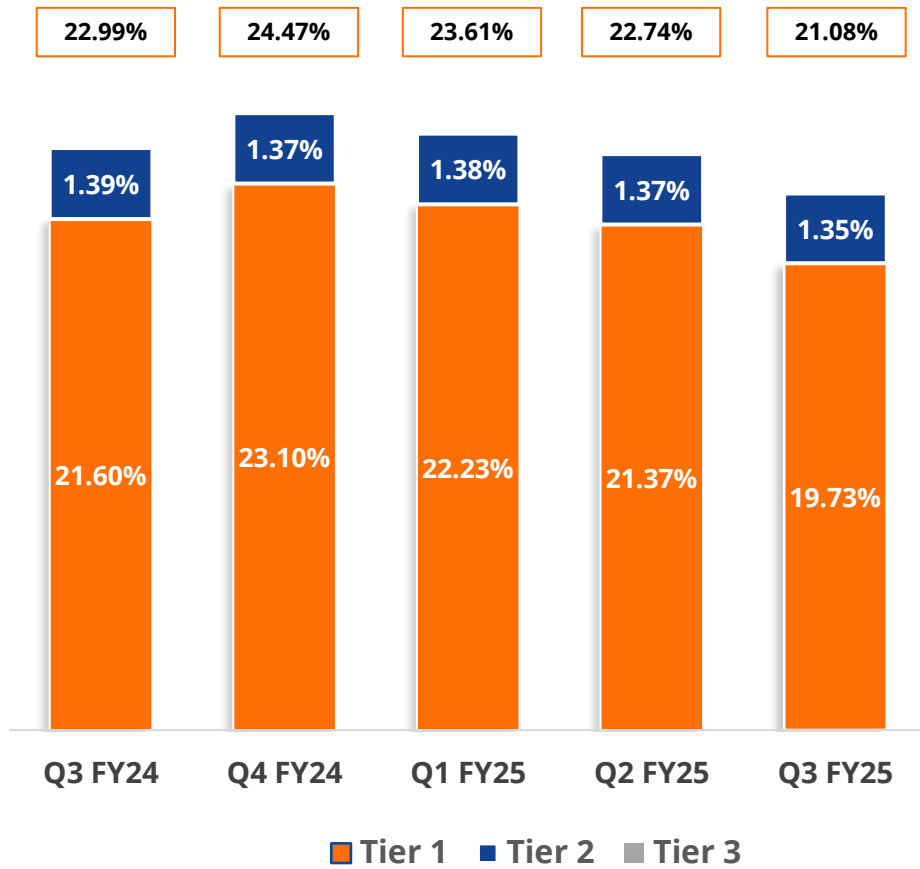
Asset Quality



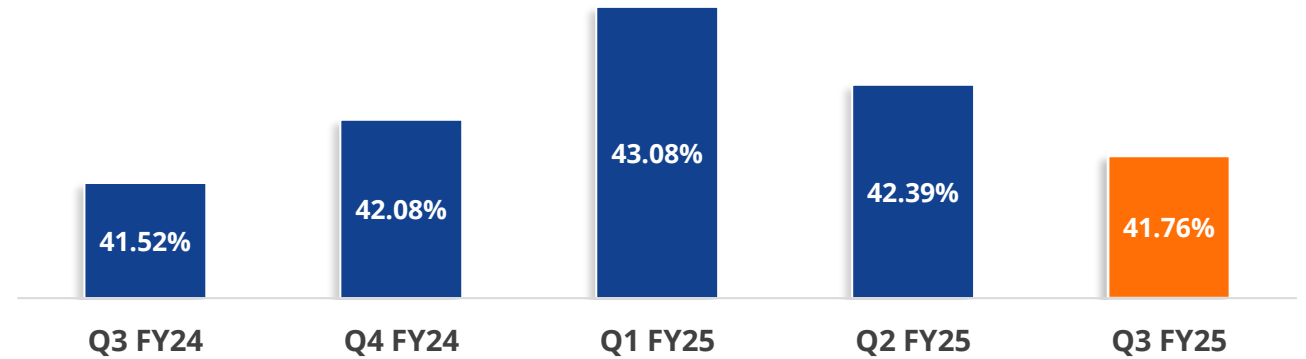
Gross NPA Movement	Q3 FY24	Q4 FY24	Q1 FY25	Q2 FY25	Q3 FY25
Opening Balance of Gross NPA	285	279	361	424	452
Additions	36	122	103	64	62
Sub Total (A)	321	401	464	488	514
Less					
(i) Upgradations	12	7	7	7	12
(ii) Recoveries	22	32	23	17	29
(iii) Write-Offs (incl. PWO)	8	1	10	12	15
Sub Total (B)	42	40	40	36	56
Closing Balance of Gross NPA (A-B)	279	361	424	452	458

Key Performance Matrix (contd.)

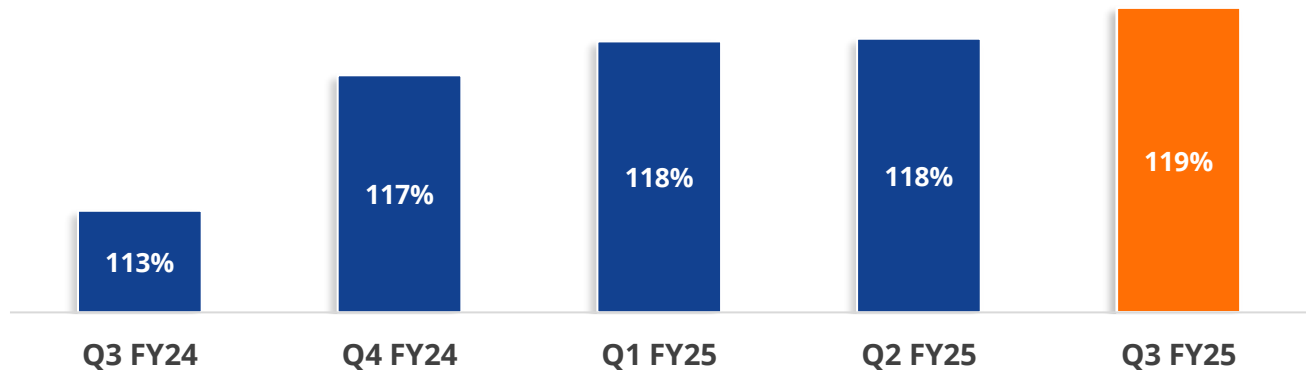
Capital Adequacy Ratio



RWA to Total Exposure



Average Liquidity Coverage Ratio



Profit and Loss Account

	Q3 FY24	Q2 FY25	Q3 FY25	YoY	QoQ
Interest Income	762	865	919	21%	6%
Interest Expense	379	497	544	43%	9%
Net Interest Income	383	367	375	-2%	2%
Treasury Profit	13	29	8	-33%	-71%
Fee income	112	170	211	87%	24%
Net Operating Income	508	567	595	17%	5%
Staff Cost	173	185	196	13%	6%
Other Opex	139	181	178	28%	-2%
Total Opex	312	367	374	20%	2%
Operating Profit	196	200	221	13%	10%

	Q3 FY24	Q2 FY25	Q3 FY25	YoY	QoQ
Operating Profit	196	200	221	13%	10%
Provision for NPA	-6	6	7	219%	21%
Other Provisions	1	8	10	NA	18%
Total Provisions	-5	14	17	NA	19%
Profit Before Tax	200	186	204	2%	9%
Tax	50	48	52	4%	9%
Profit/Loss After Tax	150	138	152	1%	10%

(₹ crore)

Company
Overview

Strategy

Business
Overview

Financials

Digital
Penetration

ESG

Awards

Profit and Loss Account

	9M FY24	9M FY25	YoY
Interest Income	2133	2,616	23%
Interest Expense	1042	1,511	45%
Net Interest Income	1091	1,105	1%
Treasury Profit	31	47	54%
Fee income	356	544	52%
Net Operating Income	1478	1,695	15%
<i>Staff Cost</i>	<i>525</i>	<i>558</i>	<i>6%</i>
<i>Other Opex</i>	<i>401</i>	<i>544</i>	<i>36%</i>
Total Opex	926	1,102	19%
Operating Profit	552	593	8%

	9M FY24	9M FY25	YoY
Operating Profit	552	593	8%
Provision for NPA	-10	33	NA
Other Provisions	7	18	153%
Total Provisions	-3	50	NA
Profit Before Tax	555	543	-2%
Tax	140	140	0%
Profit/Loss After Tax	415	403	-3%

(₹ crore)

Company
Overview

Strategy

Business
Overview

Financials

Digital
Penetration

ESG

Awards

Balance Sheet

Liabilities	Dec. 31, 2023	Sept. 30, 2024	Dec. 31, 2024	YoY(%)	QoQ (%)
Capital	174	174	174	0%	0%
Reserves & Surplus	3451	3967	4103	19%	3%
Deposits	27345	31840	33407	22%	5%
<i>Of which CASA</i>	7543	7670	8042	7%	5%
Borrowings	1361	2347	4474	229%	91%
Other Liabilities & Provisions	703	1136	951	35%	-16%
Total	33034	39464	43109	30%	9%
Assets					
Cash & Balance with RBI	2046	3037	2335	14%	-23%
Balance with Banks Money at call & Short Notice	55	280	517	841%	85%
Investments	7153	8370	10132	42%	21%
Advances	22658	26602	28639	26%	8%
Fixed Assets	330	486	557	68%	15%
Other Assets	792	689	929	17%	35%
Total	33034	39464	43109	30%	9%

(₹ crore)

Company
Overview

Strategy

Business
Overview

Financials

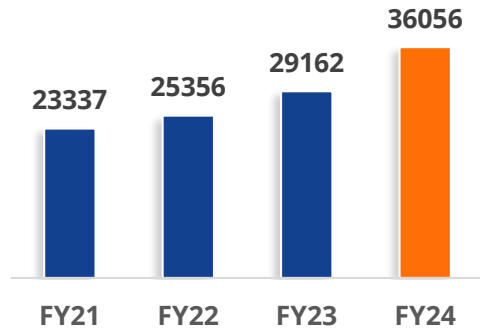
Digital
Penetration

ESG

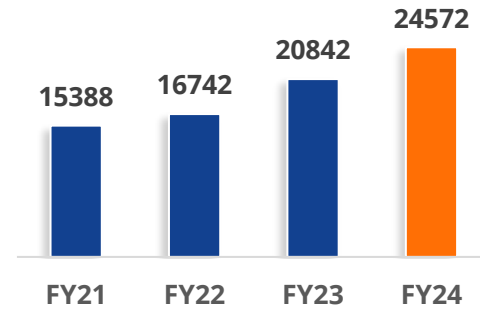
Awards

Key Performance Matrix (contd.)

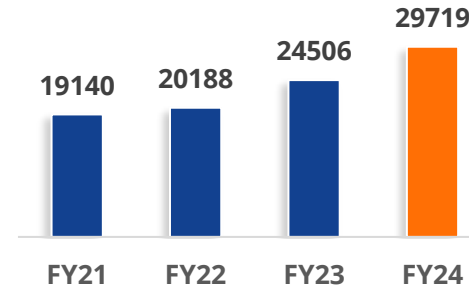
Balance Sheet Size



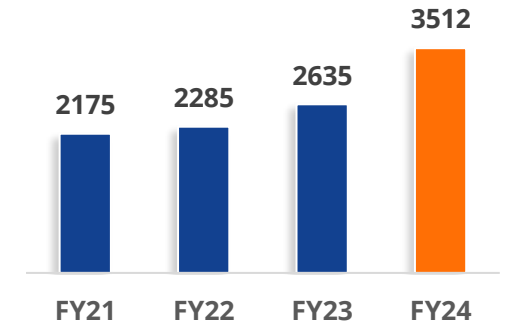
Gross Advances



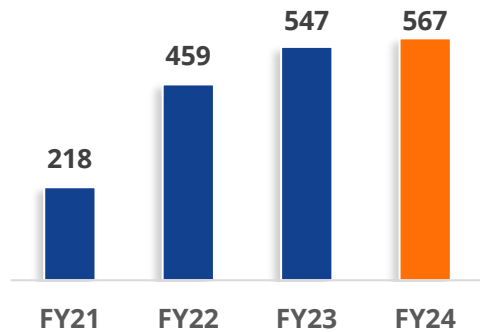
Deposits



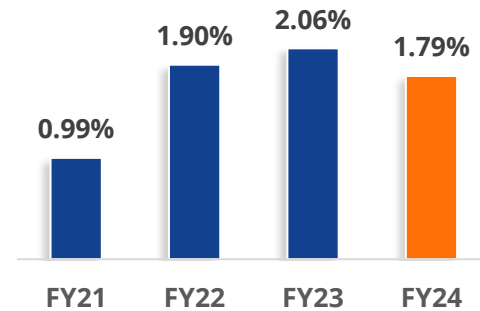
Total Income



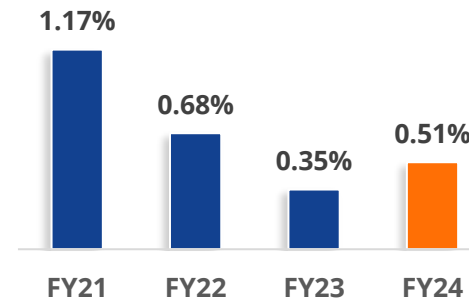
Profit After Tax



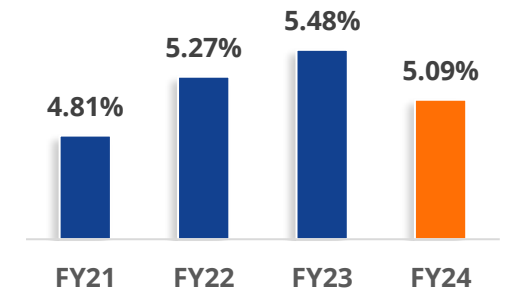
ROA



Net NPA



NIM



(₹ crore)

Company
Overview

Strategy

Business
Overview

Financials

Digital
Penetration

ESG

Awards

Technology Infrastructure Transformation

1. Four new Datacenters have been built and commissioned.
2. Private Cloud has been built and ready to use.
3. All Bank Branches have been provided with resilient high network bandwidth for running the business.
4. Infrastructure Transformation Programme has replaced the Datacenter hardware with modern cutting-edge technologies.
5. Technology Command Center has been setup in Turbhe, Navi Mumbai to monitor and control the entire technology estate.

Core Systems Transformation

1. New Core Banking System (Flexcube) from Oracle is under implementation and will be ready in Q1 FY26. This will include Payment System, Virtual Account Management, Digital Channels (Mobile Banking, Internet Banking) and Trade Finance.
2. New Finance System, Oracle General Ledger is under implementation and will be ready in Q1 FY26.
3. New Risk Management System, Oracle OFSAA is under implementation and will be ready in Q3 FY26





Surround Systems Transformation





1. New Digital Customer Onboarding system is live.
2. New HR System has been commissioned.
3. New Compliance System has been commissioned.
4. New Digital Call Center has been commissioned.
5. Retail Lending systems for Gold, Two-Wheeler, LAP are live.
6. Corporate and SME Lending Systems is live.
7. New Lead Management System is live.
8. Enterprise Service Bus and API Ecosystem is live for system integration and Partners Integration.
9. New Servicenow Automation platform is live

Cybersecurity Systems Transformation

1. WAF (Web Application Firewall) is implemented for Application security.
2. Radware DDOS (Distributed Denial of Service) implemented in both DC & DR to detect & mitigate DDOS attacks.
3. To efficiently respond to security threats at end points, we have implemented EDR solution from Checkpoint.
4. Implemented SPLUNK for effective detection & response to Security Incidence.
5. Fraud Risk Management solution is under implementation.
6. New Early Warning System is under Implementation

Enhancing Digital Footprint

6.27 lakh+	Mobile Banking Users	
6.37 lakh+	Net Banking Users	
1124 lakh+	Digital Transaction*	
87.10%	% of Digital Transaction*	

	PoS Machine Installations	2,300+
	Credit Cards	1.54 lakh+
	QR Installations	16,400+
	Debit Cards	9.50 lakh+

*for 9M FY25

- Energy Efficiency
- Reduction of GHG Emissions
- Effluent and Waste Management
- Sustainable Procurement Practices
- Promotion of Digital Initiatives
- ESG impact assessment in lending
- Climate Risk Assessment/Stress Tests

Environmental



- Employees- We Care through Equality, Diversity, Growth and Inclusion
- Customers- Customer Centricity /Experience, Grievance Redressal Forum, Feedback Mechanism
- Community- CSR Initiatives, Responsible Banking, Distribution, FI initiatives
- Cyber Security- ISO 27001 certification, Policies, Audits, 24/7 FRM cell

Social



- ESG /Sustainable Development Policy
- Board Oversight/ Diversity/ Stakeholder Engagement
- Board/Board Committees comprise of Independent Directors
- Minority Shareholder Participation & Protection Mechanisms
- Compliance/Vigilance Policies and Framework

Governance



Awards & Recognition

Indian CSR Awards for the Best Healthcare of the year Initiative for the dialysis project jointly executed with Fairfax foundation.



CSB Bank has won the award under special mention, innovative sub-category in the IBA CISO elevator pitch competition.



CSB-Deloitte Collaboration Wins Best HR Transformation Award

CEO of the year awarded to Mr. Pralay Mondal during the prestigious Asia Business Leader of the Year 23rd Edition



Awards & Recognition



Bagged the Best bank Award in Small Bank category – 16th edition of the annual Mint BFSI Summit for FY 2023-24



Bagged 3 awards in the 2nd ICC Emerging Asia Banking Conclave & Awards, 2024 by Indian Chamber of Commerce

- Best Bank - India Private Sector Bank (Small)
- Best Performance on Growth - India Private Sector Bank (Small)
- Best Performance on Risk Management - India Private Sector Bank (Small)



CSB Bank awarded with the Treasury Sustainability Award for FY '24 during the India Treasury Summit 2024 event.

This presentation has been prepared by CSB Bank Limited (the “Bank”) solely for information purposes, without regard to any specific objectives, financial situations or informational needs of any particular person. All information contained herein has been prepared solely by the Bank. No information contained herein has been independently verified by anyone else. This presentation may not be copied, distributed, redistributed or disseminated, directly or indirectly, in any manner. This presentation does not constitute an offer or invitation, directly or indirectly, to purchase or subscribe for any securities of the Bank by any person in any jurisdiction, including India and the United States. No part of it should form the basis of or be relied upon in connection with any investment decision or any contract or commitment to purchase or subscribe for any securities. Any person placing reliance on the information contained in this presentation or any other communication by the Bank does so at his or her own risk and the Bank shall not be liable for any loss or damage caused pursuant to any act or omission based on or in reliance upon the information contained herein. No representation or warranty, express or implied, is made as to, and no reliance should be placed on, the fairness, accuracy, completeness or correctness of the information or opinions contained in this presentation. Such information and opinions are in all events not current after the date of this presentation. Further, past performance is not necessarily indicative of future results. This presentation is not a complete description of the Bank. This presentation may contain statements that constitute forward-looking statements. All forward looking statements are subject to risks, uncertainties and assumptions that could cause actual results to differ materially from those contemplated by the relevant forward-looking statement. Important factors that could cause actual results to differ materially include, among others, future changes or developments in the Bank’s business, its competitive environment and political, economic, legal and social conditions. Given these risks, uncertainties and other factors, viewers of this presentation are cautioned not to place undue reliance on these forward-looking statements. The Bank disclaims any obligation to update these forward-looking statements to reflect future events or developments. Except as otherwise noted, all of the information contained herein is indicative and is based on management information, current plans and estimates in the form as it has been disclosed in this presentation. Any opinion, estimate or projection herein constitutes a judgment as of the date of this presentation and there can be no assurance that future results or events will be consistent with any such opinion, estimate or projection. The Bank may alter, modify or otherwise change in any manner the content of this presentation, without obligation to notify any person of such change or changes. The accuracy of this presentation is not guaranteed, it may be incomplete or condensed and it may not contain all material information concerning the Bank. This presentation is not intended to be an offer document or a prospectus under the Companies Act, 2013 and Rules made thereafter, as amended, the Securities and Exchange Board of India (Issue of Capital and Disclosure Requirements) Regulations, 2009, as amended or any other applicable law. Figures for the previous period / year have been regrouped wherever necessary to conform to the current period’s / year’s presentation. Total in some columns / rows may not agree due to rounding off. Note: All financial numbers in the presentation are from Audited Financials or Limited Reviewed financials or based on Management estimates.



CSB BANK LIMITED

Regd. Office: CSB Bhavan, St. Mary's College
Road, Thrissur, Kerala 680 020

Tel: +91 487 2333020

Fax: +91 487 2338764

Email: board@csb.co.in

CIN: L65191KL1920PLC000175

THANKYOU
THANKYOU
THANKYOU
THANKYOU
THANKYOU