

CYBELE INDUSTRIES LTD

NO.138, SIDCO Industrial Estate,
Ambattur, Chennai- 600 098.
Ph.No.044-32958399, 32957015, Fax 044-43111117
E-mail: corporate@qflexcable.com Website: www.cybele.co.in
CIN: L31300TN1993PLC025063

Ref.: Sect/2024-25

Date: 14.11.2024

The General Manager
Corporate Relations Department
BSE Limited
Floor 25 , P J Towers,
Dalal Street,
Mumbai - 400 001.

Through: BSE Listing Centre

Scrip Code: 531472

Dear Sir / Madam,

Sub: Outcome of Board Meeting Under Regulation 30 and 33 of the SEBI (Listing Obligations and Disclosure Requirements) Regulations, 2015.

We hereby inform you that The Board at their meeting, held today, i.e. Thursday, 14th Nov 2024, have approved and taken on record the unaudited standalone and consolidated financial results and along with Limited Review Report given by the Auditor, for the second quarter and half year ended 30th Sep 2024.

The Unaudited Standalone and Consolidated Financial Results, alongwith Limited Review Report, for the second quarter and half year ended 30th September, 2024 are enclosed herewith. You are requested to take the same on records pursuant to Regulation 30 & 33 SEBI (Listing Obligations and Disclosure Requirements) Regulations, 2015.

The Board meeting commenced at 4.00 p.m. and concluded at 6:15 p.m. The above information is also available on the website of the Company: www.qflexcable.com

This is for your information and records.

Thanking you,

Yours faithfully,
for **Cybele Industries Limited**

P. Raja Sekaran
Company Secretary
Encl: As above.

Auditor's Review Report on the Standalone Unaudited Financial Results for the Quarter & Six months ended September 2024 pursuant to the Regulation 33 and 52 of the SEBI (Listing Obligations and Disclosure Requirements) Regulations, 2015, as amended

**Review Report to
The Board of Directors
Cybele Industries Limited**

1. We have reviewed the accompanying statement of unaudited standalone financial results of Cybele Industries Limited (the "Company") for the quarter ended September 30, 2024 and year to date from April 01, 2024 to September 30, 2024 (the "Statement") attached herewith, being submitted by the Company pursuant to the requirements of Regulation 33 and 52 of the SEBI (Listing Obligations and Disclosure Requirements) Regulations, 2015, as amended (the "Listing Regulations").
2. The Company's Management is responsible for the preparation of the Statement in accordance with the recognition and measurement principles laid down in Indian Accounting Standard 34, (Ind AS 34) "Interim Financial Reporting" prescribed under Section 133 of the Companies Act, 2013 as amended, read with relevant rules issued thereunder and other accounting principles generally accepted in India and in compliance with Regulation 33 and 52 of the Listing Regulations. The Statement has been approved by the Company's Board of Directors. Our responsibility is to express a conclusion on the Statement based on our review.
3. We conducted our review of the Statement in accordance with the Standard on Review Engagements (SRE) 2410, "Review of Interim Financial Information Performed by the Independent Auditor of the Entity" issued by the Institute of Chartered Accountants of India. This standard requires that we plan and perform the review to obtain moderate assurance as to whether the Statement is free of material misstatement. A review of interim financial information consists of making inquiries, primarily of persons responsible for financial and accounting matters, and applying analytical and other review procedures. A review is substantially less in scope than an audit conducted in accordance with Standards on Auditing and consequently does not enable us to obtain assurance that we would become aware of all significant matters that might be identified in an audit. Accordingly, we do not express an audit opinion.



4. Based on our review conducted as above, nothing has come to our attention that causes us to believe that the accompanying Statement, prepared in accordance with the recognition and measurement principles laid down in the aforesaid Indian Accounting Standards ('Ind AS') specified under Section 133 of the Companies Act, 2013 as amended, read with relevant rules issued thereunder and other accounting principles generally accepted in India, has not disclosed the information required to be disclosed in terms of the Listing Regulations, including the manner in which it is to be disclosed, or that it contains any material misstatement.

Place: Chennai
Date: 14.11.2024

For Karpagam Krishnan and Natarajan
Chartered Accountants

SREEDHARAN

Digitally signed by
SREEDHARAN
Date: 2024.11.14 18:16:14
+05'30'

Firm Reg No.001748S
CA.P.V.Sreedharan
Partner
Membership No.006330
UDIN: 24006330BKFKYC9618



Auditor's Review Report on the Consolidated Unaudited Financial Results for the Quarter & Six months ended September 2024 pursuant to the Regulation 33 and 52 of the SEBI (Listing Obligations and Disclosure Requirements) Regulations, 2015, as amended

**Review Report to
The Board of Directors
Cybele Industries Limited**

1. We have reviewed the accompanying Statement of Unaudited Consolidated Financial Results of Cybele Industries Limited (the "Holding Company") and its subsidiaries for the quarter ended September 30, 2024 and year to date from April 01, 2024 to September 30, 2024 (the "Statement") attached herewith, being submitted by the Holding Company pursuant to the requirements of Regulation 33 and 52 of the SEBI (Listing Obligations and Disclosure Requirements) Regulations, 2015, as amended (the "Listing Regulations").
2. The Holding Company's Management is responsible for the preparation of the Statement in accordance with the recognition and measurement principles laid down in Indian Accounting Standard 34, (Ind AS 34) "Interim Financial Reporting" prescribed under Section 133 of the Companies Act, 2013 as amended, read with relevant rules issued thereunder and other accounting principles generally accepted in India and in compliance with Regulation 33 and 52 of the Listing Regulations. The Statement has been approved by the Holding Company's Board of Directors. Our responsibility is to express a conclusion on the Statement based on our review.
3. We conducted our review of the Statement in accordance with the Standard on Review Engagements (SRE) 2410, "Review of Interim Financial Information Performed by the Independent Auditor of the Entity" issued by the Institute of Chartered Accountants of India. This standard requires that we plan and perform the review to obtain moderate assurance as to whether the Statement is free of material misstatement. A review of interim financial information consists of making inquiries, primarily of persons responsible for financial and accounting matters, and applying analytical and other review procedures. A review is substantially less in scope than an audit conducted in accordance with Standards on Auditing and consequently does not enable us to obtain assurance that we would become aware of all significant matters that might be identified in an audit. Accordingly, we do not express an audit opinion.



We also performed procedures in accordance with the Master Circular issued by the Securities and Exchange Board of India under Regulation 33(8) of the Listing Regulations, to the extent applicable.

4. The Statement includes the results of the following entities:

Name of the Entity	Relationship
Cybele Industries Limited	Holding Company
Cybele Electra Private Limited	Subsidiary Company
Cybele Electronics Private Limited	Subsidiary Company

5. Based on our review conducted and procedures performed as stated in paragraph 3 above and based on the consideration of the review of financial results/information certified by the management referred to in paragraph 6 and 7 respectively, nothing has come to our attention that causes us to believe that the accompanying Statement, prepared in accordance with recognition and measurement principles laid down in the aforesaid Indian Accounting Standards ('Ind AS') specified under Section 133 of the Companies Act, 2013, as amended, read with relevant rules issued thereunder and other accounting principles generally accepted in India, has not disclosed the information required to be disclosed in terms of the Listing Regulations, including the manner in which it is to be disclosed, or that it contains any material misstatement.
6. The accompanying Statement includes the unaudited interim financial results and other financial information, in respect of:

Two subsidiaries, whose unaudited interim financial results include total assets of Rs.114.37 lakhs as at September 30,2024, total revenue of Rs 55.81 lakhs, total net profit after tax of (Rs.41.74) lakhs and (Rs.68.04) lakhs, and the period ended on that date as considered in the Statement which have been reviewed by us.

The financial results of these entities have been furnished to us by the Management and our conclusion on the Statement, in so far as it relates to the amounts and disclosures in respect of these subsidiaries is based solely on the report and procedures performed by us as stated in paragraph 3 above.



7. The accompanying Statement includes unaudited interim financial results and other unaudited financial information in respect of:

Two subsidiaries, whose interim financial results and other financial information reflect total assets of Rs 114.37 lakhs as at September 30, 2024, and total revenues of Rs.55.81 lakhs, total net profit after tax of (Rs.41.74) lakhs and (Rs.68.04) lakhs, and the period ended September 30, 2024 and the period ended on that date respectively. The unaudited interim financial information/ financial results and other unaudited financial information of these subsidiaries have been approved and furnished to us by the Management and our conclusion on the Statement, in so far as it relates to the affairs of these subsidiaries is based solely on such unaudited interim financial results and other unaudited financial information. According to the information and explanations given to us by the Management, these interim financial information/financial results are not material to the Group.

8. Our conclusion on the Statement in respect of matters stated in para 6 and 7 above is not modified with respect to our reliance on the work done and the reports of the other auditors and the financial results/financial information certified by the Management.

Place: Chennai
Date: 14.11.2024

For Karpagam Krishnan and Natarajan
Chartered Accountants

SREEDHARAN

Digitally signed by
SREEDHARAN
Date: 2024.11.14 18:17:06
+05'30'

Firm Reg No.001748S
CA.P.V.Sreedharan
Partner
Membership No.006330
UDIN: 24006330BKFKYD6509



CYBELE INDUSTRIES LTD


CIN: L31300TN1993PLC025063

Regd Office: 138, SIDCO INDUSTRIAL ESTATE, AMBATTUR, CHENNAI -600 098.

Email : corporate@qflexcable.com; website: cybele.co.in

Standalone Statement of Profit & Loss for the Quarter and Six Months Ended September 30, 2024

S.No	Particulars	Rs. in Lacs except Earning Per Share					
		Quarter Ended			Six Months Ended		Year Ended
		Quarter ended 30 September 2024	Quarter ended 30 June 2024	Quarter ended 30 September 2023	Six Months ended 30 September 2024	Corresponding Six months ended 30 September 2023	Year ended 31 March 2024
	Unaudited	Unaudited	Unaudited	Unaudited	Unaudited	Audited	
1	(a) Revenue from operations	341.22	392.83	1301.26	734.05	1806.33	3548.34
	(b) Other income	4.44	7.77	1.91	12.21	10.47	90.51
	Total income from operations (1(a)+1(b))	345.66	400.60	1303.17	746.26	1816.80	3638.85
2	Expenses						
	(a) Cost of materials consumed	611.26	365.86	815.76	977.12	1606.13	2640.06
	(b) Purchases of stock-in-trade	0.00	0.00		0.00	0.00	0.00
	(c) Changes in inventories of finished goods, work-in-progress and stock-in-trade	103.30	163.80	152.10	267.10	-273.60	-153.83
	(d) Employee benefits expense	103.01	171.91	162.77	274.92	290.14	659.95
	e) Finance costs	26.44	29.91	30.86	56.35	58.63	121.87
	(f) Depreciation and amortisation expense	19.74	19.55	19.55	39.29	37.64	79.08
	(g) Other expenses	61.04	61.36	81.90	122.40	143.94	318.82
	Total expenses	924.79	812.39	1262.94	1737.18	1862.88	3665.95
3	Profit / (Loss) from operations before exceptional items and tax(1-2)	-579.13	-411.79	40.23	-990.92	-46.08	-27.10
4	Exceptional items	0.00	0.00	0.00	0.00	0.00	0.00
5	Profit / (Loss) before tax (3 + 4)	-579.13	-411.79	40.23	-990.92	-46.08	-27.10
6	Tax expense						
	(a) Current Tax	0.00	0.00	0.00	0.00	0.00	0.00
	(b) Deferred Tax	0.17	-0.04	1.21	0.12	0.73	-19.83
7	Net Profit/Loss for the period from continuing operations(5-6)	-579.30	-411.75	39.02	-991.04	-46.81	-7.27
8	Net Profit/Loss from discontinued operations	0.00	0.00	0.00	0.00	0.00	0.00
9	Tax expenses of discontinued operations	0.00	0.00	0.00	0.00	0.00	0.00
10	Net Profit/Loss from discontinued operations after tax (8-9)	0.00	0.00	0.00	0.00	0.00	0.00
11	Net Profit/Loss for the period (7+10)	-579.30	-411.75	39.02	-991.04	-46.81	-7.27
12	Other Comprehensive Income						
	A (i) Items that will not be reclassified to profit or loss	0.00	0.00	0.00	0.00	0.00	12.14
	(ii) Income Tax relating to items that will not be reclassified to profit or loss	0.00	0.00	0.00	0.00	0.00	0.00
	B (i) Items that will be reclassified to profit or loss	0.00	0.00	0.00	0.00	0.00	0.00
	(ii) Income Tax relating to items that will be reclassified to profit or loss	0.00	0.00	0.00	0.00	0.00	0.00
	Other Comprehensive income	0.00	0.00	0.00	0.00	0.00	0.00
13	Total Comprehensive Income for the period (11+12) Comprising Profit(loss) and other comprehensive income for the period)	-579.30	-411.75	39.02	-991.04	-46.81	4.87
14	Paid-up equity share capital	1069.58	1069.58	1069.58	1069.58	1069.58	1069.58
	(Face Value of the Share shall be indicated)	10.00	10.00	10.00	10.00	10.00	10.00
15	Other Equity						1685.97
16	Earnings per share (before extraordinary items) (of 10 /- each) (not annualised):						
	(a) Basic	-5.42	-3.85	0.36	-9.27	-0.44	0.05
	(b) Diluted	-5.42	-3.85	0.36	-9.27	-0.44	0.05
17	Earnings per share (after extraordinary items) (of Rs.10/- each) (not annualised):						
	(a) Basic	-5.42	-3.85	0.36	-9.27	-0.44	0.05
	(b) Diluted	-5.42	-3.85	0.36	-9.27	-0.44	0.05



for CYBELE INDUSTRIES LIMITED


(Signature)

THOMAS P JOY
MANAGING DIRECTOR

Place: Chennai
Date : 14.11.2024

CYBELE INDUSTRIES LTD			
CIN: L31300TN1993PLC025063			
Regd Office: 138, SIDCO INDUSTRIAL ESTATE, AMBATTUR, CHENNAI -600 098.			
Email : corporate@qflexcable.com; website: cybele.co.in			
STANDALONE STATEMENT OF ASSETS AND LIABILITIES			
S.No.	Particulars	As at 30-09-2024 (Unaudited)	Rs. In Lacs. As at 31-03-2024 (Audited)
A	ASSETS		
1	Non-current assets		
	(a) Fixed assets	6,085.29	6,119.43
	(b) Goodwill on consolidation * (c) Non-current investments	-	
	(d) Deferred tax assets (net)	-	
	(e) Long-term loans and advances	-	
	(f) Other non-current assets	548.80	548.80
	Sub-total - Non-current assets	6,634.09	6,668.23
2	Current assets		
	(a) Current investments	-	
	(b) Inventories	305.93	853.27
	(c) Trade receivables	213.16	573.34
	(d) Cash and cash equivalents	20.88	30.40
	(e) Short-term loans and advances	-	
	(f) Other current assets	104.92	59.24
	Sub-total - Current assets	644.89	1,516.25
	TOTAL - ASSETS	7,278.98	8,184.48
A	EQUITY AND LIABILITIES		
1	Shareholders' funds		
	(a) Share capital	1,069.58	1,069.58
	(b) Reserves and surplus	3,878.85	4,869.89
	(c) Money received against share warrants	-	
	Sub-total - Shareholders' funds Share application money pending allotment Minority interest *	4,948.43	5,939.47
2	Non-current liabilities		
	(a) Long-term borrowings	1,081.63	700.96
	(b) Deferred tax liabilities (net)	31.30	31.18
	(c) Other long-term liabilities		
	(d) Long-term provisions	40.56	40.78
	Sub-total - Non-current liabilities	1,153.49	772.92
3	Current liabilities		
	(a) Short-term borrowings	969.14	1,169.76
	(b) Trade payables	168.47	167.86
	(c) Other current liabilities	33.03	127.76
	(d) Short-term provisions	6.42	6.71
	Sub-total - Current liabilities	1,177.06	1,472.09
	TOTAL - EQUITY AND LIABILITIES	7,278.98	8,184.48

Place: Chennai
Date : 14.11.2024



for **CYBELE INDUSTRIES LIMITED**

THOMAS P JOY
MANAGING DIRECTOR

CYBELE INDUSTRIES LTD

CIN: L31300TN1993PLC025063

Regd Office: 138, SIDCO INDUSTRIAL ESTATE, AMBATTUR, CHENNAI -600 098.

Email : corporate@qflexcable.com; website: cybele.co.in

Standalone Segment wise Revenue, Results and Assets and Liabilities for the quarter and six months ended on 30-09-2024

S.No	Particulars	Rs. in Lacs					
		Quarter Ended			Six Months Ended		Year Ended
		Quarter ended 30 September 2024	Quarter ended 30 June 2024	Quarter ended 30 September 2023	Six Months ended 30 September 2024	Corresponding Six months ended 30 September 2023	Year ended 31 March 2024
	Unaudited	Unaudited	Unaudited	Unaudited	Unaudited	Audited	
1	Segment Revenue (Net Sales/ Income from each segment)						
	a) Cables	345.66	400.60	1303.17	746.26	1,816.80	3638.85
	b) Real Estate	-	-	-	-	-	-
	Total	345.66	400.60	1303.17	746.26	1816.80	3638.85
2	Segment Results (Profit before tax and interest)						
	a) Cables	-535.82	-434.64	78.87	-910.64	29.96	87.72
	b) Real Estate	-16.87	-7.06	-7.78	-23.93	-17.41	-35.74
	Total	-552.69	-441.70	71.09	-934.57	12.55	51.98
	Less Finance cost	26.44	-29.91	30.86	56.35	58.63	79.08
	Total profit before tax	-579.13	-411.79	40.23	-990.92	-46.08	-27.10
3	Segment Assets						
	a) Cables	1540.58	2061.50	2600.69	1,540.58	2618.02	2586.07
	b) Real Estate	5597.89	5598.03	2405.17	5,597.89	2405.17	5598.41
	Total	7138.47	7659.53	5005.86	7138.47	5023.19	8184.48
4	Segment Liabilities						
	a) Cables	2,217.40	2036.88	2204.19	2,217.40	2609.98	2150.01
	b) Real Estate	79.17	72.49	95.85	79.17	95.85	94.70
	Total	2296.57	2109.37	2300.04	2296.57	2705.83	2244.71

Note:

- The above financial results were reviewed and recommended by the Audit Committee and approved by the Board of Directors at their respective meetings held on 14 Nov 2024. The Statutory Auditors have carried out a limited review of these financial results.
- The figures pertaining to previous periods have been regrouped, reclassified and restated wherever considered necessary in conformity with the present classification.



for **CYBELE INDUSTRIES LIMITED**

THOMAS P JOY
MANAGING DIRECTOR

Place: Chennai
Date : 14.11.2024

CYBELE INDUSTRIES LTD

CIN: L31300TN1993PLC025063

No.138, SIDCO Industrial Estate, Ambattur, Chennai - 600 098

STANDALONE STATEMENT OF CASH FLOWS


Rs. in Lakhs

Particulars	For the Six Month Ended 30.09.2024	For the Six Month Ended 30.09.2023
A. Cash flow from operating activities		
Net Profit / (Loss) before tax	(990.91)	(46.08)
<i>Add:</i>		
Depreciation	39.29	37.64
Finance costs	56.35	58.63
Operating profit before working capital changes	(895.27)	50.19
Adjustments for changes in working capital		
Inventories	547.34	(294.84)
Trade receivables	360.18	(77.49)
Short-term loans and advances	(45.68)	(7.19)
Trade payables	0.60	51.79
Other current liabilities	(295.34)	127.01
Short-term provisions	(0.53)	10.40
Net cash flow from / (used in) operating activities (A)	(328.70)	(140.13)
B. Cash flow from investing activities		
Purchase of property, plant and equipment	(5.15)	(10.63)
Proceeds from sale of property, plant and equipment	-	-
Purchase long term investments	-	-
- Others	-	-
Proceeds from sale of long-term investments	-	-
Net cash flow from / (used in) investing activities (B)	(5.15)	(10.63)
C. Cash flow from financing activities		
Proceeds from issue of equity shares	-	-
Proceeds from/(repayment) long term borrowings net	380.67	200.67
Proceeds from/(repayment) short term borrowings net	-	-
Finance cost	(56.35)	(58.63)
Net cash flow from / (used in) financing activities (C)	324.32	142.04
Net increase / (decrease) in Cash and cash equivalents (A+B+C)	(9.53)	(8.72)
Cash and cash equivalents at the beginning of the year	30.41	24.12
Cash and cash equivalents at the end of the year	20.88	15.40

Note: The above Statement of Cash Flows has been prepared under the 'Indirect Method' as set out in Ind AS 7 - 'Statement of Cash Flows'

Place: Chennai
Date: 14.11.2024

for **CYBELE INDUSTRIES LIMITED**


THOMAS P JOY
MANAGING DIRECTOR

CYBELE INDUSTRIES LTD

CIN: L31300TN1993PLC025063

Regd Office: 138, SIDCO INDUSTRIAL ESTATE, AMBATTUR, CHENNAI -600 098.

Email : corporate@qflexcable.com; website: cybele.co.in

Consolidated Statement of Profit & Loss for the Quarter and Six Months Ended September 30, 2024

S.No	Particulars	Rs. in Lacs except Earning Per Share					
		Quarter Ended			Six Months Ended		Year Ended
		Quarter ended 30 September 2024	Quarter ended 30 June 2024	Quarter ended 30 September 2023	Six Months ended 30 September 2024	Corresponding Six months ended 30 September 2023	Year ended 31 March 2024
		Consolidated Unaudited	Standalone Unaudited	Standalone Unaudited	Consolidated Unaudited	Standalone Unaudited	Standalone Audited
1	(a) Revenue from operations	397.03	392.83	1301.26	789.86	1806.33	3548.34
	(b) Other income	4.44	7.77	1.91	12.21	10.47	90.51
	Total income from operations (1(a)+1(b))	401.47	400.60	1303.17	802.07	1816.80	3638.85
2	Expenses						
	(a) Cost of materials consumed	710.60	365.86	815.76	1076.46	1606.13	2640.06
	(b) Purchases of stock-in-trade	0.00	0.00		0.00	0.00	0.00
	(c) Changes in inventories of finished goods, work-in-progress and stock-in-trade	76.07	163.80	152.10	239.87	-273.60	-153.83
	(d) Employee benefits expense	173.14	171.91	162.77	345.06	290.14	659.95
	e) Finance costs	26.44	29.91	30.86	56.35	58.63	121.87
	(f) Depreciation and amortisation expense	19.74	19.55	19.55	39.29	37.64	79.08
	(g) Other expenses	84.38	61.36	81.90	145.73	143.94	318.82
	Total expenses	1090.37	812.39	1262.94	1902.76	1862.88	3665.95
3	Profit / (Loss) from operations before exceptional items and tax(1-2)	-688.90	-411.79	40.23	-1100.69	-46.08	-27.10
4	Exceptional items	0.00	0.00	0.00	0.00	0.00	0.00
5	Profit / (Loss) before tax (3 + 4)	-688.90	-411.79	40.23	-1100.69	-46.08	-27.10
6	Tax expense						
	(a) Current Tax	0.00	0.00	0.00	0.00	0.00	0.00
	(b) Deferred Tax	0.17	-0.04	1.21	0.12	0.73	-19.83
7	Net Profit/Loss for the period from continuing operations(5-6)	-689.07	-411.75	39.02	-1100.81	-46.81	-7.27
8	Net Profit/Loss from discontinued operations	0.00	0.00	0.00	0.00	0.00	0.00
9	Tax expenses of discontinued operations	0.00	0.00	0.00	0.00	0.00	0.00
10	Net Profit/Loss from discontinued operations after tax (8-9)	0.00	0.00	0.00	0.00	0.00	0.00
11	Net Profit/Loss for the period (7+10)	-689.07	-411.75	39.02	-1100.81	-46.81	-7.27
12	Other Comprehensive Income						
	A (i) Items that will not be reclassified to profit or loss	0.00	0.00	0.00	0.00	0.00	12.14
	(ii) Income Tax relating to items that will not be reclassified to profit or loss	0.00	0.00	0.00	0.00	0.00	0.00
	B (i) Items that will be reclassified to profit or loss	0.00	0.00	0.00	0.00	0.00	0.00
	(ii) Income Tax relating to items that will be reclassified to profit or loss	0.00	0.00	0.00	0.00	0.00	0.00
	Other Comprehensive income	0.00	0.00	0.00	0.00	0.00	0.00
13	Total Comprehensive Income for the period (11+12) Comprising Profit(loss) and other comprehensive income for the period)	-689.07	-411.75	39.02	-1100.81	-46.81	4.87
14	Paid-up equity share capital	1069.58	1069.58	1069.58	1069.58	1069.58	1069.58
	(Face Value of the Share shall be indicated)	10.00	10.00	10.00	10.00	10.00	10.00
15	Other Equity						1685.97
16	Earnings per share (before extraordinary items) (of 10 /- each) (not annualised):						
	(a) Basic	-6.44	-3.85	0.36	-10.29	-0.44	0.05
	(b) Diluted	-6.44	-3.85	0.36	-10.29	-0.44	0.05
17	Earnings per share (after extraordinary items) (of Rs.10/- each) (not annualised):						
	(a) Basic	-6.44	-3.85	0.36	-10.29	-0.44	0.05
	(b) Diluted	-6.44	-3.85	0.36	-10.29	-0.44	0.05

Note: Since there were no transactions for the previous quarter/ period with respect to the subsidiary company, the figures are consolidated for the current quarter only.



for **CYBELE INDUSTRIES LIMITED**

THOMAS P JOY
MANAGING DIRECTOR


Place: Chennai
Date : 14.11.2024

CYBELE INDUSTRIES LTD**CIN: L31300TN1993PLC025063****Regd Office: 138, SIDCO INDUSTRIAL ESTATE, AMBATTUR, CHENNAI -600 098.****Email : corporate@qflexcable.com; website: cybele.co.in****CONSOLIDATED STATEMENT OF ASSETS AND LIABILITIES**

S.No.	Particulars	As at 30-09-2024 (Unaudited)	Rs. In Lacs. As at 31-03-2024 (Audited)
A	ASSETS		
1	Non-current assets		
	(a) Fixed assets	6,085.29	6,119.43
	(b) Goodwill on consolidation * (c) Non-current investments	-	-
	(d) Deferred tax assets (net)	-	-
	(e) Long-term loans and advances	-	-
	(f) Other non-current assets	548.80	548.80
	Sub-total - Non-current assets	6,634.09	6,668.23
2	Current assets		
	(a) Current investments	-	-
	(b) Inventories	357.08	853.27
	(c) Trade receivables	98.50	573.34
	(d) Cash and cash equivalents	22.82	30.40
	(e) Short-term loans and advances	-	-
	(f) Other current assets	132.28	59.24
	Sub-total - Current assets	610.68	1,516.25
	TOTAL - ASSETS	7,244.77	8,184.48
A	EQUITY AND LIABILITIES		
1	Shareholders' funds		
	(a) Share capital	1,099.58	1,069.58
	(b) Reserves and surplus	3,769.07	4,869.89
	(c) Money received against share warrants	-	-
	Sub-total - Shareholders' funds Share application money pending allotment Minority interest *	4,868.65	5,939.47
2	Non-current liabilities		
	(a) Long-term borrowings	1,090.56	700.96
	(b) Deferred tax liabilities (net)	31.30	31.18
	(c) Other long-term liabilities	-	-
	(d) Long-term provisions	40.56	40.78
	Sub-total - Non-current liabilities	1,162.42	772.92
3	Current liabilities		
	(a) Short-term borrowings	946.96	1,169.76
	(b) Trade payables	206.87	167.86
	(c) Other current liabilities	53.44	127.76
	(d) Short-term provisions	6.43	6.71
	Sub-total - Current liabilities	1,213.70	1,472.09
	TOTAL - EQUITY AND LIABILITIES	7,244.77	8,184.48

Note: Since there were no transactions for the previous quarter/ period with respect to the subsidiary company, the figures are consolidated for the current quarter only.

Place: Chennai
Date : 14.11.2024



for **CYBELE INDUSTRIES LIMITED**


THOMAS P JOY
MANAGING DIRECTOR

CYBELE INDUSTRIES LTD**CIN: L31300TN1993PLC025063****Regd Office: 138, SIDCO INDUSTRIAL ESTATE, AMBATTUR, CHENNAI -600 098.****Email : corporate@qflexcable.com; website: cybele.co.in****Consolidated Standalone Segment wise Revenue, Results and Assets and Liabilities for the quarter and six months ended on 30-09-2024**

S.No	Particulars	Rs. in Lacs					
		Quarter Ended			Six Months Ended		Year Ended
		Quarter ended 30 September 2024	Quarter ended 30 June 2024	Quarter ended 30 September 2023	Six Months ended 30 September 2024	Corresponding Six months ended 30 September 2023	Year ended 31 March 2024
	Consolidated Unaudited	Standalone Unaudited	Standalone Unaudited	Consolidated Unaudited	Standalone Unaudited	Standalone Audited	
1	Segment Revenue (Net Sales/ Income from each segment)						
	a) Cables	401.47	400.60	1303.17	802.07	1,816.80	3638.85
	b) Real Estate	-	-	-	-	-	-
	Total	401.47	400.60	1303.17	802.07	1816.80	3638.85
2	Segment Results (Profit before tax and interest)						
	a) Cables	-645.59	-434.64	78.87	-1020.41	29.96	87.72
	b) Real Estate	-16.87	-7.06	-7.78	-23.93	-17.41	-35.74
	Total	-662.46	-441.70	71.09	-1044.34	12.55	51.98
	Less Finance cost	26.44	-29.91	30.86	56.35	58.63	79.08
	Total profit before tax	-688.90	-411.79	40.23	-1100.69	-46.08	-27.10
3	Segment Assets						
	a) Cables	1540.58	2061.50	2600.69	1,646.88	2618.02	2586.07
	b) Real Estate	5597.89	5598.03	2405.17	5,597.89	2405.17	5598.41
	Total	7138.47	7659.53	5005.86	7244.77	5023.19	8184.48
4	Segment Liabilities						
	a) Cables	2,217.40	2036.88	2204.19	2,376.12	2609.98	2150.01
	b) Real Estate	79.17	72.49	95.85	79.17	95.85	94.70
	Total	2296.57	2109.37	2300.04	2455.29	2705.83	2244.71

Note:

- The above financial results were reviewed and recommended by the Audit Committee and approved by the Board of Directors at their respective meetings held on 14 Nov 2024. The Statutory Auditors have carried out a limited review of these financial results.
- Since there were no transactions for the previous quarter/ period with respect to the subsidiary company, the figures are consolidated for the current quarter only.
 - The figures pertaining to previous periods have been regrouped, reclassified and restated wherever considered necessary in conformity with the present classification.

for **CYBELE INDUSTRIES LIMITED**
**THOMAS P JOY
MANAGING DIRECTOR**Place: Chennai
Date : 14.11.2024

CYBELE INDUSTRIES LTD

CIN: L31300TN1993PLC025063

No.138, SIDCO Industrial Estate, Ambattur, Chennai - 600 098

CONSOLIDATED STATEMENT OF CASH FLOWS

Rs. in Lakhs

Particulars	For the Six Month Ended 30.09.2024	For the Six Month Ended 30.09.2023
A. Cash flow from operating activities		
Net Profit / (Loss) before tax	(1,100.69)	(46.08)
<i>Add:</i>	-	-
Depreciation	39.29	37.64
Finance costs	56.35	58.63
Operating profit before working capital changes	(1,005.05)	50.19
Adjustments for changes in working capital	-	-
Inventories	496.16	(294.84)
Trade receivables	474.84	(77.49)
Short-term loans and advances	(73.04)	(7.19)
Trade payables	39.01	51.79
Other current liabilities	(297.12)	127.01
Short-term provisions	(0.49)	10.40
Net cash flow from / (used in) operating activities (A)	(365.69)	(140.13)
B. Cash flow from investing activities	-	-
Purchase of property, plant and equipment	(5.15)	(10.63)
Proceeds from sale of property, plant and equipment	-	-
Purchase long term investments	-	-
- Others	-	-
Proceeds from sale of long-term investments	-	-
Net cash flow from / (used in) investing activities (B)	(5.15)	(10.63)
C. Cash flow from financing activities	-	-
Proceeds from issue of equity shares	30.00	-
Proceeds from/(repayment) long term borrowings net	389.60	200.67
Proceeds from/(repayment) short term borrowings net	-	-
Finance cost	(56.35)	(58.63)
Net cash flow from / (used in) financing activities (C)	363.25	142.04
Net increase / (decrease) in Cash and cash equivalents (A+B+C)	(7.59)	(8.72)
Cash and cash equivalents at the beginning of the year	30.41	24.12
Cash and cash equivalents at the end of the year	22.82	15.40

Note: The above Statement of Consolidated Cash Flows has been prepared under the 'Indirect Method' as set out in Ind AS 7 - 'Statement of Cash Flows'

Since there were no transactions for the previous quarter/ period with respect to the subsidiary company, the figures are consolidated for the current quarter only.

Place: Chennai
Date : 14.11.2024

for **CYBELE INDUSTRIES LIMITED****THOMAS P JOY**
MANAGING DIRECTOR