

November 12, 2024

To,
BSE Limited
Listing Centre
Phiroze Jeejeebhoy Towers,
Dalal Street,
Mumbai – 400001

Scrip Code – 530589

Sub: Outcome of the Board Meeting held on November 12, 2024

Dear Sir / Madam,

Pursuant to the provisions of Regulation 30 of SEBI (Listing Obligations and Disclosure Requirements), Regulations, 2015, we hereby inform that the Board of Directors of the Company, at its meeting held today, i.e. November 12, 2024, inter alia, considered and approved the following:

Financial Results:

Pursuant to Regulation 33 and other applicable provisions of the SEBI (Listing Obligations and Disclosure Requirements) Regulations, 2015 (SEBI Listing Regulations), we attach the Unaudited Financial Results (Consolidated and Standalone) for the quarter and half year ended September 30, 2024, along with Independent Auditor's Review Report thereon.

The said Financial Results were duly reviewed and recommended by the Audit Committee and approved by the Board of Directors of the Company, at their respective meetings held today i.e. November 12, 2024. The Unaudited Financial Results are also being published in the newspapers, in the format prescribed under Regulation 47(1) (b) of the SEBI Listing Regulations and same are being uploaded on the website of the Company i.e. www.primaplastics.com.

Please note that in terms of Prima Plastics Code of Conduct for Prohibition of Insider Trading, the window for trading in shares of the Company by its employees and Directors will open on November 15, 2024.

The Board Meeting commenced today at 04:24 P.M (IST) and concluded at 05:00 P.M (IST).

The above documents will also be uploaded on the Company's website.

Thanking you,

Yours sincerely,

For and on behalf of Prima Plastics Limited

Prachi M Mankame
Company Secretary and Compliance Officer
M.No: A67042
Encl: a/a

PRIMA PLASTICS LIMITED

Regd. Office: 98/4, Prima House, Daman Industrial Estate, Kadaiya, Nani Daman (U.T.)-396210.



CIN : L25206DD1993PLC001470 investor@primaplastics.com www.primaplastics.com

STATEMENT OF UNAUDITED CONSOLIDATED FINANCIAL RESULTS FOR THE THREE MONTHS AND SIX MONTHS ENDED SEPTEMBER 30, 2024

(₹ in Lakhs except per share data)

Sr. No.	PARTICULARS	Three Months Ended			Six Months Ended		Year Ended
		30-09-24	30-06-24	30-09-23	30-09-24	30-09-23	31-03-24
		Unaudited			Unaudited		Audited
1	Income From Operations						
	(a) Revenue from Operations	4,360.32	4,099.56	4,666.48	8,459.88	8,729.74	18,414.17
	(b) Other Income	25.14	7.25	3.63	32.39	10.09	25.21
	Total Income	4,385.46	4,106.81	4,670.11	8,492.27	8,739.83	18,439.38
2	Expenditure						
	(a) Cost of Materials Consumed	2,641.18	2,385.04	2,364.10	5,026.22	4,503.15	9,459.57
	(b) Purchases of Stock in Trade	31.07	28.39	15.77	59.46	48.19	115.69
	(c) Changes in Inventories of Finished goods, Work-in-Progress and Stock-in-Trade	(241.64)	(224.61)	198.35	(466.25)	233.92	449.46
	(d) Employee Benefits Expense	562.31	550.93	550.70	1,113.24	1,066.81	2,118.01
	(e) Finance Costs	94.10	85.27	96.19	179.37	189.55	370.29
	(f) Depreciation and Amortisation Expense	164.18	161.89	163.83	326.07	340.57	666.16
	(g) Other Expenses	1,006.58	883.46	857.90	1,890.04	1,602.95	3,235.52
	Total Expenses	4,257.78	3,870.37	4,246.84	8,128.15	7,985.14	16,414.70
3	Profit/(Loss) before exceptional item, Share in Profit of Joint Venture and tax (1-2)	127.68	236.44	423.27	364.12	754.69	2,024.68
4	Exceptional Item	-	-	-	-	-	-
5	Share in Profit of Joint Venture (net of tax) (Refer Note 3)	200.87	226.92	202.17	427.79	311.62	816.22
6	Profit/(Loss) before tax (3+4+5)	328.55	463.36	625.44	791.91	1,066.31	2,840.90
7	- Tax Expenses	30.16	51.57	97.30	81.73	172.86	496.79
	- Tax adjustment of earlier years	-	10.24	-	10.24	-	8.61
8	Net Profit/(Loss) for the period (6-7)	298.39	401.55	528.14	699.94	893.45	2,335.50
	Profit / (Loss) attributable to Non Controlling Interest	18.82	25.16	40.67	43.98	68.76	155.12
	Profit / (Loss) attributable to the Owners of the parent	279.57	376.39	487.47	655.96	824.69	2,180.38
9	Other Comprehensive Income						
	- Items that will not be reclassified to profit or loss	-	-	-	-	-	(12.81)
	- Income Tax relating to the Items that will not be reclassified to profit or loss.	-	-	-	-	-	3.22
	- Items that will be reclassified to profit or loss - FCTR	39.51	18.27	20.01	57.78	0.48	36.62
	Other Comprehensive Income/(Loss) for the period	39.51	18.27	20.01	57.78	0.48	27.03
	- Other Comprehensive Income / (Loss) attributable to Non-Controlling Interest	3.95	1.83	2.00	5.78	0.05	3.66
	- Other Comprehensive Income / (Loss) attributable to Owners of the Parent	35.56	16.44	18.01	52.00	0.43	23.37
10	Total Comprehensive Income for the period (8+9)	337.90	419.82	548.15	757.72	893.93	2,362.53
	Total Comprehensive Income / (Loss) attributable to Non-Controlling Interest	22.77	26.99	42.67	49.76	68.81	158.78
	Total Comprehensive Income / (Loss) attributable to Owners of the Parent	315.13	392.83	505.48	707.96	825.12	2,203.75
11	Paid-up equity share capital (Face Value of ₹10/- per share)	1,100.05	1,100.05	1,100.05	1,100.05	1,100.05	1,100.05
12	Other Equity						14,324.37
13	Earnings per share (of ₹10/- each)*						
	(a) Basic (In ₹)	2.54	3.42	4.43	5.96	7.50	19.82
	(b) Diluted (In ₹)	2.54	3.42	4.43	5.96	7.50	19.82

* Not annualised for three months ended Sept 30, 2024, June 30, 2024 and Sept 30, 2023.



PRIMA PLASTICS LIMITED

Regd. Office: 98/4, Prima House, Daman Industrial Estate, Kadaiya, Nani Daman (U.T.)-396210.

CIN : L25206DD1993PLC001470 investor@primaplastics.com www.primaplastics.com

STATEMENT OF UNAUDITED STANDALONE FINANCIAL RESULTS FOR THE THREE MONTHS AND SIX MONTHS ENDED SEPTEMBER 30, 2024

(₹ in Lakhs except per share data)

Sr. No.	PARTICULARS	Three Months Ended			Six Months Ended		Year Ended
		30-09-24	30-06-24	30-09-23	30-09-24	30-09-23	31-03-24
		Unaudited			Unaudited		Audited
1	Income From Operations						
	(a) Revenue from Operations	3,175.77	2,722.52	2,965.27	5,898.29	5,754.49	11,925.77
	(b) Other Income	21.72	4.37	2.21	26.09	5.30	433.99
	Total Income	3,197.49	2,726.89	2,967.48	5,924.38	5,759.79	12,359.76
2	Expenditure						
	(a) Cost of Materials Consumed	2,093.63	1,669.46	1,554.93	3,763.09	3,081.13	6,443.15
	(b) Purchases of Stock in Trade	31.07	28.39	15.77	59.46	48.19	115.69
	(c) Changes in Inventories of Finished goods, Work-in-Progress and Stock-in-Trade	(259.18)	(154.96)	216.71	(414.14)	307.93	470.12
	(d) Employee Benefits Expense	456.71	438.93	440.30	895.64	848.39	1,658.95
	(e) Finance Costs	92.00	82.25	90.71	174.25	177.88	350.93
	(f) Depreciation and Amortisation Expense	112.28	111.64	115.21	223.92	245.41	471.03
	(g) Other Expenses	791.00	640.43	641.77	1,431.43	1,192.33	2,438.29
	Total Expenses	3,317.51	2,816.14	3,075.40	6,133.65	5,901.26	11,948.16
3	Profit/(Loss) before exceptional item and tax (1-2)	(120.02)	(89.25)	(107.92)	(209.27)	(141.47)	411.60
4	Exceptional Item	-	-	-	-	-	-
5	Profit/(Loss) before tax (3+4)	(120.02)	(89.25)	(107.92)	(209.27)	(141.47)	411.60
6	- Tax Expenses	(30.20)	(22.47)	(27.27)	(52.67)	(35.74)	21.91
	- Tax adjustment of earlier years	-	10.24	-	10.24	-	8.61
7	Net Profit/(Loss) for the period (5-6)	(89.82)	(77.02)	(80.65)	(166.84)	(105.73)	381.08
8	Other Comprehensive Income						
	- Items that will not be reclassified to profit or loss	-	-	-	-	-	(12.81)
	- Income Tax relating to the Items that will not be reclassified to profit or loss.	-	-	-	-	-	3.22
	Other Comprehensive Income/(Loss) for the period	-	-	-	-	-	(9.59)
9	Total Comprehensive Income for the period (7+8)	(89.82)	(77.02)	(80.65)	(166.84)	(105.73)	371.49
10	Paid-up equity share capital (Face Value of ₹10/- per share)	1,100.05	1,100.05	1,100.05	1,100.05	1,100.05	1,100.05
11	Other Equity						6,034.80
12	Earnings per share (of ₹10/- each)*						
	(a) Basic (In ₹)	(0.82)	(0.70)	(0.73)	(1.52)	(0.96)	3.46
	(b) Diluted (In ₹)	(0.82)	(0.70)	(0.73)	(1.52)	(0.96)	3.46

* Not annualised for three months ended Sept 30, 2024, June 30, 2024 and Sept 30, 2023.




STATEMENT OF ASSETS AND LIABILITIES		Standalone		Consolidated		(₹ Lakhs)
		As at 30-09-2024	As at 31-03-2024	As at 30-09-2024	As at 31-03-2024	
		Unaudited	Audited	Unaudited	Audited	
PARTICULARS						
A	ASSETS					
1	Non-Current Assets					
(a)	Property, Plant and Equipment	4,268.37	4,323.99	4,750.30	4,846.47	
(b)	Capital Work-in-Progress	108.73	100.49	108.73	100.49	
(c)	Intangible Assets	4.00	5.69	4.00	5.70	
(d)	Right of Use Assets	303.58	313.58	303.58	313.58	
(e)	Financial Assets					
(i)	Investments	423.05	422.05	-	-	
(ii)	Investments Accounted using Equity Method	-	-	5,645.19	5,217.40	
(iii)	Loans	34.55	12.31	34.55	12.31	
(iv)	Other Non Current Financial Assets	199.51	184.85	220.89	206.01	
(f)	Income Tax Assets (Net)	153.86	185.49	153.86	185.49	
(g)	Other Non-Current Assets	72.75	96.87	328.38	96.87	
	Total Non-Current Assets	5,568.40	5,645.32	11,549.48	10,984.32	
2	Current Assets					
(a)	Inventories	3,149.06	2,547.47	4,370.22	3,082.85	
(b)	Financial Assets	-	-	-	-	
(i)	Trade Receivables	2,584.83	2,238.73	3,359.36	3,444.35	
(ii)	Cash and Cash Equivalents	7.56	32.35	1,359.47	1,490.87	
(iii)	Bank Balances other than Cash and Cash Equivalents	143.92	169.54	143.92	169.54	
(iii)	Loans	27.29	25.83	27.29	25.83	
(iv)	Other Current Financial Assets	680.71	913.64	683.45	919.41	
(c)	Other Current Assets	506.02	516.24	1,483.97	1,296.62	
	Total Current Assets	7,099.39	6,443.80	11,427.68	10,429.47	
	TOTAL ASSETS	12,667.79	12,089.12	22,977.16	21,413.79	
B	EQUITY AND LIABILITIES					
1	EQUITY					
(a)	Equity Share Capital	1,100.05	1,100.05	1,100.05	1,100.05	
(b)	Other Equity	5,867.97	6,034.80	15,032.33	14,324.37	
(c)	Non-Controlling Interest	-	-	438.03	388.27	
	Total Equity	6,968.02	7,134.85	16,570.41	15,812.69	
2	LIABILITIES					
I	Non-Current Liabilities					
(a)	Financial Liabilities					
(i)	Borrowings	628.78	835.15	669.67	875.81	
(ii)	Lease Liabilities	-	-	-	-	
(b)	Deferred Tax Liabilities (Net)	185.42	238.09	185.42	238.09	
(c)	Other Non Current Liabilities	374.47	385.82	374.47	385.82	
(d)	Provisions	-	-	27.44	24.11	
	Total Non-Current Liabilities	1,188.67	1,459.06	1,257.00	1,523.83	
II	Current Liabilities					
(a)	Financial Liabilities					
(i)	Borrowings	3,406.37	2,651.32	3,439.26	2,749.49	
(ii)	Lease Liabilities	3.80	12.76	3.80	12.76	
(iii)	Trade Payable					
-	(a) Total Outstanding Dues of Micro Enterprises and Small Enterprises	55.30	98.92	55.30	98.92	
-	(b) Total Outstanding Dues of Creditors other than Micro Enterprises and Small Enterprises	512.00	220.74	1,052.44	554.53	
(iv)	Other Current Financial Liabilities	305.08	376.16	305.08	376.15	
(b)	Other Current Liabilities	130.82	93.17	130.82	93.17	
(c)	Provisions	97.73	42.14	101.76	46.82	
(d)	Current Tax Liabilities (Net)	-	-	61.29	145.43	
	Total Current Liabilities	4,511.10	3,495.21	5,149.75	4,077.27	
	TOTAL EQUITY AND LIABILITIES	12,667.79	12,089.12	22,977.16	21,413.79	



2021



STATEMENT OF CASH FLOW				(₹ Lakhs)	
Particulars	Standalone		Consolidated		
	For the Six Months Ended		For the Six Months Ended		
	30-09-24	30-09-23	30-09-24	30-09-23	
	Unaudited	Unaudited	Unaudited	Unaudited	
A. Cash Flow from Operating Activities					
Profit Before Tax	(209.27)	-141.47	791.91	1,066.31	
Adjustments :					
Depreciation and Amortisation Expense	223.92	245.41	326.07	340.57	
Finance Costs	174.03	177.28	179.16	188.95	
Interest on lease Liability	0.22	0.60	0.22	0.60	
Provision for doubtful debts and Bad Debts written off	2.94	32.11	(10.84)	33.58	
(Profit) / Loss on Sale of Property, Plant and Equipments	0.01	(0.04)	0.01	(0.04)	
Net Foreign Exchange (Gain) / Loss	(12.49)	(0.58)	(11.21)	1.38	
Share in (Profit) / Loss on equity accounted investment	-	-	(427.80)	(311.62)	
Interest Income	(8.23)	(4.68)	(8.23)	(5.28)	
Operating Profit before Working Capital Changes	171.13	308.63	839.29	1,314.45	
Changes in Working Capital					
Adjustments for (Increase)/Decrease in Operating Assets:					
Trade Receivables	(349.21)	119.49	94.37	68.45	
Inventories	(601.59)	(80.59)	(1,287.37)	35.94	
Other Assets	22.07	386.67	(172.68)	380.44	
Adjustments for Increase/(Decrease) in Operating Liabilities:					
Trade Payables	247.66	(102.58)	454.30	(613.28)	
Short Term Provisions	55.59	51.37	58.27	55.42	
Other Liabilities	175.11	82.45	175.11	81.89	
Cash Generated From Operations	(279.24)	765.44	161.29	1,323.31	
Income Taxes Paid	22.17	(17.80)	(196.36)	(211.58)	
Net Cash Inflow / (Outflow) from Operating Activities (A)	(257.07)	747.64	(35.07)	1,111.73	
B. Cash Flow from Investment Activities					
Purchase of Property, Plant and Equipments	(140.76)	(164.22)	(457.98)	(238.94)	
Investment in Subsidiary	(1.00)	-	-	-	
Sale of Property, Plant and Equipments	-	0.05	-	0.06	
Interest received	7.76	4.68	7.76	5.28	
Dividend Income	207.36	-	207.36	-	
Redemption in other bank deposits	29.45	31.57	29.45	31.57	
Investment in other bank deposits	(16.11)	-	(16.12)	-	
Net Cash Inflow / (Outflow) from Investing Activities (B)	86.70	(127.92)	(229.53)	(202.03)	
C. Cash Flow from Financing Activities					
(Repayments)/ Proceeds from Long Term Borrowings	(206.37)	(248.36)	(206.14)	(247.11)	
(Repayments)/ Proceeds from Short Term Borrowings	755.04	(4.19)	689.78	(109.83)	
Interest Paid	(173.90)	(177.28)	(179.03)	(188.95)	
Interest on Lease Liability	(0.22)	(0.60)	(0.22)	(0.60)	
Dividend Paid	(220.01)	(165.01)	(220.01)	(165.01)	
Repayment of principal towards Lease Liability	(8.96)	(30.76)	(8.96)	(30.76)	
Net Cash Inflow / (Outflow) from Financing Activities(C)	145.58	(626.20)	75.42	(742.26)	
Net Increase/(Decrease) In Cash and Cash Equivalents (A+B+C)	(24.79)	(6.48)	(189.18)	167.44	
Cash & Cash Equivalents as at end of the period	7.56	11.6	1,359.47	750.43	
Effect of Exchange rate on consolidation of Foreign Subsidiary	-	-	57.78	0.48	
Cash & Cash Equivalents as at the begining of the period	32.35	18.08	1,490.87	582.51	



Notes :

- 1 The above results were reviewed by the Audit Committee and approved by the Board of Directors at its meeting held on November 12, 2024. The results for the Six months September 30, 2024 presented were reviewed by statutory auditors of the Company who have issued an unmodified report on the said results.
- 2 The Company's and Group's business activity falls within a single operating segment i.e. "Plastic Articles".
- 3 The difference between the reporting date of the Company and its Joint Venture is 3 months, hence, the consolidated financial result includes the share of Net Profit of Prima Deelite Plastics s.a.r.l. , Joint Venture, for the three months and six months ended June 30,2024
- 4 Previous period figures have been regrouped, wherever necessary.

**By order of the Board
for PRIMA PLASTICS LTD**



Bhaskar M. Parekh

Chairman

DIN : 00166520



Place : Mumbai

Date : November 12, 2024



Independent Auditor's Review Report on the Quarterly and Year to Date Unaudited Consolidated Financial Results of the Company Pursuant to the Regulation 33 of the SEBI (Listing Obligations and Disclosure Requirements) Regulations, 2015, as amended

To
The Board of Directors
Prima Plastics Limited

1. We have reviewed the accompanying Statement of Unaudited Consolidated Financial Results of Prima Plastics Limited (the "Holding Company") and its subsidiaries (the Holding Company and its subsidiaries together referred to as "the Group") and its share of net profit after tax and total comprehensive income of its joint venture for the quarter ended 30th September, 2024 and year to date from 1st April, 2024 to 30th September, 2024 ("the Statement"), attached herewith, being submitted by the Holding Company pursuant to the requirements of Regulation 33 of the SEBI (Listing Obligations and Disclosure Requirements) Regulations, 2015, as amended ("Listing Regulations").
2. This Statement, which is the responsibility of the Holding Company's Management and approved by the Holding Company's Board of Directors, has been prepared in accordance with the recognition and measurement principles laid down in the Indian Accounting Standard 34 "Interim Financial Reporting" ("Ind AS 34"), prescribed under Section 133 of the Companies Act, 2013, ("the Act") as amended, read with relevant rules issued thereunder and other accounting principles generally accepted in India and in compliance with the Listing Regulations. Our responsibility is to issue a report on the Statement based on our review.
3. We conducted our review of the Statement in accordance with the Standard on Review Engagement (SRE) 2410, "Review of Interim Financial information performed by the Independent Auditor of the Entity" issued by the Institute of Chartered Accountants of India. This standard requires that we plan and perform the review to obtain moderate assurance as to whether the Statement is free of material misstatement. A review is limited primarily to inquiries of Company personnel primarily responsible for financial and accounting matters and analytical and other review procedures applied to financial data. A review is substantially less in scope than an audit conducted in accordance with Standards on Auditing and consequently does not enable us to obtain assurance that we would become aware of all significant matters that might be identified in an audit. Accordingly, we do not express an audit opinion.

We also performed procedures in accordance with the circular issued by the Securities and Exchange Board of India under Regulation 33(8) of the Listing Regulations, to the extent applicable.



Mistry Bhavan, 3rd Floor, Dhinshaw Vachha Road, Churchgate, Mumbai 400 020. Tel: +91 22 6623 0600

501-502, Narain Chambers, M.G. Road, Vile Parle (E), Mumbai 400 057. Tel: +91 22 6250 7600

Website: www.cnkindia.com

4. The Statement includes the results of the entities as mentioned in Annexure to the Review Report.
5. Based on our review conducted and procedures performed as stated in paragraph 3 above, nothing has come to our attention that causes us to believe that the accompanying Statement, prepared in accordance with applicable Indian Accounting Standards (“Ind AS”) specified under Section 133 of the Act as amended, read with relevant rules issued thereunder and other recognized accounting practices and policies, has not disclosed the information required to be disclosed in terms of the Listing Regulations, including the manner in which it is to be disclosed, or that it contains any material misstatement.

6. Other Matters:

- a. We did not review the interim financial results of a subsidiary included in the Statement, whose interim financial results, reflect total assets (before consolidation adjustments) of Rs. 5,087.08 lakhs as at 30th September, 2024 and total revenues (before consolidation adjustments) of Rs. 1,187.97 lakhs and Rs. 2,567.89 lakhs and total net profit after tax (before consolidation adjustments) of Rs. 188.17 lakhs and Rs. 439.82 lakhs for the quarter ended 30th September, 2024 and for year to date from 1st April, 2024 to 30th September, 2024 respectively, as considered in the Statement. Further, this subsidiary is located outside India, whose interim financial results have been prepared in accordance with accounting principles generally accepted in their respective country and which have been audited by other auditor under generally accepted auditing standards applicable in their respective country. The Holding Company’s management has converted the financial results of such subsidiary from accounting principles generally accepted in their respective country to accounting principles generally accepted in India. An independent Chartered Accountant has reviewed these conversion adjustments made by the Holding Company’s management.

Our conclusion on the Statement, in so far as it relates to the amounts and disclosures included in respect of this subsidiary is based solely on the report of the other auditor and report of independent Chartered Accountant and the procedures performed by us as stated in paragraph 3 above.

- b. The latest available unaudited financial results of the joint venture are for the quarter ended 30th June, 2024 and year to date result for the period 1st January 2024 to 30th June, 2024. Accordingly the Statement includes the Group's share of net profit after tax of Rs. 200.87 lakhs and Rs. 427.79 lakhs for the quarter ended 30th June, 2024 and for the period 1st January, 2024 to 30th June, 2024 respectively, as considered in the Statement, in respect of a joint venture, whose interim financial results have not been reviewed by us. Further, this joint venture is located outside India, whose interim financial results have been prepared in accordance with accounting principles generally accepted in their respective country by Management of Holding Company. The Holding Company’s management has converted the financial results of such joint venture from accounting principles generally accepted in their respective country to accounting principles generally accepted in India. An independent Chartered Accountant has reviewed these financial results prepared by the Holding Company’s management.



Our conclusion on the Statement, in so far as it relates to the amounts and disclosures included in respect of this joint venture is based solely on the financial statements prepared by the management of the Holding Company and reviewed by an independent Chartered Accountant and the procedures performed by us as stated in paragraph 3 above.

Our conclusion on the Statement is not modified in respect of the above matters.

For C N K & Associates LLP
Chartered Accountants
Firm Registration No. 101961W/W-100036



Vijay Mehta
Partner
Membership No. 106533
UDIN: 24106533BKCETH4985



Mumbai
Date: 12th November, 2024

Annexure to the Limited Review Report:

Subsidiary (held directly)

- a. Prima Union Plasticos , S.A.
- b. Prima Innovation Limited

Joint Venture (held directly)

- a. Prima Dee-Lite Plastics SARL



Independent Auditor's Review Report on the Quarterly and Year to Date Unaudited Standalone Financial Results of the Company Pursuant to the Regulation 33 of the SEBI (Listing Obligations and Disclosure Requirements) Regulations, 2015, as amended

To
The Board of Directors
Prima Plastics Limited

1. We have reviewed the accompanying statement of Unaudited Standalone Financial Results of Prima Plastics Limited ("the Company") for the quarter ended 30th September, 2024 and year to date from 1st April, 2024 to 30th September, 2024 (the "Statement"), attached herewith, being submitted by the Company pursuant to the requirements of Regulation 33 of the SEBI (Listing Obligations and Disclosure Requirements) Regulations, 2015, as amended ("Listing Regulations")
2. This Statement, which is the responsibility of the Company's Management and approved by the Company's Board of Directors, has been prepared in accordance with the recognition and measurement principles laid down in Indian Accounting Standard 34 "Interim Financial Reporting" ("Ind AS 34"), prescribed under Section 133 of the Companies Act, 2013 ("the Act") as amended, read with relevant rules issued thereunder and other accounting principles generally accepted in India and in compliance with the Listing Regulations. Our responsibility is to issue a report on the Statement based on our review.
3. We conducted our review of the Statement in accordance with the Standard on Review Engagements (SRE) 2410, "Review of Interim Financial Information Performed by the Independent Auditor of the Entity" issued by the Institute of Chartered Accountants of India. This standard requires that we plan and perform the review to obtain moderate assurance as to whether the Statement is free of material misstatement. A review is limited primarily to inquiries of Company personnel primarily responsible for financial and accounting matters and analytical and other review procedures applied to financial data. A review is substantially less in scope than an audit conducted in accordance with Standards on Auditing and consequently does not enable us to obtain assurance that we would become aware of all significant matters that might be identified in an audit. Accordingly, we do not express an audit opinion.



Mistry Bhavan, 3rd Floor, Dhinshaw Vachha Road, Churchgate, Mumbai 400 020. Tel: +91 22 6623 0600

501-502, Narain Chambers, M.G. Road, Vile Parle (E), Mumbai 400 057. Tel: +91 22 6250 7600

Website: www.cnkindia.com

MUMBAI | CHENNAI | VADODARA | AHMEDABAD | GIFT CITY | BENGALURU | DELHI | PUNE | DUBAI | ABU DHABI

4. Based on our review conducted as above, nothing has come to our attention that causes us to believe that the accompanying Statement, prepared in accordance with applicable Indian Accounting Standards ("Ind AS") specified under Section 133 of the Act as amended, read with relevant rules issued thereunder and other recognized accounting practices and policies, has not disclosed the information required to be disclosed in terms of the Listing Regulations, including the manner in which it is to be disclosed, or that it contains any material misstatement.

For C N K & Associates LLP
Chartered Accountants
Firm Registration No. 101961W/W-100036



Vijay Mehta
Partner
Membership No. 106533
UDIN: 24106533BKCETG3280



Place: Mumbai
Date: 12th November, 2024