

DOLAT ALGOTECH LIMITED

(FORMERLY KNOWN AS DOLAT INVESTMENTS LIMITED)

Corporate Office: 301-308, Bhagwati House, Plot, A/19, Veera Desai, Andheri (West), Mumbai - 400 058

TEL.: 91-22-6155 4038; FAX: 91-22-26732642

Website: www.dolatalgotech.in ; E-mail: investor@dolatalgotech.in

Corporate Identity Number: L67100GJ1983PLC126089

Date: 11th February, 2025

BSE Limited

Phiroze Jeejeebhoy Towers,
Dalal Street, Fort,
Mumbai 400 001.

Scrip code : 505526

National Stock Exchange Of India Limited

Exchange Plaza, 5th Floor,
Plot No.C/1, G Block,
Bandra-Kurla Complex,
Bandra (E), Mumbai - 400 051

Symbol : DOLATALGO

Dear Sir/Madam,

Sub.: Outcome of Board meeting dated 11th February, 2025

Pursuant to Regulation 30 read with Schedule III, 33 and 52(4) of the SEBI (Listing Obligations and Disclosure Requirements) Regulations, 2015, we hereby inform you that the Board of Directors of the Company in their Board meeting held on 11th November '24, at Corporate office of the Company, has inter-alia Considered and Approved the Unaudited financial results (Standalone & Consolidated) for the quarter and nine months ended 31st December '24 along with Limited review reports (Standalone & Consolidated) of the Auditor and same are attached herewith.

The said meeting of the Board commenced at 12:15 p.m. and concluded at 1:35 p.m.

Please take the above on record and oblige.

For **Dolat Algotech Limited**

Sandeepkumar G. Bhanushali
Company Secretary & Compliance Officer

Place: Mumbai

Encl: As above



Independent Auditor's Limited Review Report on Quarterly Unaudited Standalone Financial Results of Dolat Algotech Limited pursuant to regulation 33 of SEBI (Listing Obligations and Disclosure Requirements), Regulation 2015, as amended

To
THE BOARD OF DIRECTORS
DOLAT ALGOTECH LIMITED

We have reviewed the accompanying Statement of unaudited Standalone Financial Results of Dolat Algotech Limited ("the Company") for the quarter ended 31st December, 2024 together with the notes thereon, ("the Statement") attached herewith, being submitted by the Company pursuant to the requirement of Regulation 33 of SEBI (Listing Obligations and Disclosure Requirements), Regulation 2015 ("the Regulation") as amended (the "Listing Regulations").

This Statement which is the responsibility of the Company's Management has been reviewed by Audit Committee and approved by the Board of Directors at their respective meetings held on 11th February 2025 has been prepared in accordance with the recognition and measurement principles laid down in the Indian Accounting Standard 34 "Interim Financial Reporting" (IND AS 34), prescribed under section 133 of the Companies Act, 2013 read with relevant rules issued thereunder and other accounting principles generally accepted in India. Our responsibility is to issue a report on the statement based on our review.

We conducted our review of the Statement in accordance with the Standard on Review Engagement (SRE) 2410, "Review of Interim Financial Information performed by the Independent Auditor of the Entity", issued by the Institute of Chartered Accountants of India. This Standard requires that we plan and perform the review to obtain moderate assurance as to whether the Statement is free of material misstatement. A review is limited primarily to inquiries of the company personnel and analytical procedure applied to financial data and thus provide less assurance than an audit. We have not performed an audit and, accordingly, we do not express an audit opinion.





V J SHAH & CO
CHARTERED ACCOUNTANTS

Based on our review conducted as above, nothing has come to our attention that causes us to believe that the accompanying statement of Unaudited Standalone Financial Results prepared in accordance with applicable Indian Accounting Standard specified under section 133 of the Companies Act, 2013 as amended, read with relevant rules issued thereunder and other recognized accounting principles and policies has not disclosed the information required to be disclosed in terms of the Regulation 33 of the SEBI (Listing Obligations and Disclosure Requirements) Regulations, 2015, including the manner in which it is to be disclosed, or that it contains any material misstatement.

UDIN: 25164370BMIEJF5658

For V J SHAH & CO,
Chartered Accountants
Firm Registration No.: 109823W

CHINTAN V SHAH
Partner
Membership Number - 164370



Place: Mumbai
Date: 11.02.2025

DOLAT ALGOTECH LIMITED

REGD OFFICE - 1401-1409, Dalal Street Commercial Co-op Soc Ltd, Block 53 (Bldg No.53E) Zone-5, Road-5E, Gift city
Gandhinagar - 382050, Gujarat

CIN: L67100GJ1983PLC126089

Website: www.dolatalgotech.in

Email: investor@dolatalgotech.in

STATEMENT OF UNAUDITED STANDALONE FINANCIAL RESULTS FOR THE QUARTER AND NINE MONTHS ENDED 31ST DEC., 2024 (Rs.in Million)

| PARTICULARS | Quarter Ended | | | Nine Months Ended | | Year Ended |
|--|-------------------------|-------------------------|-------------------------|-------------------------|-------------------------|-----------------------|
| | 31.12.2024 Unaudited | 30.09.2024 Unaudited | 31.12.2023 Unaudited | 31.12.2024 Unaudited | 31.12.2023 Unaudited | 31.03.2024 Audited |
| 1. Income | | | | | | |
| (a) Revenue from Operations | 938.68 | 1,198.23 | 813.41 | 3,371.70 | 1,883.26 | 3,054.70 |
| (b) Other Income | - | - | - | - | 0.01 | 0.03 |
| Total Income | 938.68 | 1,198.23 | 813.41 | 3,371.70 | 1,883.28 | 3,054.73 |
| 2. Expenses | | | | | | |
| a. Employee benefits expense | 131.32 | 29.21 | 27.43 | 181.64 | 60.63 | 99.36 |
| b. Finance Cost | 124.44 | 105.48 | 68.01 | 323.88 | 196.93 | 281.73 |
| c. Depreciation and amortisation expense | 6.29 | 5.64 | 3.17 | 16.23 | 7.31 | 11.66 |
| d. Securities Transaction Tax | 145.86 | 113.90 | 90.22 | 376.24 | 225.10 | 316.65 |
| e. Transaction Charges | 54.67 | 70.11 | 70.31 | 196.49 | 173.28 | 234.30 |
| f. Other expenses | 30.08 | 34.97 | 41.33 | 97.48 | 109.90 | 148.60 |
| Total expenses | 492.65 | 359.31 | 300.47 | 1,191.96 | 773.15 | 1,092.30 |
| 3. Profit/(Loss) from ordinary activities before Extra Ordinary Item and tax | 446.04 | 838.91 | 512.94 | 2,179.75 | 1,110.13 | 1,962.43 |
| 4. Extra Ordinary Item (net of tax expenses) | - | - | - | - | - | - |
| 5. Profit/(Loss) before tax (3+4) | 446.04 | 838.91 | 512.94 | 2,179.75 | 1,110.13 | 1,962.43 |
| 6. Tax Expenses | | | | | | |
| Current tax | 2.44 | 171.13 | 109.50 | 351.25 | 220.91 | 391.09 |
| Deferred tax charge/(benefits) | 69.77 | 0.68 | (10.99) | 70.77 | (3.57) | (1.95) |
| Total Tax Expenses | 72.21 | 171.81 | 98.51 | 422.03 | 217.35 | 389.14 |
| 7. Net Profit/(Loss) for the period (5-6) | 373.83 | 667.10 | 414.43 | 1,757.72 | 892.78 | 1,573.29 |
| 8. Other comprehensive income, net of tax | | | | | | |
| a) Items that will not be reclassified to profit or loss | 0.14 | - | 0.02 | 0.14 | 0.05 | (0.28) |
| b) Items that will be reclassified to profit or loss | - | - | - | - | - | - |
| 9. Total Other comprehensive income, net of tax | 0.14 | - | 0.02 | 0.14 | 0.05 | (0.28) |
| 10. Total comprehensive income (7+9) | 373.96 | 667.10 | 414.45 | 1,757.86 | 892.84 | 1,573.01 |
| 11 Paid up equity share capital (Face Value of ₹ 1 Each) | 176.00 | 176.00 | 176.00 | 176.00 | 176.00 | 176.00 |
| 12. Reserve excluding Revaluation Reserve as per balance sheet of previous accounting year | - | - | - | - | - | 7,744.95 |
| 13. Basic & Diluted Earning Per Share (EPS) (₹) | 2.12 | 3.79 | 2.35 | 9.99 | 5.07 | 8.94 |

NOTES :

- 1) These results have been prepared in accordance with the Ind AS notified under the Companies (Indian Accounting Standard) Rules, 2015.
- 2) As share of profit and interest from subsidiary is earned as an extension of regular business operation of the company, they have been reclassified as other operating income. Comparative figures in previous periods have been reclassified for the purpose of comparability.
- 3) The interest from deposits with banks have been shown as income from other operating activities. Comparative figures in previous periods have been reclassified for the purpose of comparability.
- 4) Revenue from operations includes share of profit of Rs. 126.04 millions (net of tax) and Rs. 489.41 millions (net of tax) being 99% share of profit from partnership firm M/s Dolat Tradecorp for the quarter and nine months ended 31st December, 2024 respectively.
- 5) On group level basis, the revenue from operations and profit after tax amounts to Rs. 1,187.05 millions and Rs. 375.10 millions respectively for the quarter ended 31st December, 2024.
- 6) The above results for the quarter ended 31st December, 2024 were reviewed by the Audit Committee and approved by the Board of Directors at its meeting held on 11/02/2025 and have undergone "Limited Review" by the Statutory Auditors of the Company.
- 7) The company is engaged primarily in the business of trading in shares and securities and there are no separate reportable segments as per Indian Accounting Standards (Ind AS) - 108 dealing with segment reporting.
- 8) The results for the quarter and nine months ended December 31, 2024 are available on the BSE Limited website (URL:www.bseindia.com), The National Stock Exchange of India Ltd. website (URL:www.nseindia.com) and the company's website (URL: www.dolatalgotech.in).
- 9) Previous period figures have been regrouped /rearranged wherever considered necessary.

Place : Mumbai
Date : 11-02-2025



For Dolat Algotech Limited

Pankaj D. Shah

Pankaj D. Shah
Managing Director
[DIN No - 00005023]

DOLAT ALGOTECH LIMITED

Additional disclosures as per Regulation 52(4) of the Securities and Exchange Board of India (Listing Obligations and Disclosures Requirement) Regulations, 2015 for the quarter and nine months ended 31st December, 2024 (based on Standalone financial results).

Key financial information

| PARTICULARS | Quarter Ended | | | Nine Months Ended | | Year Ended |
|---|-------------------------|-------------------------|-------------------------|-------------------------|-------------------------|-----------------------|
| | 31.12.2024 Unaudited | 30.09.2024 Unaudited | 31.12.2023 Unaudited | 31.12.2024 Unaudited | 31.12.2023 Unaudited | 31.03.2024 Audited |
| 1) Debt-Equity Ratio (in times) | 0.47 | 0.40 | 0.40 | 0.47 | 0.40 | 0.11 |
| 2) Debt Service Coverage Ratio (in times) (not annualised) | 4.05 | 7.38 | 7.14 | 6.48 | 5.57 | 6.63 |
| 3) Interest Service Coverage Ratio (in times)(not annualised) | 4.58 | 8.95 | 8.54 | 7.73 | 6.64 | 7.97 |
| 4) Debenture Redemption Reserve ('Rupees in Million) | - | - | - | - | - | - |
| 5) Capital Redemption Reserve ('Rupees in Million) | - | - | - | - | - | - |
| 6) Current Ratio (in times)* | 1.80 | 1.40 | 1.79 | 1.80 | 1.79 | 3.45 |
| 7) Long term debt to working capital Ratio (in times)* | - | - | - | - | - | 0.00 |
| 8) Bad debts to Account receivable Ratio (in times)* | NA | NA | NA | NA | NA | NA |
| 9) Current liability Ratio (in times)* | 0.98 | 1.00 | 1.00 | 0.98 | 1.00 | 0.99 |
| 10) Total debts to total assets Ratio (in times)* | 0.31 | 0.27 | 0.28 | 0.31 | 0.28 | 0.09 |
| 11) Debtors Turnover Ratio (in times)* | NA | NA | NA | NA | NA | NA |
| 12) Inventory Turnover Ratio (in times)* | NA | NA | NA | NA | NA | NA |
| 13) Operating-Profit Margin (%)* | 61.44 | 79.29 | 71.81 | 74.74 | 69.79 | 73.85 |
| 14) Nct Profit Margin (%)* | 39.82 | 55.67 | 50.95 | 52.13 | 47.41 | 51.50 |
| 15) Nct Worth [Total Equity] ('Rupees in Million) | 9,634.81 | 9,304.84 | 7,258.38 | 9,634.81 | 7,258.38 | 7,920.95 |

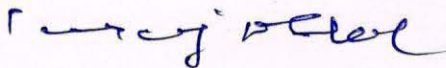
Formulae for computation of ratios are as follows;

| | |
|--|---|
| a) Debt-Equity Ratio (in times) | Total Debt/ Total Equity |
| b) Debt Service Coverage Ratio (in times) | Income available for debt service = (Operating Cash Profit + Interest Expenses)/Interest Expenses |
| c) Interest Service Coverage Ratio (in times)* | Profit before interest and tax/Interest expenses |
| d) Current Ratio (in times)* | Current assets / Current Liabilities |
| e) Long term debt to working capital Ratio (in times)* | Non current borrowings/working capital(WC), where WC = Current Assets - Current Liabilities |
| f) Bad debts to Account receivable Ratio (in times)* | Bad Debt written off / Average Trade Receivable |
| g) Current liability Ratio (in times)* | Current Liabilities / Total Liabilities |
| h) Total debts to total assets Ratio (in times)* | Total Debt / Total Assets |
| i) Debtors Turnover Ratio (in times)* | (Revenue from operation + Other operating income)/Average trade Receivable |
| j) Operating-Profit Margin (%)* | (EBITDA-Depreciation)/(Revenue from operation + Other operating income) |
| k) Nct Profit Margin (%)* | Net profit after tax/(Revenue from operation + Other operating income) |

For Dolat Algotech Limited

Place : Mumbai
Date : 11-02-2025




Pankaj D. Shah
 Managing Director
 [DIN No - 00005023]



Independent Auditor's Limited Review Report on Quarterly Consolidated Financial Results of Dolat Algotech Limited pursuant to regulation 33 of SEBI (Listing Obligations and Disclosure Requirements), Regulation 2015, as amended

To
THE BOARD OF DIRECTORS
DOLAT ALGOTECH LIMITED

We have reviewed the accompanying Statement of Unaudited Consolidated Financial Results of Dolat Algotech Limited ("the Parent") and its subsidiary (the Parent and subsidiary together referred to as "the Group") for the quarter ended 31st December, 2024 together with Notes thereon, ("the Statement") attached herewith, being submitted by the Parent pursuant to the requirement of Regulation 33 of SEBI (Listing Obligations and Disclosure Requirements), Regulation 2015 ('the Regulation') as amended (the "Listing Regulations").

This Statement, which is the responsibility of the Parent's Management and approved by the Parent's Board of Directors at its meeting held on 11th February 2025, has been prepared in accordance with the recognition and measurement principles laid down in the Indian Accounting Standard 34 "Interim Financial Reporting" (IND AS 34), prescribed under section 133 of the Companies Act, 2013 read with relevant rules issued thereunder and other accounting principles generally accepted in India. Our responsibility is to issue a report on the statement based on our review.

We conducted our review in accordance with the Standards on Review Engagement (SRE) 2410, "Review of Interim Financial Information performed by the Independent Auditor of the Entity", issued by the Institute of Chartered Accountants of India. This Standard requires that we plan and perform the review to obtain moderate assurance as to whether the Statement is free of material misstatement. A review of interim financial information consists of making inquiries, primarily of persons responsible for financial and accounting matters, and applying analytical and other review procedures. A review is substantially less in scope than an audit conducted in accordance with Standards on Auditing and consequently does not enable us to obtain assurance that we would become aware of all significant matters that might be identified in an audit. Accordingly, we do not express an audit opinion.

We also performed procedures in accordance with the Circular No. CIR/CFD/CMDI/44/2019 dated March 29, 2019 issued by the Securities and Exchange Board of India under Regulation 33(8) of the Listing Regulations, to the extent applicable.

The Statement includes the results of the following subsidiary:

- (i) Dolat Tradecorp





We did not review the interim financial results of the subsidiary (Dolat Tradecorp) included in the Unaudited Consolidated financial results; whose financial results reflect total revenues of Rs.392.12 millions and total comprehensive income/(loss) of Rs.127.31 millions for the quarter ended December 31, 2024, as considered in the Unaudited Consolidated financial results. These interim financial results have been furnished to us by the Management and our conclusion on the Statement, in so far as it relates to the amounts and disclosures included in respect of this subsidiary, is based solely on the report furnished to us by the Management.


These unaudited interim financial statements/ financial information/ financial results and other unaudited financial information referred above have been approved and furnished to us by the Management and our conclusion on the Statement, in so far as it relates to the affairs of these statements is based solely on such unaudited interim financial statement/financial results and other unaudited financial information.

Our conclusion on the Statement in respect of matters stated above is not modified with respect to our reliance on the work done and the reports of the other auditors and the financial results/financial information certified by the Management.

Based on our review conducted as above, nothing has come to our attention that causes us to believe that the accompanying statement of Unaudited Consolidated Financial Results prepared in accordance with applicable Indian Accounting Standard specified under section 133 of the Companies Act, 2013 as amended, read with relevant rules issued thereunder and other recognized accounting principles and policies has not disclosed the information required to be disclosed in terms of the Regulation 33 of the SEBI (Listing Obligations and Disclosure Requirements) Regulations, 2015, including the manner in which it is to be disclosed, or that it contains any material misstatement.

UDIN: 25164370BMIEJG3787

For V J SHAH & CO,
Chartered Accountants
Firm Registration No.: 109823W


CHINTAN V SHAH
Partner
Membership Number – 164370



Place: Mumbai
Date: 11.02.2025

DOLAT ALGOTECH LIMITED

REGD OFFICE - 1401-1409, Dalal Street Commercial Co-op Soc Ltd, Block 53 (Bldg No.53E) Zone-5, Road-5E, Gift city
Gandhinagar - 382050, Gujarat

CIN: L67100GJ1983PLC126089

Website: www.dolatalgotech.in

Email: investor@dolatalgotech.in

STATEMENT OF UNAUDITED CONSOLIDATED FINANCIAL RESULTS FOR THE QUARTER AND NINE MONTHS ENDED 31ST DEC., 2024

Part I

(Rs.in Million)

| PARTICULARS | Quarter Ended | | | Nine Months Ended | | Year Ended |
|--|-------------------------|-------------------------|-------------------------|-------------------------|-------------------------|-----------------------|
| | 31.12.2024 Unaudited | 30.09.2024 Unaudited | 31.12.2023 Unaudited | 31.12.2024 Unaudited | 31.12.2023 Unaudited | 31.03.2024 Audited |
| 1. Income | | | | | | |
| (a) Revenue from Operations | 1,187.05 | 1,455.59 | 993.47 | 4,159.91 | 2,327.93 | 3,767.71 |
| (b) Other Income | - | 0.04 | - | 0.04 | 0.01 | 0.03 |
| Total Income | 1,187.05 | 1,455.63 | 993.47 | 4,159.94 | 2,327.94 | 3,767.73 |
| 2. Expenses | | | | | | |
| a. Employee benefits expense | 133.09 | 30.02 | 27.43 | 188.56 | 60.63 | 99.96 |
| b. Finance Cost | 124.61 | 105.69 | 68.15 | 324.54 | 197.33 | 284.41 |
| c. Depreciation and amortisation expense | 6.29 | 5.64 | 3.17 | 16.23 | 7.31 | 11.66 |
| d. Securities Transaction Tax | 329.48 | 259.11 | 188.13 | 860.21 | 474.71 | 714.37 |
| e. Transaction Charges | 54.67 | 70.11 | 70.31 | 196.49 | 173.28 | 234.30 |
| f. Other expenses | 23.21 | 53.93 | 64.28 | 123.70 | 167.88 | 227.57 |
| Total expenses | 671.35 | 524.51 | 421.47 | 1,709.72 | 1,081.15 | 1,572.26 |
| 3. Profit/(Loss) from ordinary activities before Extra Ordinary Item | 515.70 | 931.12 | 572.00 | 2,450.23 | 1,246.80 | 2,195.47 |
| 4. Extra Ordinary Item (net of tax expenses) | - | - | - | - | - | - |
| 5. Profit/(Loss) before tax (3+4) | 515.70 | 931.12 | 572.00 | 2,450.23 | 1,246.80 | 2,195.47 |
| 6. Tax Expenses | | | | | | |
| Current tax | 57.87 | 262.60 | 203.80 | 607.52 | 366.31 | 615.14 |
| Deferex tax charge/(benefits) | 82.72 | (0.27) | (47.28) | 80.05 | (14.80) | 2.82 |
| Total Tax Expenses | 140.60 | 262.33 | 156.52 | 687.57 | 351.52 | 617.96 |
| 7. Net Profit/(Loss) for the period (5-6) | 375.10 | 668.78 | 415.48 | 1,762.66 | 895.28 | 1,577.51 |
| 8. Other comprehensive income, net of tax | | | | | | |
| a) Items that will not be reclassified to profit or loss | 0.14 | - | 0.02 | 0.14 | 0.05 | (0.28) |
| b) Items that will be reclassified to profit or loss | - | - | - | - | - | - |
| 9. Total Other comprehensive income, net of tax | 0.14 | - | 0.02 | 0.14 | 0.05 | (0.28) |
| 10. Total comprehensive income (7+9) | 375.24 | 668.78 | 415.50 | 1,762.80 | 895.33 | 1,577.23 |
| 11. Profit for the period attributable to: | | | | | | |
| -Owners of the Company | 373.83 | 667.10 | 414.43 | 1,757.72 | 892.78 | 1,573.29 |
| -Non-controlling interest | 1.27 | 1.69 | 1.05 | 4.94 | 2.50 | 4.22 |
| | 375.10 | 668.78 | 415.48 | 1,762.66 | 895.28 | 1,577.51 |
| 12. Other Comprehensive Income for the period attributable to: | | | | | | |
| -Owners of the Company | 0.14 | - | 0.02 | 0.14 | 0.05 | (0.28) |
| -Non-controlling interest | - | - | - | - | - | - |
| | 0.14 | - | 0.02 | 0.14 | 0.05 | (0.28) |
| 13. Total Comprehensive Income for the period attributable to: | | | | | | |
| -Owners of the Company | 373.96 | 667.10 | 414.45 | 1,757.86 | 892.84 | 1,573.01 |
| -Non-controlling interest | 1.27 | 1.69 | 1.05 | 4.94 | 2.50 | 4.22 |
| | 375.24 | 668.78 | 415.50 | 1,762.80 | 895.33 | 1,577.23 |
| 14 Paid up equity share capital (Face Value of ₹ 1 Each) | 176.00 | 176.00 | 176.00 | 176.00 | 176.00 | 176.00 |
| 15. Reserve excluding Revaluation Reserve as per balance sheet of previous accounting year | - | - | - | - | - | 7,744.95 |
| 16. Basic & Diluted Earning Per Shares (EPS) (₹) | 2.12 | 3.79 | 2.35 | 9.99 | 5.07 | 8.94 |

Notes :

- 1) The above consolidated results have been prepared in accordance with Indian Accounting Standard ('Ind AS') notified under Section 133 of the Companies Act, 2013 read together with the Companies (Indian Accounting Standards) Rules, 2015 (as amended).
- 2) The above results for the quarter ended 31st December, 2024 were reviewed by the Audit Committee and approved by the Board of Directors at its meeting held on 11/02/2025 and have undergone "Limited Review" by the Statutory Auditors of the Company.
- 3) The interest from deposits with banks and government securities have been shown as income from other operating activities. Comparative figures in previous periods have been reclassified for the purpose of comparability.
- 4) The consolidated financial statements of the Company for the quarter and nine months ended 31st December, 2024 include total income of Rs. 392.12 millions and Rs.1,343.21 millions respectively of M/s Dolat Tradecorp.
- 5) The parent company and its subsidiary is engaged primarily in the business of trading in shares and securities and there are no separate reportable segments as per Indian Accounting Standards (Ind AS) - 108 dealing with segment reporting.
- 6) The results for the quarter and nine months ended December 31, 2024 are available on the BSE Limited website (URL:www.bseindia.com), The National Stock Exchange of India Ltd. website (URL:www.nseindia.com) and the company's website (URL: www.dolatalgotech.in).
- 7) Previous period figures have been regrouped /rearranged wherever considered necessary.

For Dolat Algotech Limited

Place : Mumbai
Date : 11-02-2025



Pankaj D. Shah
Managing Director
[DIN No - 00005023]

DOLAT ALGOTECH LIMITED

Additional disclosures as per Regulation 52(4) of the Securities and Exchange Board of India (Listing Obligations and Disclosures Requirement) Regulations, 2015 for the quarter and nine months ended 31st December, 2024 (based on Consolidated financial results).

Key financial information

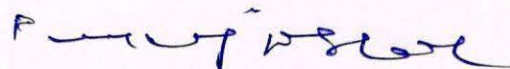
| PARTICULARS | Quarter Ended | | | Nine Months Ended | | Year Ended |
|--|-------------------------|-------------------------|-------------------------|-------------------------|-------------------------|-----------------------|
| | 31.12.2024 Unaudited | 30.09.2024 Unaudited | 31.12.2023 Unaudited | 31.12.2024 Unaudited | 31.12.2023 Unaudited | 31.03.2024 Audited |
| 1) Debt-Equity Ratio (in times) | 0.47 | 0.40 | 0.40 | 0.47 | 0.40 | 0.11 |
| 2) Debt Service Coverage Ratio (in times) (annualised) | 4.06 | 7.38 | 7.14 | 6.48 | 5.57 | 6.59 |
| 3) Interest Service Coverage Ratio (in times)* | 5.14 | 9.81 | 9.39 | 8.55 | 7.32 | 8.72 |
| 4) Debenture Redemption Reserve ('Rupees in Million) | - | - | - | - | - | - |
| 5) Capital Redemption Reserve ('Rupees in Million) | - | - | - | - | - | - |
| 6) Current Ratio (in times)* | 1.91 | 1.65 | 2.09 | 1.91 | 2.09 | 3.19 |
| 7) Long term debt to working capital Ratio (in times)* | - | - | - | - | - | 0.00 |
| 8) Bad debts to Account receivable Ratio (in times)* | NA | NA | NA | NA | NA | NA |
| 9) Current liability Ratio (in times)* | 0.98 | 1.00 | 1.00 | 0.98 | 1.00 | 0.99 |
| 10) Total debts to total assets Ratio (in times)* | 0.31 | 0.27 | 0.28 | 0.31 | 0.28 | 0.09 |
| 11) Debtors Turnover Ratio (in times)* | NA | NA | NA | NA | NA | NA |
| 12) Inventory Turnover Ratio (in times)* | NA | NA | NA | NA | NA | NA |
| 13) Operating-Profit Margin (%)* | 54.47 | 71.62 | 64.76 | 67.09 | 62.35 | 66.13 |
| 14) Nct Profit Margin (%)* | 31.60 | 45.95 | 41.82 | 42.37 | 38.46 | 41.87 |
| 15) Nct Worth [Total Equity] ('Rupees in Million) | 9,634.81 | 9,304.84 | 7,258.38 | 9,634.81 | 7,258.38 | 7,920.95 |

Formulae for computation of ratios are as follows;

| | |
|--|---|
| a) Debt-Equity Ratio (in times) | Total Debt/ Total Equity |
| b) Debt Service Coverage Ratio (in times) (annualised) | Income available for debt service = (Operating Cash Profit + Interest Expenses)/Interest Expenses |
| c) Interest Service Coverage Ratio (in times)* | Profit before interest and tax/Interest expenses |
| d) Current Ratio (in times)* | Current assets / Current Liabilities |
| e) Long term debt to working capital Ratio (in times)* | Non current borrowings/working capital(WC), where WC = Current Assets - Current Liabilities |
| f) Bad debts to Account receivable Ratio (in times)* | Bad Debt written off / Average Trade Receivable |
| g) Current liability Ratio (in times)* | Current Liabilities / Total Liabilities |
| h) Total debts to total assets Ratio (in times)* | Total Debt / Total Assets |
| i) Debtors Turnover Ratio (in times)* | (Revenue from operation + Other operating income)/Average trade Receivable |
| j) Operating-Profit Margin (%)* | (EBITDA-Depreciation)/(Revenue from operation + Other operating income) |
| k) Nct Profit Margin (%)* | Net profit after tax/(Revenue from operation + Other operating income) |

For Dolat Algotech Limited




Pankaj D. Shah
 Managing Director
 [DIN No - 00005023]

Place : Mumbai
Date : 11-02-2025