



# TAPARIA TOOLS LTD.

MUMBAI OFFICE : 423-424/A-2, SHAH & NAHAR, LOWER PAREL (W), MUMBAI-400 013. (INDIA).  
☎ : 022-61478646 / 24938646-50, FAX : 091-022-2495 3230 E.mail : htaparla@tapariatools.com  
CIN NO. : L99999MH1965PLC013392 Web site : <http://www.tapariatools.com>



TTL/SEC/2024-2025  
13<sup>th</sup> November 2024

The General Manager  
Department of Corporate Services  
Bombay Stock Exchange Limited  
P. J. Towers, Dalal Street,  
Mumbai - 400 023

*Scrip Code: 505685*

Dear Sir,

Subject: Outcome of the Board Meeting held on 13<sup>th</sup> November 2024.

Pursuant to Regulation 30 and 43 read with Schedule III of SEBI (Listing Obligations and Disclosure Requirements) Regulations, 2015, the Board of Directors of the Company at its Meeting held on 13<sup>th</sup> November 2024, which was commenced at . 2-15 P.M. and concluded at 3-10 P.M. discussed and approved the following matters along with other matters:

1. "Approved and adopted "The Statement of Standalone Unaudited Financial Results for the quarter and half year ended 30<sup>th</sup> September 2024" prepared as per the Companies (Indian Accounting Standards) Rules, 2015 (Ind-AS Rules) along with "Independent Auditor's Review Report on Unaudited Quarterly Financial Results" duly reviewed by M/s. Batliboi & Purohit Chartered Accountants, (Reg. No.101048W), the Statutory Auditors of the Company, Mumbai".
2. The Board of Directors of the Company has inter-alia considered to pay the Interim Dividend @ 250% (i.e. Rs. 25/- per share of Rs. 10/-each) from the Distributable Profits for the period from 01.04.2024 to 30.09.2024.
3. Further, the Board of Directors has fixed 22<sup>nd</sup> November 2024 as "Record Date" to determine the list of eligible members for the payment of Interim Dividend and other matters.

Kindly take the above on record and oblige.

Yours faithfully,  
For Taparia Tools Limited

V.S. Datey  
Company Secretary



## TAPARIA TOOLS LTD.

Regd. Office : 52 &amp; 52B, MIDC Area, Satpur, Nashik - 422 007

E-Mail : nashik@tapariatools.com

Web site : http://www.tapariatools.com

CIN : L99999MH1965PLC013392

## STATEMENT OF UN-AUDITED FINANCIAL RESULTS FOR THE QUARTER AND HALF YEAR ENDED 30TH SEPTEMBER 2024

(Rs. in Lakhs)

| Sr. No.     | Particulars   | Quarter Ended             |                           |                           | Half Year Ended           |                           | Year ended               |
|-------------|---|---------------------------|---------------------------|---------------------------|---------------------------|---------------------------|--------------------------|
|             |   | 30-Sep-24<br>[Un-audited] | 30-Jun-24<br>[Un-audited] | 30-Sep-23<br>[Un-audited] | 30-Sep-24<br>[Un-audited] | 30-Sep-23<br>[Un-audited] | 31-March-24<br>[Audited] |
| <b>I</b>    | <b>Income From Operations</b>   |                           |                           |                           |                           |                           |                          |
|             | (1) Revenue From Operations   | 22,400.30                 | 21,117.89                 | 20,906.35                 | 43,518.19                 | 40,043.13                 | 82,853.27                |
|             | (2) Other Income  | 274.68                    | 272.90                    | 164.71                    | 547.58                    | 338.46                    | 913.59                   |
|             | <b>Total Income (1 +2)</b>  | <b>22,674.98</b>          | <b>21,390.79</b>          | <b>21,071.06</b>          | <b>44,065.77</b>          | <b>40,381.59</b>          | <b>83,766.86</b>         |
| <b>II</b>   | <b>EXPENSES</b>   |                           |                           |                           |                           |                           |                          |
|             | (a) Cost of Material consumed   | 943.65                    | 981.38                    | 1,185.58                  | 1,925.03                  | 2,064.39                  | 4,154.61                 |
|             | (b) Purchase of Stock -in-trade   | 11,470.20                 | 11,256.19                 | 12,124.41                 | 22,726.39                 | 22,945.65                 | 40,993.70                |
|             | (c) Changes in Inventories of finished goods, Stock-in-trade and work-in-progress | (761.95)                  | (1,437.84)                | (439.70)                  | (2,199.78)                | (10.20)                   | 3,493.75                 |
|             | (d) Employee benefits expense   | 1,086.97                  | 1,036.94                  | 1,078.29                  | 2,123.91                  | 1,987.35                  | 3,970.42                 |
|             | (e) Finance Costs   | 9.30                      | 6.37                      | 4.09                      | 15.67                     | 6.88                      | 29.06                    |
|             | (f) Depreciation and amortisation expense   | 67.68                     | 54.88                     | 34.49                     | 122.56                    | 68.76                     | 139.73                   |
|             | (g) Other expenses  | 5,753.75                  | 5,480.40                  | 3,847.59                  | 11,234.15                 | 7,529.37                  | 17,642.74                |
|             | <b>Total Expenses (a to g)</b>  | <b>18,569.60</b>          | <b>17,378.32</b>          | <b>17,834.75</b>          | <b>35,947.93</b>          | <b>34,592.20</b>          | <b>70,424.01</b>         |
| <b>III</b>  | <b>Profit before exceptional items and tax (I - II)</b>                           | <b>4,105.38</b>           | <b>4,012.47</b>           | <b>3,236.31</b>           | <b>8,117.84</b>           | <b>5,789.39</b>           | <b>13,342.85</b>         |
|             | Add/Less :Exceptional Items   | -                         | -                         | -                         | -                         | -                         | -                        |
| <b>IV</b>   | <b>Profit before tax</b>  | <b>4,105.38</b>           | <b>4,012.47</b>           | <b>3,236.31</b>           | <b>8,117.84</b>           | <b>5,789.39</b>           | <b>13,342.85</b>         |
|             | Less :Tax Expense   |                           |                           |                           |                           |                           |                          |
|             | (1) Current tax   | 1,030.54                  | 1,002.73                  | 906.28                    | 2,033.27                  | 1,536.84                  | 3,255.94                 |
|             | (2) Deferred tax charge/(credit)  | (0.83)                    | 3.02                      | (34.94)                   | 2.19                      | (11.14)                   | 110.30                   |
| <b>V</b>    | <b>Total Tax</b>  | <b>1,029.71</b>           | <b>1,005.75</b>           | <b>871.34</b>             | <b>2,035.46</b>           | <b>1,525.70</b>           | <b>3,366.24</b>          |
| <b>VI</b>   | <b>Net Profit for the period after Tax (IV-V)</b>                                 | <b>3,075.67</b>           | <b>3,006.72</b>           | <b>2,364.97</b>           | <b>6,082.38</b>           | <b>4,263.69</b>           | <b>9,976.61</b>          |
| <b>VII</b>  | <b>Other Comprehensive Income</b>   |                           |                           |                           |                           |                           |                          |
|             | A (i) Items that will not be classified to profit or loss                         | -                         | -                         | -                         | -                         | -                         | 77.14                    |
|             | (ii) Income tax relating to items that will not be reclassified to profit or loss | -                         | -                         | -                         | -                         | -                         | (19.42)                  |
|             | B (i) Items that will be classified to profit or loss                             | -                         | -                         | -                         | -                         | -                         | -                        |
|             | (ii) Income tax relating to items that will be reclassified to profit or loss     | -                         | -                         | -                         | -                         | -                         | -                        |
|             | Other Comprehensive Income  | -                         | -                         | -                         | -                         | -                         | 57.72                    |
| <b>VIII</b> | <b>Total Comprehensive Income for the period (VI+VII)</b>                         | <b>3,075.67</b>           | <b>3,006.72</b>           | <b>2,364.97</b>           | <b>6,082.38</b>           | <b>4,263.69</b>           | <b>10,034.33</b>         |
| <b>IX</b>   | <b>Paid-up equity share capital (Face value of Rs.10 per share)</b>               | <b>1,517.88</b>           | <b>1,517.88</b>           | <b>1,517.88</b>           | <b>1,517.88</b>           | <b>1,517.88</b>           | <b>1,517.88</b>          |
| <b>X</b>    | <b>Reserves excluding Revaluation Reserves as at Balance Sheet Date</b>           |                           |                           |                           |                           |                           | <b>30,138.19</b>         |
| <b>XI</b>   | <b>Earnings per equity share in Rs.</b>   | <b>20.26</b>              | <b>19.81</b>              | <b>15.58</b>              | <b>40.07</b>              | <b>28.09</b>              | <b>65.73</b>             |

## NOTES :

|    |   |
|----|---|
| 1) | The above Financial Results have been recommended by the Audit Committee and approved by the Board of Directors at their respective meetings held on November 13, 2024.   |
| 2) | The Company is exclusively in the handtools business segment, hence segment reporting is not applicable as per Ind AS-108.  |
| 3) | As required under Regulation 33 of SEBI (Listing Obligations and Disclosures Requirements) Regulations, 2015, the Limited Review by the Statutory Auditor has been completed for the quarter and half year ended September 30, 2024, and the Report forwarded to BSE Ltd. The Report does not have any impact on the above results and Notes which needs explanation.   |
| 4) | The Board of Directors at its Meeting held on 13th November 2024 has declared Interim Dividend of Rs.25/- per Equity Share having face value of Rs. 10/- each. The record date fixed for the purpose of determining the entitlement of the Members for the Interim Dividend is 22nd November 2024 and such Dividend will be paid on or before 12th December, 2024 to those Members entitled thereto.                                  |
| 5) | The comparative figures for the corresponding quarter and half year ended September 30, 2023 and the financial statements of the Company for the year ended March 31, 2024, included in these financial results, were reviewed / audited, respectively, by the Predecessor Auditor who expressed an unmodified conclusion / opinion, respectively, on those financial information on November 07, 2023 and May 21, 2024 respectively. |
| 6) | Previous periods' figures have been regrouped wherever necessary to conform to the current period's presentation wherever applicable.   |

For and on behalf of the Board of Directors of Taparia Tools Ltd.

Sivaramakrishnan Palaniappan Pillai


Whole-Time Director-Operations

(DIN : 06436717)

Mumbai, 13th November, 2024




|   | (₹ in lakh)                                |                                     |
|---|--|-------------------------------------|
| ASSETS  | As at 30th September, 2024<br>(Un-audited) | As at 31st March, 2024<br>(Audited) |
| <b>Non-Current Assets</b>   |  |                                     |
| (a) Property, Plant and Equipment   | 1,466.12                                   | 1,361.15                            |
| (b) Investment Property   | 555.31                                     | 554.87                              |
| (c) Right of Use Assets (Premises)  | 154.54                                     | 31.65                               |
| (d) Intangible assets   | 7.12                                       | 7.12                                |
| (e) Financial assets  |  |                                     |
| (f) Other financial assets  | 256.97                                     | 171.19                              |
| (g) Deferred tax Assets (Net)   |  |                                     |
| (h) Income Tax Assets (Net)   | 1,418.86                                   | 1,398.91                            |
| (i) Other non-current assets  | 183.22                                     | 142.54                              |
| <b>Total Non-Current Assets</b>   | <b>4,042.14</b>                            | <b>3,667.43</b>                     |
| <b>Current Assets</b>   |  |                                     |
| (a) Inventories   | 14,832.72                                  | 12,622.37                           |
| (b) Financial assets  |  |                                     |
| (i) Investments   | 15,366.96                                  | 14,420.86                           |
| (ii) Trade receivables  | 9,587.03                                   | 7,825.61                            |
| (iii) Cash and cash equivalents   | 369.98                                     | 1,083.13                            |
| (iv) Other financial assets   |  | 38.81                               |
| (c) Loans and Advances :<br>Loan considered good - Unsecured                              | 3.27                                       | 9.76                                |
| (d) Other current assets  | 161.18                                     | 1,290.26                            |
| <b>Total Current Assets</b>   | <b>40,321.14</b>                           | <b>37,290.80</b>                    |
| <b>Total Assets</b>   | <b>44,363.28</b>                           | <b>40,958.23</b>                    |
| <b>EQUITY AND LIABILITIES</b>   |  |                                     |
| <b>Equity</b>   |  |                                     |
| (a) Equity share capital  | 1,517.88                                   | 1,517.88                            |
| (b) Other Equity  | 33,184.83                                  | 30,138.15                           |
| <b>Total Equity</b>   | <b>34,702.71</b>                           | <b>31,656.03</b>                    |
| <b>Liabilities</b>  |  |                                     |
| <b>Non-Current Liabilities</b>  |  |                                     |
| (a) Financial Liabilities   |  |                                     |
| (i) Lease Liabilities   | 74.52                                      | 13.13                               |
| (b) Provisions  | 219.70                                     | 190.53                              |
| (c) Deferred tax liabilities (Net)  | 151.43                                     | 149.24                              |
| <b>Total Non-Current Liabilities</b>  | <b>445.65</b>                              | <b>352.90</b>                       |
| <b>Current Liabilities</b>  |  |                                     |
| (a) Financial liabilities   |  |                                     |
| (i) Trade and other payables  |  |                                     |
| a) Total outstanding dues of micro enterprises and small enterprises                      | 2.82                                       | 165.32                              |
| b) Total outstanding dues of creditors other than micro enterprises and small enterprises | 5,798.92                                   | 6,095.70                            |
| (ii) Lease Liabilities  | 85.54                                      | 19.70                               |
| (iii) Other financial liabilities   | 258.55                                     | 299.53                              |
| (b) Provisions  | 99.69                                      | 99.69                               |
| (c) Current tax liabilities (Net)   | 106.77                                     | 33.50                               |
| (d) Other current liabilities   | 2,862.63                                   | 2,235.66                            |
| <b>Total Current Liabilities</b>  | <b>9,214.92</b>                            | <b>8,949.30</b>                     |
| <b>Total Liabilities</b>  | <b>9,660.57</b>                            | <b>9,302.20</b>                     |
| <b>Total Equity and Liabilities</b>   | <b>44,363.28</b>                           | <b>40,958.23</b>                    |

  
 Sivaramakrishnan Palaniappan Pillai  
 Whole-Time Director-Operations  
 (DIN: 06416717)



|   | For the period Ended Sept,<br>2024 (Un-audited) | For the period Ended Sept,<br>2023 (Un-audited) |
|---|---|---|
| <b>A Cash Flow from Operating activities</b>                  |   | ( ₹ in lakh )                                   |
| 1 Net Profit before Tax                                       | 8,117.84  | 5,789.39  |
| 2 Adjusted for :  |   |   |
| Depreciation on Assets  | 70.02   | 68.76   |
| Amortisation of Right to Use of Assets                        | 52.54   | -   |
| Loss on Sale of Fixed Assets                                  | 3.46  | (0.38)  |
| Interest Income   | (0.33)  | (0.23)  |
| Net foreign exchange (gains)/losses                           | (0.20)  | (1.80)  |
| Short term capital gain                                       | (397.30)  | (321.60)  |
| Gain in fair value of investment                              | (111.20)  | 11.03   |
| Provision for bad debts                                       | 59.13   | 7.57  |
| Finance Cost  | 15.67   | 3.97  |
|   | (308.21)  | (232.68)  |
| 3 Operating Profit Before Working Capital Changes ( 1+2 )     | 7,809.63  | 5,556.71  |
| 4 Changes in Working Capital :                                |   |   |
| Decrease/(Increase) in Inventories                            | (2,210.35)                                      | (6,010.18)                                      |
| Decrease/(Increase) in Trade Receivables                      | (1,820.55)                                      | 170.73  |
| Decrease/(Increase) in Other Financial Assets (Non current)   | (126.90)  | 1,131.95  |
| Decrease/(Increase) in Other Assets                           | 1,174.38  | (2,121.77)                                      |
| (Decrease)/Increase in Trade Payable                          | (459.28)  | 338.09  |
| (Decrease)/Increase in Other Current Liabilities              | 29.17   | (32.66)   |
| (Decrease)/Increase in Other Liabilities & Provisions         | 585.79  | 2,051.66  |
| Changes in Working Capital                                    | (2,827.74)                                      | (4,472.18)                                      |
| 5 Cash Generated from Operations ( 3+4 )                      | 4,981.89  | 1,084.53  |
| 6 Less : Taxes paid   | (1,979.95)                                      | (1,353.36)                                      |
| 7 Net Cash Flow from / (used in) Operating Activities ( 5-6 ) | 3,001.94  | (268.83)  |
| <b>B Cash Flow From Investing Activities</b>                  |   |   |
| Purchase of fixed assets                                      | (178.30)  | (25.27)   |
| Sales of Fixed Assets   | -   | 0.38  |
| Interest Received   | 0.33  | 0.23  |
| Sale/(Purchase) of investments (net)                          | (946.10)  | (2,299.66)                                      |
| Gain in fair value of investment                              | 508.50  | 11.03   |
| Net Cash Flow from / (used in) Investing Activities           | (615.57)  | (2,313.29)                                      |
| <b>C Cash Flow From Financing Activities</b>                  |   |   |
| (a) Finance Cost  | (1.18)  | 3.97  |
| (b) Dividend paid   | (3,035.75)                                      | 2,352.71  |
| (c) Payment of lease liabilities                              | (62.59)   | 15.51   |
| Net Cash flow from / (used in) Financing activities           | (3,099.52)                                      | 2,372.19  |
| Net increase/(decrease) in cash and cash equivalents (A+B+C)  | (713.15)  | (209.93)  |
| Add: Cash and cash equivalents at the beginning of the period | 1,083.13  | 749.96  |
| Cash and cash equivalents at the end of the period            | 369.98  | 540.03  |
| <b>D Components of Cash and cash equivalents</b>              |   |   |
| Cash on hand  | 3.19  | 4.47  |
| With Banks<br>on current accounts                             | 366.79  | 535.56  |
| Total Cash and cash equivalents                               | 369.98  | 540.03  |

by order of the board, For TAPARIA TOOLS LIMITED

  
Sivaramakrishnan Palaniappan Pillai  
Whole-Time Director-Operations  
(DIN: 06436717)



# BATLIBOI & PUROHIT

## Chartered Accountants

### Independent Auditor's Review Report on Unaudited Quarterly Financial Results

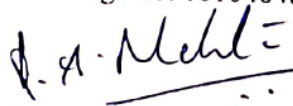
To the Board of Directors of Taparia Tools Ltd

1. We have reviewed the accompanying statement of unaudited financial results of Taparia Tools Limited ('the Company') for the quarter and half year ended September 30, 2024 ('the Statement') being submitted by the Company pursuant to the requirements of Regulation 33 of the SEBI (Listing Obligations and Disclosure Requirements) Regulations, 2015 (as amended).
2. The Statement, which is the responsibility of the Company's Management and approved by the Company's Board of Directors, has been prepared in accordance with the recognition and measurement principles laid down in Indian Accounting Standard 34, Interim Financial Reporting ('Ind AS 34'), prescribed under Section 133 of the Companies Act, 2013 ('the Act'), and other accounting principles generally accepted in India and is in compliance with Regulation 33 of the Listing Regulations. Our responsibility is to express a conclusion on the Statement based on our review.
3. We conducted our review of the Statement in accordance with the Standard on Review Engagements (SRE) 2410, Review of Interim Financial Information Performed by the Independent Auditor of the Entity, issued by the Institute of Chartered Accountants of India. This standard requires that we plan and perform the review to obtain moderate assurance as to whether the Statement is free of material misstatement. A review of interim financial information consists of making inquiries, primarily of persons responsible for financial and accounting matters, and applying analytical and other review procedures. A review is substantially less in scope than an audit conducted in accordance with the Standards on Auditing specified under Section 143(10) of the Act, and consequently, does not enable us to obtain assurance that we would become aware of all significant matters that might be identified in an audit. Accordingly, we do not express an audit opinion.
4. Based on our review conducted as above, nothing has come to our attention that causes us to believe that the accompanying Statement, prepared in accordance with the recognition and measurement principles laid down in Ind AS 34, prescribed under Section 133 of the Act, and other accounting principles generally accepted in India, has not disclosed the information required to be disclosed in accordance with the requirements of Regulation 33 of the SEBI (Listing Obligations and Disclosure Requirements) Regulations, 2015 (as amended), including the manner in which it is to be disclosed, or that it contains any material misstatement.

#### Other Matters

5. The comparative figures for the corresponding quarter and half year ended September 30, 2023 and the financial statements of the Company for the year ended March 31, 2024, included in these financial results, were reviewed / audited, respectively, by the Predecessor Auditor who expressed an unmodified conclusion / opinion, respectively, on those financial information on November 07, 2023 and May 21, 2024 respectively

For Batliboi & Purohit  
Chartered Accountants  
Firm regn no. 101048W

  
Kaushal Mehta  
Partner  
Membership no 111749



ICAI UDIN : 2411749BKAFKG9271

Mumbai  
Date: November 13, 2024

# BATLIBOI & PUROHIT

## Chartered Accountants

### Independent Auditor's Review Report on Unaudited Quarterly Financial Results

#### To the Board of Directors of Taparia Tools Ltd

1. We have reviewed the accompanying statement of unaudited financial results of Taparia Tools Limited ('the Company') for the quarter and half year ended September 30, 2024 ('the Statement') being submitted by the Company pursuant to the requirements of Regulation 33 of the SEBI (Listing Obligations and Disclosure Requirements) Regulations, 2015 (as amended).
2. The Statement, which is the responsibility of the Company's Management and approved by the Company's Board of Directors, has been prepared in accordance with the recognition and measurement principles laid down in Indian Accounting Standard 34, Interim Financial Reporting ('Ind AS 34'), prescribed under Section 133 of the Companies Act, 2013 ('the Act'), and other accounting principles generally accepted in India and is in compliance with Regulation 33 of the Listing Regulations. Our responsibility is to express a conclusion on the Statement based on our review.
3. We conducted our review of the Statement in accordance with the Standard on Review Engagements (SRE) 2410, Review of Interim Financial Information Performed by the Independent Auditor of the Entity, issued by the Institute of Chartered Accountants of India. This standard requires that we plan and perform the review to obtain moderate assurance as to whether the Statement is free of material misstatement. A review of interim financial information consists of making inquiries, primarily of persons responsible for financial and accounting matters, and applying analytical and other review procedures. A review is substantially less in scope than an audit conducted in accordance with the Standards on Auditing specified under Section 143(10) of the Act, and consequently, does not enable us to obtain assurance that we would become aware of all significant matters that might be identified in an audit. Accordingly, we do not express an audit opinion.
4. Based on our review conducted as above, nothing has come to our attention that causes us to believe that the accompanying Statement, prepared in accordance with the recognition and measurement principles laid down in Ind AS 34, prescribed under Section 133 of the Act, and other accounting principles generally accepted in India, has not disclosed the information required to be disclosed in accordance with the requirements of Regulation 33 of the SEBI (Listing Obligations and Disclosure Requirements) Regulations, 2015 (as amended), including the manner in which it is to be disclosed, or that it contains any material misstatement.

#### Other Matters

5. The comparative figures for the corresponding quarter and half year ended September 30, 2023 and the financial statements of the Company for the year ended March 31, 2024, included in these financial results, were reviewed / audited, respectively, by the Predecessor Auditor who expressed an unmodified conclusion / opinion, respectively, on those financial information on November 07, 2023 and May 21, 2024 respectively

For Batliboi & Purohit  
Chartered Accountants  
Firm regn no. 101048W

*K. A. Mehta*

**Kaushal Mehta,**  
Partner  
Membership no 111749



ICAI UDIN : 24111749BKAFKQ9271

Mumbai  
Date: November 13, 2024