

Secretarial Section

Head Office, 57- V.E. Road,
Thoothukudi – 628 002.

☎: 0461-2325136

e-mail : secretarial@tmbank.in

CIN: L65110TN1921PLC001908



Ref.No.TMB.SE.182/2024-25

30.01.2025

The Manager,
National Stock Exchange of India Ltd,
Exchange Plaza, 5th Floor, Plot No. C/1,
'G' Block, Bandra - Kurla Complex,
Bandra (East), Mumbai - 400 051.

The Manager,
Bombay Stock Exchange limited,
Phiroze Jeejeebhoy Towers,
Dalal Street,
Mumbai – 400 001.

Ref: Symbol: TMB / Scrip Code: 543596

Dear Sir/Madam,

Sub: Newspaper Publication - Unaudited Financial Results of the Bank for the quarter and nine months ended December 31, 2024

Pursuant to Regulations 47 of the SEBI (Listing Obligations and Disclosure Requirements) Regulations, 2015, we are enclosing the copy of the publication made in newspapers on the Unaudited Financial Results of the Bank for the quarter and nine months ended December 31, 2024. The advertisement has been published in the following newspapers on January 30, 2025:

S.No.	Newspaper	Language
1	Dinakaran	Tamil
2	The Hindu	English
3	Business Line	
4	Financial Express	
5	The Economic Times	
6	The Times of India	
7	Business Remedies	Hindi

Kindly take the information on record.

Yours faithfully,

For Tamilnad Mercantile Bank Limited



Swapnil Yelgaonkar

Company Secretary and Compliance Officer

Membership No: ACS 21877

Tamilnad Mercantile Bank Limited

REGD. OFFICE : 57, VEI ROAD, THOOTHUKUDI - 628 002
CIN : L65110TN1921PLC001908

Tamilnad
Mercantile
Bank Ltd
Be a step ahead in life

Scan QR to View Detailed
Financial Results

Strong results, stronger growth

**Unaudited Financial Results for
the Quarter / Nine Months ended
31st December 2024**

₹ in Crores

Particulars	Quarter Ended 31 st Dec 2023	Quarter Ended 31 st Dec 2024	Sl. No.	Particulars	Quarter Ended			Nine Months Ended		Year Ended
					31.12.2024 (Unaudited)	30.09.2024 (Unaudited)	31.12.2023 (Unaudited)	31.12.2024 (Unaudited)	31.12.2023 (Unaudited)	31.03.2024 (Audited)
↑ TOTAL BUSINESS	85,185	94,042								
↑ NET PROFIT	284	300								
↑ OPERATING PROFIT	370	408								
↑ NET WORTH	7,668	8,715								
↓ GROSS NPA (%)	1.69	1.32								
↓ NET NPA (%)	0.98	0.41								
↑ PCR Ratio (%) *	41.93	69.07								
↑ CRAR (%)	25.95	29.35								
			1.	Total Income from Operations	1519.94	1564.88	1387.13	4599.69	4075.24	5492.85
			2.	Net Profit / (Loss) for the period (before Tax, Exceptional and/or Extraordinary Items)	404.44	400.27	367.83	1188.11	1050.57	1393.58
			3.	Net Profit / (Loss) for the period after Tax, (after Exceptional and / or Extraordinary Items)	404.44	400.27	367.83	1188.11	1050.57	1393.58
			4.	Net Profit / (Loss) for the period after Tax, (after Exceptional and / or Extraordinary Items)	300.24	303.18	284.23	890.71	818.97	1072.03
			5.	Total Comprehensive Income (or the period) (Comprising Profit/Loss) for the period (after Tax) and other Comprehensive Income (after Tax)	NA	NA	NA	NA	NA	NA
			6.	Equity Share Capital	158.35	158.35	158.35	158.35	158.35	158.35
			7.	Reserves (excluding Revaluation Reserve) as shown in the Audited Balance Sheet of the previous Year	-	-	-	-	-	7762.85
			8.	Earnings Per Share (of Rs.10/- each) (on continuing and discontinued operations)						
			a)	Basic	*18.96	*19.15	*17.95	*56.25	*51.72	67.70
			b)	Diluted	*18.96	*19.15	*17.95	*56.25	*51.72	67.70

(*) without technical write off

Our product offers to customers

and many more...

NOTE: 1. The above is an extract of the detailed format of Quarterly / Nine Months Financial Results filed with the Stock Exchanges under Regulation 33 of the SEBI Listing and Other Disclosures Requirements, Regulation 3(1)(c) - Part I - 8 format of the Quarterly / Nine Months Financial Results, as available on the website of the Stock Exchanges (www.sebi.gov.in and www.bseindia.co.in) and on the Bank's Website (www.tmb.ltd)

2. Information relating to Total Comprehensive Income and other comprehensive income is not furnished as IAS is not yet applicable to banks.

For Board of Director
SALEEM KHAN
Managing Director & CEO

Place : Thoothukudi
Date : 29.01.2025

#forwardtogether follow us on /tmbankltd

www.tmb.ltd
Call centre - Toll free 180 0425 0425

Keep Yourself Safe against Online Fraud: Bank or its employees never ask you to share your sensitive information like Credit / Debit / ATM, Card Number, Exp. Date, CVV, PIN / OTP etc. Report to your Branch immediately on receiving such calls from any unknown number(s).

Tamilnad Mercantile Bank Limited

REGD. OFFICE : 57, V.E. ROAD, THOOTHUKUDI - 628 002
CIN : L65110TN1921PLC001908

Tamilnad
Mercantile
Bank Ltd
Be a step ahead in life

Scan QR to View Detailed
Financial Results

Strong results, stronger growth

Unaudited Financial Results for the Quarter / Nine Months ended 31st December 2024

₹ in Crores

Particulars	Quarter Ended 31 st Dec 2023	Quarter Ended 31 st Dec 2024	Sl. No.	Particulars	31.12.2024 (Unaudited)	30.09.2024 (Unaudited)	31.12.2023 (Unaudited)	31.12.2024 (Unaudited)	31.12.2023 (Unaudited)	31.03.2024 (Audited)
↑ TOTAL BUSINESS	85,185	94,042								
↑ NET PROFIT	284	300	1.	Total Income from Operations	1519.94		1387.13	4599.69	4075.24	5492.85
↑ OPERATING PROFIT	370	408	2.	Net Profit / (Loss) for the period (before Tax, Exceptional and/or Extraordinary items)	404.44	400.27	367.83	1188.11	1050.57	1393.58
↑ NET WORTH	7,668	8,715	3.	Net Profit / (Loss) for the period before Tax, (after Exceptional and / or Extraordinary items)	404.44	400.27	367.83	1188.11	1050.57	1393.58
↓ GROSS NPA (%)	1.69	1.32	4.	Net Profit / (Loss) for the period after Tax, (after Exceptional and / or Extraordinary items)	300.24	303.18	284.23	890.71	818.97	1072.03
↓ NET NPA (%)	0.98	0.41	5.	Total Comprehensive Income for the period (Comprising Profit/(Loss) for the period (after tax))	NA	NA	NA	NA	NA	NA
↑ PCR Ratio (%) *	41.93	69.07	6.	Equity Share Capital	158.35	158.35	158.35	158.35	158.35	158.35
↑	25.95	29.35	7.	Reserves (excluding Revaluation Reserve) as shown in the Audited Balance Sheet of the previous Year	-	-	-	-	-	7762.85
			8.	Earnings Per Share (of Rs.10/- each) for continuing and discontinued operations)						
			a)	Basic:	*18.96	*19.15	*17.95	*56.25	*51.72	67.70
			b)	Diluted:	*18.96	*19.15	*17.95	*56.25	*51.72	67.70

(*) without technical write off

Our product offers to customers

and many more...

NOTE: 1. The above is an extract of the detailed format of Quarterly / Nine Months Financial Results filed with the Stock Exchanges under Regulation 33 of the SEBI (Listing and Other Disclosure Requirements) Regulations, 2015. The full format of the Quarterly / Nine Months Financial Results are available on the website of the Stock Exchange(s) (www.seindia.com and www.bseindia.com) and on the Bank's Website (www.tmb.in)

2. Information relating to Total comprehensive income and other comprehensive income is not furnished as Ind AS is not yet made applicable to banks.

Place : Thoothukudi
Date : 29.01.2025

For Board of Director
SALEE S NAIR
Managing Director & CEO

#ForwardTogether Follow us on

www.tmb.in
Call centre - Toll free 180 0425 0426

Keep Yourself Safe against Online Fraud - Bank or its employees never ask you to share your sensitive information like Credit / Debit / ATM, Card Number, Expiry Date, CVV, PIN / OTP etc. (Report to your Branch immediately on receiving such calls from any unknown resources)

Tamilnad Mercantile Bank Limited
REGD. OFFICE : 57, V.E. ROAD, THOOTHUKUDI - 628 002
CIN : L65110TN1921PLC001908



Tamilnad
Mercantile
Bank Ltd
Be a step ahead in life

**Strong results,
stronger growth**

**Unaudited Financial Results for
the Quarter / Nine Months ended
31st December 2024**

₹ in Crores


Scan QR to View Detailed
Financial Results




Particulars	Quarter Ended 31 st Dec 2023	Quarter Ended 31 st Dec 2024	Sl. No.	Particulars	31.12.2024 (Unaudited)	30.09.2024 (Unaudited)	31.12.2023 (Unaudited)	31.12.2024 (Unaudited)	31.12.2023 (Unaudited)	31.03.2024 (Audited)
TOTAL BUSINESS	85,185	94,042								
NET PROFIT	284	300	1.	Total Income from Operations	1519.94	400.27	1387.13	4599.69	4075.24	5492.85
OPERATING PROFIT	370	408	2.	Net Profit / (Loss) for the period (before Tax, Exceptional and/or Extraordinary Items)	404.44	400.27	367.83	1188.11	1050.57	1393.58
NET WORTH	7,668	8,715	3.	Net Profit / (Loss) for the period before Tax, (after Exceptional and / or Extraordinary items)	404.44	400.27	367.83	1188.11	1050.57	1393.58
GROSS NPA (%)	1.69	1.32	4.	Net Profit / (Loss) for the period after Tax, (after Exceptional and / or Extraordinary items)	300.24	303.18	284.23	890.71	818.97	1072.03
NET NPA (%)	0.98	0.41	5.	Total Comprehensive Income for the period (Comprising Profit/(Loss) for the period (after tax)	NA	NA	NA	NA	NA	NA
PCR Ratio (%) *	41.93	69.07	6.	Equity Share Capital	158.35	158.35	158.35	158.35	158.35	158.35
	25.95	29.35	7.	Reserves (excluding Revaluation Reserve) as shown in the Audited Balance Sheet of the previous Year	-	-	-	-	-	7762.85
			8.	Earnings Per Share (of Rs.10/- each) (for continuing and discontinued operations)						
			a)	Basic:	*18.96	*19.15	*17.95	*56.25	*51.72	67.70
			b)	Diluted:	*18.96	*19.15	*17.95	*56.25	*51.72	67.70

(*) without technical write off


Our product offers to customers




TMB Royal
Savings/Account




mvi




SUPER FLEXI
Current Account



TMB msme
CREDIT



TMB GST
CREDIT



TMB Home Loan

and many more...

NOTE:


- The above is an extract of the detailed format of Quarterly / Nine Months Financial Results filed with the Stock Exchanges under Regulation 33 of the SEBI (Listing and Other Disclosure Requirements) Regulations, 2015. The full format of the Quarterly / Nine Months Financial Results are available on the website of the Stock Exchange(s) (www.rseindia.com and www.bseindia.com) and on the Bank's Website (www.tmb.in)
- Information relating to Total comprehensive income and other comprehensive income is not furnished as Ind AS is not yet made applicable to banks.

For Board of Director
SALEE S NAIR
Managing Director & CEO

Place : Thoothukudi
Date : 29.01.2025

www.tmb.in
Call centre - Toll free 180 0425 0426

Keep Yourself Safe against Online Fraud - Bank or its employees never ask you to share your sensitive information like Credit / Debit / ATM, Card Numbers, Expiry Date, CVV, PIN / OTP etc. (Report to your Branch immediately on receiving such calls from any unknown resource)

#ForwardTogether Follow us on  /tmbankindia

Tamilnad Mercantile Bank Limited

REGD. OFFICE : 57, V.E. ROAD, THOOTHUKUDI - 628 002
CIN : L65110TN1921PLC001908



Scan QR to View Detailed Financial Results



Strong results, stronger growth

Unaudited Financial Results for the Quarter / Nine Months ended 31st December 2024

₹ in Crores

Particulars	Quarter Ended 31 st Dec 2023	Quarter Ended 31 st Dec 2024	Sl. No.	Particulars	Quarter Ended			Nine Months Ended		Year Ended
					31.12.2024 (Unaudited)	30.09.2024 (Unaudited)	31.12.2023 (Unaudited)	31.12.2024 (Unaudited)	31.12.2023 (Unaudited)	31.03.2024 (Audited)
TOTAL BUSINESS	85,185	94,042								
NET PROFIT	284	300								
OPERATING PROFIT	370	408								
NET WORTH	7,668	8,715								
GROSS NPA (%)	1.69	1.32								
NET NPA (%)	0.98	0.41								
PCR Ratio (%) *	41.93	69.07								
CRAR (%)	25.95	29.35								
			1.	Total Income from Operations	1519.94	1564.88	1387.13	4599.69	4075.24	5492.85
			2.	Net Profit / (Loss) for the period (before Tax, Exceptional and/or Extraordinary items)	404.44	400.27	367.83	1188.11	1050.57	1393.58
			3.	Net Profit / (Loss) for the period before Tax, (after Exceptional and / or Extraordinary items)	404.44	400.27	367.83	1188.11	1050.57	1393.58
			4.	Net Profit / (Loss) for the period after Tax, (after Exceptional and / or Extraordinary items)	300.24	303.18	284.23	890.71	818.97	1072.03
			5.	Total Comprehensive Income for the period (Comprising Profit/(Loss) for the period (after tax) and other comprehensive income (after tax)	NA	NA	NA	NA	NA	NA
			6.	Equity Share Capital	158.35	158.35	158.35	158.35	158.35	158.35
			7.	Reserves (excluding Revaluation Reserve) as shown in the Audited Balance Sheet of the previous Year	-	-	-	-	-	7762.85
			8.	Earnings Per Share (of Rs.10/- each) (for continuing and discontinued operations)						
			a)	Basic:	*18.96	*19.15	*17.95	*56.25	*51.72	67.70
			b)	Diluted:	*18.96	*19.15	*17.95	*56.25	*51.72	67.70

(*) without technical write off

Our product offers to customers



and many more...

NOTE: 1. The above is an extract of the detailed format of Quarterly / Nine Months Financial Results filed with the Stock Exchanges under Regulation 33 of the SEBI (Listing and Other Disclosure Requirements) Regulations, 2015. The full format of the Quarterly / Nine Months Financial Results are available on the website of the Stock Exchange(s) (www.nseindia.com and www.bseindia.com) and on the Bank's Website (www.tmb.in)
2. Information relating to Total comprehensive income and other comprehensive income is not furnished as Ind AS is not yet made applicable to banks.

Place : Thoothukudi
Date : 29.01.2025

For Board of Director
SALEE S NAIR
Managing Director & CEO

#ForwardTogether Follow us on /tmbankltd
financialexp.epapr.in

www.tmb.in
Call centre - Toll free 180 0425 0426

Keep Yourself Safe against Online Fraud : Bank or its employees never ask you to share your sensitive information like Credit / Debit / ATM, Card Number, Expiry Date, CVV, PIN / OTP etc. (Report to your Branch immediately on receiving such calls from any unknown resources)

Tamilnad Mercantile Bank Limited

REGD. OFFICE : 57, V.E. ROAD, THOOTHUKUDI - 628 002
CIN : L65110TN1921PLC001908



Scan QR to View Detailed Financial Results



Strong results,
stronger growth

Unaudited Financial Results for the Quarter / Nine Months ended 31st December 2024

₹ in Crores

Particulars	Quarter Ended 31 st Dec 2023	Quarter Ended 31 st Dec 2024
TOTAL BUSINESS	85,185	94,042
NET PROFIT	284	300
OPERATING PROFIT	370	408
NET WORTH	7,668	8,715
GROSS NPA (%)	1.69	1.32
NET NPA (%)	0.98	0.41
PCR Ratio (%) *	41.93	69.07
CRAR (%)	25.95	29.35

(*) without technical write off

Our product offers to customers



and many more...

Sl. No.	Particulars	Quarter Ended			Nine Months Ended		Year Ended
		31.12.2024 (Unaudited)	30.09.2024 (Unaudited)	31.12.2023 (Unaudited)	31.12.2024 (Unaudited)	31.12.2023 (Unaudited)	31.03.2024 (Audited)
1.	Total Income from Operations	1519.94	1564.88	1387.13	4599.69	4075.24	5492.85
2.	Net Profit / (Loss) for the period (before Tax, Exceptional and/or Extraordinary items)	404.44	400.27	367.83	1188.11	1050.57	1393.58
3.	Net Profit / (Loss) for the period before Tax, (after Exceptional and / or Extraordinary items)	404.44	400.27	367.83	1188.11	1050.57	1393.58
4.	Net Profit / (Loss) for the period after Tax, (after Exceptional and / or Extraordinary items)	300.24	303.18	284.23	890.71	818.97	1072.03
5.	Total Comprehensive Income for the period (Comprising Profit/Loss) for the period (after tax) and other comprehensive income (after tax)	NA	NA	NA	NA	NA	NA
6.	Equity Share Capital	158.35	158.35	158.35	158.35	158.35	158.35
7.	Reserves (excluding Revaluation Reserve) as shown in the Audited Balance Sheet of the previous Year	-	-	-	-	-	7762.85
8.	Earnings Per Share (of Rs.10/- each) (for continuing and discontinued operations)						
	a) Basic:	*18.96	*19.15	*17.95	*56.25	*51.72	67.70
	b) Diluted:	*18.96	*19.15	*17.95	*56.25	*51.72	67.70

NOTE: 1. The above is an extract of the detailed format of Quarterly / Nine Months Financial Results filed with the Stock Exchanges under Regulation 33 of the SEBI (Listing and Other Disclosure Requirements) Regulations, 2015. The full format of the Quarterly / Nine Months Financial Results are available on the website of the Stock Exchange(s) (www.nseindia.com and www.bseindia.com) and on the Bank's Website (www.tmb.in)
2. Information relating to Total comprehensive income and other comprehensive income is not furnished as Ind AS is not yet made applicable to banks.

Place : Thoothukudi
Date : 29.01.2025

For Board of Director
SALEES NAIER
Managing Director & CEO

#ForwardTogether Follow us on /tmbankind

www.tmb.in
Call centre - Toll free 180 8425 0426

Keep Yourself Safe against Online Fraud! Bank or its employees never ask you to share your sensitive information like Credit / Debit / ATM Card Number, Expiry Date, CVV/PIN / OTP etc. Report to your Branch immediately on receiving such calls from any unknown resources.

Tamilnad Mercantile Bank Limited

REGD. OFFICE : 57, V.E. ROAD, THOOTHUKUDI - 628 002
CIN : L65110TN1921PLC001908

TMB Tamilnad
Mercantile
Bank Ltd
Be a step ahead in life

Scan QR to View Detailed
Financial Results



Strong results,
stronger growth

Unaudited Financial Results for the Quarter / Nine Months ended 31st December 2024

₹ in Crores

Particulars	Quarter Ended 31 st Dec 2023	Quarter Ended 31 st Dec 2024	Sl. No.	Particulars	Quarter Ended			Nine Months Ended		Year Ended
					31.12.2024 (Unaudited)	30.09.2024 (Unaudited)	31.12.2023 (Unaudited)	31.12.2024 (Unaudited)	31.03.2024 (Unaudited)	
↑ TOTAL BUSINESS	85,185	94,042								
↑ NET PROFIT	284	300	1.	Total Income from Operations	1519.94	1564.88	1387.13	4599.69	4075.24	5492.85
↑ OPERATING PROFIT	370	408	2.	Net Profit / (Loss) for the period (before Tax, Exceptional and/or Extraordinary items)	404.44	400.27	367.83	1188.11	1050.57	1393.58
↑ NET WORTH	7,668	8,715	3.	Net Profit / (Loss) for the period (after Exceptional and / or Extraordinary items)	404.44	400.27	367.83	1188.11	1050.57	1393.58
↓ GROSS NPA (%)	1.69	1.32	4.	Net Profit / (Loss) for the period after Tax, (after Exceptional and / or Extraordinary items)	300.24	303.18	284.23	890.71	818.97	1072.03
↓ NET NPA (%)	0.98	0.41	5.	Total Comprehensive Income for the period (Comprising Profit/Loss) for the period (after tax) and other comprehensive income (after tax)	NA	NA	NA	NA	NA	NA
↑ PCR Ratio (%) *	41.93	69.07	6.	Equity Share Capital	158.35	158.35	158.35	158.35	158.35	158.35
↑ CRAR (%)	25.95	29.35	7.	Reserves (excluding Revaluation Reserve) as shown in the Audited Balance Sheet of the previous Year	-	-	-	-	-	7762.85
			8.	Earnings Per Share (of Rs.10/- each) (for continuing and discontinued operations)						
			a)	Basic:	*18.96	*19.15	*17.95	*56.25	*51.72	67.70
			b)	Diluted:	*18.96	*19.15	*17.95	*56.25	*51.72	67.70

(*) without technical write off

Our product offers to customers



and many more...

NOTE: 1. The above is an extract of the detailed format of Quarterly / Nine Months Financial Results filed with the Stock Exchanges under Regulation 33 of the SEBI (Listing and Other Disclosure Requirements) Regulations, 2015. The full format of the Quarterly / Nine Months Financial Results are available on the website of the Stock Exchanges (www.rsxindia.com and www.bseindia.com) and on the Bank's Website (www.tmb.in)
2. Information relating to Total comprehensive income and other comprehensive income is not furnished as Ind AS is not yet made applicable to banks.

Place : Thoothukudi
Date : 29.01.2025

For Board of Director
SALEEM NAIR
Managing Director & CEO

#Forwardtogether Follow us on /tmbanktd

www.tmb.in
Call centre - Toll free 180 0425 0425

Keep Yourself Safe Regularly. Online Fraud - Bank and its employees never ask you to share your sensitive information like Credit / Debit / ATM Card Number, Expiry Date, CVV/PIN/OTP etc. Report to your Branch immediately on receiving such calls from any unknown number

जयपुर ■ दिल्ली से प्रकाशित


बिज़नेस रेमेडीज

वर्ष : 12 | अंक : 19 भारत सरकार एवं राज्य सरकार द्वारा विज्ञापनों के लिए स्वीकृत **व्यापार एवं विकास की आवाज** मूल्य : 3 रूपए | पेज : 8 दैनिक www.businessremedies.com

जयपुर! गुरुवार 30 जनवरी, 2025

Tamilnad Mercantile Bank Limited

REGD. OFFICE : 57, V.E. ROAD, THOOTHUKUDI - 628 002
CIN : L65110TN1921PLC001908



Tamilnad Mercantile Bank Ltd
Be a step ahead in life

Scan QR to View Detailed Financial Results



Strong results, stronger growth




Unaudited Financial Results for the Quarter / Nine Months ended 31st December 2024



₹ in Crores

Particulars	Quarter Ended 31 st Dec 2023	Quarter Ended 31 st Dec 2024	Sl. No.	Particulars	Quarter Ended			Nine Months Ended		Year Ended
					31.12.2024 (Unaudited)	30.09.2024 (Unaudited)	31.12.2023 (Unaudited)	31.12.2024 (Unaudited)	31.12.2023 (Unaudited)	31.03.2024 (Audited)
↑ TOTAL BUSINESS	85,185	94,042								
↑ NET PROFIT	284	300	1.	Total Income from Operations	1519.94	1564.88	1387.13	4599.69	4075.24	5492.85
↑ OPERATING PROFIT	370	408	2.	Net Profit / (Loss) for the period before Tax, Exceptional and/or Extraordinary items	404.44	400.27	367.83	1188.11	1050.57	1393.58
↑ NET WORTH	7,668	8,715	3.	Net Profit / (Loss) for the period before Tax, (after Exceptional and /or Extraordinary items)	404.44	400.27	367.83	1188.11	1050.57	1393.58
↓ GROSS NPA (%)	1.69	1.32	4.	Net Profit / (Loss) for the period after Tax, (after Exceptional and /or Extraordinary items)	300.24	303.18	284.23	890.71	818.97	1072.03
↓ NET NPA (%)	0.98	0.41	5.	Total Comprehensive Income for the period (Comprising Profit/Loss) for the period (after tax) and other comprehensive Income (after tax)	NA	NA	NA	NA	NA	NA
↑ PCR Ratio (%) *	41.93	69.07	6.	Equity Share Capital	158.35	158.35	158.35	158.35	158.35	158.35
↑ CRAR (%)	25.95	29.35	7.	Reserves (excluding Revaluation Reserve) as shown in the Audited Balance Sheet of the previous Year	-	-	-	-	-	7762.85
			8.	Earnings Per Share (of Rs.10/- each) (for continuing and discontinued operations)						
			a)	Basic:	*18.96	*19.15	*17.95	*56.25	*51.72	67.70
			b)	Diluted:	*18.96	*19.15	*17.95	*56.25	*51.72	67.70

(*) without technical write off

Our product offers to customers


and many more...

NOTE: 1. The above is an extract of the detailed format of Quarterly / Nine Months Financial Results filed with the Stock Exchanges under Regulation 33 of the SEBI (Listing and Other: Disclosure Requirements) Regulations, 2015. The full format of the Quarterly / Nine Months Financial Results are available on the website of the Stock Exchange(s) (www.seindia.com) and on the Bank's Website (www.tmb.in)

2. Information relating to Total comprehensive Income and other comprehensive Income is not furnished as Ind AS is not yet made applicable to banks.

Place : Thoothukudi
Date : 29.01.2025

For Board of Director
SALEEM NAIR
Managing Director & CEO

#ForwardTogether Follow us on  tmbankltd

www.tmb.in
Call centre - Toll free 180 0425 0423

Keep Yourself Safe against Online Fraud : Bank or its employees never ask you to share your sensitive information like Credit / Debit / ATM, Card Number, Expiry Date, CVV, PIN / OTP etc. (Report to your Branch immediately on receiving such calls from any unknown sources)