

04-11-2024

To
The General Manager - DCS
Listing Operations – Corporate Service Department
BSE Limited

Scrip Code: 530907

Dear Sir / Madam,

Sub : Outcome of the Board Meeting held on November 04, 2024

Ref : Regulation 30 of Securities and Exchange Board of India (Listing Obligations and Disclosure Requirements) Regulations, 2015

This is to inform you that the Board of Directors ('Board') of the Company has, at its meeting held today, inter alia, considered and approved the Un-Audited Financial Results and Limited Review report of the Company for the quarter and half year ended September 30, 2024. The Un-Audited Financial Results along with the Limited Review Report are enclosed herewith as Annexure A

The Board Meeting commenced at 11.12 A.M. and concluded at 11.50 A.M.

The details required under Regulation 30 of the Listing Regulations read with SEBI Circular No. SEBI/HO/CFD/CFD-PoD-1/P/CIR/2023/123 dated 13 July 2023 are provided as Annexures. The above information will be made available on the Company's website at www.sicapital.co.in

We request you to take this information on record.

Thank you

For S.I. CAPITAL & FINANCIAL SERVICES LIMITED

SUJITH K Digitally signed
by SUJITH K
RAVIND RAVINDRANATH
Date: 2024.11.04
RANATH 11:52:06 +05'30'

Sujith K Ravindranath
Company Secretary

Encl : As above

Ayyar & Cherian

Chartered Accountants
No. 101, Santhi Arcade
K C Joseph Road,
Panampilly Nagar,
Ernakulam, Kerala - 682 036



Phone : +91 484 4022118
Mobile: +91 8281715317
Email: dijo.mathew@ayyarcherian.com

INEPENDENT AUDITORS' REVIEW REPORT ON REVIEW OF INTERIM FINANCIAL RESULTS

To the Board of Directors of M/s S.I. CAPITAL & FINANCIAL SERVICES LIMITED

1. We have reviewed the accompanying Statement of Unaudited Financial Results of **S.I. CAPITAL & FINANCIAL SERVICES LIMITED** ("the Company") for the quarter and six months ended 30th September 2024 attached herewith, being submitted by the Company pursuant to the requirement of Regulation 33 of SEBI (Listing Obligations and Disclosure Requirements) Regulations, 2015 ("the Regulation") as amended.
2. This Statement which is the responsibility of the Company's Management and approved by the Board of Directors has been prepared in accordance with the recognition and measurement principles laid down in the Indian Accounting Standard 34 "Interim Financial Reporting" ("Ind AS 34") prescribed under Section 133 of the Companies Act, 2013 read with relevant rules issued there under and other accounting principles generally accepted in India. Our responsibility is to issue a report on the Statement based on our review.
3. We conducted our review of the Statement in accordance with the Standard on Review Engagement (SRE) 2410, "Review of Interim Financial Information Performed by the Independent Auditor of the Entity", issued by the Institute of Chartered Accountants of India (ICAI). A review of interim financial information consists of making inquiries, primarily of persons responsible for financial and accounting matters, and applying analytical and other review procedures. A review is substantially less in scope than an audit conducted in accordance with Standards on Auditing specified under section 143(10) of the companies Act,2013 and consequently does not enable us to obtain assurance that we would become aware of all significant matters that might be identified in an audit. Accordingly, we do not express an audit opinion.
4. Based on our review conducted as above, nothing has come to our attention that causes us to believe that the accompanying statement of Unaudited Financial Results prepared in accordance with applicable Indian Accounting Standards specified under section 133 of the Companies Act, 2013 as amended, read with relevant rules issued thereunder and other recognized accounting practices and policies has not disclosed the information required to be disclosed in terms of the Regulation 33 of the SEBI (Listing Obligations and Disclosure Requirements) Regulations, 2015, including the manner in which it is to be disclosed, or that it contains any material misstatement.

for Ayyar & Cherian

Chartered Accountants

Firm Registration No. 000284S

Dijo Philip Mathew

Partner

Membership No. 224930

UDIN: 24224930BKADBG2846

Date: 04-11-2024

Place: Ernakulam



STATEMENT OF UNAUDITED STANDALONE FINANCIAL RESULTS FOR THE QUARTER AND HALF YEAR ENDED SEPTEMBER 30, 2024

(Rs. In Lakhs, except per equity share data)

S. No	Particulars	Quarter ended			Half Year ended		Year Ended
		30-Sep-24	30-Jun-24	30-Sep-23	30-Sep-24	30-Sep-23	31-Mar-24
		Unaudited	Unaudited	Unaudited	Unaudited	Unaudited	Audited
A	Revenue from operations						
	(i) Interest income	58.69	51.39	37.31	110.08	66.68	161.37
	(ii) Dividend Income	-	-	-	-	-	-
	(iii) Net gain on fair value changes	-	-	-	-	-	-
	(iv) Net gain / loss on sale of investments	-	-	-	-	-	-
	(v) Sale of services	1.58	2.46	2.74	4.04	6.64	11.41
	Total revenue from operations (A)	60.27	53.85	40.05	114.12	73.32	172.78
B	Other income	1.79	1.36	1.10	3.15	1.94	3.75
	Total income (A+B)	62.05	55.21	41.15	117.26	75.27	176.53
C	Expenses						
	(i) Finance costs	19.16	18.67	10.38	37.82	18.06	49.55
	(ii) Fees and commission expense	1.14	3.76	2.54	4.90	3.98	10.86
	(iii) Impairment of financial instruments	3.67	19.04	(1.92)	22.70	5.29	23.36
	(iv) Employee benefits expenses	17.39	23.19	22.05	40.58	41.80	84.64
	(v) Depreciation and amortisation	1.59	1.57	1.67	3.16	2.92	7.02
	(vi) Other expenses	14.56	18.25	16.95	32.82	33.21	72.67
	Total expenses (C)	57.52	84.47	51.68	141.99	105.27	248.11
D	Profit/(Loss) before tax (A+B-C)	4.54	(29.26)	(10.52)	(24.72)	(30.00)	(71.58)
E	Tax expense:						
	(i) Current tax	-	-	-	-	-	-
	(ii) Deferred tax	-	-	-	-	-	-
F	Profit/(Loss) for the period (D-E)	4.54	(29.26)	(10.52)	(24.72)	(30.00)	(71.58)
G	Other comprehensive income						
	A) (i) Items that will not be reclassified to profit or loss	-	-	-	-	-	-
	(ii) Income tax relating to items that will not be reclassified to profit or loss	-	-	-	-	-	-
	Subtotal (A)	-	-	-	-	-	-
	B) (i) Items that will be reclassified to profit or loss	-	-	-	-	-	-
	(ii) Income tax relating to items that will be reclassified to profit or loss	-	-	-	-	-	-
	Subtotal (B)	-	-	-	-	-	-
	Total other comprehensive income (A + B) (G)	-	-	-	-	-	-
H	Total comprehensive income for the period	4.54	(29.26)	(10.52)	(24.72)	(30.00)	(71.58)
I	Paid-up equity share capital (Face value of Rs.)	450.00	450.00	340.00	450.00	340.00	360.00
J	Earnings per equity share (not annualised)						
	Basic (Rs.)	0.10	(0.66)	(0.31)	(0.56)	(1.04)	(2.05)
	Diluted (Rs.)	0.10	(0.66)	(0.31)	(0.54)	(0.88)	(2.05)

See accompanying notes forming part of the financial results.



Jitha
Jitha Chummar
 Director
 DIN: 02582004



Place : Thrissur
 Date : 04-11-2024


S.I.Capital & Financial Services Limited

Unaudited Standalone Balance Sheet as at 30 September 2024

(All amounts are in lakhs of Indian Rupees, unless otherwise stated)

Particulars	As at	As at
	30th September 2024	31 March 2024
	(Unaudited)	(Audited)
I. ASSETS		
1 Financial assets		
a) Cash and cash equivalents	96.95	61.12
b) Loans	862.06	909.77
c) Investments	0.66	0.66
d) Other financial assets	132.10	8.45
2 Non-financial assets		
a) Current tax assets (net)	2.62	2.03
b) Deferred tax assets (net)	6.76	6.76
c) Property, plant and Equipment	11.72	13.79
d) Other intangible assets	4.67	5.61
e) Other non-financial assets	12.13	11.13
Total assets	1,129.67	1,019.33
II. LIABILITIES AND EQUITY		
LIABILITIES		
1 Financial liabilities		
a) Payables		
(i) Trade payables		
(i) total outstanding dues of micro enterprises and small enterprises	-	-
(ii) total outstanding dues of creditors other than micro enterprises and small enterprises	27.75	9.75
b) Other Payables		
(i) total outstanding dues of micro enterprises and small enterprises	-	-
(ii) total outstanding dues of creditors other than micro enterprises and small enterprises	-	-
b) Debt securities	404.19	430.36
c) Borrowings (other than debt securities)	129.33	151.31
d) Subordinated Liabilities	99.02	98.06
e) Other financial liabilities	17.56	24.56
2 Non-financial Liabilities		
a) Provisions	8.30	5.82
b) Other non-financial liabilities	3.71	3.51
	689.85	723.37
EQUITY		
a) Equity share capital	450.00	360.00
b) Other equity	-32.52	-64.04
c) Money received against share warrants	22.34	-
Total liabilities and equity	1,129.67	1,019.33

See accompanying notes forming part of the financial results.




S.I.Capital & Financial Services Limited

Unaudited Standalone Cash flow statement for the half year ended 30 September 2024

(All amounts are in lakhs of Indian Rupees, unless otherwise stated)


Particulars	Half Year Ended	
	30 September 2024	30 September 2023
	(Unaudited)	(Unaudited)
A. Cash flow from operating activities		
Net profit / (Loss) before tax	(24.72)	(30.00)
Adjustments for:		
Depreciation and amortization expense	3.16	2.92
Impairment on financial instruments	22.70	5.30
Operating Profit before working capital changes	1.14	(21.79)
Changes in working capital and loans:		
Decrease / (increase) in non-financial assets	(1.00)	(1.47)
Decrease / (increase) in loans	25.01	(174.13)
Decrease / (increase) in other financial assets	(123.65)	(3.91)
Increase / (decrease) in trade payables	18.00	(1.86)
Increase / (decrease) in other financial liabilities	(7.01)	269.92
Increase / (decrease) in provisions	2.48	1.08
Increase / (decrease) in other non-financial liabilities	0.19	1.26
	(85.98)	90.88
Cash generated from operations	(84.83)	69.10
Net income tax (paid)	(0.59)	(0.20)
Net cash flows from/(used in) operating activities (A)	(85.42)	68.90
B. Cash flow from investing activities		
Capital expenditure, including capital advances	(0.14)	(6.06)
Net cash flows from/(used in) investing activities (B)	(0.14)	(6.06)
C. Cash flow from financing activities		
Repayment of borrowings from others	(21.98)	-
Proceeds / (Repayment) from non convertible debentures	(26.17)	-
Subordinated liabilities issued (net)	0.97	0.86
Proceeds from money received against shares issued	146.25	-
Proceeds from money received against share warrants	22.34	-
Net cash flow from financing activities (C)	121.40	0.86
Net increase / (decrease) in cash and cash equivalents (A+B+C)	35.84	63.71
Cash and cash equivalents at the beginning of the year	61.12	45.65
Cash and cash equivalents at the end of the year	96.95	109.36

See accompanying notes forming part of the financial results.



NOTES :

- 2 In compliance with the Regulation 33 of Securities and Exchange Board of India (Listing Obligations and Disclosure Requirements) Regulations, 2015, a limited review of unaudited financial results for the quarter and half year ended September 30, 2024 has been carried out by the statutory auditors, M/s Ayyar & Cherian Chartered Accountants and they have issued an unqualified review conclusion thereon.
- 3 The said financial results have been prepared in accordance with the recognition and measurement principles laid down in Indian Accounting Standards notified under Section 133 of the Companies Act, 2013 read with relevant Rules issued thereunder and other accounting principles generally accepted in India.
- 4 The Company is a Non-Systemically Important Non-Deposit taking Non-Banking Financial Company operating mainly in the business of lending finance, accordingly, there are no separate reportable segments as per IND AS 108 - Operating Segments.
- 5 The above Standalone financial results for the quarter and half year ended September 30, 2024 have been reviewed and recommended by the Audit Committee and approved by the Board of Directors at their meeting held on November 04, 2024.
- 6 Information as required by Regulation 52(4) of SEBI (Listing Obligations and Disclosure Requirement) Regulations 2015 as amended, is attached as Annexure 1.
- 7 Previous period figures have been regrouped/reclassified, wherever necessary, to conform with the current period presentation.



By Order of the Board of Directors

Jitha Chummar
Director
DIN 02582004

Place : Thrissur
Date : 04-11-2024



ANNEXURE 1

Disclosures required under Regulation 52(4) of SEBI (Listing Obligations and Disclosure Requirements) Regulations, 2015 for the quarter ended September 30, 2024*

S. No	Particulars	Note No.	Quarter ended September 30, 2024	Quarter ended June 30, 2024	Half year ended September 30, 2024
A	Debt-Equity Ratio	2	1.52	1.69	1.52
B	Debt Service Coverage Ratio		NA	NA	NA
C	Interest Service Coverage Ratio		NA	NA	NA
D	Outstanding Redeemable Preference Shares		NIL	NIL	NIL
E	Capital Redemption Reserve		NIL	NIL	NIL
F	Debenture Redemption Reserve		NA	NA	NA
G	Net Worth (Rs. In Lakhs)	3	433.07	428.53	433.07
H	Net Profit after tax (Rs. In Lakhs)		4.54	(29.26)	(24.72)
I	Earnings Per Share				
(i)	Basic(Rs.)		0.10	(0.66)	(0.56)
(ii)	Diluted(Rs.)		0.10	(0.66)	(0.54)
J	Current Ratio		NA	NA	NA
K	Long Term Debt to Working Capital		NA	NA	NA
L	Bad Debts to Accounts Receivable Ratio		NA	NA	NA
M	Current Liability Ratio		NA	NA	NA
N	Total Debts to Total Assets	4	55.99%	59.24%	55.99%
O	Debtors Turnover		NA	NA	NA
P	Inventory Turnover		NA	NA	NA
Q	Operating Margin (%)		NA	NA	NA
R	Net Profit Margin (%)	5	7.32%	-52.99%	-21.08%
S	Sector specific equivalent ratios:				
(i)	Stage 3 Loan Assets to Gross Loan Assets	6	10.18%	8.25%	10.18%
(ii)	Net Stage 3 Loan Assets to Gross Loan Assets	7	8.80%	7.22%	8.80%
(iii)	Capital Adequacy Ratio	8	47.16%	46.46%	47.16%
(iv)	Provision Coverage Ratio	9	13.52%	12.49%	13.52%

*The information furnished is based on Standalone Result

Notes

- The figures/ratios which are not applicable to the Company, being an NBFC, are marked as "NA".
- Debt Equity Ratio = (Debt Securities + Borrowings (Other than debt securities) + Subordinated Liabilities)/(Equity Share Capital + Other Equity)
- Net Worth is calculated as defined in Sec 2(57) of the Companies Act, 2013.
- Total Debts To Total Assets = (Debt Securities + Borrowings (Other than debt securities) + Subordinated Liabilities)/Total Assets
- Net Profit Margin (%) = Net Profit After Tax / Total Income
- Stage 3 Loan Assets to Gross Loan Assets = Stage 3 Loan Assets/Gross Loan Assets (Based on principal amount of Loan Assets)
- Net Stage 3 Loan Assets to Gross Loan Assets = (Stage 3 Loan Assets - Expected Credit Loss provision for Stage 3 Loan Assets)/Gross Loan Assets (Based on Principal amount of Loan Assets)
- Capital Adequacy Ratio has been computed as per RBI Guidelines.
- Provision Coverage Ratio = Expected Credit Loss provision for Stage 3 Loan Assets/Stage 3 Loan Assets

