

The Listing Department,
BSE Limited,
Phiroje Jeejeebhoy Towers,
25th Floor, Dalal Street,
Mumbai – 400001

The Listing Department,
National Stock Exchange of India Limited,
Exchange Plaza, 5th Floor, C / 1, 'G' Block,
Bandra Kurla Complex, Bandra (East),
Mumbai – 400051

BSE SCRIP Code: 500112
CC/S&B/SD/2024-25/847

NSE SCRIP Code: SBIN

06.02.2025

Madam / Sir,

Reg: Unaudited Reviewed Financial Results (Standalone and Consolidated) of the Bank for the Quarter and Nine months ended on December 31, 2024.

Ref: SEBI Circular No. SEBI/HO/CFD/CFD-PoD-2/CIR/P/2024/185 dated 31.12.2024
BSE Circular No. 20250102-4 dated 02.01.2025.
NSE Circular No. NSE/CML/2025/02 dated 02.01.2025.

We refer to our letter no. CC/S&B/AND/2024-25/809 dated 16.01.2025 intimating about the meeting of the Central Board of the Bank for considering the financial results for the quarter and nine months ended 31.12.2024.

2. In terms of Regulation 33, Regulation 52, and other applicable provisions of SEBI (LODR) Regulations, 2015, we submit the Integrated Filing (Financials) containing Standalone and Consolidated financial results of the Bank along with the Limited Review Report for the quarter and nine months ended 31.12.2024. The Limited Review Report of the Statutory Central Auditors contains unmodified opinion.

3. The Statement of Deviation or Variations under Regulation 32 and Regulation 52(7)/ 52 (7A) of SEBI (LODR) Regulations, 2015 is enclosed.

4. The Security Cover Certificate as on 31.12.2024 on non-convertible debt securities under Regulation 54 (3) of SEBI (LODR) Regulations, 2015 is enclosed.

5. The Central Board Meeting commenced at 10.00 am and the aforesaid agenda was concluded at 2:00 pm.

Yours faithfully,



Shima Devi

AGM (Company Secretary)



 bank.sbi

+91 22 2274 0841 / 49

+91 22 2274 1476 / 74 / 31

+91 22 2274 2842

+91 22 2285 5348

+91 22 2274 0527

शेयर एवं बॉन्ड विभाग,
कारपोरेट केन्द्र,
14वा माळा, स्टेट बैंक भवन,
मादाम कामा रोड,
मुंबई - ४०००२१, भारत

शेयर आणि बॉन्ड विभाग,
कारपोरेट केन्द्र,
14वाँ तल, स्टेट बैंक भवन,
मादाम कामा रोड,
मुंबई - ४०००२१, भारत

Shares & Bonds Dept,
Corporate Centre,
14th Floor, State Bank Bhavan,
Madame Cama Road,
Mumbai - 400021, India



STATE BANK OF INDIA
CORPORATE CENTRE, MUMBAI - 400 021

UNAUDITED FINANCIAL RESULTS FOR THE QUARTER AND NINE-MONTHS ENDED DECEMBER 31, 2024

(₹ in crore)

S. No.	Particulars	Standalone						Consolidated					
		Quarter ended			Nine-Months ended			Quarter ended			Nine-Month ended		
		31.12.2024 (Unaudited)	30.09.2024 (Unaudited)	31.12.2023 (Unaudited)	31.12.2024 (Unaudited)	31.12.2023 (Unaudited)	31.03.2024 (Audited)	31.12.2024 (Unaudited)	30.09.2024 (Unaudited)	31.12.2023 (Unaudited)	31.12.2024 (Unaudited)	31.12.2023 (Unaudited)	31.03.2024 (Audited)
1	Interest earned (a)+(b)+(c)+(d)	1,17,426.63	1,13,870.56	1,06,733.78	3,42,823.17	3,04,088.03	4,15,130.66	1,24,653.66	1,21,044.68	1,12,868.34	3,63,940.79	3,21,719.13	4,39,188.51
	(a) Interest/ discount on advances/ bills	83,399.48	81,528.57	73,516.97	2,43,620.62	2,10,904.44	2,88,038.24	86,033.87	84,081.39	75,881.34	2,51,327.47	2,17,700.57	2,97,310.15
	(b) Income on investments	29,286.30	28,023.64	28,430.73	85,575.17	80,440.00	1,08,640.51	33,245.59	32,198.52	31,881.75	97,523.75	90,562.35	1,22,378.19
	(c) Interest on balances with Reserve Bank of India and other inter-bank funds	1,243.90	980.89	1,274.53	3,286.92	3,924.43	5,090.19	1,838.18	1,380.99	1,550.95	4,618.96	4,487.25	5,941.80
	(d) Others	3,496.95	3,337.46	3,511.55	10,340.46	8,819.16	13,361.72	3,536.02	3,383.78	3,554.30	10,470.61	8,968.96	13,558.37
2	Other income	11,040.76	15,270.55	11,458.90	37,473.18	34,312.91	51,682.16	43,199.91	42,757.70	40,203.30	1,19,840.21	1,07,941.41	1,55,386.39
3	TOTAL INCOME (1)+(2)	1,28,467.39	1,29,141.11	1,18,192.68	3,80,296.35	3,38,400.94	4,66,812.82	1,67,853.57	1,63,802.38	1,53,071.64	4,83,781.00	4,29,660.54	5,94,574.90
4	Interest expended	75,981.12	72,251.02	66,918.05	2,18,632.67	1,85,867.39	2,55,254.83	77,396.74	73,618.76	68,091.94	2,22,716.28	1,89,092.03	2,59,736.05
5	Operating expenses (a)+(b)+(c)	28,935.46	27,596.35	30,938.55	82,370.55	87,483.92	1,17,760.81	62,892.24	57,123.47	61,189.62	1,69,604.59	1,65,766.89	2,28,793.84
	(a) Employee cost	16,073.72	14,807.35	19,361.82	46,347.04	54,888.88	71,236.98	17,667.71	16,293.33	20,775.87	50,808.35	58,810.78	76,571.19
	(b) Operating expenses relating to Insurance Business	-	-	-	-	-	-	29,595.09	25,490.43	26,263.13	75,230.45	67,190.16	96,699.68
	(c) Other operating expenses	12,861.74	12,789.00	11,576.73	36,023.51	32,595.04	46,523.83	15,629.44	15,339.71	14,150.62	43,565.79	39,765.95	55,522.97
6	TOTAL EXPENDITURE (excluding provisions and contingencies) (4)+(5)	1,04,916.58	99,847.37	97,856.60	3,01,003.22	2,73,351.31	3,73,015.64	1,40,288.98	1,30,742.23	1,29,281.56	3,92,320.87	3,54,858.92	4,88,529.89
7	OPERATING PROFIT (before provisions and contingencies) (3)-(6)	23,550.81	29,293.74	20,336.08	79,293.13	65,049.63	93,797.18	27,564.59	33,060.15	23,790.08	91,460.13	74,801.62	1,06,045.01
8	Provisions (other than tax) and contingencies (net of write back)	911.06	4,505.73	687.85	8,866.21	3,304.44	4,914.22	1,998.19	5,585.84	1,445.25	11,991.65	5,313.44	7,704.97
	—of which provisions for non-performing assets	2,305.02	3,631.01	1,756.95	10,454.10	6,223.69	9,517.63	3,326.82	4,691.00	2,501.73	13,507.50	8,182.70	12,241.87
9	Exceptional items	-	-	7,100.00	-	7,100.00	7,100.00	-	-	7,100.00	-	7,100.00	-
10	PROFIT/ (LOSS) FROM ORDINARY ACTIVITIES BEFORE TAX (7)-(8)-(9)	22,639.75	24,788.01	12,548.23	70,426.92	54,645.19	81,782.96	25,566.40	27,474.31	15,244.83	79,468.48	62,388.18	91,240.04
11	Tax expense/ (credit)	5,748.31	6,456.57	3,384.27	18,168.88	14,266.92	20,706.34	6,391.05	7,254.69	3,962.17	20,392.71	15,986.39	23,101.78
12	NET PROFIT/ (LOSS) FROM ORDINARY ACTIVITIES AFTER TAX (10)-(11)	16,891.44	18,331.44	9,163.96	52,258.04	40,378.27	61,076.62	19,175.35	20,219.62	11,282.66	59,075.77	46,401.79	68,138.26
13	Extraordinary items (net of tax expense)	-	-	-	-	-	-	-	-	-	-	-	-
14	NET PROFIT/ (LOSS) FOR THE PERIOD (12)+(13)	16,891.44	18,331.44	9,163.96	52,258.04	40,378.27	61,076.62	19,175.35	20,219.62	11,282.66	59,075.77	46,401.79	68,138.26
15	Share in profit of associates	-	-	-	-	-	-	308.43	345.41	315.80	1,067.40	938.90	1,405.16
16	Minority interest	-	-	-	-	-	-	630.62	782.27	534.32	2,182.29	1,640.17	2,458.75
17	NET PROFIT/ (LOSS) AFTER MINORITY INTEREST (14)+(15)-(16)	16,891.44	18,331.44	9,163.96	52,258.04	40,378.27	61,076.62	18,853.16	19,782.76	11,064.14	57,960.88	45,700.52	67,084.67
18	Paid-up equity share capital (face value of ₹1/- each)	892.46	892.46	892.46	892.46	892.46	892.46	892.46	892.46	892.46	892.46	892.46	892.46
19	Reserves excluding revaluation reserves	-	-	-	-	-	3,48,798.42	-	-	-	-	-	3,86,491.06
20	Analytical ratios												
	(i) Percentage of shares held by Government of India	56.92%	56.92%	56.92%	56.92%	56.92%	56.92%	56.92%	56.92%	56.92%	56.92%	56.92%	56.92%
	(ii) Capital adequacy ratio (Basel III)	13.03%	13.76%	13.05%	13.03%	13.05%	14.28%						
	(a) CET 1 ratio	9.52%	9.95%	9.09%	9.52%	9.09%	10.36%						
	(b) Additional tier 1 ratio	1.33%	1.37%	1.49%	1.33%	1.49%	1.57%						
	(iii) Earnings per share (EPS) (₹)												
	(a) Basic and diluted EPS before Extraordinary items (net of tax expense) (Quarter / Nine-Months numbers not annualised)	18.93	20.54	10.27	58.55	45.24	68.44	21.12	22.17	12.40	64.95	51.21	75.17
	(b) Basic and diluted EPS after Extraordinary items (net of tax expense) (Quarter / Nine-Months numbers not annualised)	18.93	20.54	10.27	58.55	45.24	68.44	21.12	22.17	12.40	64.95	51.21	75.17
	(iv) NPA ratios												
	(a) Amount of gross non-performing assets	84,360.38	83,369.23	86,748.81	84,360.38	86,748.81	84,276.33						
	(b) Amount of net non-performing assets	21,377.64	20,294.32	22,408.38	21,377.64	22,408.38	21,051.08						
	(c) % of gross NPAs	2.07%	2.13%	2.42%	2.07%	2.42%	2.42%						
	(d) % of net NPAs	0.53%	0.53%	0.64%	0.53%	0.64%	0.57%						
	(v) Return on assets (Net assets basis-annualised)	1.04%	1.17%	0.62%	1.09%	0.94%	1.04%						
	(vi) Net worth	3,84,399.52	3,66,225.38	3,14,898.42	3,84,399.52	3,14,898.42	3,24,715.48						
	(vii) Outstanding redeemable preference shares	-	-	-	-	-	-						
	(viii) Capital redemption reserve	-	-	-	-	-	-						
	(ix) Debt- equity ratio*	0.70	0.69	0.68	0.70	0.68	0.87						
	(x) Total debts to total assets**	10.71%	8.81%	9.26%	10.71%	9.26%	9.67%						

*Debt represents borrowings (including Repos) with residual maturity of more than one year.

**Total debts represents total borrowings of the Bank.



STATE BANK OF INDIA
CORPORATE CENTRE, MUMBAI - 400 021
UNAUDITED SEGMENTWISE REVENUE, RESULTS, ASSETS & LIABILITIES

(₹ in crore)

S. No	Particulars	Standalone						Consolidated					
		Quarter ended			Nine-Months ended			Quarter ended			Nine-Months ended		
		31.12.2024 (Unaudited)	30.09.2024 (Unaudited)	31.12.2023 (Unaudited)	31.12.2024 (Unaudited)	31.12.2023 (Unaudited)	31.03.2024 (Audited)	31.12.2024 (Unaudited)	30.09.2024 (Unaudited)	31.12.2023 (Unaudited)	31.12.2024 (Unaudited)	31.12.2023 (Unaudited)	31.03.2024 (Audited)
1	Segment Revenue												
a	Treasury operations	30,852.47	34,039.09	32,224.44	96,466.32	92,587.67	1,25,552.27	31,459.05	33,446.27	32,488.62	96,906.18	93,280.42	1,24,225.02
b	Corporate/ Wholesale Banking operations	35,954.13	36,905.89	32,715.65	1,07,353.87	93,335.26	1,30,257.54	36,552.39	37,518.61	33,372.10	1,09,207.85	95,291.47	1,32,845.50
c	Total Retail Banking operations (I) + (II)	61,421.49	58,196.13	52,512.25	1,76,022.79	1,51,557.05	2,08,780.00	61,700.33	58,463.25	52,757.19	1,76,828.11	1,52,256.66	2,09,736.74
	(i) Digital Banking	1,338.72	1,382.62	1,321.94	4,160.51	3,728.64	5,149.22	1,367.24	1,407.20	1,347.36	4,237.74	3,799.45	5,244.90
	(ii) Other Retail Banking	60,082.77	56,813.51	51,190.31	1,71,862.28	1,47,828.41	2,03,630.78	60,333.09	57,056.05	51,409.83	1,72,590.37	1,48,457.21	2,04,491.84
d	Insurance Business							32,264.61	28,158.68	28,491.90	82,864.15	73,247.83	1,05,459.40
e	Other Banking operations							7,624.57	8,068.82	7,266.03	22,971.29	19,824.58	27,616.02
f	Unallocated	239.30	-	740.34	453.37	920.96	2,223.01	250.39	11.11	750.81	486.02	949.57	2,261.66
	Total Segment Revenue	1,28,467.39	1,29,141.11	1,18,192.68	3,80,296.35	3,38,400.94	4,66,812.82	1,69,851.34	1,65,666.74	1,55,126.65	4,89,263.60	4,34,850.53	6,02,144.34
	Less: Inter Segment Revenue							1,997.77	1,864.36	2,055.01	5,482.60	5,189.99	7,569.44
	Net Segment Revenue	1,28,467.39	1,29,141.11	1,18,192.68	3,80,296.35	3,38,400.94	4,66,812.82	1,67,853.57	1,63,802.38	1,53,071.64	4,83,781.00	4,29,660.54	5,94,574.90
2	Segment Results												
a	Treasury operations (before exceptional items)	843.16	5,371.97	4,542.00	8,694.08	11,269.14	16,187.30	1,260.30	4,586.35	4,650.76	8,591.88	11,531.64	14,244.56
b	Corporate/ Wholesale Banking operations (before exceptional items)	7,404.66	6,505.44	10,721.00	20,268.36	28,874.46	40,474.40	7,478.14	6,616.01	10,793.67	20,537.40	29,122.78	40,797.94
c	Total Retail Banking operations (before exceptional items) (I) + (II)	17,311.26	15,755.26	6,249.31	49,541.66	27,710.55	39,548.71	17,363.01	15,809.34	6,338.52	49,741.79	28,005.56	39,940.16
	(i) Digital Banking	3,869.87	3,828.01	1,430.79	11,236.27	4,804.46	7,685.55	3,859.24	3,848.75	1,460.24	11,268.84	4,891.54	7,796.87
	(ii) Other Retail Banking	13,441.39	11,927.25	4,818.52	38,305.39	22,906.09	31,863.16	13,503.77	11,960.59	4,878.28	38,472.95	23,114.02	32,143.29
d	Insurance Business							720.26	899.38	478.76	2,454.04	1,409.72	2,404.12
e	Other Banking operations							1,641.66	2,378.34	1,917.97	6,139.65	5,437.10	8,161.49
f	Unallocated	-2,919.33	-2,844.66	-1,864.08	-8,077.18	-6,108.96	-7,327.45	-2,896.97	-2,815.11	-1,834.85	-7,996.28	-6,018.62	-7,208.23
	Sub Total	22,639.75	24,788.01	19,648.23	70,426.92	61,745.19	88,882.96	25,566.40	27,474.31	22,344.83	79,468.48	69,488.18	98,340.04
	Less: Exceptional Items	-	-	7,100.00	-	7,100.00	-	-	-	7,100.00	-	7,100.00	-
	Profit/ (Loss) from Ordinary Activities before Tax	22,639.75	24,788.01	12,548.23	70,426.92	54,645.19	81,782.96	25,566.40	27,474.31	15,244.83	79,468.48	62,388.18	91,240.04
	Less: Tax expense / (credit)	5,748.31	6,456.57	3,384.27	18,168.88	14,266.92	20,706.34	6,391.05	7,254.69	3,962.17	20,392.71	15,986.39	23,101.78
	Add / Less: Extraordinary Profit/ (Loss)	-	-	-	-	-	-	-	-	-	-	-	-
	Net Profit/ (Loss) before share in profit of associates and minority interest	16,891.44	18,331.44	9,163.96	52,258.04	40,378.27	61,076.62	19,175.35	20,219.62	11,282.66	59,075.77	46,401.79	68,138.26
	Add: Share in profit of associates							308.43	345.41	315.80	1,067.40	938.90	1,405.16
	Less: Minority interest							630.62	782.27	534.32	2,182.29	1,640.17	2,458.75
	Net Profit/ (Loss) ¹	16,891.44	18,331.44	9,163.96	52,258.04	40,378.27	61,076.62	18,853.16	19,782.76	11,064.14	57,960.88	45,700.52	67,084.67
3	Segment Assets												
a	Treasury operations	18,93,510.11	17,26,543.17	17,94,085.39	18,93,510.11	17,94,085.39	17,99,263.94	19,00,822.11	17,34,424.41	17,99,542.29	19,00,822.11	17,99,542.29	18,05,145.08
b	Corporate/ Wholesale Banking operations	18,59,200.88	17,98,087.16	16,03,831.25	18,59,200.88	16,03,831.25	17,13,722.56	18,83,157.42	18,22,388.37	16,27,824.30	18,83,157.42	16,27,824.30	17,37,823.44
c	Total Retail Banking operations (I) + (II)	27,92,227.99	27,40,482.92	25,11,183.24	27,92,227.99	25,11,183.24	26,07,775.17	27,97,511.30	27,47,771.41	25,18,296.20	27,97,511.30	25,18,296.20	26,14,072.59
	(i) Digital Banking	74,029.75	47,090.19	62,581.13	74,029.75	62,581.13	74,123.60	75,111.62	48,141.29	63,550.02	75,111.62	63,550.02	75,117.91
	(ii) Other Retail Banking	27,18,198.24	26,93,392.73	24,48,602.11	27,18,198.24	24,48,602.11	25,33,651.57	27,22,399.68	26,99,630.12	24,54,746.18	27,22,399.68	24,54,746.18	25,38,954.68
d	Insurance Business							4,73,608.55	4,69,678.27	3,96,402.60	4,73,608.55	3,96,402.60	4,17,545.67
e	Other Banking operations							1,14,193.18	1,12,276.33	94,073.83	1,14,193.18	94,073.83	99,852.13
f	Unallocated	75,735.46	76,346.09	56,516.41	75,735.46	56,516.41	58,932.27	76,225.09	76,796.57	56,911.94	76,225.09	56,911.94	59,339.89
	Total	66,20,674.44	63,41,459.34	59,65,616.29	66,20,674.44	59,65,616.29	61,79,693.94	72,45,517.65	69,63,335.36	64,93,051.16	72,45,517.65	64,93,051.16	67,33,778.80
4	Segment Liabilities												
a	Treasury operations	17,24,629.53	15,91,448.96	16,48,880.27	17,24,629.53	16,48,880.27	16,20,651.34	16,98,685.14	15,67,355.01	16,27,312.75	16,98,685.14	16,27,312.75	15,97,152.27
b	Corporate/ Wholesale Banking operations	16,71,918.76	16,63,140.50	15,43,191.68	16,71,918.76	15,43,191.68	16,26,313.44	17,01,924.37	16,94,482.65	15,73,016.44	17,01,924.37	15,73,016.44	16,56,663.36
c	Total Retail Banking operations (I) + (II)	25,63,174.20	24,50,208.02	22,37,948.90	25,63,174.20	22,37,948.90	23,64,860.60	25,85,798.18	24,72,950.03	22,57,141.33	25,85,798.18	22,57,141.33	23,85,379.41
	(i) Digital Banking	8,47,786.63	7,94,840.07	6,55,577.79	8,47,786.63	6,55,577.79	6,94,818.32	8,48,036.98	7,95,009.89	6,56,061.01	8,48,036.98	6,56,061.01	6,95,316.15
	(ii) Other Retail Banking	17,15,387.57	16,55,367.95	15,82,371.11	17,15,387.57	15,82,371.11	16,70,042.28	17,37,761.20	16,77,940.14	16,01,080.32	17,37,761.20	16,01,080.32	16,90,063.26
d	Insurance Business							4,52,050.71	4,48,248.91	3,77,642.46	4,52,050.71	3,77,642.46	3,98,131.10
e	Other Banking operations							81,413.12	80,754.36	68,643.05	81,413.12	68,643.05	73,759.55
f	Unallocated	2,25,545.58	2,17,102.54	1,66,641.53	2,25,545.58	1,66,641.53	1,90,622.03	2,45,455.02	2,36,494.65	1,83,241.38	2,45,455.02	1,83,241.38	2,07,753.94
	Capital and Reserves & Surplus	4,35,406.37	4,19,559.32	3,68,953.91	4,35,406.37	3,68,953.91	3,77,246.53	4,80,191.11	4,63,049.75	4,06,053.75	4,80,191.11	4,06,053.75	4,14,939.17
	Total	66,20,674.44	63,41,459.34	59,65,616.29	66,20,674.44	59,65,616.29	61,79,693.94	72,45,517.65	69,63,335.36	64,93,051.16	72,45,517.65	64,93,051.16	67,33,778.80

¹ Segment Net Results are arrived after taking the effects of Transfer Pricing.

As per RBI Circular DOR.AUT.REC.12/22.01.001/2022-23 dated April 07, 2022, for the purpose of disclosure under Accounting Standard 17, Segment Reporting, 'Digital Banking' has been identified as a sub-segment under the 'Retail Banking Segment'.



The banker to every Indian

STATE BANK OF INDIA
CORPORATE CENTRE, MUMBAI - 400 021

SUMMARISED STATEMENT OF ASSETS & LIABILITIES

(₹ in crore)

S. No.	Particulars	Standalone			Consolidated		
		31.12.2024 (Unaudited)	31.12.2023 (Unaudited)	31.03.2024 (Audited)	31.12.2024 (Unaudited)	31.12.2023 (Unaudited)	31.03.2024 (Audited)
1	Capital and Liabilities						
a	Capital	892.46	892.46	892.46	892.46	892.46	892.46
b	Reserves & surplus	4,34,513.91	3,68,061.45	3,76,354.07	4,79,298.65	4,05,161.29	4,14,046.71
c	Minority interest				18,251.79	15,057.16	15,617.96
d	Deposits	52,29,384.48	47,62,220.69	49,16,076.77	52,82,740.55	48,11,200.18	49,66,537.49
e	Borrowings	7,09,135.25	5,52,488.92	5,97,560.91	7,56,022.62	5,90,759.04	6,39,609.50
f	Other liabilities and provisions	2,46,748.34	2,81,952.77	2,88,809.73	7,08,311.58	6,69,981.03	6,97,074.68
	Total	66,20,674.44	59,65,616.29	61,79,693.94	72,45,517.65	64,93,051.16	67,33,778.80
2	Assets						
a	Cash and balances with Reserve Bank of India	2,33,683.87	2,11,029.32	2,25,141.70	2,33,919.38	2,11,416.16	2,25,356.33
b	Balances with banks and money at call and short notice	1,02,581.73	56,152.15	85,660.29	1,18,533.42	70,436.85	1,01,215.97
c	Investments	18,08,628.94	16,89,406.30	16,71,339.66	23,12,954.52	21,04,344.71	21,10,548.23
d	Advances	40,04,566.94	35,19,514.28	37,03,970.85	40,89,155.52	35,98,224.60	37,84,272.67
e	Fixed assets	43,389.23	42,501.36	42,617.25	45,551.94	44,553.25	44,708.18
f	Other assets	4,27,823.73	4,47,012.88	4,50,964.19	4,45,402.87	4,64,075.59	4,67,677.42
	Total	66,20,674.44	59,65,616.29	61,79,693.94	72,45,517.65	64,93,051.16	67,33,778.80

The above results have been approved by the Central Board of the Bank at the meeting held on February 6, 2025 and were subjected to "Limited Review" by the Bank's Statutory Central Auditors.

Rama Mohan Rao Amara
Managing Director (IB, GM & T)

Rana Ashutosh Kumar Singh
Managing Director (R, C & SARG)

Vinay M. Tonse
Managing Director (RB & O)

Ashwini Kumar Tewari
Managing Director (CB & Subsidiaries)


Challa Sreenivasulu Setty
Chairman

Place: Mumbai



Date: February 6, 2025

Notes on Standalone Financial Results:

1. The above financial results for the quarter and nine months ended 31st December 2024 have been drawn from the financial statements prepared in accordance with Accounting Standard (AS-25) on 'Interim Financial Reporting' issued by the Institute of Chartered Accountants of India, the relevant provisions of the Banking Regulation Act, 1949, the circulars, guidelines and directions issued by the Reserve Bank of India ('RBI') from time to time ('the RBI guidelines'), other accounting principles generally accepted in India and as per the requirements of SEBI (Listing Obligations and Disclosure Requirements) Regulations, 2015 (as amended).
2. The above financial results have been reviewed by the Audit Committee of the Board at its meeting held on 5th February 2025 and approved by the Board of Directors at its meeting held on 6th February 2025. The financial results have been subjected to a "Limited review" by the Statutory Central Auditors (SCAs) of the Bank.
3. The above financial results for the quarter and nine months ended 31st December 2024 have been arrived at after considering necessary provisions for Non-performing Assets (NPAs), Standard Assets, Standard Derivative Exposures, Restructured Assets, Non-Performing Investments, Contingencies, Employee Benefits, Direct Taxes (after adjustment for Deferred Tax) and in respect of other assets/items made on estimated basis.
4. Other income of the Bank includes commission from non-fund based activities, fee income, earnings from foreign exchange and derivative transactions, profit or loss on sale/revaluation of investments, dividend from subsidiaries and recoveries made in written off accounts.
5. RBI Circular DOR.CAP.REC.4/21.06.201/2024-25 dated 1st April 2024 on 'Basel III Capital Regulations' requires the Bank to make applicable Pillar 3 Disclosures including Leverage Ratio, Liquidity Coverage Ratio and Net Stable Funding Ratio (NSFR) under the Basel III framework.
These disclosures as on 31st December 2024, are placed on the Bank's Website <https://bank.sbi/web/corporate-governance>
6. The Bank has estimated the liability for Unhedged Foreign Currency Exposures in terms of RBI Circular DOR.MRG.REC.76/00-00-007/2022-23 dated 11th October 2022 and is holding a provision of ₹323.54 crore as on 31st December 2024.
7. As per RBI letters no. DBR.No.BP.15199/21.04.048/2016-17 and DBR.No.BP.1906/ 21.04.048/ 2017-18 dated 23rd June 2017 and 28th August 2017 respectively, for the accounts covered under the provisions of Insolvency and Bankruptcy Code (IBC), the Bank is holding total provision of ₹3,779.57 crore (100% of total outstanding) as on 31st December 2024.



8. Provision Coverage Ratio (PCR) as on 31st December 2024 is 74.66%. PCR with AUCA is 91.74%. AUCA represents accounts to the extent fully provided and transferred to a separate head called Advance Under Collection Account (AUCA) with a clear purpose of cleaning the Balance Sheet. The balance in AUCA as on 31st December 2024 is ₹1,74,455.32 crore. Out of this, AUCA amounting to ₹65,640.02 crore is of age up to 5 years; ₹93,452.56 crore is more than 5 years to 10 years old; and ₹15,362.74 crore is more than 10 years old.
9. The Bank has continued to follow the same accounting policies and practices in preparation of the financial results for the quarter and nine months ended 31st December 2024 as followed in the previous financial year ended 31st March 2024 except for the changes required on account of RBI Master Direction applicable from 1st April 2024 as stated below:
- I. **Policies on classification and valuation of investments:** With effect from 1st April 2024 the Bank adopted the revised framework of classification and valuation of investments issued by RBI vide Master Direction No. RBI/DOR/2023-24/104 DOR.MRG.36/21.04.141/2023-24 on Classification, Valuation and Operation of Investment Portfolio of Commercial Banks (Directions), 2023 dated 12th September 2023.
 - II. **Method of recording the transactions in HTM securities:** As per the extant Policy, the premium paid on acquisition of HTM category Investments was amortised over the term to maturity on a constant yield basis. In terms of new investment framework, the Bank has switched over to Weighted Average Carrying Cost (WACC) from First in First Out (FIFO) method of recording transactions uniformly across all categories of investments and amortisation of both, premium and discount on acquisition.
 - III. **Method of amortisation for Floating Rate Bonds:** The revised framework on Investment allow amortisation of premium and discount across all categories of investments. To comply with these amortisation norms, the Bank has now switched over to Straight Line Method from Constant Yield Method.
- In terms of the transition guidelines of the revised framework, on 1st April 2024 the Bank has debited net loss of ₹1,331.38 crore (net of tax) to the General Reserve and credited net gain of ₹3,869.44 crore (net of tax) to the AFS Reserve. The impact of the revised framework for the period subsequent to the transition date is not ascertainable. As a result, the income/ profit or loss from investments for the quarter and nine months ended on 31st December 2024 are not comparable to figures reported for the quarter and nine months ended on 31st December 2023 and financial year ended on 31st March 2024.
10. On 9th August 2024 the Bank divested 2% of its stake in Clearing Corporation of India Limited (CCIL), then associate company. Profit on sale of stake amounting to ₹111.80 crore is recognized in Profit & Loss Account. Following this divestment, CCIL is no longer an associate, and investment therein has been reclassified as FVTPL - Non-HFT.



11. Details of loan transferred/acquired during nine months ended on 31st December 2024 under the RBI Master Direction on Transfer of Loan Exposures dated 24th September 2021 are given below:

The transfer of loans in secondary market is regular phenomenon in foreign jurisdiction. Further, considering the intent of comprehensive RBI guidelines governing transfer of loan exposure for promoting a robust secondary market in Loans, the disclosure given here contains the domestic secondary market transactions only.

Sale of Loans:

- I. The Bank has not transferred any Special Mention Account (SMA) and loans which are not in default.
- II. Details of non-performing assets (NPAs) transferred are as follows:

Particulars	(₹ in crore)		
	To Asset Reconstruction Companies (ARCs)	To permitted transferees	To other transferees
No of accounts	10	2	-
Aggregate principal outstanding of loans transferred	2,283.50	29.09	-
Weighted average residual tenor of the loans transferred (Years)	Nil	Nil	-
Net book value of loans transferred (at the time of transfer)	Nil	Nil	-
Aggregate consideration	389.37	21.93	-
Additional consideration realized in respect of accounts transferred in earlier years	56.74	Nil	-

An excess provision reversed to the profit and loss account on account of sale of stressed loans is ₹13.94 crore. During the nine months ended on 31st December 2024, Investment made in Security Receipts (SRs) is ₹288.51 crore. The security Receipts are provided for and hence the book value is nil across various categories of ratings assigned to Security Receipts by the Credit Rating Agencies as on 31st December 2024.

Purchase of Loans:

- I. The Bank has not acquired any stressed loan during the nine months ended on 31st December 2024.
- II. The Bank has purchased homogeneous loan assets which are not in default from NBFCs/HFCs/MFIs under Direct Assignment Route covered under Transfer of Loan Exposure.



- III. During the nine months ended on 31st December 2024, the Bank has purchased secured home loans and secured & unsecured SME loans and Agri (ABU) loans.
- IV. Details of loans not in default acquired (domestic) through assignment during nine months ended on 31st December 2024, are given below:

(₹ in Crore)

Particulars	From SCB, RRBs, UCBs, SICBs, DCCBs, AIFIs, SFBs and NBFCs including Housing Finance Companies (HFCs)		From ARCs	
	Secured Loan	Unsecured Loan	Secured Loan	Unsecured Loan
Aggregate amount of loans acquired	6,889.64	10,428.77	-	-
Aggregate consideration paid	6,188.42	9,354.25	-	-
Weighted average residual tenor of the loans acquired (years)	8.92	2.00	-	-
Weighted average holding period by the originator (years)	1.21	0.67	-	-
Retention of the beneficial economic interest by the originator	10.17%	10.30%	-	-
Tangible Security Coverage	296.72%	NA	-	-

- V. The loans acquired are not rated as these are not corporate borrowers.
- VI. Rating of pool under Direct Assignment is not mandatory, therefore as per Industry Practice and Bank's Assignment Policy, Loss Estimates are obtained from External Rating agency.

12. Investor's complaints received and disposed-off during the quarter ended on 31st December 2024 are:


Particulars	Number of Complaints
I. Pending at beginning of the quarter	Nil
II. Received during the quarter	76
III. Disposed during the quarter	76
IV. Unresolved at the end of the quarter	Nil

13. The figures for the quarter ended 31st December 2024 are the balancing figures between reviewed figures in respect of the nine months ended 31st December 2024 and the published year to date figures upto 30th September 2024.


[Handwritten signatures and initials in blue ink]

14. Previous period/year figures have been regrouped/reclassified, wherever necessary, to conform to current period classification.


Rama Mohan Rao Amara
Managing Director
(IB, GM & T)



Rana Ashutosh Kumar Singh
Managing Director
(R, C & SARG)


Vinay M. Tonse
Managing Director
(RB & O)


Ashwini Kumar Tewari
Managing Director
(CB & S)


Challa Sreenivasulu Setty
(Chairman)


For Ravi Rajan & Co. LLP.
Chartered Accountants
Firm Regn. No. 009073N / N500320


CA Sumit Kumar
Partner: M. No.512555

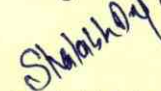
For Gokhale & Sathe
Chartered Accountants
Firm Regn. No.103264W


CA Rahul Joglekar
Partner: M. No. 129389


For M K Aggarwal & Co.
Chartered Accountants
Firm Regn. No.001411N


CA Atul Aggarwal
Partner: M. No.099374


For J L N U S & Co.
Chartered Accountants
Firm Regn. No.101543W


CA Shalabh Kumar Daga
Partner: M. No.401428


For Vinod Kumar & Associates
Chartered Accountants
Firm Regn. No.002304N


CA Mukesh Dadhich
Partner: M. No. 511741


For R G N Price & Co.
Chartered Accountants
Firm Regn. No.002785S


CA P. M. Veeramani
Partner: M. No. 023933

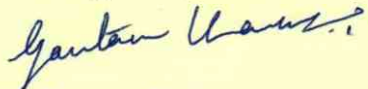
For Rama K Gupta & Co.
Chartered Accountants
Firm Regn. No.005005C


CA Amit Singhal
Partner: M. No.434384


For Varma & Varma
Chartered Accountants
Firm Regn. No.004532S


CA P R Prasanna Varma
Partner: M. No.025854


For Gopal Sharma & Co.
Chartered Accountants
Firm Regn. No.002803C


CA Gautam Sharma
Partner: M. No.079225


For O P Bagla & Co. LLP
Chartered Accountants
Firm Regn. No.000018N/N500091


CA Rakesh Kumar
Partner: M. No.087537

For B C Jain & Co.
Chartered Accountants
Firm Regn. No.001099C



CA Ranjeet Singh
Partner: M. No.073488

For S G C O & Co. LLP
Chartered Accountants
Firm Regn.No.112081W/W100184


CA Suresh Murarka
Partner: M. No.044739

Notes on Consolidated Financial Results

1. The above consolidated financial results for the quarter and nine months ended 31st December 2024 have been drawn from Consolidated Financial Statements prepared in accordance with Accounting Standard (AS) 25 "Interim Financial Reporting", the relevant provisions of the Banking Regulation Act 1949, the circulars, guidelines and directions issued by the Reserve Bank of India (RBI), Insurance Regulatory and Development Authority of India (IRDAI), Pension Fund Regulatory and Development Authority (PFRDA), SEBI (Mutual Funds) Regulations, 1996 from time to time and other Accounting Standards issued by Institute of Chartered Accountants of India (ICAI) and as per the requirements of SEBI (Listing Obligations and Disclosure Requirements) Regulations, 2015 (as amended).
2. The above consolidated financial results for the quarter and nine months ended 31st December 2024 have been reviewed by the Audit Committee of the Board at its meeting held on 5th February 2025 and approved by the Board of Directors at its meeting held on 6th February 2025. These consolidated financial results have been subject to "Limited Review" by the Statutory Central Auditor of the Bank.
3. The above consolidated financial results for the quarter and nine months ended 31st December 2024 have been arrived at after considering necessary provisions for Non-Performing Assets (NPAs), Standard Assets, Standard Derivative Exposures, Restructured Assets, Non-Performing Investments, Contingencies, Employee Benefits, Direct Taxes (after adjustment for Deferred Tax) and in respect of other assets/ items are made on estimated basis.
4. Other income of SBI Group includes commission from non-fund based activities, fee income, earnings from foreign exchange and derivative transactions, profit or loss on sale / revaluation of investments, dividends from associates, Insurance Premium Income and recoveries made in written off accounts.
5. The above consolidated financial results of State Bank of India ('SBI' or 'the Bank') include the results of SBI and its 27 Subsidiaries, 8 Joint ventures and 18 Associates (including 14 Regional Rural Banks), referred to as the "Group".
6. The Group has continued to follow the same accounting policies and practices in preparation of the financial results for the quarter and nine months ended 31st December 2024 as followed in the previous financial year ended 31st March 2024 except for the changes required on account of RBI Master Direction applicable from 1st April 2024 as stated below:



I. Policies on classification and valuation of investments:

With effect from 1st April 2024, the Bank adopted the revised framework of classification and valuation of investments issued by RBI vide Master Direction No. RBI/DOR/2023-24/104 DOR.MRG.36/21.04.141/2023-24 on Classification, Valuation and Operation of Investment Portfolio of Commercial Banks (Directions), 2023 dated 12th September 2023. For the purpose of consolidation, all the subsidiaries and joint ventures of the Bank have followed the revised investment framework except SBI Life Insurance Company Ltd. and SBI General Insurance Company Ltd., (the subsidiaries regulated by IRDA) which continue to follow IRDAI guidelines.

II. Method of recording the transactions in HTM securities:

As per the extant Policy, the premium paid on acquisition of HTM category Investments was amortised over the term to maturity on a constant yield basis. In terms of new investment framework, the Bank has switched over to Weighted Average Carrying Cost (WACC) from First in First Out (FIFO) method of recording transactions uniformly across all categories of investments and amortisation of both, premium and discount on acquisition.

III. Method of amortisation for Floating Rate Bonds:

The revised framework on investment allow amortisation of premium and discount across all categories of investments. To comply with these amortisation norms, the Bank has now switched over to Straight Line Method from constant yield method.

In terms of the transition guidelines of the revised framework, on 1st April 2024 the Group has debited net loss of ₹ 714.93 crore (net of tax) to the General Reserve & Balance in P&L account and credited net gain of ₹ 4,428.65 crore (net of tax) to the AFS Reserve. The impact of the revised framework for the period subsequent to the transition date is not ascertainable. As a result, the income / profit or loss from investments for quarter and nine months ended 31st December 2024 are not comparable to figures reported for quarter and nine months ended 31st December 2023 and financial year ended 31st March 2024.

7. As per new investment guidelines applicable from 1st April 2024, the status of Jio Payments Bank Ltd. has changed from 'Associate' to 'Joint Venture' of SBI. Further, during the nine months ended 31st December 2024, Jio Payments Bank Ltd. has offered right issue of its equity shares in which SBI did not participate. Consequently, the stake of SBI has reduced from 22.75% to 17.83% in the said joint venture.
8. Pursuant to exercise of options under the approved Employee Stock Option Plan (ESOP), following group entities have issued equity shares to their eligible employees: -

9



- I. SBI Cards and Payment Services Limited has allotted 3,84,435 equity shares of ₹ 10 each during the nine months ended 31st December 2024. Consequently, the stake of SBI in SBI Cards and Payment Services Limited has reduced from 68.63% to 68.60%.
- II. SBI Life Insurance Company Limited has allotted 6,23,535 equity shares of ₹ 10 each during the nine months ended 31st December 2024. Consequently, the stake of SBI in SBI Life Insurance Company Limited has reduced from 55.42% to 55.38%.
- III. SBI General Insurance Company Limited has allotted 3,39,893 equity shares of ₹ 10 each during the nine months ended 31st December 2024. Consequently, the stake of SBI in SBI General Insurance Company Limited has reduced from 69.11% to 69.00%.
- IV. SBI Funds Management Limited has allotted 18,68,925 equity shares of ₹ 1 each during the nine months ended 31st December 2024. Consequently, the stake of SBI in SBI Funds Management Limited has reduced from 62.21% to 61.98% and the stake of SBI Group in SBI Funds Management (International) Private Limited and SBI Pension Funds Private Limited has reduced from 62.21% and 92.44% to 61.98% and 92.40% respectively.
9. On 10th September 2024, State Bank of India, PT Bank KEB Hana Indonesia and PT Bank SBI Indonesia have signed Shareholders' Agreement, which allows PT Bank KEB Hana Indonesia to invest in 1% share of PT Bank SBI Indonesia. Accordingly, the earlier minority shareholder has exited, and PT Bank KEB Hana is inducted as new minority shareholder, and the said process is completed on 25th December 2024. Consequently, the stake of SBI in PT Bank SBI Indonesia has reduced from 99.56% to 99.00%.
10. On 9th August 2024 SBI disinvested 2% of its stake in The Clearing Corporation of India Limited (CCIL), an associate company. Following this disinvestment, CCIL is no longer an associate and is considered as an associate only up to 8th August 2024 in Consolidated Financial Statements of SBI.
11. During the nine months ended 31st December 2024, Yes Bank Limited has allotted 255,97,61,818 equity shares of ₹ 2 each pursuant to the exercise of share warrants by other two investors for 127,98,80,909 equity shares to each investor and 2,32,13,625 equity shares of ₹ 2 each under the approved employee stock option scheme. Consequently, the stake of SBI in Yes Bank Limited has reduced from 26.13% to 23.98%.
12. SBI Funds Management Limited (subsidiary of SBI) has incorporated a wholly owned subsidiary namely SBI Funds International (IFSC) Limited on 7th February 2024 in Gift City – Gandhinagar. During the quarter ended 30th September 2024, the company received requisite approval for its operations and a capital of ₹ 25.00 crore from SBI Funds Management Limited.




Accordingly, the company is considered as group subsidiary in Consolidated Financial Statements of SBI from 8th July 2024.


13. The name of 'SBICAP Ventures Limited' a wholly owned subsidiary of SBI, has changed to 'SBI Ventures Limited' w.e.f. 24th July 2024.
14. The figures for the quarter ended 31st December 2024 are the balancing figures between reviewed figures in respect of the nine months ended 31st December 2024 and the published year to date figures upto 30th September 2024.
15. In accordance with current RBI guidelines, the general clarification issued by ICAI has been considered in the preparation of the consolidated financial results. Accordingly, additional statutory information disclosed in separate financial statements of the parent and its subsidiaries having no bearing on the true and fair view of the consolidated financial results and also the information pertaining to the items which are not material have not been disclosed in the consolidated financial statements in view of the Accounting Standard Interpretation issued by ICAI.
16. Previous period/ year figures have been regrouped/ reclassified, wherever necessary, to conform to current period classification.




Rama Mohan Rao Amara
Managing Director
(IB, GM & T)




Rana Ashutosh Kumar Singh
Managing Director
(R, C & SARG)



Vinay M. Tonse
Managing Director
(RB & O)



Ashwini Kumar Tewari
Managing Director
(CB & S)



Challa Sreenivasulu Setty
(Chairman)

In terms of our Report of even date
For Ravi Rajan & Co LLP
Chartered Accountants
FRN 009073N / N500320



CA Sumit Kumar
Partner: M. No. 512555


Place: Mumbai
Date: 6th February 2025

Independent Auditors' Review Report on the Unaudited Standalone Financial Results of State Bank of India for the quarter and nine months ended December 31, 2024 pursuant to the Regulation 33 and Regulation 52 read with Regulation 63(2) of the SEBI (Listing Obligations and Disclosure Requirements) Regulations, 2015.

To
The Board of Directors,
State Bank of India,
State Bank Bhavan,
Madame Cama Road,
Mumbai - 400021.

1. We have reviewed the accompanying Statement of Unaudited Standalone Financial Results of State Bank of India ('the Bank') for the quarter and nine months ended December 31, 2024 ('the Statement') attached herewith, being submitted by the Bank pursuant to the requirements of Regulation 33 and Regulation 52 read with Regulation 63(2) of the SEBI (Listing Obligations and Disclosure Requirements) Regulations, 2015, as amended ('the Regulations') except for the disclosures relating to Pillar 3 disclosure under Basel III Capital Regulations, Leverage Ratio, Liquidity Coverage Ratio and Net Stable Funding ratio as disclosed on the Bank's website and in respect of which a link has been provided in the Statement and have not been reviewed by us.
2. The Statement, which is the responsibility of the Bank's Management and has been approved by the Bank's Board of Directors, has been prepared by the Bank's Management in accordance with the recognition and measurement principles laid down in Accounting Standard 25 'Interim Financial Reporting' (AS 25) issued by the Institute of Chartered Accountants of India, the relevant provisions of the Banking Regulation Act, 1949, the circulars, guidelines and directions issued by the Reserve bank of India ('RBI') from time to time ('the RBI Guidelines') and other accounting principles generally accepted in India. Our responsibility is to express a conclusion on the Statement based on our review.
3. We conducted our review of the Statement in accordance with the Standard on Review Engagements (SRE) 2410 "Review of Interim Financial Information Performed by the Independent Auditor of the Entity", issued by the Institute of Chartered Accountants of India. This standard requires that we plan and perform the review to obtain moderate assurance as to whether the financial statements are free of material misstatement. A review is limited primarily to inquiries of company personnel and analytical procedures applied to financial data and thus provides less assurance than an audit. We have not performed an audit and accordingly, we do not express an audit opinion.
4. The financial results include the relevant returns of 20 branches, Central Accounts Office and Global Market Unit reviewed by us and 15 foreign branches reviewed by the Local Auditors of the Foreign Branches. These review reports cover Rs 14,55,736.81 Cr of the advances portfolio and Rs.40,121.29 Cr of the non-performing assets of the Bank.

Apart from these review reports, in the conduct of our review, we have also considered various returns of other 1798 domestic branches and 20 Foreign Branches, such as advance portfolio, non-performing assets and provision duly certified by Concurrent Auditors/ Branch Managers of the Bank which are also incorporated in the financial results. The Concurrent Auditor's/ Branch Manager's reports cover Rs.11,42,933.41 Crore of the advance's portfolio and Rs.6,060.68 Crore of the non-performing assets of the Bank.



5. Based on our review conducted as above, nothing has come to our attention that causes us to believe that the accompanying Statement of unaudited standalone financial results including notes thereon prepared in accordance with applicable accounting standards and other recognized accounting practices and policies has not disclosed the information required to be disclosed in terms of the Regulations, including the manner in which it is to be disclosed, or that it contains any material misstatement or that it has not been prepared in accordance with the relevant guidelines / prudential norms issued by the Reserve Bank of India in respect of income recognition, asset classification, provisioning and other related matters.

<p>For Ravi Rajan & Co. LLP. Chartered Accountants Firm Regn. No.009073N/N500320</p>  <p>CA Sumit Kumar Partner: M. No.512555 UDIN :25512555BMNPSX3421</p>	<p>For Gokhale & Sathe Chartered Accountants Firm Regn. No.103264W</p>  <p>CA Rahul Joglekar Partner: M. No. 129389 UDIN :25129389BMJING3294</p>	<p>For M K Aggarwal & Co. Chartered Accountants Firm Regn. No.001411N</p>  <p>CA Atul Aggarwal Partner: M. No.099374 UDIN :25099374BMKVFM4966</p>
<p>For J L N U S & Co. Chartered Accountants Firm Regn. No.101543W</p>  <p>CA Shalabh Kumar Daga Partner: M. No.401428 UDIN :25401428BMIANO1643</p>	<p>For Vinod Kumar & Associates Chartered Accountants Firm Regn. No.002304N</p>  <p>CA Mukesh Dadhich Partner: M. No. 511741 UDIN :25511741BMLIXS9982</p>	<p>For R G N Price & Co. Chartered Accountants Firm Regn. No.002785S</p>  <p>CA P.M. Veeramani Partner: M. No. 023933 UDIN :25023933BMLHRY8322</p>
<p>For Rama K Gupta & Co. Chartered Accountants Firm Regn. No.005005C</p>  <p>CA Amit Singhal Partner: M. No.434384 UDIN :25434384BMNWLT2815</p>	<p>For Varma & Varma Chartered Accountants Firm Regn. No.004532S</p>  <p>CA P R Prasanna Varma Partner: M. No.025854 UDIN :25025854BMOBII9117</p>	<p>For Gopal Sharma & Co. Chartered Accountants Firm Regn. No.002803C</p>  <p>CA Gautam Sharma Partner: M. No.079225 UDIN :25079225BMMJEZ3033</p>
<p>For O P Bagla & Co. LLP Chartered Accountants Firm Regn. No.000018N/N500091</p>  <p>CA Rakesh Kumar Partner: M. No.087537 UDIN :25087537BMOPAS7245</p>	<p>For B C Jain & Co. Chartered Accountants Firm Regn. No.001099C</p>  <p>CA Ranjeet Singh Partner: M. No.073488 UDIN :25073488BMTDJK8031</p>	<p>For S G C O & Co. LLP Chartered Accountants FirmRegn.No.112081W/W100184</p>  <p>CA Suresh Murarka Partner: M. No.044739 UDIN :25044739BMLAJM4107</p>

Place: Mumbai

Date: 6th February 2025

Independent Auditor's Review Report on Consolidated Unaudited Financial Results of State Bank of India for the quarter and nine months ended 31 December 2024 pursuant to the Regulation 33 and Regulation 52 of the SEBI (Listing Obligations and Disclosure Requirements) Regulations, 2015, as amended.

TO THE BOARD OF DIRECTORS

State Bank of India,
State Bank Bhavan,
Madame Cama Road,
Mumbai - 400021

1. We have reviewed the accompanying Statement of Consolidated Unaudited Financial Results of State Bank of India ("the Parent"/ "the Bank") and its subsidiaries (the Parent and its subsidiaries together referred to as "the Group"), its jointly controlled entities and its share of the net profit/(loss) after tax of its associates for the quarter and nine months ended December 31, 2024 ("the Statement"), being submitted by the Parent pursuant to the requirement of Regulation 33 and 52 of the SEBI (Listing Obligations and Disclosure Requirements) Regulations, 2015, as amended, except for the disclosures relating to consolidated Pillar 3 disclosure as at December 31, 2024, including leverage ratio, liquidity coverage ratio and net stable funding ratio under Basel III Capital Regulations as have been disclosed on the Bank's website and in respect of which a link has been provided in the Statement and have not been reviewed by us.
2. This Statement, which is the responsibility of the Parent's Management and approved by the Parent's Board of Directors, has been prepared in accordance with the recognition and measurement principles laid down in Accounting Standard 25 "Interim Financial Reporting" ("AS 25"), issued by the Institute of Chartered Accountants of India, the relevant provisions of the Banking Regulation Act, 1949, the circulars, guidelines and directions issued by the Reserve Bank of India (RBI) from time to time ("RBI Guidelines") and other accounting principles generally accepted in India. Our responsibility is to express a conclusion on the Statement based on our review.
3. We conducted our review of the Statement in accordance with the Standard on Review Engagements (SRE) 2410 "Review of Interim Financial Information Performed by the Independent Auditor of the Entity", issued by the Institute of Chartered Accountants of India. A review of interim financial information consists of making inquiries, primarily of persons responsible for financial and accounting matters, and applying analytical and other review procedures. A review is substantially less in scope than an audit conducted in accordance with Standards on Auditing and consequently does not enable us to obtain assurance that we would become aware of all significant matters that might be identified in an audit. Accordingly, we do not express an audit opinion.

We also performed procedures in accordance with the circular issued by the SEBI under Regulation 33 (8) of the SEBI (Listing Obligations and Disclosure Requirements) Regulations, 2015, as amended, to the extent applicable.

4. The Statement includes the results of the following entities:

Sr. No.	Name of Subsidiary	Sr. No.	Name of Subsidiary
1	SBI Capital Markets Ltd.	15	State Bank Operations Support Services Pvt. Ltd.
2	SBICAP Securities Ltd.	16	SBI CDMDF Trustee Pvt. Ltd.
3	SBICAP Trustee Company Ltd.	17	SBI Funds Management (International) Private Ltd.



Sr. No.	Name of Subsidiary	Sr. No.	Name of Subsidiary
4	SBI Ventures Ltd. (formerly known as SBICAP Ventures Ltd.)	18	Commercial Indo Bank Llc, Moscow
5	SBI DFHI Ltd.	19	SBI Canada Bank
6	SBI Global Factors Ltd.	20	State Bank of India (California)
7	SBI Mutual Fund Trustee Company Pvt Ltd.	21	State Bank of India (UK) Limited
8	SBI Payment Services Pvt. Ltd.	22	State Bank of India Servicos Limitada
9	SBI Pension Funds Pvt Ltd.	23	SBI (Mauritius) Ltd.
10	SBI Life Insurance Company Ltd.	24	PT Bank SBI Indonesia
11	SBI General Insurance Company Ltd.	25	Nepal SBI Bank Ltd.
12	SBI Cards and Payment Services Limited	26	Nepal SBI Merchant Banking Limited
13	SBI-SG Global Securities Services Pvt. Ltd.	27	SBI Funds International (IFSC) Limited
14	SBI Funds Management Ltd.		

Sr. No.	Name of Joint Venture	Sr. No.	Name of Joint Venture
1	C - Edge Technologies Ltd.	5	Macquarie SBI Infrastructure Trustee Ltd.
2	SBI Macquarie Infrastructure Management Pvt. Ltd.	6	Oman India Joint Investment Fund – Management Company Pvt. Ltd.
3	SBI Macquarie Infrastructure Trustee Pvt. Ltd.	7	Oman India Joint Investment Fund – Trustee Company Pvt. Ltd.
4	Macquarie SBI Infrastructure Management Pte. Ltd.	8	Jio Payments Bank Ltd.

Sr. No.	Name of Associate	Sr. No.	Name of Associate
1	Andhra Pradesh Grameena Vikas Bank	10	Uttarakhand Gramin Bank
2	Arunachal Pradesh Rural Bank	11	Jharkhand Rajya Gramin Bank
3	Chhattisgarh Rajya Gramin Bank	12	Saurashtra Gramin Bank
4	Ellaquai Dehati Bank	13	Rajasthan Marudhara Gramin Bank
5	Meghalaya Rural Bank	14	Telangana Grameena Bank
6	Madhyanchal Gramin Bank	15	The Clearing Corporation of India Ltd. upto 08-Aug-2024
7	Mizoram Rural Bank	16	Yes Bank Limited
8	Nagaland Rural Bank	17	Bank of Bhutan Ltd.
9	Utkal Grameen Bank	18	Investec Capital Services (India) Private Limited

5. Based on our review conducted and procedures performed as stated in paragraph 3 above and based on the consideration of the review reports of the other auditors referred to in paragraph 6 below, nothing has come to our attention that causes us to believe that the accompanying Statement, prepared in accordance with the recognition and measurement principles laid down in the aforesaid Accounting Standard, RBI Guidelines and other accounting principles generally accepted in India, has not disclosed the information required to be disclosed in terms of Regulation 33 and 52 of the SEBI (Listing Obligations and Disclosure



Requirements) Regulations, 2015, as amended, including the manner in which it is to be disclosed, except for the disclosures relating to consolidated Pillar 3 disclosure as at December 31, 2024, including leverage ratio, liquidity coverage ratio and net stable funding ratio under Basel III Capital Regulations as have been disclosed on the Bank's website and in respect of which a link has been provided in the Statement and have not been reviewed by us, or that it contains any material misstatement or that it has not been prepared in accordance with the relevant prudential norms issued by the Reserve Bank of India in respect of income recognition, asset classification, provisioning and other related matters.

6. We did not review the interim financial results of 34 branches included in the standalone unaudited interim financial results of the Parent included in the Group, whose results reflect total assets of Rs. 30,68,898.35 crore as at December 31, 2024 and total revenues of Rs. 54,618.46 crore and Rs. 1,63,713.01 crore for the quarter ended December 31, 2024 and for period from April 1, 2024 to December 31, 2024, respectively, as considered in the standalone unaudited interim financial results of the Parent included in the Group. The interim financial results of these branches have been reviewed by other auditors whose reports have been furnished to us and our conclusion in so far as it relates to the amounts and disclosures included in respect of these branches, is based solely on the report of such branch auditors and other auditors and the procedures performed by us as stated in paragraph 3 above.

Apart from above, in the conduct of our review, we also did not review the interim financial results of 1818 branches included in the standalone unaudited interim financial results of the Parent included in the Group, whose results reflect total assets of Rs. 16,45,490.92 crore as at December 31, 2024 and total revenue of Rs. 30,873.79 crore and Rs. 94,017.75 crore for the quarter ended December 31, 2024 and for period from April 1, 2024 to December 31, 2024, respectively, as considered in the standalone unaudited interim financial results of the Parent included in the Group. The interim financial results of these branches have been reviewed by the branch managers whose certified returns have been furnished to us or other auditors, and our conclusion in so far as it relates to the amounts and disclosures included in respect of these branches, is based solely on the certified returns of such branch managers and other auditors.

We did not review the interim financial results of 18 subsidiaries and 1 jointly controlled entity included in the consolidated unaudited financial results, whose interim financial results reflect total assets of Rs. 6,43,182.63 crore as at December 31, 2024 and total revenues of Rs. 40,848.71 crore and Rs. 1,08,597.61 crore and total net profit after tax of Rs. 2,225.75 crore and Rs. 7,760.39 crore for the quarter ended December 31, 2024 and for period from April 1, 2024 to December 31, 2024, respectively, as considered in the consolidated unaudited financial results. The consolidated unaudited financial results also include the Group's share of net profit after tax of Rs. 295.72 crore and Rs. 1039.21 crore for the quarter ended December 31, 2024 and for period from April 1, 2024 to December 31, 2024, respectively, as considered in the consolidated unaudited financial results, in respect of 15 associates, whose interim financial results have not been reviewed by us. These interim financial results have been reviewed/audited by the other auditors whose reports have been furnished to us by the Management and our conclusion on the Statement, in so far as it relates to the amounts and disclosures included in respect of these subsidiaries, jointly controlled entities and associates, is based solely on the reports of other auditors.

7. The consolidated unaudited financial results include the interim financial result which have not been reviewed/audited of 23,565 branches included in the standalone unaudited interim financial results of the Parent included in the Group, whose results reflect total assets of Rs. 15,61,406.95 crore as at December 31, 2024, and total revenues of Rs. 37,317.53 crore and Rs. 1,07,984.61 crore for the quarter ended December 31, 2024 and for period from April 1, 2024 to December 31, 2024, respectively, as considered in the respective standalone unaudited interim financial results of the Parent included in the Group. According to the information and explanations given to us by the Management, these interim financial results are not material to the Group.

The consolidated unaudited financial results include the interim financial results of 9 subsidiaries and 7 jointly controlled entities which have not been reviewed/audited by their auditors, whose interim financial results reflect total assets of Rs. 23,592.92 crore as at December 31, 2024 and total revenue of Rs. 528.87 crore and Rs. 1,578.16 crore and total net profit after tax of Rs. 73.93 crore and Rs. 230.69 crore for the quarter ended December 31, 2024 and for period from April 1, 2024 to December 31, 2024, respectively, as considered in the consolidated unaudited financial results. The consolidated unaudited



financial results also include the Group's share of net profit after tax of Rs. 12.71 crore and Rs. 28.19 crore for the quarter ended December 31, 2024 and for period from April 1, 2024 to December 31, 2024, respectively, as considered in the consolidated unaudited financial results, in respect of 3 associates, based on their interim financial results which have not been reviewed/audited by their auditors. According to the information and explanations given to us by the Management, these interim financial results are not material to the Group.

Our conclusion on the Statement is not modified in respect of the above matter.

8. The actuarial valuation of liabilities for life policies in force and for policies in respect of which premium has been discontinued but liability exists are the responsibility of subsidiary's Appointed Actuary. The actuarial valuation of these liabilities for life policies in force and for policies in respect of which premium has been discontinued but liability exists as at December 31, 2024 in respect of a subsidiary, namely SBI Life Insurance Company Limited, has been duly certified by the Appointed Actuary of the respective subsidiary and in his opinion, the assumptions for such valuation are in accordance with the guidelines and norms issued by the Insurance Regulatory and Development Authority of India (IRDAI) and The Institute of Actuaries of India (IAI), in concurrence with the Authority. The respective auditors of the subsidiary have relied upon the Appointed Actuary's certificate in this regard for forming their opinion on condensed interim financial statements of the said subsidiary.

Our conclusion is not modified in respect of the above matter.

For Ravi Rajan & Co LLP
Chartered Accountants
FRN 009073N/N500320



Sumit Kumar
Partner

M No. 512555
UDIN: 25512555BMNPSZ9567
Place: Mumbai
Date: February 06, 2025



STATEMENT OF DEVIATION / VARIATION IN UTILISATION OF FUNDS RAISED

[As per Regulation 32 (1) of SEBI (LODR) Regulations, 2015]

Name of listed entity						State Bank of India
Mode of Fund Raising (Public Issue/Rights Issue/ Preferential Issue/ QIP/ Others)						Nil for Q3: 2024-25
Date of Raising Funds						Not Applicable
Amount Raised						Not Applicable
Report filed for Quarter						31.12.2024
Monitoring Agency						Not Applicable
Monitoring Agency Name, if applicable						Not Applicable
Is there a Deviation / Variation in use of funds raised?						Not Applicable
If yes, whether the same is pursuant to change in terms of a contract or objects, which was approved by the shareholders						Not Applicable
If Yes, Date of shareholder Approval						Not Applicable
Explanation for the Deviation/ Variation						Not Applicable
Comments of the Audit Committee after review						Not Applicable
Comments of the auditors, if any						Not Applicable
Objects for which funds have been raised and where there has been a deviation, in the following table						
Original Subject	Modified Object if any	Original Allocation	Modified allocation	Funds Utilised	Amount of Deviation/Variation for the quarter according to applicable object (INR Rs. crore and in %)	Remarks if any
Not Applicable						
Deviation or Variation could mean:						
(a) Deviation in the objects or purposes for which the funds have been raised; or						
(b) Deviation in the amount of funds actually utilized as against what was originally disclosed; or						
(c) Change in terms of a contract referred to in the fund raising documents i.e. prospectus, letter of offer etc.						
						
(Kameshwar Rao Kodavanti) Chief Financial Officer						

STATEMENT OF DEVIATION / VARIATION IN THE USE OF THE PROCEEDS OF ISSUE OF LISTED NON-CONVERTIBLE DEBT SECURITIES FOR THE QUARTER ENDED 31.12.2024

[As per Regulation 52 (7)/(7A) of SEBI (LODR) Regulations, 2015]

A. Statement of utilization of issue proceeds:

Name of the Issuer	ISIN	Mode of fund raising (Public issue / private placement)	Type of instrument	Date of raising fund	Amount raised (In Rs. Crore)	Fund utilized (In Rs. Crore)	Any deviation (Yes/No)	If 8 is Yes, then specify the purpose of funds utilization	Remarks
State Bank of India	INE062A 08462	Private Placement	Basel III Compliant AT1 Bonds	24.10.2024	5,000	5,000	No	NA	Nil
State Bank of India	INE062A 08470	Private Placement	*Long Term Bonds	19.11.2024	10,000	10,000	No	NA	Nil
Total					15,000	15,000			

*These non-convertible securities were issued for enhancing long term resources for funding infrastructure and affordable housing. The funds raised by the Bank through this issue are not meant for financing any particular project.

B. Statement of deviation / variation in use of issue proceeds:

Name of listed entity	State Bank of India
Mode of Fund Raising	Private Placement
Type of Instruments	Non-convertible, Taxable, Redeemable, Unsecured, Fully Paid-up Basel III Compliant AT1 Bonds and Long-Term Bonds in the nature of debentures
Date of Raising Funds	24.10.2024 19.11.2024
Amount Raised	Rs. 15,000 Crore for Q3: 2024-25 (Outstanding bonds as on 31.12.2024 is placed as Annexure 1)
Report filed for Quarter ended	31.12.2024
Is there a Deviation/Variation in use of funds raised?	No
Whether any approval is required to vary the objects of the issue stated in the prospectus/offer/document?	Not Applicable
If yes, details of the approval so required?	Not Applicable
Date of approval	Not Applicable
Explanation for the Deviation/Variation	Not Applicable
Comments of audit committee after review	Not Applicable
Comments of the auditors, if any	Not Applicable



bank.sbi

FR 2274 0356 ✉ frt.dept@sbi.co.in
ACCOUNTS 2274 0364 ✉ frt.accounts@sbi.co.in
GST 2274 0322 ✉ servicetax.frt@sbi.co.in
TAX 2274 0363 ✉ tax@sbi.co.in
TDS 2274 0152 ✉ tds.frt@sbi.co.in
IFRS 2274 0185 ✉ cfs.frt@sbi.co.in
✉ ifc.frt@sbi.co.in
✉ ifrs@sbi.co.in

वित्तीय रिपोर्टिंग आणि कर-आकारणी विभाग
कॉरपोरेट केन्द्र
उरा मजला, स्टेट बैंक भवन
मादाम कामा रोड
नरीमन पॉईंट
मुंबई 400021

वित्तीय रिपोर्टिंग एवं कर-निर्धारण विभाग
कॉरपोरेट केन्द्र
उरी मंजिल, स्टेट बैंक भवन
मादाम कामा मार्ग
नरीमन पॉईंट
मुंबई 400021


Financial Reporting & Taxation Department
Corporate Centre
3rd Floor, State Bank Bhavan
Madame Cama Road
Nariman Point
Mumbai 400021

Objects for which funds have been raised and where there has been a deviation, in the following table

Original Subject	Modified Object if any	Original Allocation (Rs. In Crore)	Modified allocation (Rs. In Crore)	Funds Utilised (Rs. In Crore)	Amount of Deviation / Variation for the quarter according to applicable object (INR Rs. crore and in %)	Remarks if any
Basel III Compliant AT 1 Bonds: For augmenting overall capital of the Bank for strengthening its capital adequacy and for enhancing its long-term resources in accordance with RBI guidelines.	Nil	5,000	Nil	5,000	Nil	Nil
Long Term Bonds: Enhancing long term resources for funding infrastructure and affordable housing. The funds being raised by the Bank through this issue are not meant for financing any particular project.	Nil	10,000	Nil	10,000	Nil	Nil

Deviation could mean:

- Deviation in the objects or purpose for which the funds have been raised.
- Deviation in the amount of funds utilized as against what was originally disclosed.



(Kameshwar Rao Kodavanti)

Chief Financial Officer



bank.sbi

FR 2274 0356 ✉ frt.dept@sbi.co.in
ACCOUNTS 2274 0364 ✉ frt.accounts@sbi.co.in
GST 2274 0322 ✉ servicetax.frt@sbi.co.in
TAX 2274 0363 ✉ tax@sbi.co.in
TDS 2274 0152 ✉ tds.frt@sbi.co.in
IFRS 2274 0185 ✉ cfs.frt@sbi.co.in
✉ ifc.frt@sbi.co.in
✉ ifrs@sbi.co.in

वित्तीय रिपोर्टिंग आणि कर-आकारणी विभाग कॉरपोरेट केन्द्र उरा मजला, स्टेट बैंक भवन मादाम कामा रोड नरीमन पॉईंट मुंबई 400021

वित्तीय रिपोर्टिंग एवं कर-निर्धारण विभाग कॉरपोरेट केन्द्र उरी मंजिल, स्टेट बैंक भवन मादाम कामा मार्ग नरीमन पॉईंट मुंबई 400021

Financial Reporting & Taxation Department Corporate Centre 3rd Floor, State Bank Bhavan Madame Cama Road Nariman Point Mumbai 400021

Annexure 1

List of Domestic Bond instruments raised by State Bank of India and Outstanding as on
31.12.2024

Sr. No.	ISIN	Mode of Fund Raising	Type of instrument- Non convertible securities	Date of raising funds	Amount Raised (Rs. in Crore)	Funds utilized (Rs. in Crore)	Any deviation (Yes / No)	If 8 is Yes, then specify the purpose of funds utilization	Remarks
1	INE648A08013	Private Placement	Tier 2	20-03-2015	200.00	200.00	No	NA	Nil
2	INE651A08041	Private Placement	Tier 2	31-12-2015	300.00	300.00	No	NA	Nil
3	INE651A08058	Private Placement	Tier 2	18-01-2016	200.00	200.00	No	NA	Nil
4	INE649A09126	Private Placement	Tier 2	31-03-2015	393.00	393.00	No	NA	Nil
5	INE649A08029	Private Placement	Tier 2	30-12-2015	500.00	500.00	No	NA	Nil
6	INE649A08037	Private Placement	Tier 2	08-02-2016	200.00	200.00	No	NA	Nil
7	INE652A08015	Private Placement	Tier 2	22-01-2015	950.00	950.00	No	NA	Nil
8	INE062A08231	Private Placement	Tier 2	21-08-2020	8,931.00	8,931.00	No	NA	Nil
9	INE062A08249	Private Placement	AT1	09-09-2020	4,000.00	4,000.00	No	NA	Nil
10	INE062A08256	Private Placement	Tier 2	21-09-2020	7,000.00	7,000.00	No	NA	Nil
11	INE062A08264	Private Placement	Tier 2	26-10-2020	5,000.00	5,000.00	No	NA	Nil
12	INE062A08272	Private Placement	AT1	24-11-2020	2,500.00	2,500.00	No	NA	Nil
13	INE062A08280	Private Placement	AT1	03.09.2021	4,000.00	4,000.00	No	NA	Nil
14	INE062A08298	Private Placement	AT1	18.10.2021	6,000.00	6,000.00	No	NA	Nil
15	INE062A08306	Private Placement	AT1	14.12.2021	3,974.00	3,974.00	No	NA	Nil
16	INE062A08314	Private Placement	AT1	09.09.2022	6,872.00	6,872.00	No	NA	Nil
17	INE062A08322	Private Placement	Tier 2	23.09.2022	4,000.00	4,000.00	No	NA	Nil
18	INE062A08330	Private Placement	LTB	06.12.2022	10,000.00	10,000.00	No	NA	Nil
19	INE062A08348	Private Placement	LTB	19.01.2023	9,718.00	9,718.00	No	NA	Nil
20	INE062A08355	Private Placement	AT1	21.02.2023	4,544.00	4,544.00	No	NA	Nil
21	INE062A08363	Private Placement	AT1	09.03.2023	3,717.00	3,717.00	No	NA	Nil
22	INE062A08371	Private Placement	AT1	14.07.2023	3,101.00	3,101.00	No	NA	Nil
23	INE062A08389	Private Placement	LTB	01.08.2023	10,000.00	10,000.00	No	NA	Nil
24	INE062A08397	Private Placement	LTB	26.09.2023	10,000.00	10,000.00	No	NA	Nil
25	INE062A08405	Private Placement	Tier 2	02.11.2023	10,000.00	10,000.00	No	NA	Nil
26	INE062A08413	Private Placement	AT1	19.01.2024	5,000.00	5,000.00	No	NA	Nil
27	INE062A08421	Private Placement	LTB	27.06.2024	10,000.00	10,000.00	No	NA	Nil
28	INE062A08439	Private Placement	LTB	11.07.2024	10,000.00	10,000.00	No	NA	Nil
29	INE062A08447	Private Placement	Tier 2	29.08.2024	7,500.00	7,500.00	No	NA	Nil
30	INE062A08454	Private Placement	Tier 2	20.09.2024	7,500.00	7,500.00	No	NA	Nil
31	INE062A08462	Private Placement	AT1	24.10.2024	5,000.00	5,000.00	No	NA	Nil
32	INE062A08470	Private Placement	Tier 2	19.11.2024	10,000.00	10,000.00	No	NA	Nil
				TOTAL	1,71,100.00	1,71,000.00			



bank.sbi

FR 2274 0356 ✉ frt.dept@sbi.co.in
ACCOUNTS 2274 0364 ✉ frt.accounts@sbi.co.in
GST 2274 0322 ✉ servicetax.frt@sbi.co.in
TAX 2274 0363 ✉ tax@sbi.co.in
TDS 2274 0152 ✉ tds.frt@sbi.co.in
IFRS 2274 0185 ✉ cfs.frt@sbi.co.in
✉ ifc.frt@sbi.co.in
✉ ifrs@sbi.co.in

वित्तीय रिपोर्टिंग आणि
कर-आकारणी विभाग
कॉर्पोरेट केन्द्र
उरा मजला, स्टेट बैंक भवन
मादाम कामा रोड
नरीमन पॉईंट
मुंबई 400021

वित्तीय रिपोर्टिंग एवं
कर-निर्धारण विभाग
कॉर्पोरेट केन्द्र
उरी मंजिल, स्टेट बैंक भवन
मादाम कामा मार्ग
नरीमन पॉईंट
मुंबई 400021

Financial Reporting &
Taxation Department
Corporate Centre
3rd Floor, State Bank Bhavan
Madame Cama Road
Nariman Point
Mumbai 400021

B. STATEMENT ON DEVIATION OR VARIATION FOR PROCEEDS OF PUBLIC ISSUE, RIGHTS ISSUE, PREFERENTIAL ISSUE, QUALIFIED INSTITUTIONS PLACEMENT ETC.

Not Applicable.

C. FORMAT FOR DISCLOSING OUTSTANDING DEFAULT ON LOANS AND DEBT SECURITIES

Not Applicable.

D. FORMAT FOR DISCLOSURE OF RELATED PARTY TRANSACTIONS (applicable only for half-yearly filings i.e., 2nd and 4th quarter)

Not Applicable.

E. STATEMENT ON IMPACT OF AUDIT QUALIFICATIONS (FOR AUDIT REPORT WITH MODIFIED OPINION) SUBMITTED ALONG-WITH ANNUAL AUDITED FINANCIAL RESULTS (Standalone and Consolidated separately) (applicable only for Annual Filing i.e., 4th quarter)

Not Applicable.



(Kameshwar Rao Kodavanti)
Chief Financial Officer



bank.sbi

FR	2274 0356	✉ frt.dept@sbi.co.in
ACCOUNTS	2274 0364	✉ frt.accounts@sbi.co.in
GST	2274 0322	✉ servicetax.frt@sbi.co.in
TAX	2274 0363	✉ tax@sbi.co.in
TDS	2274 0152	✉ tds.frt@sbi.co.in
IFRS	2274 0185	✉ cfs.frt@sbi.co.in
		✉ ifc.frt@sbi.co.in
		✉ ifrs@sbi.co.in

वित्तीय रिपोर्टिंग आणि
कर-आकारणी विभाग
कॉरपोरेट केन्द्र
उरा मजला, स्टेट बैंक भवन
मादाम कामा रोड
नरीमन पॉईंट
मुंबई 400021

वित्तीय रिपोर्टिंग एवं
कर-निर्धारण विभाग
कॉरपोरेट केन्द्र
उरी मंजिल, स्टेट बैंक भवन
मादाम कामा मार्ग
नरीमन पॉईंट
मुंबई 400021

Financial Reporting &
Taxation Department
Corporate Centre
3rd Floor, State Bank Bhavan
Madame Cama Road
Nariman Point
Mumbai 400021

To,

BSE Ltd / National Stock Exchange of India Ltd/Debenture Trustee(s)

Madam/ Sir,

Re.: Certificate for Security Coverage and Compliance of Financial Covenants in respect of Listed Unsecured Non-Convertible Debt Securities of State Bank of India as on December 31,2024

- 1) This Certificate is issued in accordance with the terms of our appointment letter dated October 3, 2024.
- 2) We, **Ravi Rajan & Co LLP** (Firm's Registration Number 009073N/N500320), are one of the Joint Central Statutory Auditor of **State Bank of India** ('the Bank') for the period ending December 31, 2024.

Introduction

- 3) Securities and Exchange Board of India (SEBI) vide its circular no. SEBI/HO/MIRSD/MIRSD_CRADT/CIR/P/2022/67 dated May 19, 2022 has prescribed for issue of Security Cover Certificate on the information given by bank management in Annexure I ('Statement') by the statutory auditor of the bank to its debenture trustee in respect of listed unsecured debt securities of the entity as per the requirements of Regulation 54(2)/(3) read with Regulation 56(1)(d) of Listing Obligations and Disclosure Requirements Regulation, 2015 and amendments thereto ('LODR Regulations') in the format Annexure I, which we have initialled for identification purpose only.

Management Responsibility

- 4) The implementation and usage of fund received, creating security Cover and being compliant of covenants of the debt borrowings in line with agreed terms with the lender and preparation, accuracy and completeness of the details mentioned in the attached Annexure I is the responsibility of the Management of the Bank including the preparation and maintenance of all accounting records and other relevant supporting documents. This responsibility also includes the design, implementation and maintenance of internal control relevant to the preparation and presentation of the details given in the Annexure I and applying an appropriate basis of preparation; and making estimates that are reasonable in the circumstances.

Further, the management is also responsible for ensuring that the Bank complies with the related requirements of the Securities Exchange Board of India (SEBI) and Reserve Bank of India (RBI), as applicable in this regard.

Auditor's Responsibility

- 5) It is our responsibility to issue a certificate, in respect of Security Cover and Compliance of Financial Covenants of the listed unsecured debts issued by the Bank as on December 31, 2024, that the details given in Annexure I are correct and accurate, taking into account information available from the books of accounts maintained and other information and explanation provided to us by the management of the Bank.
- 6) We along with 11 other firms of Statutory Central Auditors of the bank have carried out audit of the financial results of the bank for the period ended on December 31, 2024. The said review has been conducted in accordance with the Standard on Review Engagements (SRE

2410), "Review of interim Financial information Performed by The independent Auditor of the Entity" issued by The institute of Chartered Accountants of India.

- 7) We conducted our work in accordance with the Guidance Note on Reports or Certificates for Special Purposes (Revised 2016) and Standards on Auditing issued by the institute of Chartered Accountants of India (ICAI), in so far as applicable for the purpose of this certificate. This Guidance Note requires that we comply with the ethical requirements of the Code of Ethics issued by the ICAI.
- 8) We have complied with the relevant applicable requirements of the Standard on Quality Control (SQC) 1, Quality Control for Firms that Perform Audits and Reviews of Historical Financial information, and Other Assurance and Related Services Engagement

Procedures, Assumptions and Limitations

- 9) We have,
 - a) Obtained and read on test check basis, the Information memorandum in respect of Unsecured Debt Securities.
 - b) Traced and agreed the principal amount of the debt securities outstanding as of December 31,2024 to the financial results.
 - c) Since the debt securities issued are unsecured, there is no security cover required as of December 31, 2024.
- 10) The compliances of Financial Covenants of the listed unsecured debt securities as presented to us by the management of the Bank is co-related with the underlying documents produced before us and no audit of the same was performed for the purpose of this certificate.

Conclusion

- 11) Based on the work performed as mentioned above, and according to the information, explanations, representations given to us read with assumptions and limitations above:
 - a) We certify that the details stated in the Annexure I are correct and accurate.
 - b) We have examined the compliances made by the Bank in respect of financial covenants of the listed unsecured non-convertible debt securities and certify that financial covenants have been complied by the Bank as of December 31,2024.

Restriction on Use

- 12) The certificate has been issued at the request of the Bank. It is intended solely for the consumption of the addressee and is not to be used for any other purpose or to be distributed to any other parties. Accordingly, we do not accept or assume any liability or any duty of care for any other purpose or to any other party to whom it is shown or into whose hands it may come without our prior consent in writing.

For Ravi Rajan & Co LLP
Chartered Accountants
FRN 009073N/N500320



Sumit Kumar
Partner

M No. 512555

Place: Mumbai

Date: February 06, 2025

UDIN: 25512555BMNPSY7142



Column A	Column B	Column C	Column D	Column E	Column F	Column G	Column H	Column I	Column J	Column K	Column L	Column M	Column N	Column O
Particulars	Description of asset for which this certificate relate	Exclusive Charge	Exclusive Charge	Pari-Passu Charge	Pari-Passu Charge	Pari-Passu Charge	Assets not offered as Security	Elimination (amount in negative)	(Total Cto H)	Related to only those items covered by this certificate				
		Debt for which this certificate being issued	Other Secured Debt	Debt for which this certificate being issued	Assets shared by pari passu debt holder (includes debt for which this certificate is issued & other debt with pari-passu charge)	Other assets on which there is pari-Passu charge (excluding items covered in column F)	debt amount considered more than once (due to exclusive plus pari passu charge)	Market Value for Assets charged on Exclusive basis	Carrying /book value for exclusive charge assets where market value is not ascertainable or applicable (For Eg. Bank Balance, DSRA market value is not applicable)	Market Value for Pari passu charge Assets ^{viii}	Carrying value/book value for pari passu charge assets where market value is not ascertainable or applicable (For Eg. Bank Balance, DSRA market value is not applicable)	Total Value (=K+L+M+N)		
		Book Value	Book Value	Yes/ No	Book Value	Book Value						Relating to Column F		
ASSETS														
Property, Plant and Equipment														
Capital Work-in-Progress														
Right of Use Assets														
Goodwill														
Intangible Assets														
Intangible Assets under Development														
Investments														

NIL



Lease Liabilities					NIL							
Provisions					NIL							
Others					NIL							
Total												
Cover on Book Value												
Cover on Market Value ^{ix}												
		Exclu- sive Secur- ity Cover Ratio			Pari-Passu Security Cover Ratio							

