

Dt: 14.11.2024

To

BSE Ltd.

Regd. Office: 25th Floor,
P.J. Towers, Dalal Street,
Fort, Mumbai -400001**Subject: Outcome of Board Meeting and Submission of Un-audited Financial Results and Auditors' Limited Review Report****Ref: Scrip Code-537766, ISIN No- INE905P01028**

Dear Sir/ Madam,

This is to inform you that the Meeting of the Board of Directors held today on Thursday the 14th day of November 2024, which was duly commenced at 04:30 P.M. and concluded with vote of thanks at 06:15 P.M. at the registered office of the Company, has inter alia transacted the following business:

1. Considered and approved the Un-audited Financial Results of the Company for the quarter and half year ended September 30, 2024 along with auditors' Limited Review Report thereon, as prepared in accordance with IND-AS.

Further, Pursuant to Regulation 33 of SEBI (Listing Obligations and Disclosure Requirements) Regulation, 2015, we are herewith submitting the above said Un-audited standalone Financial Results along with Auditors' Limited Review Report thereon for the quarter and half year ended 30.09.2024.

Kindly take the same on your record.

Thanking You,

Yours Truly,

FOR B.C. POWER CONTROLS LIMITED*Chander Shekhar Jain***(CHANDER SHEKHAR JAIN)****MANAGING DIRECTOR****DIN: 08639491**

B.C. POWER CONTROLS LIMITED

7A/39, W.E.A. Channa Market, Karol Bagh, Delhi-110005

CIN: L31300DL2008PLC179414

Website: www.bcpowercontrols.com

E-mail: info@bonlongroup.com

Tel: 91-11-47532795

Fax: 91-11-47532798

Unaudited Financial Results for the Quarter and Half year ended September 30, 2024

(' In Lakhs, except per share data)

1	Income	30/09/2024		Quarter Ended		30/09/2023		Half Year Ended		Year Ended	
		Unaudited	Audited	30/06/2024	Unaudited	30/09/2023	Unaudited	30/09/2024	Unaudited	31/03/2024	Audited
	Revenue from operations	3,643.37		2,037.49	3,449.12	6,319.32	9,526.86				
	Other income	20.97		47.97	214.18	214.18	322.22				
	Total income	3,664.33		2,085.46	3,663.30	6,533.50	9,849.07				
2	Expenses										
(a)	Cost of materials consumed	-		-	-	-	-				
(b)	Purchases of stock-in-trade	3,620.15		2,053.84	3,410.35	5,516.56	8,923.53				
(c)	Changes in inventories of finished goods, work-in-progress and stock-in-trade	(52.88)		(78.75)	-	(131.63)	591.20				
(d)	Excise Duty	-		-	-	-	-				
(e)	Employee benefit expense	8.73		7.69	8.29	15.59	32.66				
(f)	Finance costs	28.34		8.42	0.00	36.76	103.33				
(g)	Depreciation, depletion and amortisation expense	-		-	-	-	-				
(h)	Other Expenses	20.51		34.10	16.92	54.61	102.52				
	Total expenses	3,624.86		2,025.30	3,435.56	6,166.79	9,753.25				
	Total profit before exceptional items and tax	39.48		60.16	227.74	366.71	95.83				
3	Exceptional items	-		-	-	-	-				
	Total profit before tax	39.48		60.16	227.74	366.71	95.83				
	Tax expense										
4	Current tax	9.98		15.14	57.32	25.12	24.15				
5	Mat Credit Entitlement	-		-	-	-	-				
6	Deferred tax	-		-	-	-	-				
	Total tax expenses	9.98		15.14	57.32	25.12	24.15				
7	Net Profit Loss for the period	29.50		45.02	170.42	274.42	71.67				
8	Other comprehensive income net of taxes	-		-	-	-	-				
	Total Comprehensive Income for the period	29.50		45.02	170.42	274.42	71.67				




Chander Shekhar

Details of equity share capital							
	Paid-up equity share capital	1,396.00	1,396.00	1,396.00	1,396.00	1,396.00	1,396.00
	Face value of equity share capital	2.00	2.00	2.00	2.00	2.00	2.00
10	Earnings per share						
i	Earnings per equity share						
	Basic earnings (loss) per share	0.04	0.06	0.24	0.11	0.39	0.10
	Diluted earnings (loss) per share	0.04	0.06	0.24	0.11	0.39	0.10

1. The Unaudited financial results for the quarter and half year ended September 30, 2024 has been reviewed by Audit Committee and approved by Board of Directors at their meeting held on November 14, 2024.
2. The company has only one business segment i.e. Ferrous/Non Ferrous Metals and its products.
3. The figures for the corresponding period of the previous year or previous quarter have been regrouped/rearranged and/or recast wherever required.
4. The Figures of the quarter ending September 30, 2024 are the balancing figures between Unaudited figures in respect of half year ending September 30, 2024 and the published figures of quarter first of the current financial year.

Place : New Delhi
Date : 14/11/2024

For and on behalf of the Board
M/s B.C. POWER CONTROLS LIMITED



Chander Shekhar Jain
Chander Shekhar Jain
Managing Director
DIN - 08639491

B.C. POWER CONTROLS LIMITED

7A/39, W.E.A. Channa Market, Karol Bagh, Delhi-110005

CIN: L31300DL2008PLC179414

UNAUDITED STATEMENT OF ASSETS AND LIABILITIES

(` In Lakhs)

	Particulars	As at	As at
		30th Sept 2024	31st Mar 2024
		Unaudited	Audited
	Assets		
1	Non-current assets		
	Property, plant and equipment	-	-
	Intangible Assets	-	-
	Non-current financial assets	-	-
	Non-current investments	18.00	18.00
	Loans, non-current	-	-
	Other non-current financial assets	-	-
	Total non-current financial assets	18.00	18.00
	Deferred tax assets (net)	-	-
	Other non-current assets	-	-
	Total non-current assets	18.00	18.00
2	Current assets		
	Inventories	133.31	1.67
	Current financial asset		
	Current investments	-	-
	Trade receivables, current	729.94	189.74
	Cash and cash equivalents	24.11	12.41
	Bank balance other than cash and cash equivalents	-	1.17
	Loans, current	1,626.10	2,039.62
	Other current financial assets	-	-
	Total current financial assets	2,380.16	2,242.94
	Current tax assets (net)	-	23.35
	Other current assets	3,411.59	1,895.08
	Total current assets	5,925.05	4,163.04
3	Non-current assets classified as held for sale	-	-
	Total assets	5,943.05	4,181.04


Chander Shekhar



Equity and liabilities			
1	Equity		
	Equity share capital	1,396.00	1,396.00
	Other equity	2,744.33	2,669.81
	Total equity	4,140.33	4,065.81
2	Liabilities		
	Non-current liabilities		
	Non-current financial liabilities		
	Borrowings, non-current	-	-
	Other non-current financial liabilities	-	-
	Total non-current financial liabilities	-	-
	Provisions, non-current	-	-
	Deferred tax liabilities (net)	-	-
	Other non-current liabilities	-	-
	Total non-current liabilities	-	-
	Current liabilities		
	Current financial liabilities		
	Borrowings, current	510.50	92.70
	Trade payables, current	-	-
	- Micro and Small Enterprises	-	-
	- Other Than Micro and Small Enterprises	1,213.07	-
	Other current financial liabilities	39.33	9.52
	Total current financial liabilities	1,762.90	102.22
	Other current liabilities	18.83	13.01
	Provisions, current	-	-
	Current tax liabilities (Net)	21.00	-
	Deferred government grants, Current	-	-
	Total current liabilities	1,802.72	115.23
3	Liabilities directly associated with assets in disposal group classified as held for sale		
		-	-
	Total liabilities	1,802.72	115.23
	Total equity and liabilities	5,943.05	4,181.04

For and on behalf of the Board

M/s. B.C. POWER CONTROLS LIMITED



Chander Shekhar

Chander Shekhar Jain

Managing Director

DIN - 08639491

Place : New Delhi
Date : 14/11/2024

B.C. POWER CONTROLS LIMITED


7A/39, W.E.A. Channa Market, Karol Bagh, Delhi-110005

CIN : L31300DL2008PLC179414

Cash Flow Statement for the period ending 30th September 2024

(Amount in Lac's)

Statement of Cash Flows	For the half year ending Sept 2024	For the half year ending Sept 2023
Cash flow from operating activities:		
Profit before the tax	99.64	366.71
Adjustments to reconcile net profit to net cash provided by operating activities:		
Depreciation and amortization	-	-
Allowance for credit losses on financial assets	-	-
Interest and dividend income	(68.94)	(214.18)
Interest Expense for the period	36.51	-
Other Borrowing cost for the period	0.25	0.00
Foreign Exchange (Gain)/Loss on Borrowings	-	-
Changes in assets and liabilities		
Trade receivables	(540.21)	65.59
Inventories	(131.63)	592.88
Other current asset	(1,493.16)	91.44
Trade payables	1,213.07	1,067.72
Other financial liabilities	29.81	(1.97)
Other current liabilities	5.82	(6,711.58)
Cash generated from operations	(848.84)	(4,743.38)
Income taxes paid	(4.12)	(12.50)
Net cash generated by operating activities	(852.97)	(4,755.87)
Cash flow from investing activities:		
Purchase of property, plant & equipment, intangibles etc including change in capital creditors	-	-
Sale of long term investment	-	-
Purchase of short term investment	-	-
Loan and advance Assets	413.52	4,449.35
Change in Other financial assets	-	-
Change in Bank Balance other than cash and cash equivalent	1.17	(0.02)
Change in non current asset	-	-
Interest income	68.94	214.18
Net cash used in investing activities	483.63	4,663.51
Cash flow from financing activities:		
Proceeds from Non Current Borrowings	-	-
Proceeds from issue of share capital/ application money	-	-
Repayment of Current Borrowings	-	-
Proceeds from Current Borrowings	417.80	-
Interest paid	(36.51)	-
Other Borrowing cost paid	(0.25)	(0.00)
Foreign Exchange Gain/(Loss)	-	-
Change in Non current financial liabilities	-	-
Net cash used in financing activities	381.04	(0.00)
Net increase/(decrease) in cash and cash equivalents	11.70	(92.36)
Cash and cash equivalents at the beginning	12.41	114.67
Cash and cash equivalents at the end	24.11	22.31

For and on behalf of the Board
M/S B.C. POWER CONTROLS LIMITED

Chander Shekhar Jain

Chander Shekhar Jain
Managing Director
DIN - 08639491Place: New Delhi
Date: 14/11/2024



LIMITED REVIEW REPORT

Limited Review Report on Quarterly Financial Results of the B.C. Power Controls Limited Pursuant to the Regulation 33 of the SEBI (LODR) Regulations, 2015

To
Board of Directors
B.C. Power Controls Limited
7A/39, W.E.A. Market, Channa Market, Karol Bagh,
New Delhi- 110005.

We have reviewed the accompanying statement of unaudited financial results of M/s B.C. Power Controls Limited for the quarter and half year ended 30th September 2024. This statement is the responsibility of the Company's Management and has been approved by the Board of Directors. Our responsibility is to issue a report on these financial statements based on our review.


We conducted our review of the Statement in accordance with the Standard on Review Engagements (SRE) 2410 "Review of Interim Financial Information Performed by the Independent Auditor of the Entity", issued by the Institute of Chartered Accountants of India. This standard requires that we plan and perform the review to obtain moderate assurance as to whether the financial statements are free of material misstatement. A review is limited primarily to inquiries of company personnel and analytical procedures applied to financial data and thus provides less assurance than an audit. We have not performed an audit and accordingly, we do not express an audit opinion.

Based on our review conducted as above, nothing has come to our attention that causes us to believe that the accompanying statement of unaudited financial results prepared in accordance with applicable accounting standards and other recognized accounting practices and policies has not disclosed the information required to be



disclosed in terms of Regulation 33 of the SEBI (Listing Obligations and Disclosure Requirements) Regulations, 2015 including the manner in which it is to be disclosed, or that it contains any material misstatement.

**For, Gaur & Associates
(Chartered Accountants)**



**CA Satish Kumar Gupta
Partner
M. No.: 016746**

Date: 14th November 2024
Place: New Delhi

UDIN: 24016746BKCA8H2413