

May 23, 2024

The Corporate Service
Department
BSE Limited
P J Towers, Dalal Street
Mumbai – 400 001

The Listing Department
**The National Stock Exchange of India
Ltd.**
Exchange Plaza, Bandra- Kurla Complex
Bandra (East)
Mumbai 400 051

TD Power Systems Limited
(CIN -L31103KA1999PLC025071)

REGISTERED OFFICE & FACTORY:
27, 28 and 29, KIADB Industrial Area
Dabaspet, Nelamangala Taluk
Bengaluru Rural District
Bengaluru – 562 111 India

Tel +91 80 229 95700 / 6633 7700
Fax +91 80 7734439 / 2299 5718
Mail tdps@tdps.co.in

www.tdps.co.in

Sirs,

Sub: Investor Presentation for the period ended March 31, 2024

Pursuant to Regulation 30 of the SEBI (Listing Obligations and Disclosure Requirements) Regulations, 2015, a results presentation to analyst/investor for period ended March 31, 2024 is enclosed.

Kindly take the above on record.

Yours faithfully,

For TD Power Systems Limited

Bharat Rajwani
Company Secretary & Compliance Officer

Encl: A/a

The logo consists of the lowercase letters 'tdps' in a white, bold, sans-serif font, set against a solid red rectangular background. A registered trademark symbol (®) is positioned to the upper right of the 's'.

is sharing
is relations
is power

is generating solutions

Manufacturers of
AC Generators up to 250MVA

TD Power Systems Limited

Investor Presentation – May 2024

This presentation and the accompanying slides (the “Presentation”), which have been prepared by **TD Power Systems Limited** (the “Company”), have been prepared solely for information purposes and do not constitute any offer, recommendation or invitation to purchase or subscribe for any securities, and shall not form the basis or be relied on in connection with any contract or binding commitment whatsoever. No offering of securities of the Company will be made except by means of a statutory offering document containing detailed information about the Company.

This Presentation has been prepared by the Company based on information and data which the Company considers reliable, but the Company makes no representation or warranty, express or implied, whatsoever, and no reliance shall be placed on, the truth, accuracy, completeness, fairness and reasonableness of the contents of this Presentation. This Presentation may not be all inclusive and may not contain all of the information that you may consider material. Any liability in respect of the contents of, or any omission from, this Presentation is expressly excluded.

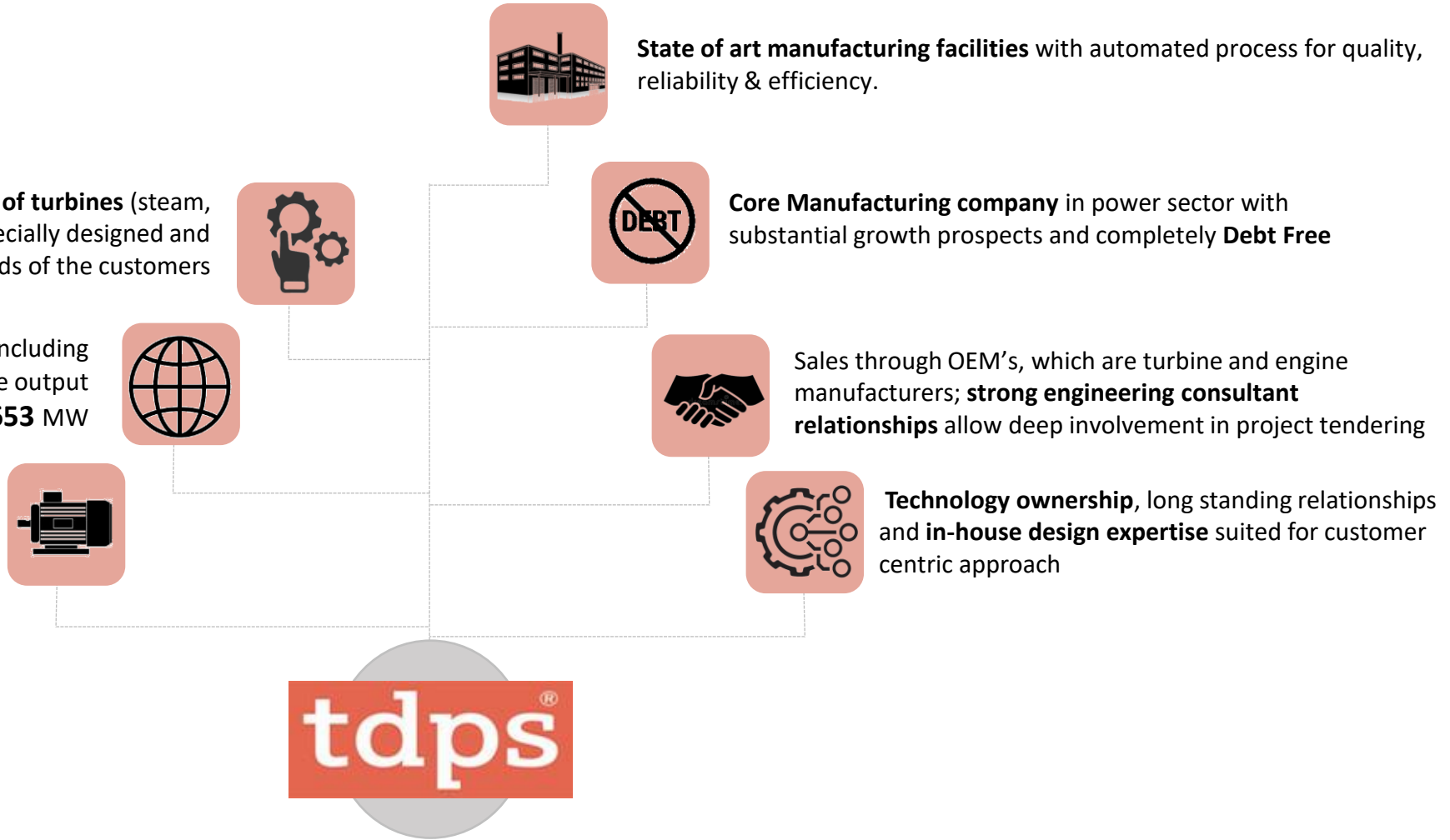
Certain matters discussed in this Presentation may contain statements regarding the Company’s market opportunity and business prospects that are individually and collectively forward-looking statements. Such forward-looking statements are not guarantees of future performance and are subject to known and unknown risks, uncertainties and assumptions that are difficult to predict. These risks and uncertainties include, but are not limited to, the performance of the Indian economy and of the economies of various international markets, the performance of the industry in India and world-wide, competition, the company’s ability to successfully implement its strategy, the Company’s future levels of growth and expansion, technological implementation, changes and advancements, changes in revenue, income or cash flows, the Company’s market preferences and its exposure to market risks, as well as other risks. The Company’s actual results, levels of activity, performance or achievements could differ materially and adversely from results expressed in or implied by this Presentation. The Company assumes no obligation to update any forward-looking information contained in this Presentation. Any forward-looking statements and projections made by third parties included in this Presentation are not adopted by the Company and the Company is not responsible for such third party statements and projections.

All Maps used in the presentation are not to scale. All data, information, and maps are provided "as is" without warranty or any representation of accuracy, timeliness or completeness

Diversified product portfolio customized for a **wide range of turbines** (steam, gas, hydro and wind) and engines (diesel and gas). Specially designed and **tailor-made** to suit the needs of the customers

Since inception, manufactured **6,297** generators, including generators exported to **103** countries, with aggregate output capacity of **45,653** MW

Leading manufacturers of AC generator, delivering across a wide product spectrum - **from 1 to 250MVA**.

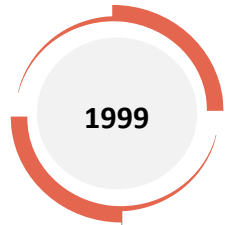


We deliver Best in class Generators for the World

TD Power's Evolution & Journey



Acquires technology from **Toyo Denki Japan**



1999

Achieves **Leadership** position in **India**



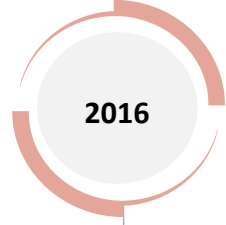
2002-09

Listing of TDPS on **BSE & NSE**




2011

TDPS starts its operations in **Europe & USA**




2016

Increases footprint in the **European and Turkish Market**



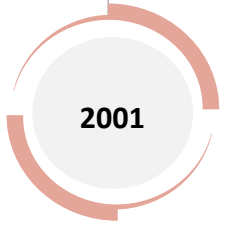
2020

Achieved Highest Revenue since inception



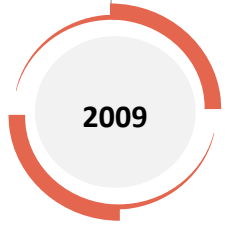
2022

Establishes **Manufacturing** facility in **Bangalore**



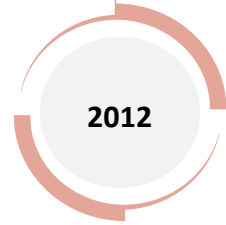
2001

Develops Vertical Hydro Generators with **VOITH, Germany**
Signs Long Term Supply Agreement with **INNIO** for Gas Engine Generators



2009

Signs **License Agreement** with **Siemens** to produce 2 pole Generators up to **250MVA**




2012

Local production of Generators in **Turkey**
Signs **Long Term Agreement** with **Alstom** to supply Stators and Rotors for Traction Motors



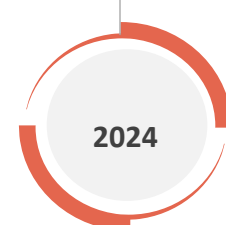
2017

Revival in the Domestic market with increased **Brand Recognition** Globally
Delivered it's **5000th generator**



2021

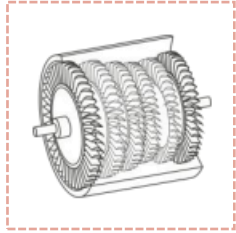
Achieved **Highest Revenue & PAT** since inception



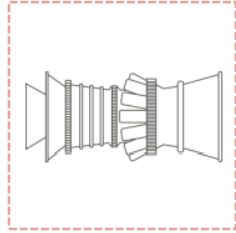
2024

Diversified Products for Multiple End User Industries

Generators for Turbines



Steam - upto 250MVA



Gas - upto 250MVA



Hydro - upto 45MVA

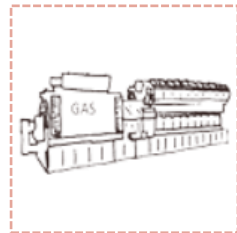


Wind*

Generators for Engines




Diesel - upto 25MVA




Gas - upto 25MVA

We deliver world class Generators for the World

Generators for Special Applications




Motor/Engine/Transformer Testing



Locomotive*



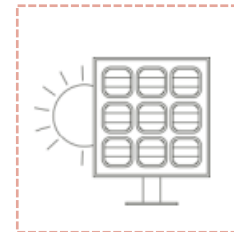
Marine/Naval*



Oil & Gas*

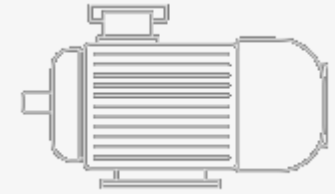


Geothermal*

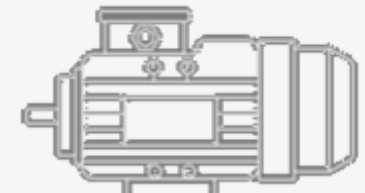


Solar Thermal*

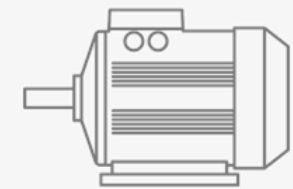
Motors



Induction Motors



Synchronous Motors



Traction Motors

*As per customer requirement

State of Art Manufacturing Facilities...



Manufacturing units with **Advanced Machines** help in delivering **Competitively Priced** products with the **Highest Quality Standards**



Unit I - 157,624 Sq Ft

- Core building, Coil making, Winding & Machining
- Impregnation and curing Balancing
- Final assembly and testing
- Material Handling & General Facilities
- Power House
- R&D Centre
- Quality lab and instruments

Unit II – 219,756 Sq Ft

- Core building, Coil making, Winding & Machining
- Impregnation and curing Balancing
- Final assembly and testing
- Material Handling & General Facilities
- Power House
- R&D Centre
- Quality lab and instruments

Large Generator Factory – 78,449 Sq Ft

- Core building, Coil making, & Winding
- Impregnation and curing
- Final assembly and testing
- Material Handling & General Facilities
- Power House (Common with Unit 2)
- R&D Centre (Common with Unit 2)
- Quality lab (Common with Unit 2) and instruments

TDPS Turkey

- Core building, Coil making, & Winding
- Impregnation and curing
- Final assembly and testing
- Material Handling & General Facilities

ISO 9001:2008 compliant manufacturing units in Bangalore



Manufacturing Facilities



Varnishing Line

State of the art Stator
Stamping Varnishing Line



Robotic Core Stacking

Automatic Stator core
stacking using Robots



Coil Stretching Unit

Guarantees speed,
precision and quality



Tapping Machine

Completely robotic with
six axis and tapes also the
overhang portion



Hydraulic Process

Hydraulic press



GVPI Plant (Stator)

Global Vaccum
Impregnation Plant



Machining Center

Horizontal & Vertical
Machining Center - CNC
Lathe



Cylindrical Rotor Coil

Cylindrical Coils under
looping



Rotor Pole Coil

Automatic Induction
Brazing Machine



Cylindrical Rotor Winding

Coil insertion and winding



Rotor Assembly

Pole Insertion



High Speed Balancing

Rotor Balancing

Test Facilities



CMM

Co-ordinate Measuring Machine with least count of 0.1 Microns
and volumetric accuracy of 7 Microns.
Largest Test Facility in Asia



Electrical Testing Chamber

High voltage and partial
discharge tests to ensure
longevity



Quality Lab

Electrical and Mechanical
tests for raw materials



Horizontal Test Bed

12 completely automated
Horizontal Test beds








Vertical Test Bed

22 completely automated
Vertical Test beds






ISO Certification

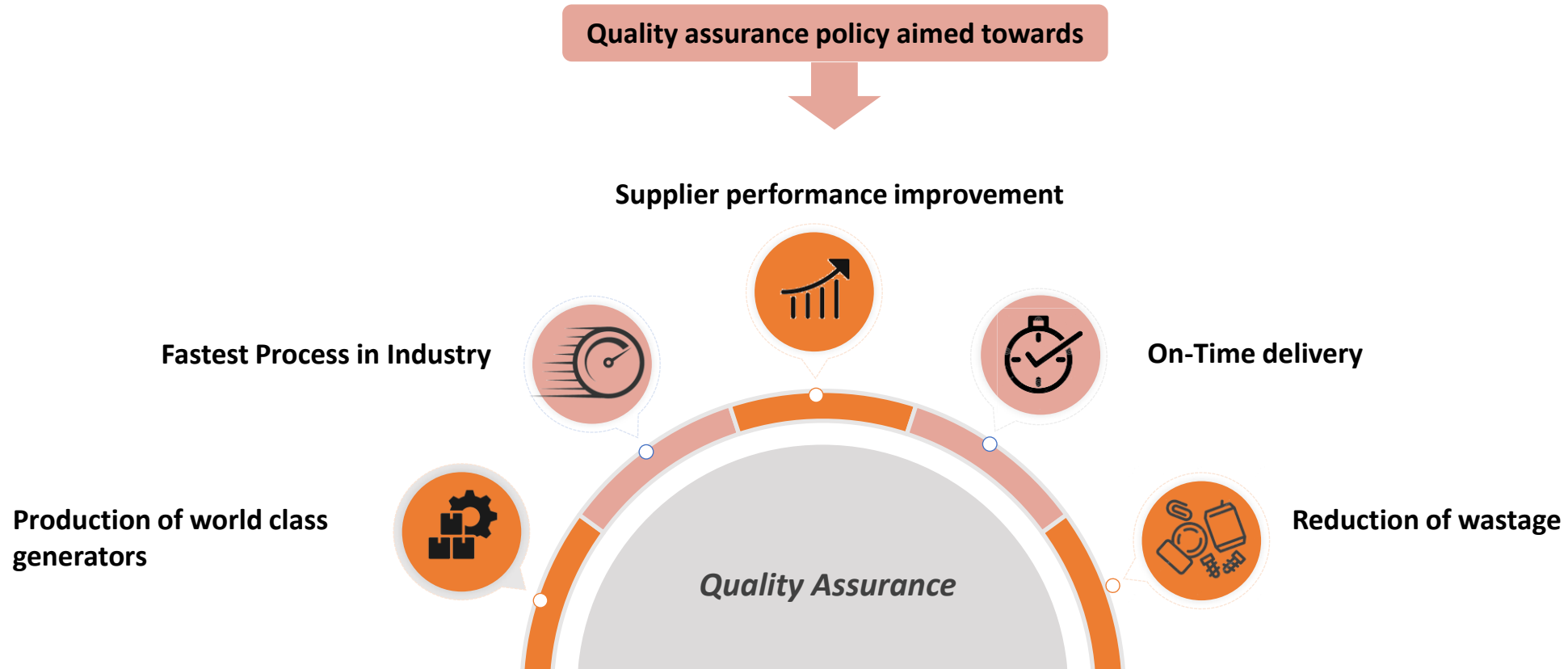
-  ISO 9001: 2015
Quality Management System
-  ISO 14001: 2015
Environment Management System
-  ISO 45001: 2018
Occupational Health and Safety
-  ISO 3834 - 2
Welding

Product Certification

-  DNV
Wind Generators
-  ATEX
Hazardous Application Generators
-  Lloyd's Register/Class NK
Marine Generators
-  AAR M - 1003
American Railway Generators
-  IRS
Indian Register of Shipping

International Certification

-  CE/UKCA
European Market
-  GOST R/TRCU
Russian Market
-  CSA
Canadian Market
-  UL
American Market
-  TSE
Turkish Market (Made in Turkey Generators)



Procedures for ensuring quality management processes at various stages Quality & Reliability of Products

Summary of Installations

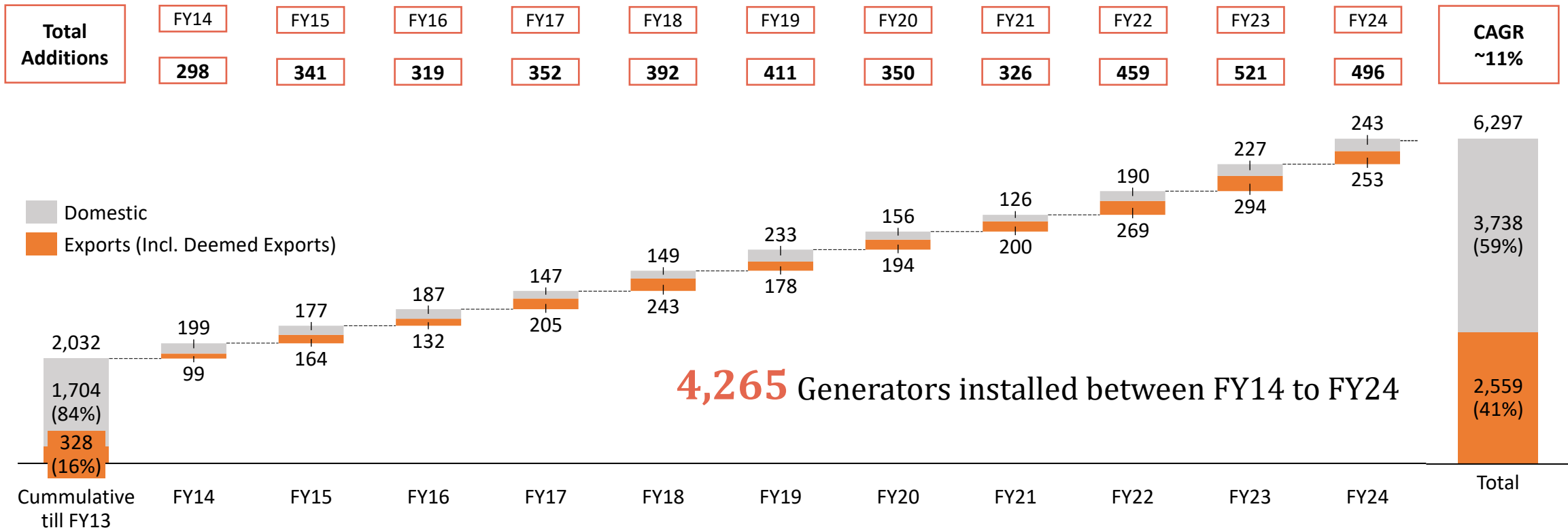
6,297 Generators installed*

across **103** Countries



*Since inception

Number of Generators installed




- For year ended March 2024, TD Power Systems installed **496 generators** with **49%** of these supplied in **Domestic Market** and the remaining **51%** were **Exported**
- Total number of generators installed since inception stand at **6,297** up until FY24. **41%** of these have been installed in **exports** markets as compared to 16% on and before FY13. No. of generators supplied in domestic & exports market **has grown at a CAGR of 7% & 21% respectively between FY13 & FY24**
- **496 generators** installed in FY24 as compared to 521 in FY23.
- The Company's **commitment to quality, the global acceptance of products & long-standing relationship** with customers build over time has enabled the company to penetrate deeper into existing geographies and add newer territories
- The generators installed over the decade serve us with an excellent **opportunity for our After Market segment**

Service Centers Across the Globe for On-Time Assistance

Centers across continents:

Asia (11), Europe (15), South America (6), Australia (8), Africa (4), North America (8)

52 Centers World-Wide



Local Service Representative to overcome language barrier and to provide quick assistance

At site **24-48** Hours from the time of issue reported

Integrated Water & Sanitation Management

- This project was supported for over 5 years starting from 2015 and was undertaken in Tyamagondlu Village, Nelamangala Taluk, Bangalore rural district.
- Resulted in a significant change on the ground with respect to revival of water body, storm water management, solid waste management (SWM), and maintenance of public spaces, training & capacity building in SWM and citizen awareness.



In line with the CSR policy revised in 2021, TDPS supported initiatives focusing on Education and Education related Infrastructure and welfare projects. Two projects which is currently on going are as follows:

- School Readiness Program In Community Schools from FY 2021
- Educational Empowerment of Girl Children of Scavenging community
- School Infrastructure and Welfare Project
- Contributed to Sports Excellence Trust
- Backyard Forestry Project
- Holistic Healthcare Initiative & Donation of IT Supplies to the Government Hospital



15,000+

Hours of Parent Support & Training

8,000+

Books for Children's

1,524+

Children's Supported

43+

School Connect

1,524+

Parental Connect

200+

Teachers

Board of Directors



Nikhil Kumar

Managing Director

Engineering &
General Management Program
from Harvard

Responsible for overall management of the Company's operations, strategic planning, technology alliances and sales and marketing. With over 3 decades of work experience in the business of manufacturing electrical rotating machines, he spearheads universal best manufacturing practices in the Company. He was General Manger in Kirloskar Electric Company from 1990 to 2000 leading the operations of Bangalore factory



Rahul Matthan

Independent Director

Experience spanning over 2 decades, advised clients on matters like cryptocurrency, telecommunications regulation, internet and social media law, technology M&A & played a significant role in shaping Data Privacy & technology policy in India. Served on the RBI Committee for Household Finance as well as the Kris Gopalakrishnan Committee on Non-Personal Data and is currently DPI Advisor to the Ministry of Finance. Alumnus of the National Law School and one of the founder Partners of Trilegal.



Mohib N. Khericha

Promoter and Non-
Executive Chairman

B. Com, FCA

He was in practice for over 25 years, in the area of Capital structuring, Restructuring, Financial Management and Loan syndication etc. before venturing into Merchant Banking activities in the year 1994. Currently, he is Managing Director of Chartered Capital And Investment Limited, a listed company which is into Merchant Banking Services. He has an experience of over 28 years in the field of Merchant Banking.



Prathibha Sastry

Independent Director

Over two and half decades of her career, she has been part of some of the very best start up organizations like Microsoft Accelerator and THub in India. Currently, she is a strategic advisor to Encubay , a diversity-focused accelerator, a fintech Start-up and Vruksh Ecosystem



Mrs Prabhamani

Non-Executive Director

Is the founder member of TDPS with >37 years of experience. Worked as a COO in the company till August 2022 and joined the core leadership team of TDPS as head of Engineering in 2001. She is extensively involved and has in-depth understanding of products, processes, customers and specific application requirements of each segment.



Alexander Olsson

Independent Director

Mechanical Engineer with
Master's degree in manufacturing
processes from the Royal Institute
of Technology, Sweden

Experience of over 2 decades, has held executive and management leadership positions, including as Managing Director at BRUSH Group with responsibility for large operations, leading teams of over 1,500 and managing a complex product/service portfolio in the Oil & Gas industry. He is currently the Executive Vice President of Archer Ltd. Brings invaluable experience and insights in manufacture of generators for oil & gas & other applications.

Experienced Management Team



Nikhil Kumar - Managing Director

Leads operations, strategic planning, technology alliances, sales and marketing. With an in-depth understanding of products, processes, customers, specific application requirements of each segment from over 3 decades of work experience in the business of manufacturing electrical rotating machines, he drives investments in technology, alliances, people & processes enabling the company to deliver complete value chain in Generator manufacturing across the spectrum of verticals. He leads the team in absorbing technology from global partners to take manufacturing facility & practices to a world-class level enabling the Company to consistently deliver on core expectations of quality & delivery that has paved way to extend our product reach to over 98 countries. With a hands on & collaborative approach he navigates the team in weathering challenges thrown up by markets, customers, business & economic cycles



Ramakrishna Varna - COO

A founder member, with 30 years of experience. A Mechanical Engineer and an MBA, joined TDPS leadership team as a Senior Engineer in 2001. A key member of a small core team that set up our green field manufacturing plant & is credited with establishing Standard Operating Procedures (SOPs), vigorously training technicians and successfully manufacturing the first few Generators that laid the foundation. Has extensive exposure and knowledge of the complete value chain in Generator manufacturing, facility-creation, automation and an expert solution-provider on operational issues. Set up our larger & modern second manufacturing unit in 2011 & since 2017, has transformed our manufacturing facility by replacing conventional machinery with precision Robotics & need-based automation of selected processes.



Varalakshmi MN - CFO.

Part of founder-member team since inception of the company. Comes with a professional qualification in Cost & Works accounting (ICWA) & overall 28 years of rich experience in Finance function of Engineering-manufacturing company, 20 of which at TDPS. Seasoned by learnings from managing finances of the company and funding its growth story for over 20 years through its highs, lows, struggles and triumphs, a grueling IPO exercise to fund the expansion, driving drastic cost-cutting measures across the organization & ERP expansion and improvements she leads the finance function.



Vishwanath Hangari – Head, Engineering

With a Master's degree in Engineering & 33 years of experience, 8 of which in TDPS, heads the Engineering function. Has a rich, varied, hands-on and leadership experience in Design, Analytics, Quality & Manufacturing aspects of LV, HV Motors & Generators across entire range of ratings, speeds, constructions and applications due to foundational stint as Design, Quality & Testing engineer of Rotating Machines, followed by 5-years of managing R&D – supporting product launches from concept to prototype testing to implementation, 13 years at world renowned OEMS 'Design / Technology center in lead/consulting position



Vinay Hegde – Head, Sales & Marketing

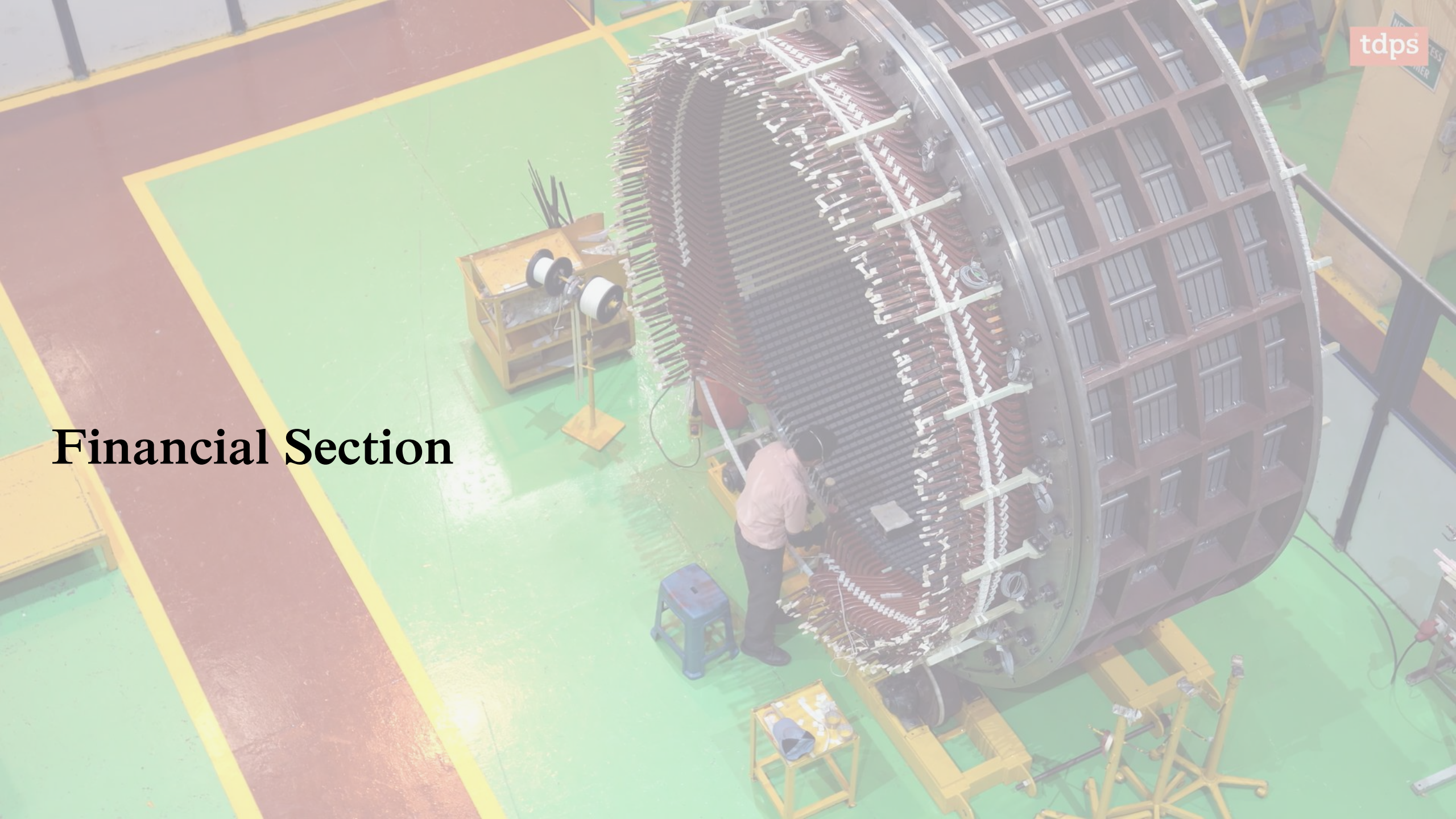
A founder member of TDPS, with 28 years of rich experience in Sales & Marketing. Joined the small core team of TDPS in 2001 as Engineer, Sales - An Electrical Engineer with 7 years of foundation experience with CG Newage. Has successfully acquired major OEMs in India and overseas one after the other, consistently delivering on core expectations of Quality, Delivery, customer retention & relationship for long term. Developed Marketing team capability to successfully widen the Customer base for sustained growth.



Bharat Rajwani - Company Secretary

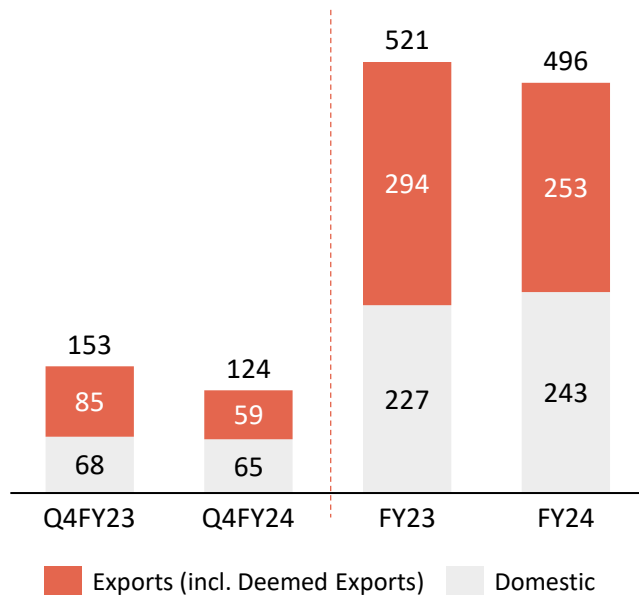
He is an Associate Member of the Institute of Company Secretaries of India and Law graduate from Karnataka State Law University, Bangalore. He also holds a Graduate degree in Commerce from OnkarmalSomani College, Jodhpur (Rajasthan). He has been working with the Company as deputy to the outgoing CS and experience in handling the Company Secretarial matters, SEBI Compliances and RBI related matters.

Financial Section

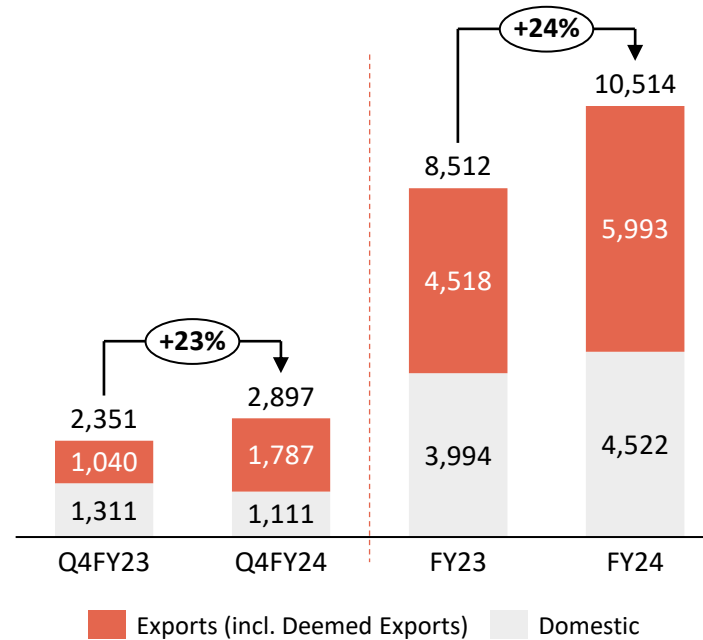


Q4 & FY24 Key Operational & Financial Highlights

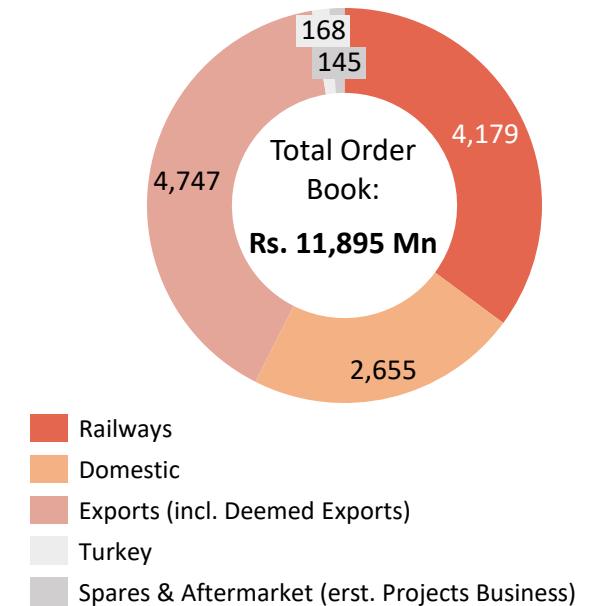
Generators Supplied in Q4 & FY24 (in Nos)



Order inflow during Q4 & FY24 (Rs. in Mn)



Diversified Order Book as on 31st March 2024 (Rs. in Mn)

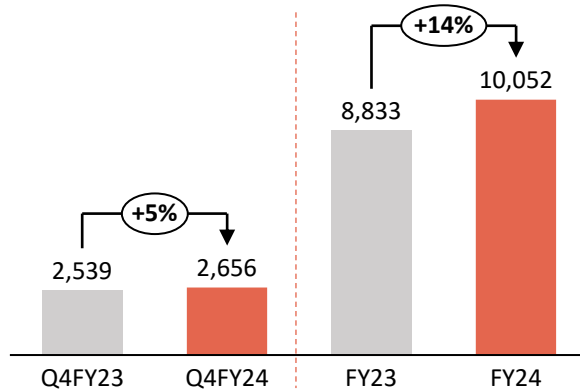


Q4 & FY24 Highlights

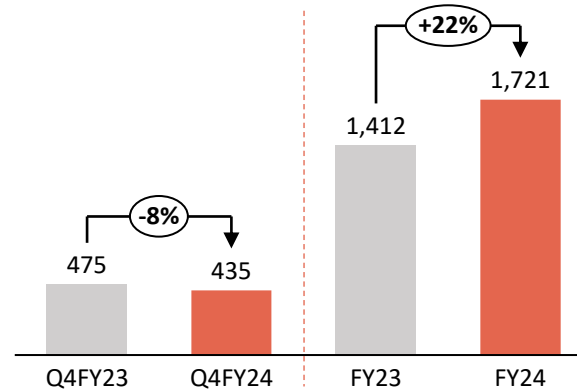
- ❖ Total order book as on 31st March 2024 stands at **Rs. 11,895 Mn**
- ❖ Total Order inflow for Q4FY24 was **Rs. 2,897 Mn** as compared to **Rs. 2,351 Mn** in Q4FY23, a growth of **23% YoY**. Exports (incl. deemed exports) order inflow increased by **72% YoY** in Q4FY24
- ❖ In FY24, order inflows from both Domestic & Export market recorded solid growth. Domestic order inflows grew by **13% YoY** and Export (incl. deemed exports) order inflows grew by **33% YoY**

Q4 & FY24 Consolidated Financial Highlights

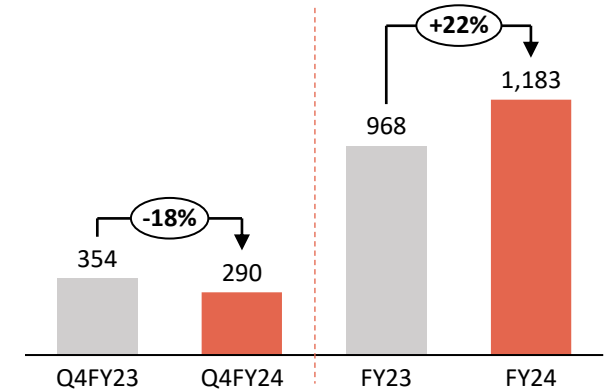
Total Income* (Rs. in Mn)



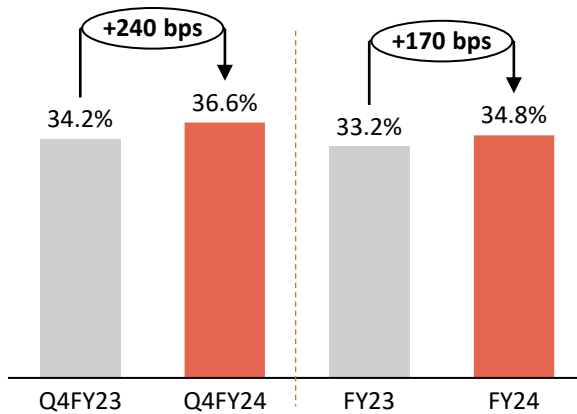
EBIDTA* (Rs. in Mn)



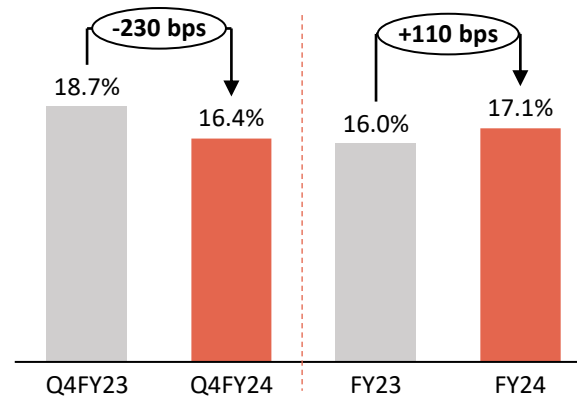
PAT (Rs. in Mn)



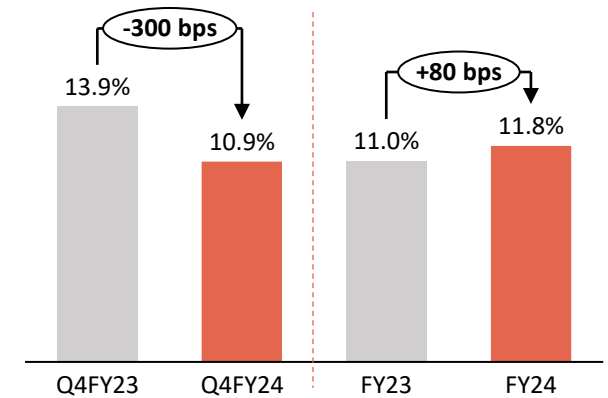
Gross Profit Margins* (%)



EBIDTA Margins* (%)



PAT Margins (%)



*including other operational income

Q4 & FY24 Consolidated Profit & Loss Account



Particulars (Rs. in Mn)	Q4FY24	Q4FY23	Y-o-Y	Q3FY24	Q-o-Q	FY24	FY23	Y-o-Y
Revenue from Operations	2,639	2,498		2,426		10,005	8,723	
Other Operational Income	17	41		26		47	110	
Total Income	2,656	2,539	4.6%	2,452	8.3%	10,052	8,833	13.8%
Cost of Goods Sold	1,683	1,670		1,628		6,552	5,904	
Gross Profit	973	869	11.9%	824	18.1%	3,500	2,929	19.5%
Gross Profit Margin (%)	36.64%	34.23%	240 bps	33.59%	305 bps	34.82%	33.16%	170 bps
Employee Cost	315	236		246		1,078	906	
Other Expenses	223	158		154		702	612	
EBITDA	435	475	-8.5%	423	2.7%	1,721	1,412	21.9%
EBITDA Margin (%)	16.38%	18.71%	-230 bps	17.27%	-90 bps	17.12%	15.99%	110 bps
Depreciation	54	52		53		211	207	
EBIT	381	423	-9.8%	370	3.0%	1,510	1,205	25.3%
Finance Cost	2	0		0		3	11	
Exceptional Item Gain / (Loss)	0	13		0		0	13	
Other Income - Interest	29	24		27		115	87	
Profit before Tax	408	460	-11.3%	397	2.7%	1,622	1,295	25.2%
Tax	118	106		98		439	327	
Profit After Tax (PAT)	290	354	-17.9%	299	-2.9%	1,183	968	22.2%
PAT Margin (%)	10.93%	13.92%	-300 bps	12.19%	-130 bps	11.77%	10.96%	80 bps
Other Comprehensive Income	-17	-7		1		-27	-23	
Total Comprehensive Income	273	347	-21.2%	300	-8.8%	1,156	945	22.3%

Consolidated Balance Sheet



Assets (in Rs. Millions)	Mar-24	Mar-23
Non - Current Assets	2,168.5	2,051.7
Property Plant & Equipment's	1,592.3	1,551.0
Capital Work-in-Progress	5.6	2.4
Intangible assets	93.1	82.0
Intangible assets under development	172.0	0.0
Financial Assets		
Investments	99.9	199.4
Other Financial Assets	23.6	16.4
Other Non - Current Assets (Net)	182.1	200.6
Current Assets	8,209.6	6,980.4
Inventories	2,497.7	1,985.6
Financial Assets		
(i)Trade receivables	3,074.8	2,690.8
(ii)Cash and cash equivalents	761.6	420.9
(iii)Bank balances	1,352.1	1,271.8
Other Financial Assets	227.5	184.3
Current Tax Assets - Net	1.2	0.0
Other Current Assets	294.8	427.2
Total Assets	10,378.1	9,032.1

Equity & Liabilities (in Rs. Millions)	Mar-24	Mar-23
Total Equity	7,051.3	6,045.2
Share Capital	312.3	312.1
Reserves & Surplus	6,739.0	5,733.1
Non-Current Liabilities	74.5	90.4
Financial Liabilities		
Provisions	70.9	59.4
Deferred Tax Liabilities	3.6	31.0
Current Liabilities	3,252.3	2,896.5
Financial Liabilities		
(i)Borrowings	0.0	0.0
(ii)Trade Payables	1,399.8	1,312.8
(iii)Other Financial Liabilities	893.2	851.4
Other Current Liabilities	769.4	588.9
Current tax liabilities (net)	138.7	98.1
Provisions	51.2	45.3
Total Equity & Liabilities	10,378.1	9,032.1

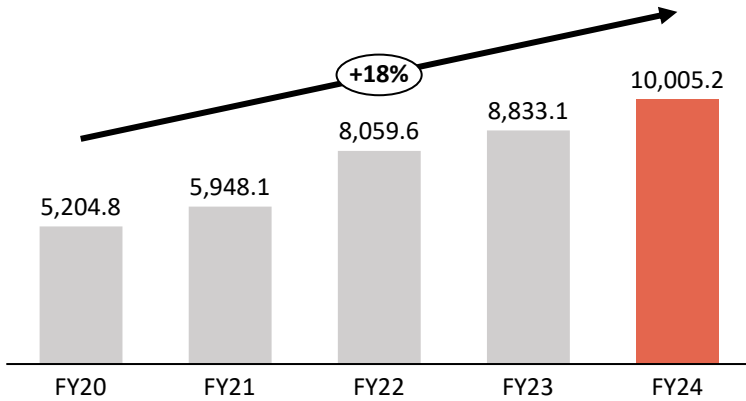
Consolidated Abridged Cash Flow Statement



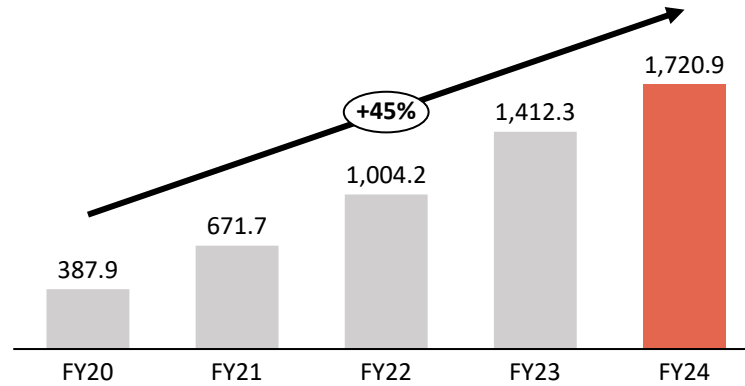
Particulars (in INR Millions)	Mar-24	Mar-23
Net Profit before Tax	1,622.0	1,295.5
Adjustments for: Non -Cash Items / Other Investment or Financial Items	115.1	178.0
Operating profit before working capital changes	1,737.1	1,473.4
Changes in working capital	(897.1)	(587.8)
Net Cash from Operating Activities	840.0	885.6
Net Cash from Investing Activities	(326.0)	(104.0)
Net Cash from Financing Activities	(156.9)	(891.2)
Net Foreign exchange difference on translation of foreign operations	(16.4)	(23.5)
Net Decrease in Cash and Cash equivalents	340.6	(133.1)
Add: Cash & Cash equivalents at the beginning of the period	420.9	553.9
Cash & Cash equivalents at the end of the period	761.5	420.9

Historical Financial Highlights

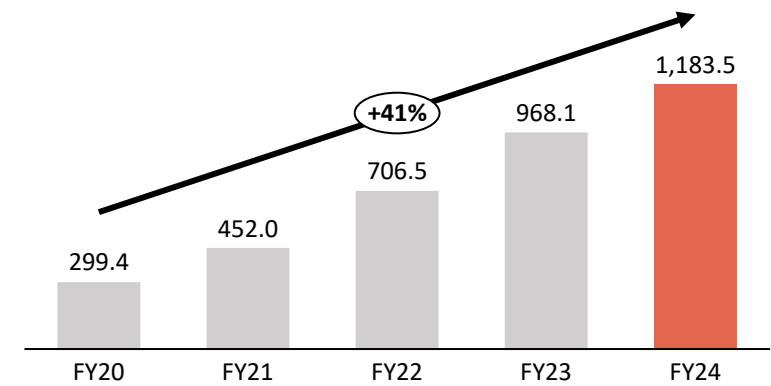
Total Income* (Rs. in Mn)



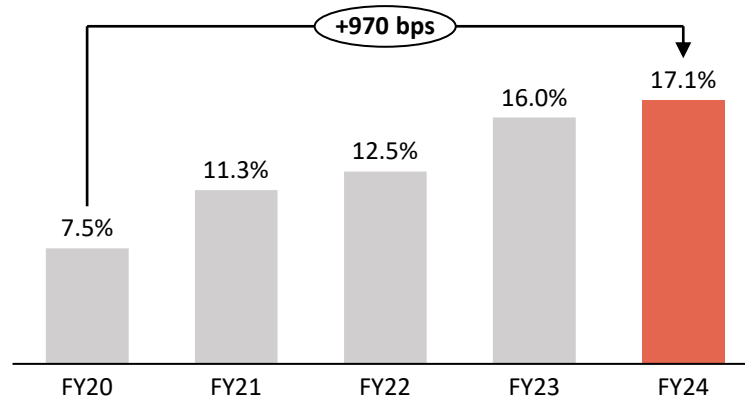
EBIDTA* (Rs. in Mn)



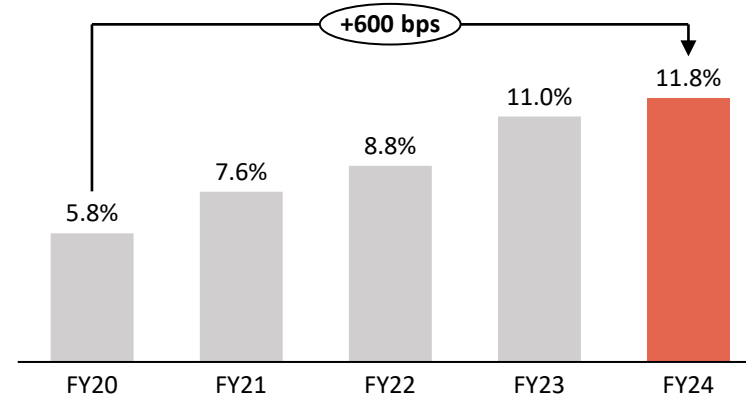
PAT (Rs. in Mn)



EBIDTA Margins* (%)



PAT Margins (%)



*including other operational income

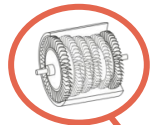
Historical Consolidated Profit & Loss Account



Particulars (Rs. in Mn)	FY24	FY23	FY22	FY21	FY20	CAGR
Revenue from Operations	10,005.2	8,723.0	7,974.2	5,935.8	5,148.9	
Other Operational Income	47.0	110.1	85.4	12.2	55.8	
Total Income	10,052.2	8,833.1	8,059.6	5,948.1	5,204.8	17.9%
Cost of Goods Sold	6,551.9	5,903.7	5,698.8	3,958.9	3,593.7	
Gross Profit	3,500.3	2,929.4	2,360.8	1,989.2	1,611.0	21.4%
Gross Profit Margin (%)	34.8%	33.2%	29.3%	33.4%	31.0%	390 bps
Employee Cost	1,077.8	905.6	805.7	794.0	725.5	
Other Expenses	701.6	611.5	550.9	523.4	497.7	
EBITDA	1,720.9	1,412.3	1,004.2	671.7	387.9	45.1%
EBITDA Margin (%)	17.1%	16.0%	12.5%	11.3%	7.5%	970 bps
Depreciation	210.9	207.0	220.4	215.0	222.3	
EBIT	1,510.0	1,205.2	783.8	456.7	165.6	
Finance Cost	3.1	10.6	20.6	44.7	54.5	
Exceptional Item Gain / (Loss)	0.0	13.4	75.8	71.8	140.5	
Other Income - Interest	115.1	87.4	81.8	81.0	76.0	
Profit before Tax	1,622.0	1,295.5	920.8	564.8	327.7	
Tax	438.5	327.3	214.3	112.8	28.3	
Profit After Tax (PAT)	1,183.5	968.1	706.5	452.0	299.4	41.0%
PAT Margin (%)	11.8%	11.0%	8.8%	7.6%	5.8%	600 bps
Other Comprehensive Income	-27.0	-22.7	-92.2	-15.4	-10.9	
Total Comprehensive Income	1,156.5	945.4	614.3	436.7	288.5	41.5%

Key Takeaways

Automated & Integrated State of the art manufacturing facilities for **better Efficiency & operating leverage play**



Operating Leverage Play



Re-oriented the current order book to ensure high pass through of RM price variations to customers

Pass Through Contracts

Investment in Automation to augment existing capacities and improve efficiency



Investment in Capacity augmentation



One of the very few players to have **Global Service Network** for timely on-site assistance

Global Service Network

Revival in the Domestic market with increased **Brand Recognition** globally for TDPS products



Revival in the Domestic market



TDPS is an approved supplier for all major **OEM's & EPC Contractors** across the globe

Approved Suppliers

Continuous replacement demand for Generators installed over the years in existing plants



Continuous Replacement Demand

A large, stylized graphic in the background. It features a grid of thin, light gray lines that curve and warp, creating a sense of depth and perspective. The grid is overlaid on a series of overlapping, rounded rectangular shapes that resemble a stack of papers or a modern architectural structure, rendered in a light gray color with subtle shadows.

ANNEXURES:
SITE INSTALLATIONS
AND
REFERENCE PROJECTS

- ❖ TDPS has supplied more than 500 Gas Engine Generators to a Major Engine Manufacturer for their J612 (2.5MVA), J616 (2.5MVA), J620 (4.5MVA), J624 (6.36MVA) and J920 (15MVA) series
- ❖ Gas engine generators need stringent design requirements which has to accommodate high vibrations arising from the engines





- ❖ The picture on the left from a Geo Thermal Power Plant of capacity 29.7MVA installed in Turkey
- ❖ Geo Thermal Generators are specially designed for outdoor installation and to withstand H₂S content at site
- ❖ TDPS has supplied several Geo Thermal Generators to a major Geo-Thermal OEM in the world



- ❖ TDPS has supplied Nine Generators of 8.586MVA in UAE
- ❖ The generators are coupled with Engines manufactured by a Major Engine manufacturer
- ❖ These generators are installed in a barge and are used for desalination purposes in order to provide drinking water



BIOCEL PASKOV

- ❖ 22MVA Generator, installed in Czech Republic



MAXAU

- ❖ This 67.5MVA Generator, installed in Maxau, Germany, is the largest 4 pole Generator manufactured by TDPS.



Mobile Powe Units

- ❖ 5.25MVA Generator coupled to Turbine manufactured by a major turbine manufacturer installed in Mobile Power Units.

Contact Us



TD Power Systems Limited

CIN: L31103KA1999PLC025071

Ms. M N Varalakshmi – Chief Financial Officer

Varalakshmi@tdps.co.in

www.tdps.co.in



Strategic Growth Advisors Private Limited

CIN: U74140MH2010PTC204285

Mr. Sagar Shroff/Ms. Prachi Chhugani

sagar.shroff@sgapl.net / prachi.c@sgapl.net

+91 98205 19303 / +91 89492 92029

www.sgapl.net

