



Ref. No. - OIL/CO/SE/2024-25/68

November 13, 2024

Listing Department
BSE Limited,
Floor 25, P J Towers,
Dalal Street,
Mumbai- 400 001

Listing Department
National Stock Exchange of India Ltd
Exchange Plaza, C-1 Block G
Bandra Kurla Complex, Bandra (E)
Mumbai – 400 051

Scrip Code: 530135

Symbol: OPTIEMUS

Sub: Disclosure under Regulation 30 of SEBI (Listing Obligations and Disclosure Requirements) Regulations, 2015

Ref.: Investor Presentation – September, 2024

Dear Sir(s),

Pursuant to Regulation 30 of the SEBI (Listing Obligations and Disclosure Requirements) Regulations, 2015, we are enclosing herewith Investors Presentation on the Unaudited Standalone and Consolidated Financial Results of the Company for the quarter and half year ended September 30, 2024 and it is also being hosted on the website of the Company at www.optiemus.com.

Kindly take the same on your records.

Thanking You,

Yours truly,
For Optiemus Infracom Limited


Vikas Chandra
Company Secretary & Compliance Officer

OPTIEMUS INFRACOM LIMITED

CIN : L64200DL1993PLC054086

Reg. Office: K-20, 2nd Floor, Lajpat Nagar-II, New Delhi-110024

P.: 011-29840906-907 | Fax: 011-29840908 | www.optiemus.com




optiemus
Infracom Ltd.



Company Update

Q2-FY 2024-25 | 13 November
2024



Operational &
Financial
Highlights

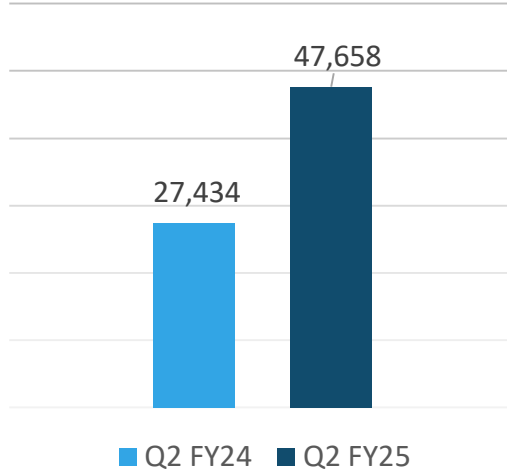
Performance at a glance - Consolidated

Q2 FY 2024-25

Figures in INR lakhs

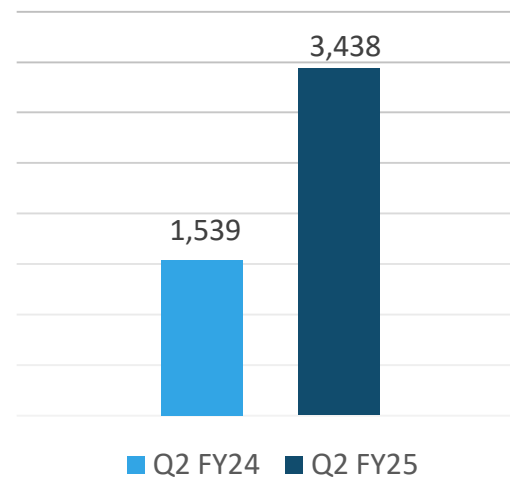
OPERATING REVENUE

₹ 20,223
+
▲74%
YoY growth



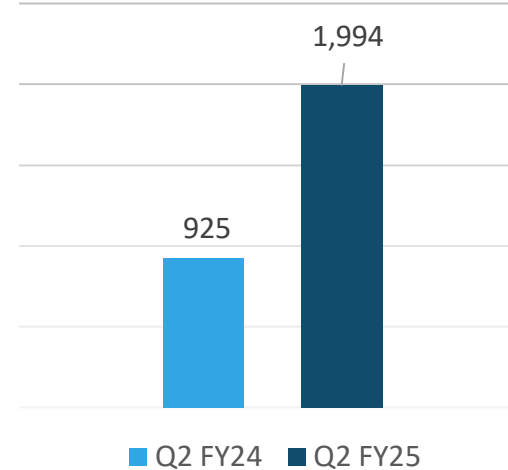
EBITDA

₹ 1,899 +
▲123%
YoY growth



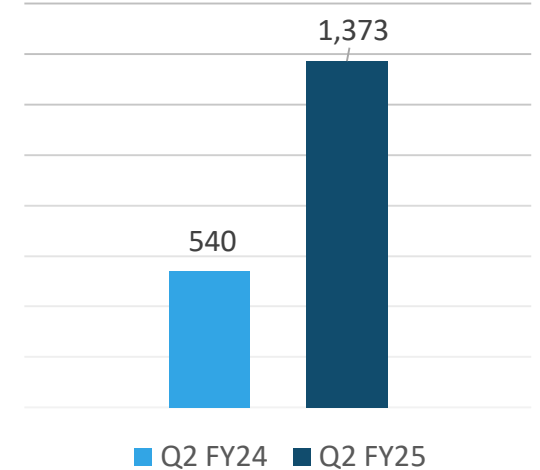
PBT

₹ 1,069 +
▲116%
YoY growth



PAT

₹ 833 +
▲154%
YoY growth



Summary of Financial Results

Q2 FY 2024-25

Figures in INR lakhs except EPS

Particulars	Consolidated		Standalone	
	Q2 FY25	Q2 FY24	Q2 FY25	Q2 FY24
Operating Revenue	47,658	27,434	10,155	13,110
EBITDA	3,438	1,539	569	510
EBITDA (%)	7.21	5.61	5.60	3.89
PBT	1,994	925	562	505
PBT Margin (%)	4.18	3.37	5.53	3.85
PAT	1,373	540	327	373
PAT Margin (%)	2.88	1.97	3.22	2.84
EPS (diluted)	1.60	0.63	0.39	0.43

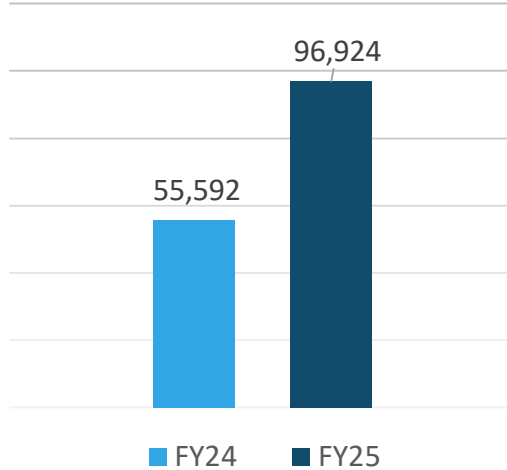
Performance at a glance - Consolidated

6M FY 2024-25

Figures in INR lakhs

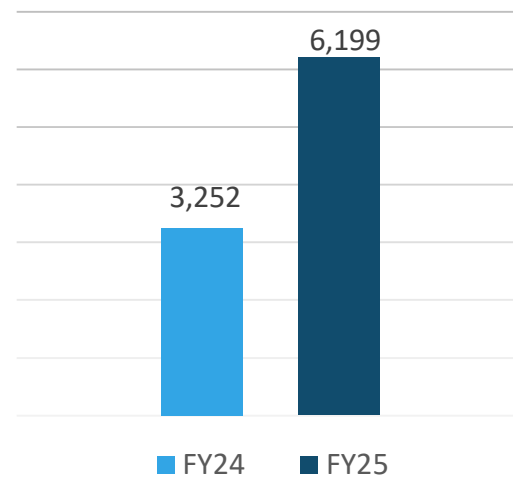
OPERATING REVENUE

₹ 41,332
+
▲74%
YoY growth



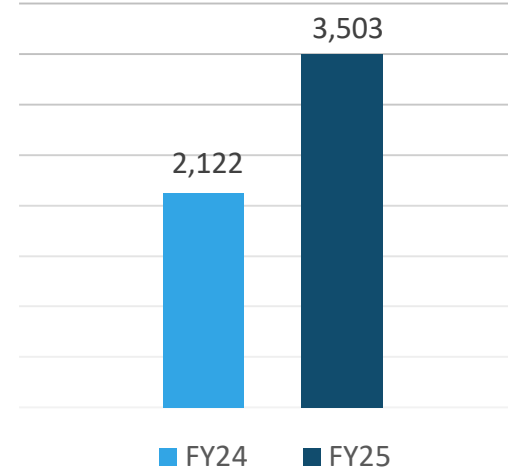
EBITDA

₹ 2,947 +
▲91%
YoY growth



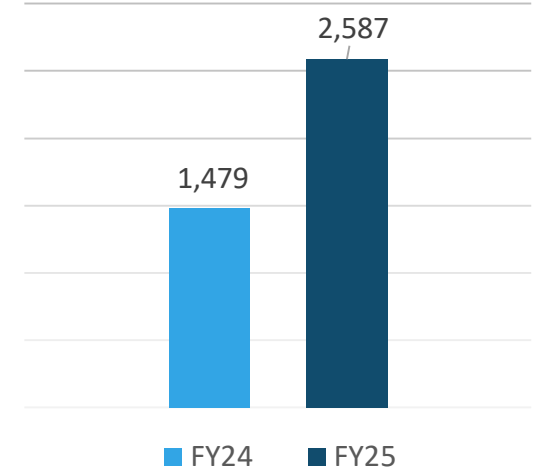
PBT

₹ 1,381 +
▲65%
YoY growth



PAT

₹ 1,108 +
▲75%
YoY growth



Summary of Financial Results

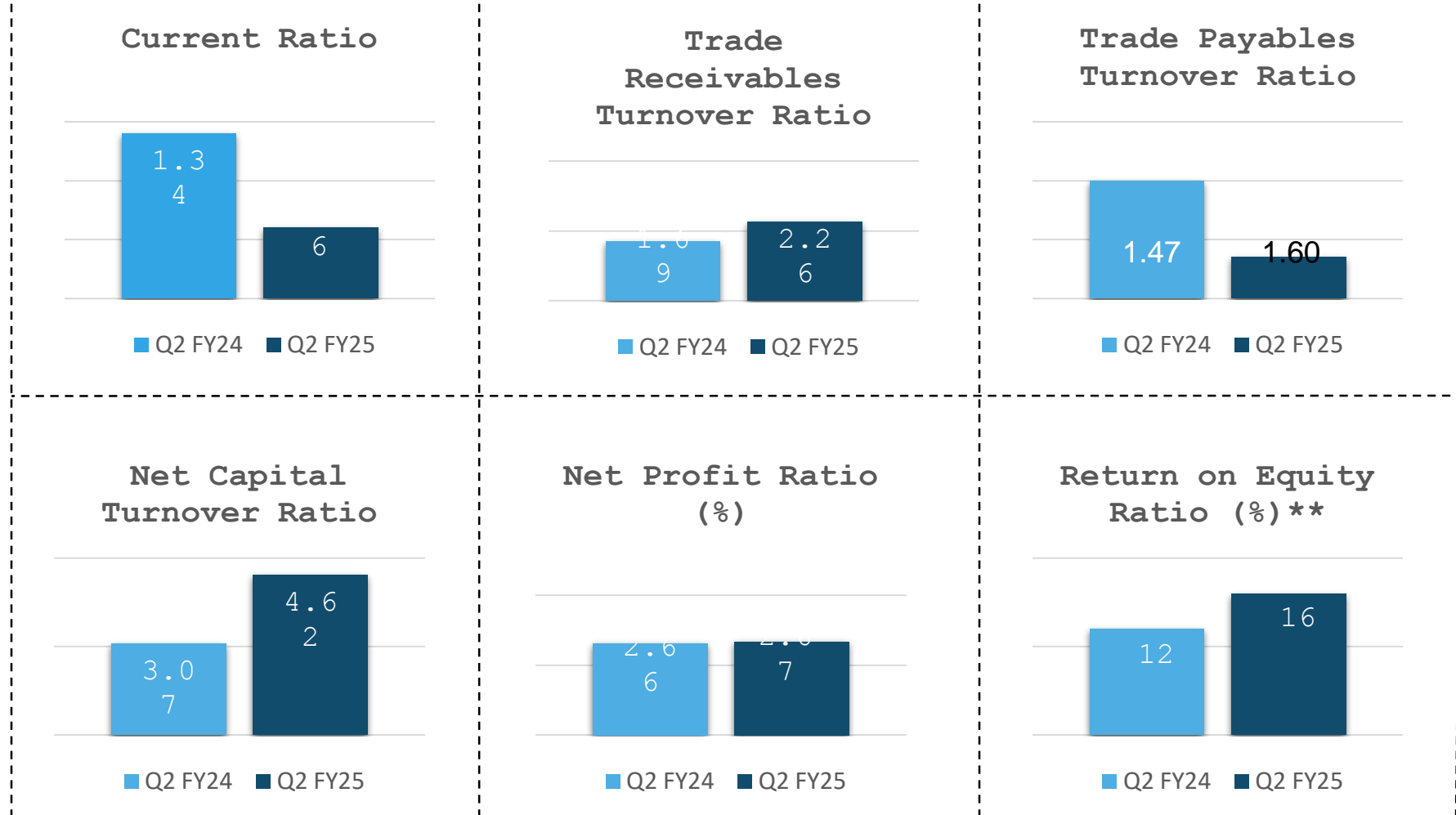
6M FY 2024-25

Figures in INR lakhs except EPS

Particulars	Consolidated		Standalone	
	FY25	FY24	FY25	FY24
Operating Revenue	96,924	55,592	22,583	27,602
EBITDA	6,199	3,252	1,194	1,093
EBITDA (%)	6.40	5.85	5.29	3.96
PBT	3,503	2,122	1,176	1,085
PBT Margin (%)	3.61	3.82	5.21	3.93
PAT	2,587	1,479	787	807
PAT Margin (%)	2.67	2.66	3.48	2.92
EPS (diluted)	3.02	1.72	0.93	0.94

Key Ratios*

Q2 FY 2024-25



*Computed on the consolidated financials

**ROE = Trailing 12 Month PAT/ Average Shareholder Funds as on 30th Sept 2024 and 30th Sept 2023

The image features a hand in the foreground moving a white chess king piece on a black and white checkered board. In the background, there is a network diagram with glowing blue nodes and connecting lines, overlaid on a blurred image of a person in a business suit. A financial candlestick chart is also visible in the upper right background. The entire scene is bathed in a blue light.

Strategy & Outlook

Major Highlights of Q2 FY25



Achievements of Drone a Thon 2024

Achieving
23,000 ft
Altitude

Achieving
10 km
One Way

Bomb Dropping
from
320 m
Height

- **Optiemus Unmanned Systems (OUS)**, participated in HIM Dron-A-Thon held at Leh and demonstrated the capabilities of its Drones – Vajra 100 and Vajra 65
- OUS participated in multiple tenders with its field proved products

Disclaimer

- This presentation, has been prepared for **informational purposes** only, **does not** constitute a prospectus, offering circular or memorandum and **not** an offer or initiation to buy or sell any securities, **nor** shall part or all of this presentation form the basis of, or to be relied on in connection with any contract or investment decision in relation to any securities;
- It also contains **forward-looking statements** based on the currently held beliefs or expectations of the management of the company that are expressed in good faith and in management's opinion are reasonable. It may involve known and unknown risks uncertainty and other factors which may cause the actual results, financial condition, performance or achievements of the company or industry to differ materially from those in forward-looking statements. **It speaks only as of the date on which it was made.**




optiemus
Infracom Ltd.



Thank You