



**GHAR BANEGA, TOH DESH BANEGA.**

Corporate Office: 8th Floor, Unit No. 802,  
Natraj by Rustomjee, Junction of Western Express  
Highway and M. V. Road Mumbai MH 400069 IN  
Tel: 022 - 4168 9900 / 6121 3400

Date: 6<sup>th</sup> November, 2024

To,  
The General Manager,  
BSE Ltd.  
P. J. Towers, Dalal Street,  
Mumbai- 400001  
Scrip Code: 544176

To  
Sr. General Manager  
National Stock Exchange of India Limited  
Exchange Plaza, C-1, Block G, Bandra Kurla Complex  
Bandra (E), Mumbai – 400 051  
Symbol: AADHARHFC

Kind Attn.: Listing Corporate Relationship Department

**Sub:- Investor Presentation on the Un-audited Standalone and Consolidated Financial Results for the Quarter ended September 30, 2024.**

Dear Sir/Madam,

Pursuant to Regulation 30 of SEBI (Listing Obligations and Disclosure Requirements) Regulations, 2015 please find enclosed herewith a copy of the Investor Presentation of the Company on the Un-audited Standalone and Consolidated Financial Results for the quarter ended September 30, 2024.

The Investor Presentation may also be accessed on the website of the Company at:  
<https://aadharhousing.com/investor-relations/investor-meet-presentation>

The details of conference call scheduled on Wednesday, 6<sup>th</sup> November, 2024 at 18:30 HRS (IST) have already been intimated vide our letter dated 25<sup>th</sup> October, 2024.

The above is for your information, records and dissemination please.

Thanking you.

**For Aadhar Housing Finance Limited**



**Harshada Pathak**  
**Company Secretary and Compliance Officer**

**Aadhar Housing Finance Ltd.**

CIN: L66010KA1990PLC011409

Regd. Office: 2nd Floor, No. 3, JVT Towers, 8th 'A' Main Road,  
S.R Nagar, Bengaluru – 560 027, Karnataka.

Toll Free No: 1800 3004 2020 www.aadharhousing.com  
customercare@aadharhousing.com



GHAR BANEGA, TOH DESH BANEGA.

# Aadhar Housing Finance Limited

## Investor Presentation

---

H1 FY25

The information contained in this presentation is provided by Aadhar Housing Finance Limited (“Aadhar” or the “Company”), to you solely for your reference. Any reference herein to the “Group” shall mean Aadhar Housing Finance Limited, together with its subsidiaries / joint ventures/ affiliates, as may be applicable. This document is being given solely for your information and for your use and may not be retained by you and neither this presentation nor any part thereof shall be (i) used or relied upon by any other party or for any other purpose; (ii) copied, photocopied, duplicated or otherwise reproduced in any form or by any means; or (iii) re-circulated, redistributed, passed on, published in any media, website or otherwise disseminated, to any other person, in any form or manner, in part or as a whole, without the prior written consent of the Company. This presentation does not purport to be a complete description of the markets conditions or developments referred to in the material. This presentation does not purport to present a comprehensive overview of the Company or contain all the information necessary to evaluate an investment in the Company. This presentation should be read in conjunction with the Company’s other periodic and continuous disclosure announcements, which are available on website of the Company

Although care has been taken to ensure that the information in this presentation is accurate, and that the opinions expressed are fair and reasonable, the information is subject to change without notice, and its accuracy, fairness or completeness is not guaranteed and has not been independently verified and no express or implied warranty is made thereto. You must make your own assessment of the relevance, accuracy and adequacy of the information contained in this presentation and must make such independent investigation as you may consider necessary or appropriate for such purpose. Neither the Company nor any of its directors, officers, employees or affiliates nor any other person assume any responsibility or liability for, the accuracy or completeness of, or any errors or omissions in, any information or opinions contained herein, and none of them accept any liability (in negligence, or otherwise) whatsoever for any loss howsoever arising from any use of this presentation or its contents or otherwise arising in connection therewith. Any unauthorised use, disclosure or public dissemination of information contained herein is prohibited. The distribution of this presentation in certain jurisdictions may be restricted by law. Accordingly, any persons in possession of the aforesaid should inform themselves about and observe such restrictions. Any failure to comply with these restrictions may constitute a violation of applicable securities laws

The statements contained in this document speak only as at the date as of which they are made and it, should be understood that subsequent developments may affect the information contained herein. The Company expressly disclaims any obligation or undertaking to supplement, modify, amend or disseminate any updates or revisions to any statements contained herein or to otherwise notify any recipient to reflect any change in events, conditions or circumstances on which any such statements are based. By preparing this presentation, neither the Company nor its management undertakes any obligation to provide the recipient with access to any additional information or to update this presentation or any additional information or to correct any inaccuracies in any such information which may become apparent. This document is for informational purposes and private circulation only and does not constitute or form part of a prospectus, a statement in lieu of a prospectus, an offering circular, offering memorandum, an advertisement, and should not be construed as an offer to sell or issue or the solicitation of an offer or an offer document to buy or acquire or sell securities of the Company or any of its subsidiaries or affiliates under the Companies Act, 2013, the Securities and Exchange Board of India (Issue of Capital and Disclosure Requirements) Regulations, 2018, each as amended, or any applicable law in India or as an inducement to enter into investment activity. No part of this document should be considered as a recommendation that any investor should subscribe to or purchase securities of the Company or any of its subsidiaries or affiliates and should not form the basis of, or be relied on in connection with, any contract or commitment or investment decision whatsoever. This document is not financial, legal, tax, investment or other product advice. To the extent permitted by law, the Group and their respective directors, employees, advisers and representatives disclaim the liability (including without limitation any liability arising from negligence or otherwise) for any loss or damage whatsoever, which may arise by placing reliance on anything contained in or omitted from or otherwise arising in connection with this presentation

The Company, its shareholders, representatives and advisors and their respective affiliates also reserves the right, without advance notice, to change the procedure or to terminate negotiations at any time prior to the entry into of any binding contract for any potential transaction. This presentation contains statements of future expectations and other forward-looking statements which involve risks and uncertainties. These statements include descriptions regarding the intent, belief or current expectations of the Company or its officers with respect to the consolidated results of operations and financial condition, and future events and plans of the Company. These statements can be recognised by the use of words such as “expects,” “plans,” “will,” “estimates,” or words of similar meaning. Such forward-looking statements are not guarantees of future performance and involve risks and uncertainties and actual results, performances or events may differ from those in the forward-looking statements as a result of various factors, uncertainties and assumptions including but not limited to price fluctuations, actual demand, exchange rate fluctuations, competition, environmental risks, any change in legal, financial and regulatory frameworks, political risks and factors beyond the Company’s control. Neither the Company, its affiliates, advisors, representatives, any of their respective affiliates or any such person’s officers or employees guarantee that the assumptions underlying such forward-looking statements or management estimates are free from errors nor does any of such persons accept any responsibility for the future accuracy of the forward-looking statements contained in this presentation or the actual occurrence of the forecasted developments. You are cautioned not to place undue reliance on these forward looking statements, which are based on the current view of the management of the Company on future events. This presentation also contains certain financial and operational information relating to the Group that is based on management estimates. These estimates are based on management’s past experience and subjective judgment, and the manner in which such estimates are determined may vary from that used for the preparation and presentation of similar information provided by other companies engaged in the similar industry in India and globally. The Company does not assume any responsibility to amend, modify or revise any forward-looking statements, on the basis of any subsequent developments, information or events, or otherwise



# COMPANY SNAPSHOT

**AUM**

**₹ 228,175 Mn**

**+21%**

**PAT**

**₹ 4,277 Mn**

**+24%**

**GNPA**

**1.3%**

**-6bps**

**YoY Change**

**NIM**

**9.1%**

**+32bps**

**ROA**

**4.2%**

**+22bps**

## HFC focused on low-income housing segment in India, with a seasoned business model

### Scale



c.INR228bn  
Sept-24 AUM



c.INR4.3bn  
H1 FY25 PAT



INR59bn  
Sept-24 Net worth

### Granular book



100% Secured  
Retail book  
(Sept -24)



c.277k  
Live accounts  
(Sept -24)



INR1.0mn  
Average ticket size<sup>1</sup>  
(Sept-24)

### Asset quality



1.3%  
GNPA  
(Sept -24)



c.59%  
LTV<sup>2</sup>  
(Sept -24)



c.56%  
AUM to salaried  
customers (Sept-24)

### Distribution



c.INR35bn  
H1 FY25  
Disbursements



545  
Branches<sup>3</sup>  
(Sept-24)



21  
States & UTs  
(Sept-24)

### Liability profile



AA / Stable  
CARE/ICRA/India Rating  
Long Term Credit rating



40 Borrowings  
Relationships  
Increasing share of  
NHB funding



Positive ALM  
Across all buckets  
(Sept-24)

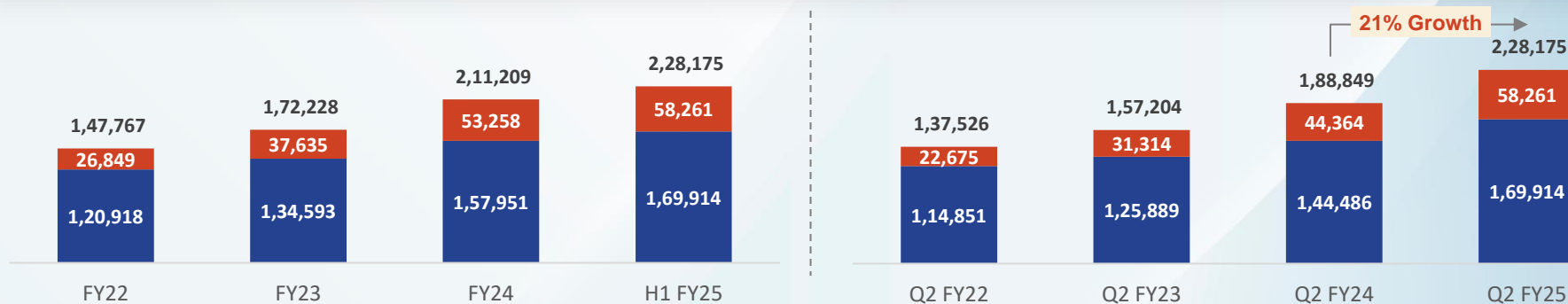


A conceptual image showing a pair of hands holding a miniature house, symbolizing financial care and investment. The house is a two-story structure with a gabled roof and a chimney. The hands are positioned as if presenting the house. The background is a light blue gradient with a red and white curved border on the right side.

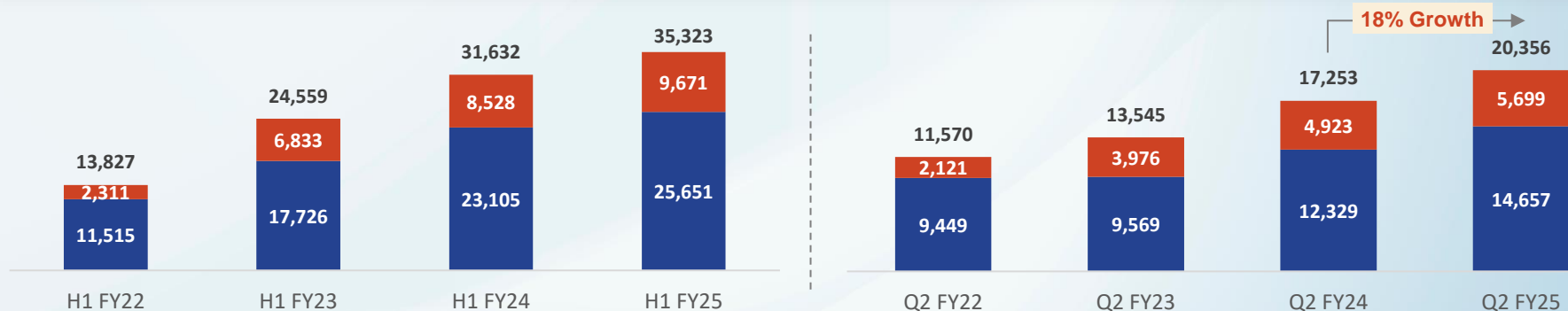
# **FINANCIAL PERFORMANCE**

# Strong Growth in AUM and Disbursements

**AUM – By Product (INR Mn) : Growth of 21% in H1 FY25 on YoY basis**



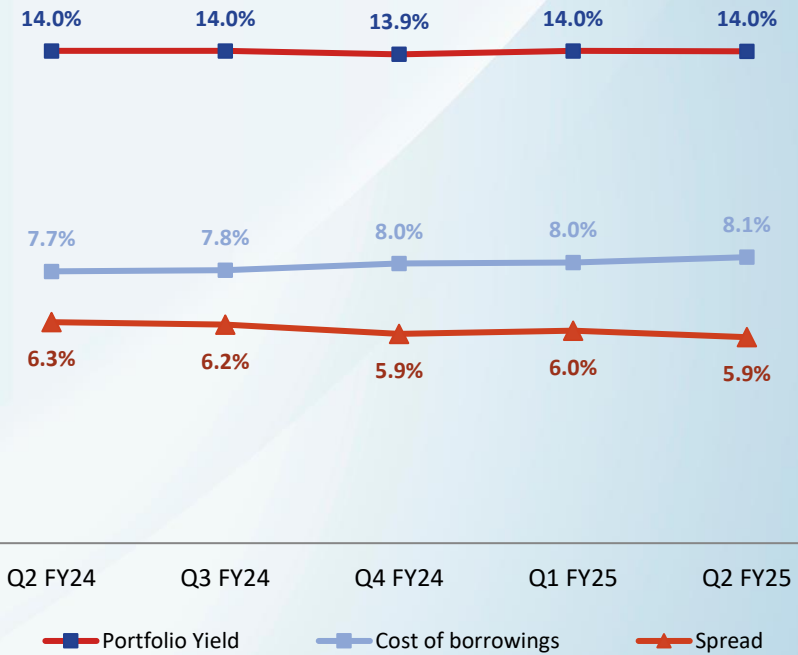
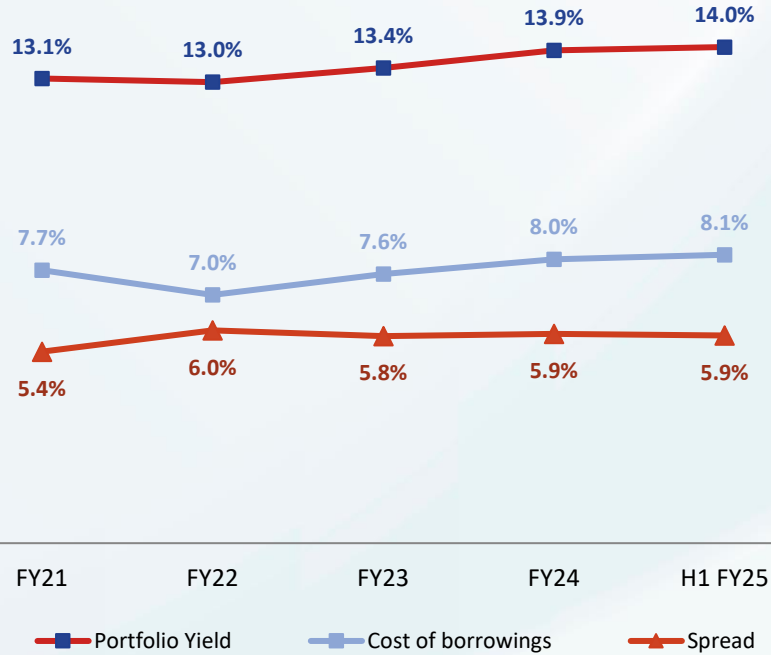
**Disbursement – By Product (INR Mn)**





# Stable Yields and Spreads

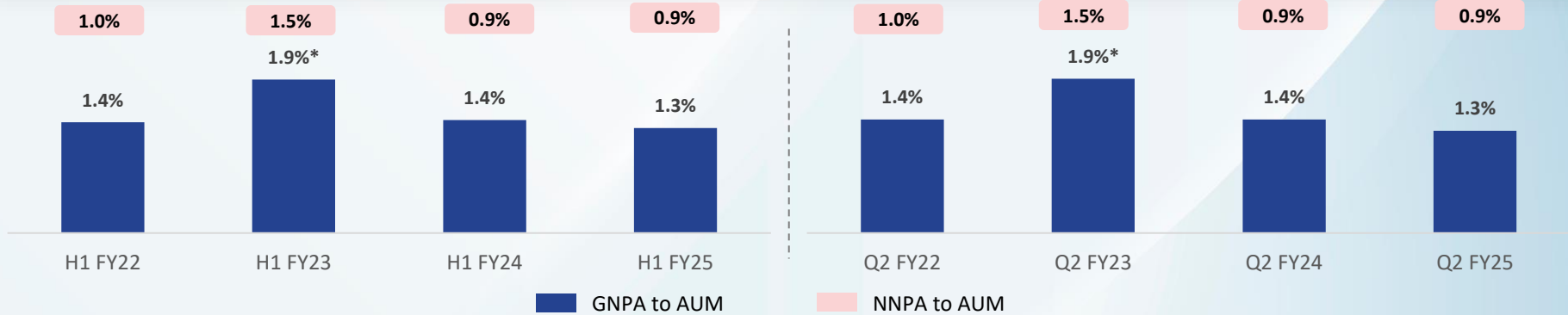
Yields, Cost of Borrowings and Spreads (%)<sup>1</sup>



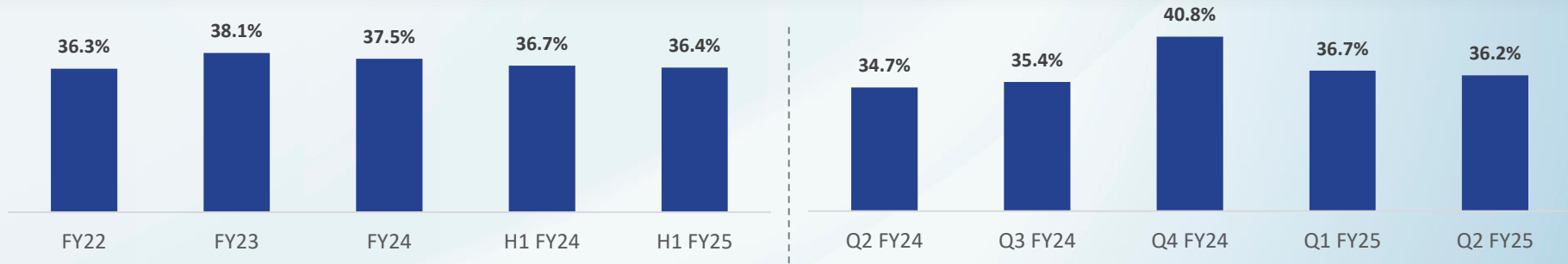
1. Portfolio Yield/Cost of borrowings as at period end.

# Consistent Improvement in Asset Quality and Efficiency

## Asset Quality Metrics – GNPA Improved by 6bps in H1 FY25 on a YoY basis



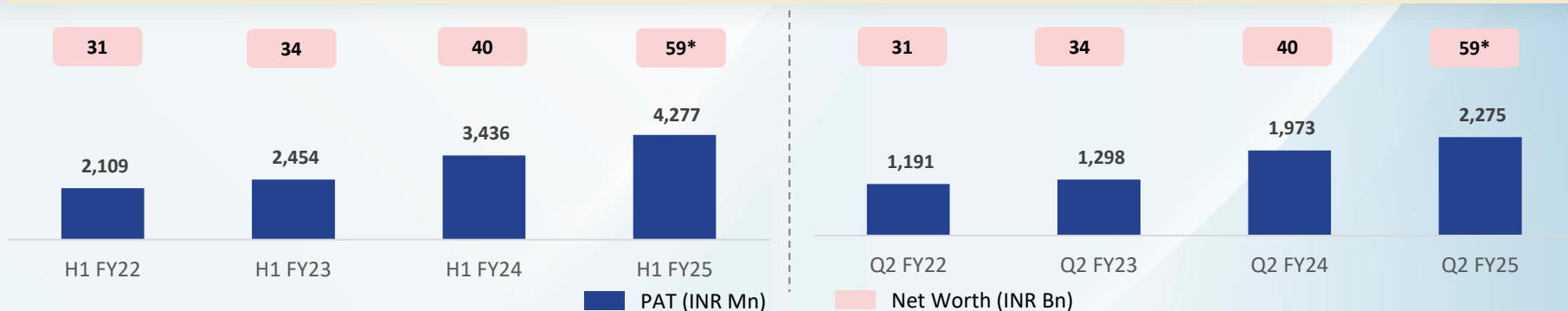
## Cost to Income – H1 FY25 Improved by 100bps compared to FY24



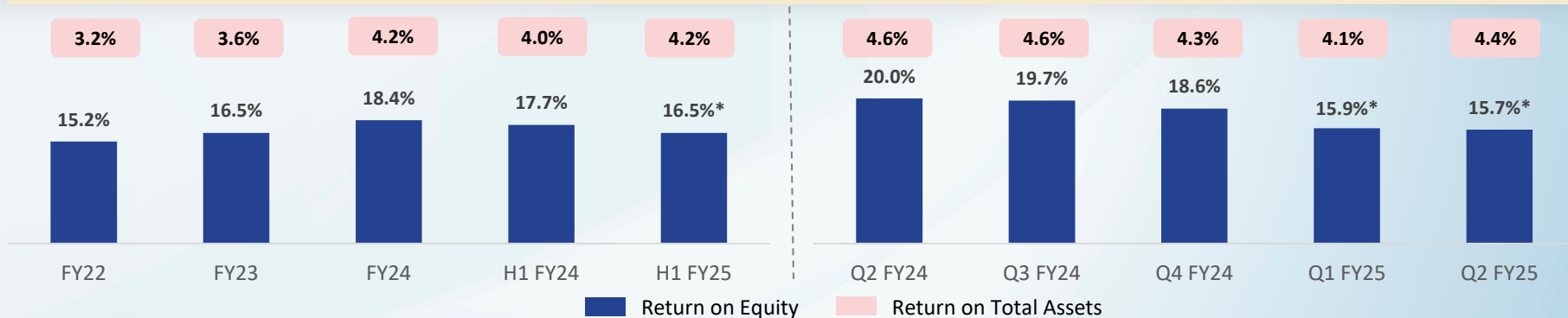
\*Includes 0.23% NPA <= 90 DPD which have been classified as per the RBI circular dated 12th November, 2021.

# Attractive Return Profile

## Profit after Tax **Increased by 24%** in H1 FY25 on YoY basis



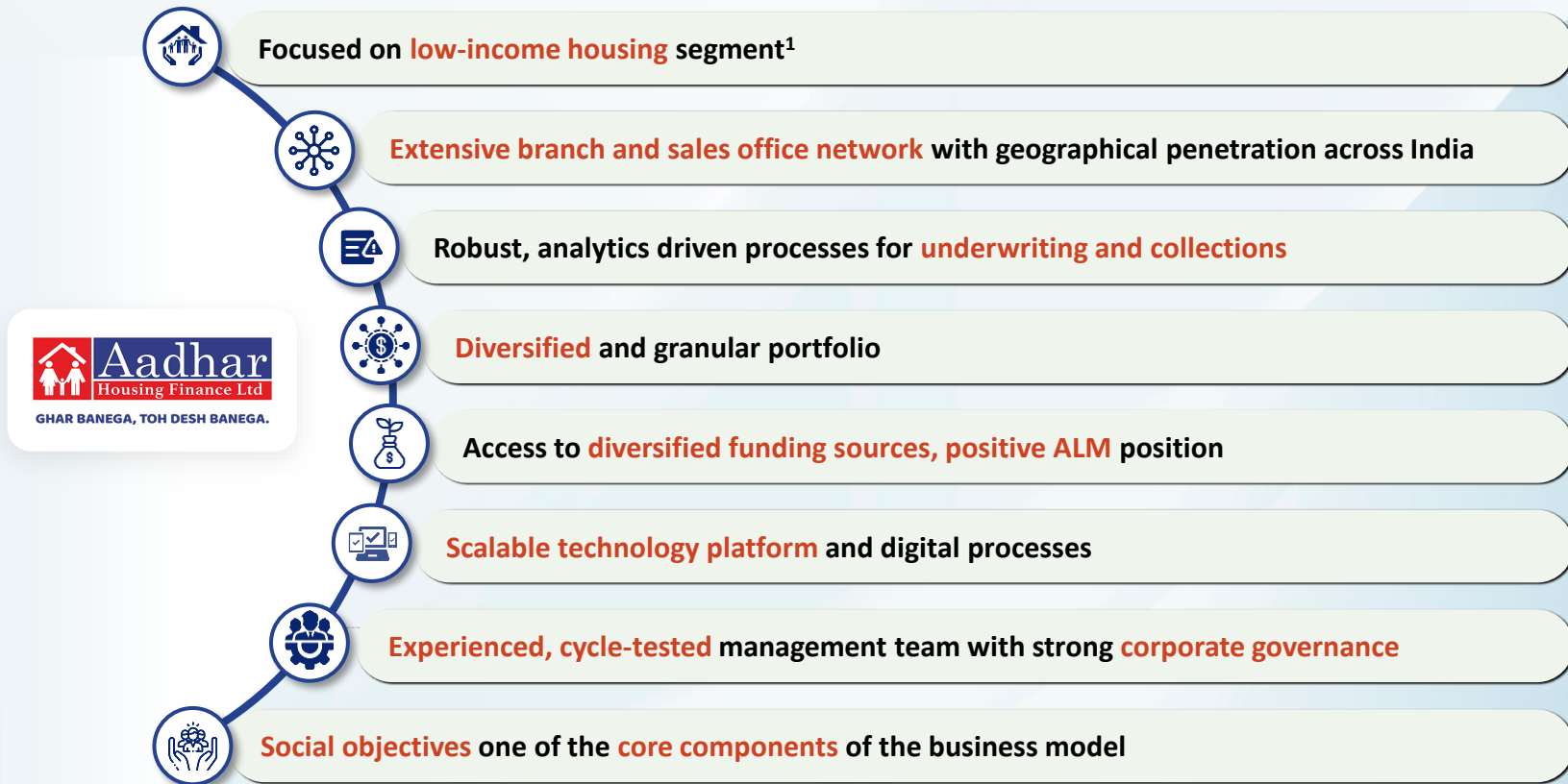
## Return on Assets **Improved by 22bps** in H1 FY25 on YoY basis



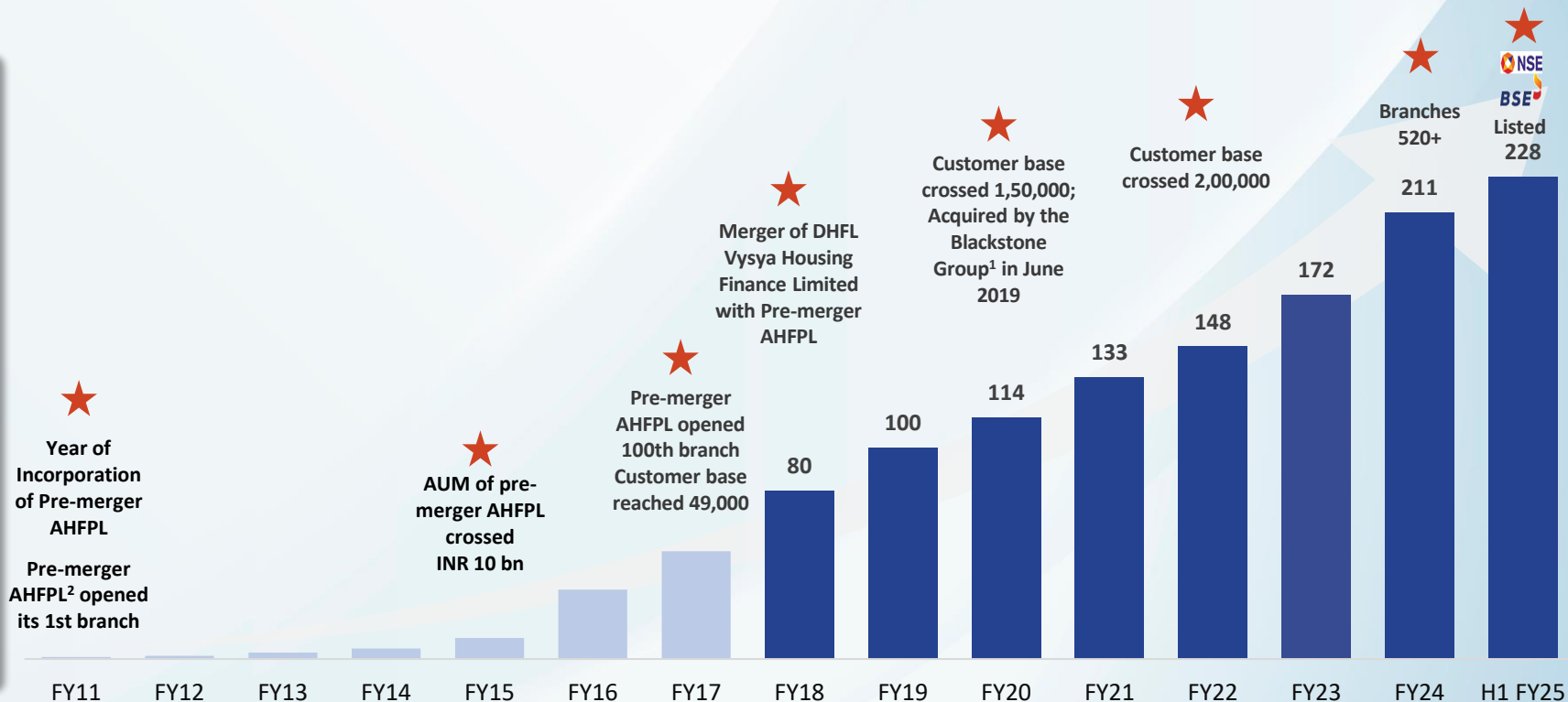
\*Networth and ROE as on 30 September 2024 includes IPO primary portion of Rs 1000 Crs (Gross), ROE = Profit after tax / Average Assets ( Opening assets + closings assets for the respective period / 2)



# **BUSINESS OVERVIEW**



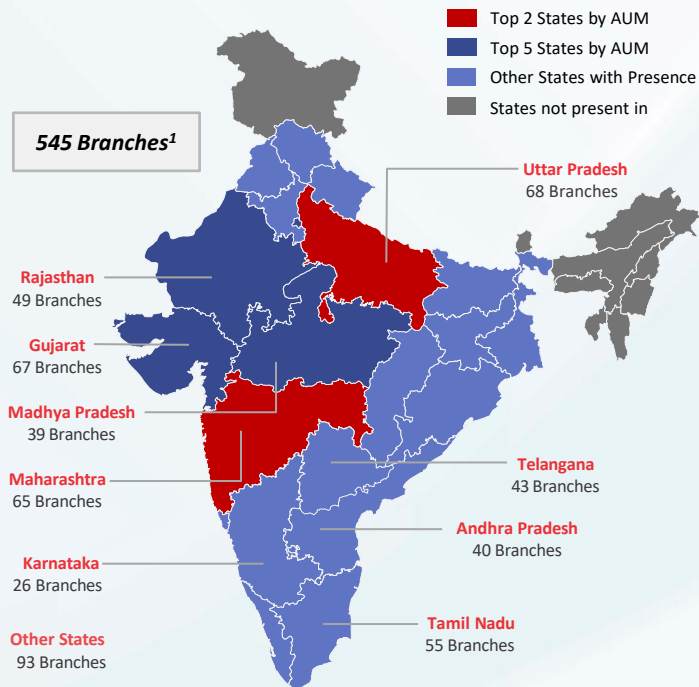
Assets Under Management (INR bn)



Seasoned business model showcasing strong resilience across business cycles

Note: 1. Through BCP Topco VII Pte. Ltd., an affiliate of Blackstone; 2. Pre-merger AHFPL refers to the entity incorporated as 'Aadhar Housing Finance Private Limited' at Mumbai, Maharashtra as a private limited company under the Companies Act, 1956, pursuant to a certificate of incorporation dated May 3, 2010, issued by the Registrar of Companies, Maharashtra at Mumbai and which commenced its operations in February 2011. Aadhar Housing Finance Private Limited was later converted into a public company on September 3, 2013 and was merged into our Company in 2017 pursuant to a scheme of amalgamation approved by the National Company Law Tribunal, Bengaluru Bench at Bengaluru, vide its order dated October 27, 2017.

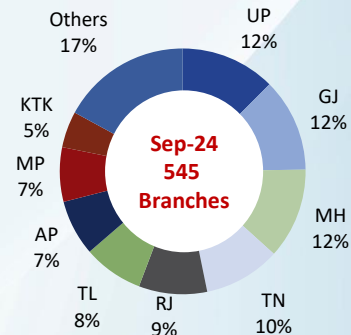
## Distribution Network




## Branch Distribution

Diversified presence with a focus on cost control

By State (Sept 30, 2024)



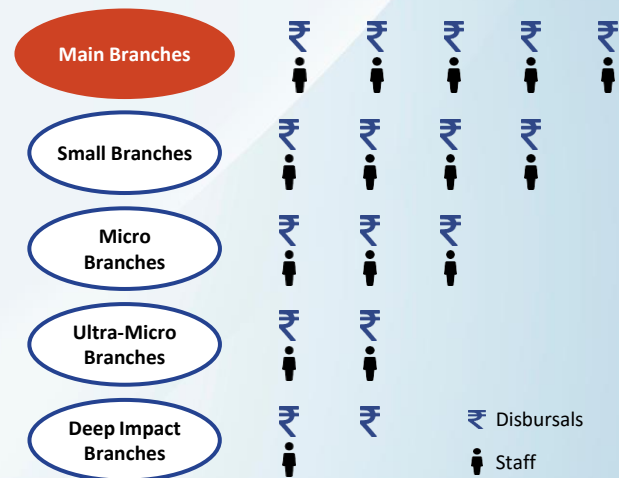
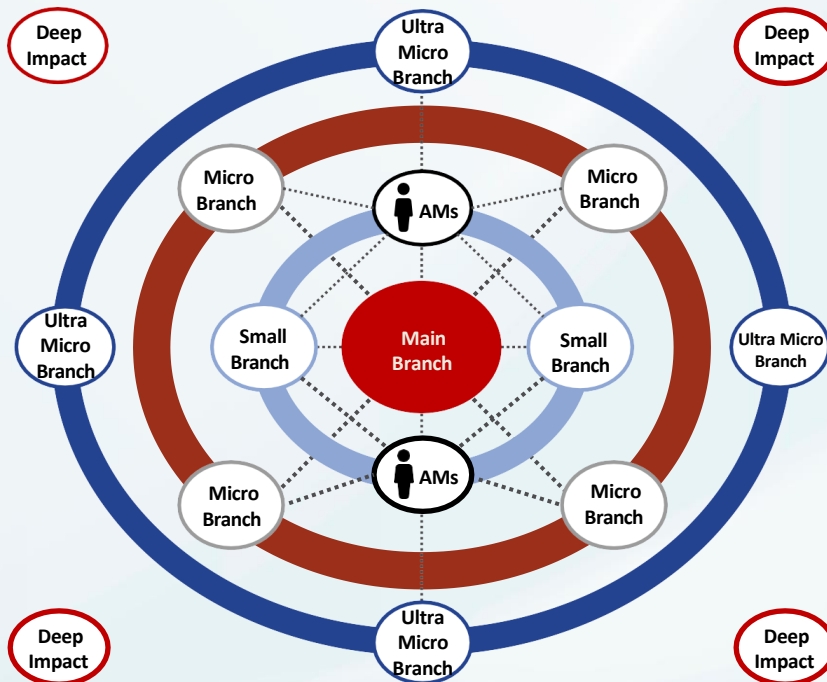
New Branches (Q2 FY25)



Note: UP = Uttar Pradesh, MP = Madhya Pradesh, MH = Maharashtra, TN = Tamil Nadu, GJ = Gujarat, RJ = Rajasthan, KTK = Karnataka, TL = Telangana, AP = Andhra Pradesh, PNJ = Punjab, HR = Haryana, HP = Himachal Pradesh.  
1. Branches including offices are 556.



Agile branch network with each location catered to by an appropriate branch size, helping keep opex in control



Aadhar Mitra's in non-allied industries (Vegetable vendors, Cement dealers, Saloon's etc.)

**Deep Impact** branches are being opened in remote locations with an aim to cater to the housing needs of customers in tier 4 and tier 5 towns in India

## Skilled In-house technical team has assisted in creating this Robust Credit Assessment Framework

### Credit Underwriting



#### Centralized processing at regions – Salaried Customers

- Regional processing units to process applications for salaried customers
- Ensures standardisation, cost optimization and better turn-around time



#### Decentralized processing – other customers

- Branch led processing through credit managers
- On-ground verification of business and income
- Analysis of expected cash flow of customer's business

### Technical Due Diligence



#### Activities

- Site visits, technical evaluation of properties and the periodical review of construction projects



#### Assessment of property valuation

- Done by in-house technical team of civil engineers



#### Multiple opinions sought in specific cases

- Technical assessments through in-house engineers
- For properties above a certain threshold, additional valuation from independent third parties



#### Post-disbursement sampling

- ~5% of the properties mortgaged in each quarter are re-valued to review the variance in valuation
- Cases of variance are examined for taking remedial actions

### Legal Due Diligence



#### Loan documentation, builder due diligence, title checks

- Inhouse legal team and empaneled lawyers verify documents; ensure that the property is legally enforceable
- Reports prepared by empanelled lawyers reviewed by in-house legal team

### Risk Containment Unit



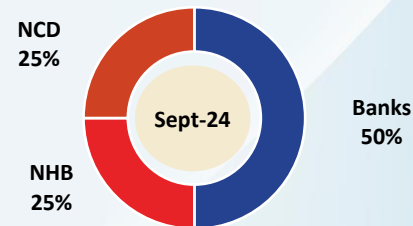
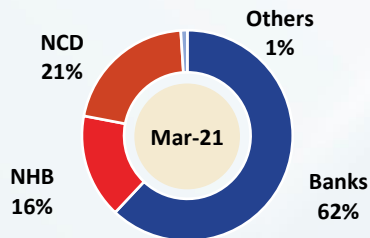
#### File screening, field investigation, document verification

- RCU screens every loan application and supporting document
- Suspicious documents sampled and verified at source

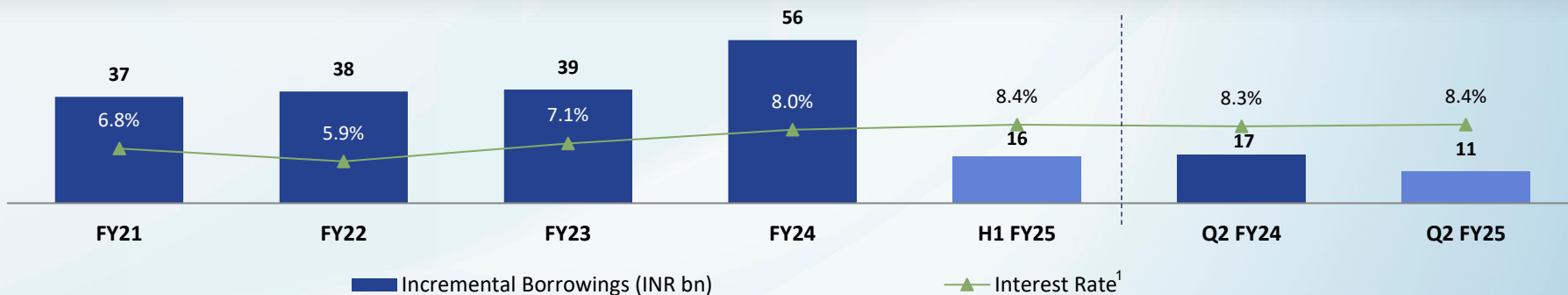
## Distributed Funding Mix having Low Short-term Exposure

### Increasing focus on diversifying borrowings

Continue to increase share of NHB refinancing and rely on long term sources of borrowings



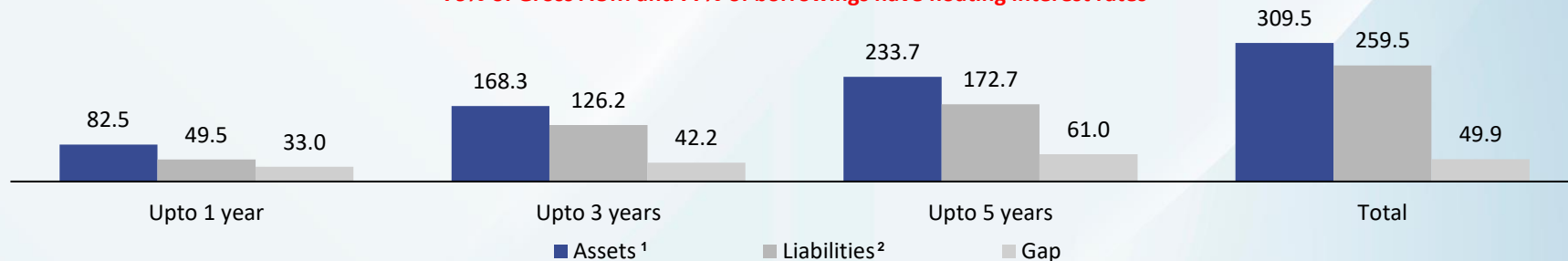
### Increasing focus on diversifying borrowings



## Positive ALM Position Across Buckets

### Asset Liability Management – INR bn (as on Sept-24)

79% of Gross AUM and 77% of borrowings have floating interest rates



## High-level of Ratings Across Tenures from Leading Rating Agencies

### Long Term

AA / Stable

Care Ratings

AA / Stable

ICRA

AA / Stable

India Ratings

AA / Stable

Brickworks

### Short Term

A1+

ICRA

## Scalable Technology Platform Developed by TCS enabling smooth and agile Digital Processes



### Lending and Securitization Platform

#### Digital Onboarding

- Digitizing loan life cycle management
- Capturing leads from multiple sources
- Customer onboarding
- Loan application processing

#### Loan Origination

- Enabling credit team to underwrite applications through rule-based deviations and workflows based on customer profile

#### Loan Servicing

- Disbursal and repayment schedule management
- NPA tracking
- Interfacing with agencies such as CIBIL, CERSAI, PMAY etc.

#### Collection Management

- Enabling real time solution to allocate accounts to agents
- Handles payments and collections from agents

#### Mobility Solutions

- Enables collection agents on field to capture customer payments electronically
- Developing a sales mobility app to assist field sales team in submitting customer leads

#### Customer Engagement

- Website and mobile application acting as convenient platforms for customers
- Offers loan account tracking, payments, service requests etc.
- Developing social media channels (like WhatsApp)

#### Finance & Accounting

- Enabling an enterprise wise integrated accounting solution
- Enabling capturing and generation of GST data to be filed in various GST returns

#### Analytics

- Monitoring of loan portfolios
- Servicing & performance management of pool investments on a continuous basis



**Prospects**

Aadhar  
Website /  
Portal



**Customers**

Customer  
Service-  
Mobile App



**Aadhar Mitra**

Lead  
Generation



**Channel Partner**

Verification  
Portal



**Vendors**

Fintech  
Partner  
Systems



**Sales Users**

Sales On The  
Go- Mobile  
App



**Collections Users**

Collections -  
Mobile App



**Call Centre Users**

CRM Service

Middleware

Digital  
Onboarding

Loan  
Origination  
(LOS)

Loan  
Servicing  
(LMS)

Collections  
Management

General  
Ledger

GST Suvidha

Securitization

CRM

Dashboards

Documents Management

Operational Data Store for BI & Analytics

**Aadhar Neo Platform (SAAS)**

Helpdesk

Compliance

Data Science

HRMS

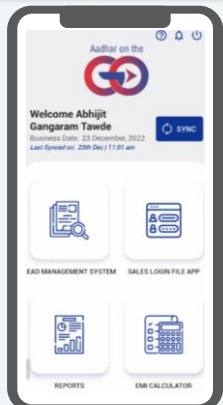
Treasury

**Support Systems**

**Aadhar Private Cloud – DC DR Infrastructure Services**

Robust customer engagement and partner empowerment through mobility apps; Focus on consistently improving employee experience through virtual office

## Sales Mobility App




Faster onboarding of customers

## Customer Service




All-in-one customer app

## Collections App



Live tracking of collections

## Employee Super App



Integrated HR app for all employee services

Fintech Integrations







## Improving Asset Quality

Enhancing the robustness of existing risk analytics for credit risk underwriting and collections



## Increasing Operational Efficiencies

Increasing operational efficiencies by integrating business processes with data science like branch opening, customer retention strategies



## Amplifying Yields & Mitigating Outward BT

Automating solutions for risk-based pricing to improve approval rates; emphasizing on customer retention through data-driven strategies



## Credit Risk Underwriting

- Application scorecards for credit underwriting
- Automatic rejection of non-creditworthy loan applicants



## Collections Analysis

- Identification of high-risk customer cohorts using the Red-Amber-Green (“RAG”) segmentation model



## Branch Opening

- Branch opening strategy has undergone a transformation
- Driven by data science methodologies



## Risk Based Pricing

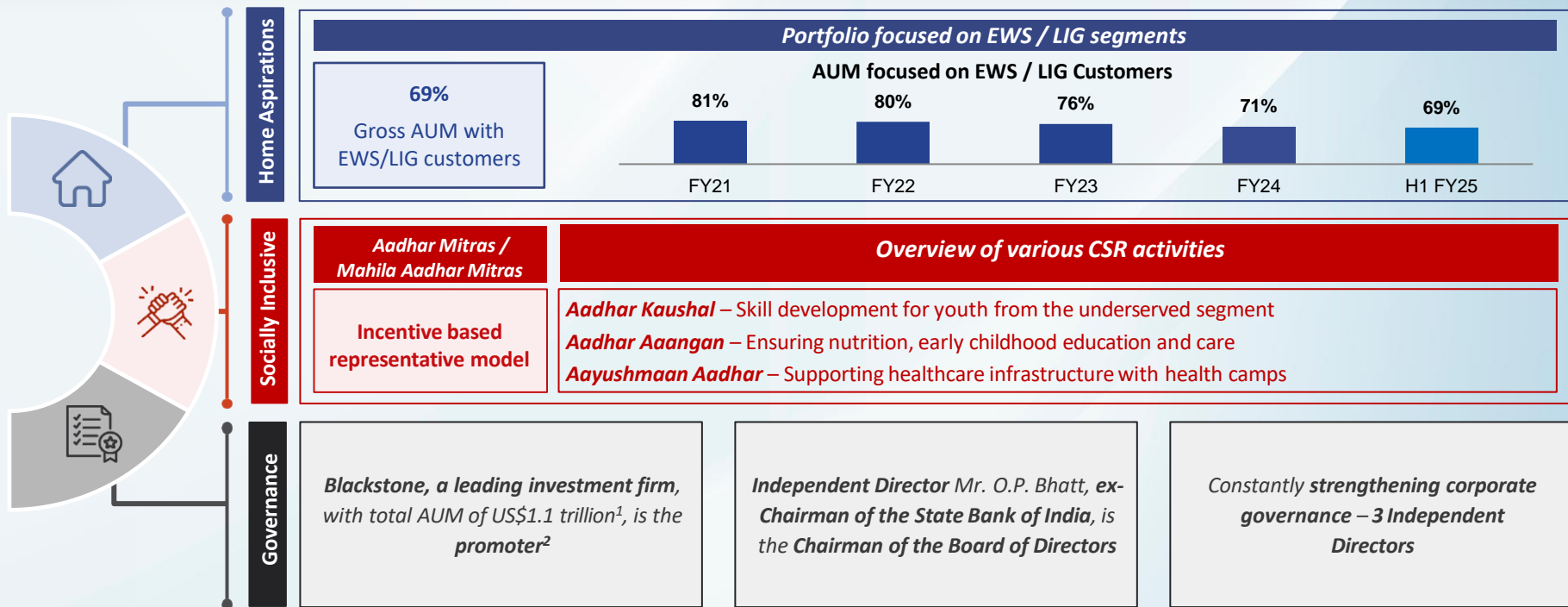
- RAG segmentation model integrates data science in credit underwriting
- Provides the basis for risk-based pricing
- Higher approval rates



## Customer Retention

- Emphasize on customer retention through data-driven strategies
- Mitigate outward balance transfers and identify refinancing opportunities

Aadhar has adopted and implemented a social objective across all aspects of the business



## Highly experience board; Promoted by Blackstone<sup>1</sup>, one of the World's leading Global Investment Firm



**O.P. Bhatt**, *Non-Executive Chairman & Independent Director*

- Former Chairman of State Bank of India
- Serves as a Director on the boards of HUL, Tata Motors, Greenko Energy Holdings Mauritius, etc.



**Deo Shankar Tripathi**, *WTD<sup>2</sup> and Executive Vice Chairman*

- Previously acted as MD & CEO of the Company
- Named in "101 Top Most Influential BFSI Leaders" by ET Now in 2020



**Rishi Anand**, *Managing Director and CEO*

- 27 years of work experience across a diverse spectrum of functions and businesses in the financial services space
- Previously worked with Shelters, ICICI Bank, etc.



**Amit Dixit**, *Non Executive (Nominee) Director*

- Serves as Senior MD, Head of Asia, Blackstone Advisors India
- Serves on the board of several Blackstone portfolio companies



**Mukesh Mehta**, *Non Executive (Nominee) Director*

- Serves as Senior MD, Blackstone Advisors India
- Serves on the board of International Gemmological Institute, R Systems International, PGP Glass etc.



**Prateek Roongta**, *Non Executive (Nominee) Director*

- Serves as MD, Blackstone Advisors India
- Serves on the board of ASK Investment Managers, International Gemmological Institute, Fino Payments Bank, etc.



**Sharmila A. Karve**, *Independent Director*

- Previously associated with Price Water House Coopers as a Partner
- Serves on the boards of EPL, Syngene International, etc.



**Dr. Punita Kumar Sinha**, *Independent Director*

- Founder of Pacific Paradigm Advisors
- 30 years of experience in Investment Management, Financial Markets, Governance and Board experience in India and North America.

## Experienced, cycle-tested and professional management team with strong corporate governance



**Rajesh Viswanathan**, *Chief Financial Officer*

- Several years of experience in accounting, finance, strategy, planning, taxation, treasury, and investor relations
- Previously worked with Bajaj Finance, Bajaj Allianz Life Insurance, KPMG, etc.



**Anmol Gupta**, *Chief Treasury Officer*

- Several years of experience in financial operations, preparing budgets, financial reports
- Previously worked with BHW Birla Home Finance and CIMMYT-India



**Nirav Shah**, *Chief Risk Officer*

- Several years of experience in implementing risk management systems across business units & maintaining a strong integrated risk management
- Previously worked with Tata Capital Housing Finance, etc.



**R. Anil Kumar Nair**, *Chief Business Officer - Business Development*

- Master's in Business Administration from Sikkim Manipal University
- Previously worked with Onida, ICICI Bank and Aspire Home Finance Corporation<sup>1</sup>



**Haryyaksha Ghosh**, *Chief Data Officer*

- Experienced in the sectors of data science and IT
- Previously worked with Infosys Technologies, Mindwave Solutions, Network 18 Media & Investments, etc.



**Anil Jain**, *Chief Credit & Operations Officer*

- Nearly two decades of experience in the mortgage industry, specializing in both Prime lending and Affordable Housing sectors
- Previously worked with ICICI Bank (Housing Finance), Deutsche Postbank Home Finance Limited, IndiaHomes.com, and Muthoot Homefin India Limited



**Madhur Bhatnagar**, *Chief Recovery & Collections Officer*

- Nearly 20 years of diverse experience in Sales, Credit, and Collection across various industries and products
- Previously worked with Magma Fincorp Ltd, Bajaj Auto Finance Ltd, Bharti Axa Life Insurance, Reliance Capital Ltd, and ICICI Bank Ltd.



**Sreekanth V N**, *Chief Compliance Officer*

- Several years of experience in handling all secretarial functions of the Company
- Previously worked with ICICI Bank, Firestone International, etc.



**Harshada Pathak**, *Company Secretary and Compliance Officer*

- 18 years of experience working in compliance and secretarial departments
- Previously worked with Volkswagen Finance, Mahindra & Mahindra Financial Services and Essar Investments

A pair of hands is shown holding a miniature house, symbolizing financial care and investment. The house is a two-story structure with a gabled roof, multiple windows, and a small porch. The hands are positioned as if presenting or supporting the house. The background is a light blue gradient with a red and white curved border on the right side.

**FINANCIAL  
INFORMATION**

# Consolidated Profit and Loss Statement

Particulars (INR Mn)	Q2 FY25	Q2 FY24	YoY	Q1 FY25	QoQ	H1 FY25	H1 FY24	YoY
Interest on loans	6,430.8	5,307.2		6,032.8		12,463.6	10,265.8	
Other Interest and Investment Income	351.4	332.3		367.0		718.4	757.9	
Non-Interest Income	434.0	391.5		412.4		846.4	723.2	
Net gain on DA	426.6	255.7		319.3		745.9	474.0	
<b>Total Income</b>	<b>7,642.8</b>	<b>6,286.7</b>	<b>22%</b>	<b>7,131.5</b>	<b>7%</b>	<b>14,774.3</b>	<b>12,220.9</b>	<b>21%</b>
Finance costs	2,851.8	2,386.2		2,770.1		5,621.9	4,739.7	
<b>Net interest margin</b>	<b>4,791.0</b>	<b>3,900.5</b>	<b>23%</b>	<b>4,361.4</b>	<b>10%</b>	<b>9,152.4</b>	<b>7,481.2</b>	<b>22%</b>
Operating Expenses	1,733.5	1,355.0		1,602.2		3,335.7	2,744.0	
<b>Pre-Provision Operating Profit</b>	<b>3,057.5</b>	<b>2,545.5</b>	<b>20%</b>	<b>2,759.2</b>	<b>11%</b>	<b>5,816.7</b>	<b>4,737.2</b>	<b>23%</b>
Credit Costs	133.2	15.3		186.8		320.0	333.0	
<b>Profit Before Tax</b>	<b>2,924.3</b>	<b>2,530.2</b>	<b>16%</b>	<b>2,572.4</b>	<b>14%</b>	<b>5,496.7</b>	<b>4,404.2</b>	<b>25%</b>
Tax Expenses	649.2	557.2		571.0		1,220.2	968.1	
<b>Profit After Tax</b>	<b>2,275.1</b>	<b>1,973.0</b>	<b>15%</b>	<b>2,001.4</b>	<b>14%</b>	<b>4,276.5</b>	<b>3,436.1</b>	<b>24%</b>
Total Comprehensive Income	2,275.1	1,982.0	15%	2,001.4	14%	4,276.5	3,433.7	25%
<b>Earnings per equity share (Diluted)</b>	<b>5.2</b>	<b>4.9</b>		<b>4.7</b>		<b>9.9</b>	<b>8.5</b>	

# Consolidated Balance Sheet

Particulars (INRmn)	September 30 <sup>th</sup> , 2024	March 31 <sup>st</sup> , 2024
<b>Sources of Funds</b>		
Share capital	4,298	3,948
Reserves and surplus	54,424	40,550
Borrowings	1,46,093	1,39,596
Trade payables & Other Liabilities	6,007	6,837
<b>Total</b>	<b>2,10,823</b>	<b>1,90,931</b>
<b>Application of Funds</b>		
Loan Assets	1,82,528	1,69,029
Investments and Cash & Cash Equivalent	23,427	17,354
Other Financial Assets and Trade Receivables	3,181	2,851
Other Assets	1,687	1,697
<b>Total</b>	<b>2,10,823</b>	<b>1,90,931</b>
<b>Capital Adequacy Ratio (%)</b>		
Tier I	45.9%	41.2%
Tier II	0.7%	1.1%





# ANNEXURES

Particulars (INR Mn)	Sept 30 <sup>th</sup> , 2024	March 31 <sup>st</sup> , 2024	Sept 30 <sup>th</sup> , 2023
Gross Stage 1	1,75,466	1,63,054	1,46,736
% portfolio in Stage 1	95.0%	95.3%	94.7%
ECL Provision Stage 1	559	538	528
<b>ECL Provision % Stage 1</b>	<b>0.3%</b>	<b>0.3%</b>	<b>0.4%</b>
Gross Stage 2	6,812	6,189	6,072
% portfolio in Stage 2	3.7%	3.6%	3.9%
ECL Provision Stage 2	807	772	764
<b>ECL Provision % Stage 2</b>	<b>11.8%</b>	<b>12.5%</b>	<b>12.6%</b>
Gross Stage 3 a (DPD <= 90)	24	17	40
% portfolio in Stage 3 a	0.0%	0.0%	0.0%
ECL Provision Stage 3 a	6	5	9
<b>Gross Stage 3 b (DPD &gt; 90)</b>	<b>2,476</b>	<b>1,852</b>	<b>2,076</b>
% portfolio in Stage 3 b	1.3%	1.1%	1.3%
<b>ECL Provision Stage 3 b</b>	<b>878</b>	<b>766</b>	<b>798</b>
<b>ECL Provision % Stage 3</b>	<b>35.4%</b>	<b>41.3%</b>	<b>38.1%</b>
Gross Stage 1, 2 & 3	1,84,778	1,71,112	1,54,924
ECL Provision Stage 1, 2 & 3	2,250	2,081	2,099
<b>Total ECL Provision %</b>	<b>1.2%</b>	<b>1.2%</b>	<b>1.4%</b>

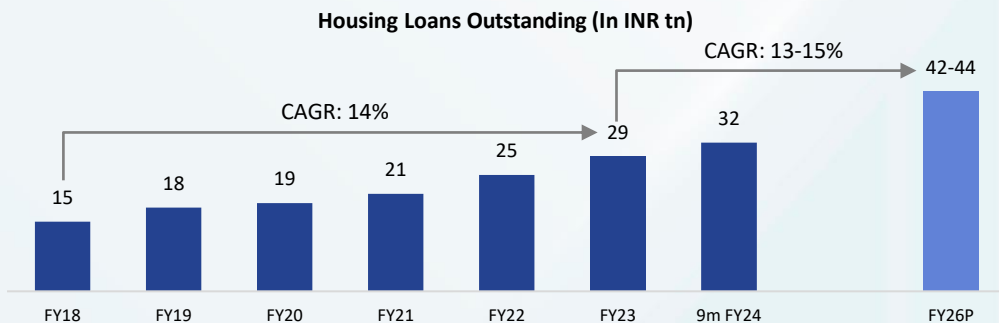
A conceptual image showing a hand holding a small model of a house. The house has a gabled roof, a chimney, and a window with a flower box. The background is a light blue gradient with a large red curved shape on the right side.

# **INDUSTRY OVERVIEW**

## **LOW INCOME HOUSING FINANCE**

- Housing finance to log a CAGR of 13-15% in the long term between FY23 and FY26
- India's mortgage penetration is lower than other economies

## Housing Finance Market<sup>1</sup>



### Key Growth Drivers

Growing disposable incomes

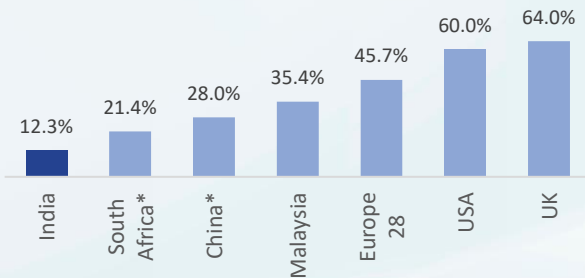
Revival in demand from lower income segment

Rising urbanization

Favorable demographics and government measures

## Low Mortgage Penetration in India

Mortgage / GDP is amongst the lowest for India<sup>2</sup>



15 key states below the national average of 12.3%

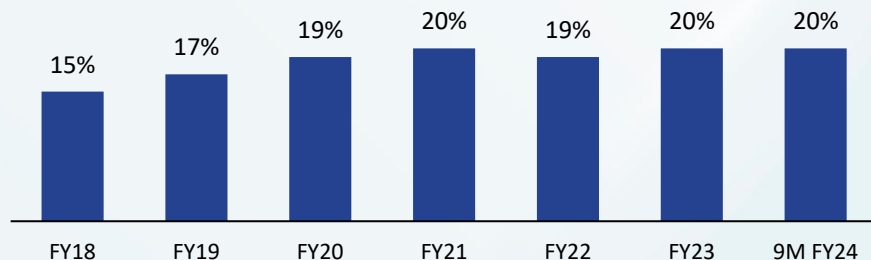


## Favourable Demand-Supply Dynamics

Immense latent potential in the housing market, driven by significant shortage

### Under-penetration of HFCs Focused on LIH ...

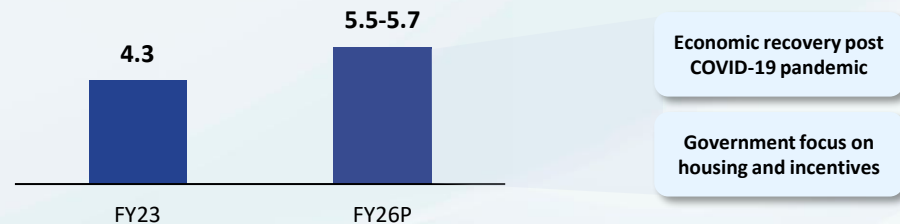
Market share of HFCs focused on low-income housing



### ...and Substantial Demand for Low Income Housing Loans...

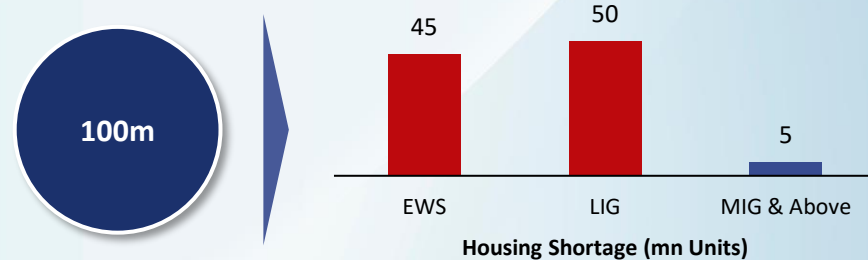
Rising demand as consumers increasingly work out of Tier 3/4 cities

INR tn



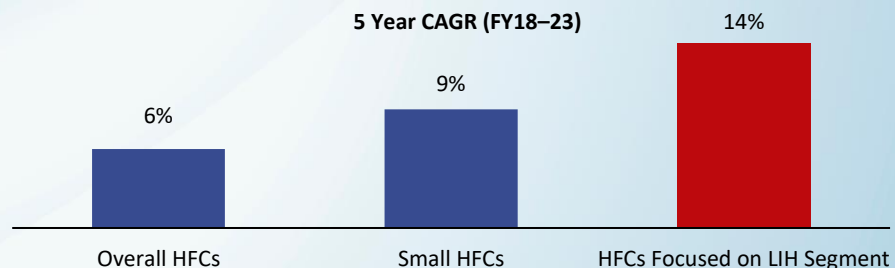
### ...Combined with Shortage of EWS & LIG Housing in India...

95% of housing shortage expected to be driven by EWS and LIG segments<sup>1</sup>



### ...and Substantial Demand for Low Income Housing Loans...

Growth of HFCs focused on LIH segment has outpaced other segments



Source: CRISIL Report; Note: 1. Report of RBI-appointed Committee on the Development of housing finance securitization market (September 2019); 2. P = Projected; EWS = Economically Weaker Sections, LIG = Low Income Group. Estimated housing shortage is for 2022, LIH = Low Income Housing.

Terminology	Definition
ALM	Asset Liability Management
AM	Aadhar Mitra
ATS	Average Ticket Size
AUM	Assets Under Company's Management
CAGR	Compounded Annual Growth Rate
CPU	Central Processing Unit
CRWAR	Capital to Risk Weighted Assets Ratio
DPD	Days Past Due
ESG	Environmental, Social and Governance
EWS	Economically Weaker Sections
RCU	Risk Containment Unit
GNPA	Gross Non Performing Assets
GST	Goods and Services Tax
HFC	Housing Finance Company
LAP	Loan Against Property
LIG	Low Income Group

Terminology	Definition
LIH	Low Income Housing
LTV	Loan to Value
NBFC	Non-Banking Financial Company
NCD	Non-Convertible Debenture
NHB	National Housing Bank
NNPA	Net Non Performing Assets
NPA	Non Performing Assets
PAT	Profit After Tax
PMAY	Pradhan Mantri Awas Yojana
PSL	Priority Sector Lending
QIB	Qualified Institutional Buyers
RERA	Real Estate (Regulation and Development) Act
RoA	Return on Asset
RoE	Return on Equity
TAT	Turnaround Time
TCS	Tata Consultancy Services Limited



**GHAR BANEGA, TOH DESH BANEGA.**

**Aadhar Housing Finance Limited**

**[www.aadharhousing.com](http://www.aadharhousing.com)**

**CIN: L66010KA1990PLC011409**

**For further information, please contact**

**Sanjay Moolchandani – Head of FP&A**

**[Sanjay.Moolchandani@aadharhousing.com](mailto:Sanjay.Moolchandani@aadharhousing.com)**

**Investor Relations – Aadhar Housing Finance Limited**

**[investorrelations@aadharhousing.com](mailto:investorrelations@aadharhousing.com)**

**Adfactors PR – Investor Relations**

**Snighter Albuquerque / Aashvi Shah**

**[Snighter.a@adfactorspr.com](mailto:Snighter.a@adfactorspr.com)**

**[Aashvi.shah@adfactorspr.com](mailto:Aashvi.shah@adfactorspr.com)**

**Thank You**