



SEC/48/2017-63

September 02, 2024

The Manager Compliance Department BSE Limited Phiroze Jeejeebhoy Tower Dalal Street Mumbai – 400 001	The Manager Compliance Department The National Stock Exchange of India Ltd. Exchange Plaza Bandra – Kurla Complex, Bandra (East) Mumbai – 400 051
Scrip Code/Symbol: 540678/COCHINSHIP	

Dear Sir/Madam,


Subject: Investor Presentation – Q1 FY25 Financial Results and Highlights

1. Please find attached herewith the presentation on the Q1 FY25 Financial results and highlights for the purpose of dissemination of information widely to the members.
2. The above is for your information and record please.

For Cochin Shipyard Limited



Cochin Shipyard Limited



आत्मनिर्भर
भारत अभियान

Investor Presentation

Contents

- Important Operational Events – Q1 FY25 Till Date
- Financial Overview
- Status of Vessels Under Construction
- Infrastructure Augmentation
- Novel & Green Initiatives
- Order Book Position

A background image of a lit sparkler with bright orange and yellow sparks flying against a dark background. A large blue rectangle is overlaid on the left side of the image, containing white text.

IMPORTANT OPERATIONAL EVENTS – Q1 FY25 TILL DATE

Highlights – Orders received

- April 2024: CSL signed Master Ship Repair Agreement with US Navy for repair of vessels;
- April 2024: UCSL secured order for 70T Bollard Pull Tug for Polestar Maritime Limited;
- May 2024: CSL secured order for Hybrid SOV from European client;
- May 2024: UCSL secured order for 3 nos. of 70T Tugs for Ocean Sparkle, an Adani Adani Harbor Services Limited company
- June 2024: UCSL secured order for 4 nos. of 6300 TDW Dry Cargo Vessels for Wilson ASA, Norway
- July 2024: HCSL secured order for 2 nos. of ASD Bollard Pull Tugs for Industrial Handling Pvt Ltd.

Highlights – Vessels Delivered

- April/ July/ August 2024 – Delivered three nos. of Electric Hybrid 100 Pax Water Metro boats to Kochi Metro.
- May 2024 – UCSL delivered 70T Bollard Pull Tug – ‘Konna Star’ built for Polestar Maritime Limited.

Highlights – Major Events

- April 2024: Keel laying of 1 new 3800 DWT Cargo vessel for Wilson Shipowning at UCSL
- May/July 2024: Keel laying of 3 Hybrid Electric Catamaran Passenger vessels for IWAI at HCSL
- July 2024: UCSL launched the 70T Bollard Pull Tug 'MOGRA STAR' for Polestar Maritime
- August 2024: Commenced commercial operations at International Ship Repair Facility (ISRF), docked 'IHS Parali' of Lakshadweep Administration

A background image of a lit sparkler with bright orange and yellow sparks flying against a dark blue background. A large, solid blue rectangle is overlaid on the left side of the image, containing the text.

FINANCIAL OVERVIEW

FINANCIAL HIGHLIGHTS

Rs Crs

Particulars	Standalone					Consolidated	
	FY 25 Q1	FY 24 Q1	QoQ %	FY 24 Q4	FY 24	FY 25 Q1	FY 24
Turnover (Rs Crs)	709.84	444.14	60%	1,225.49	3,645.28	771.47	3,830.45
Profit Before Tax (Rs Crs)	242.15	145.12	67%	345.48	1,093.62	235.82	1,070.94
Profit After Tax (Rs Crs)	180.85	109.41	65%	264.67	813.10	174.24	783.28
EPS (Rs)	6.87	4.16	65%	10.06	30.91	6.62	29.77
PAT Margins (%)	25%	25%	0%	22%	22%	23%	20%
EBIDTA	262.51	166.30	58%	365.57	1,182.10	261.37	1,178.76
*EBITDA (%)	37%	37%	0%	30%	32%	34%	31%

*Including other income

REVENUE MIX

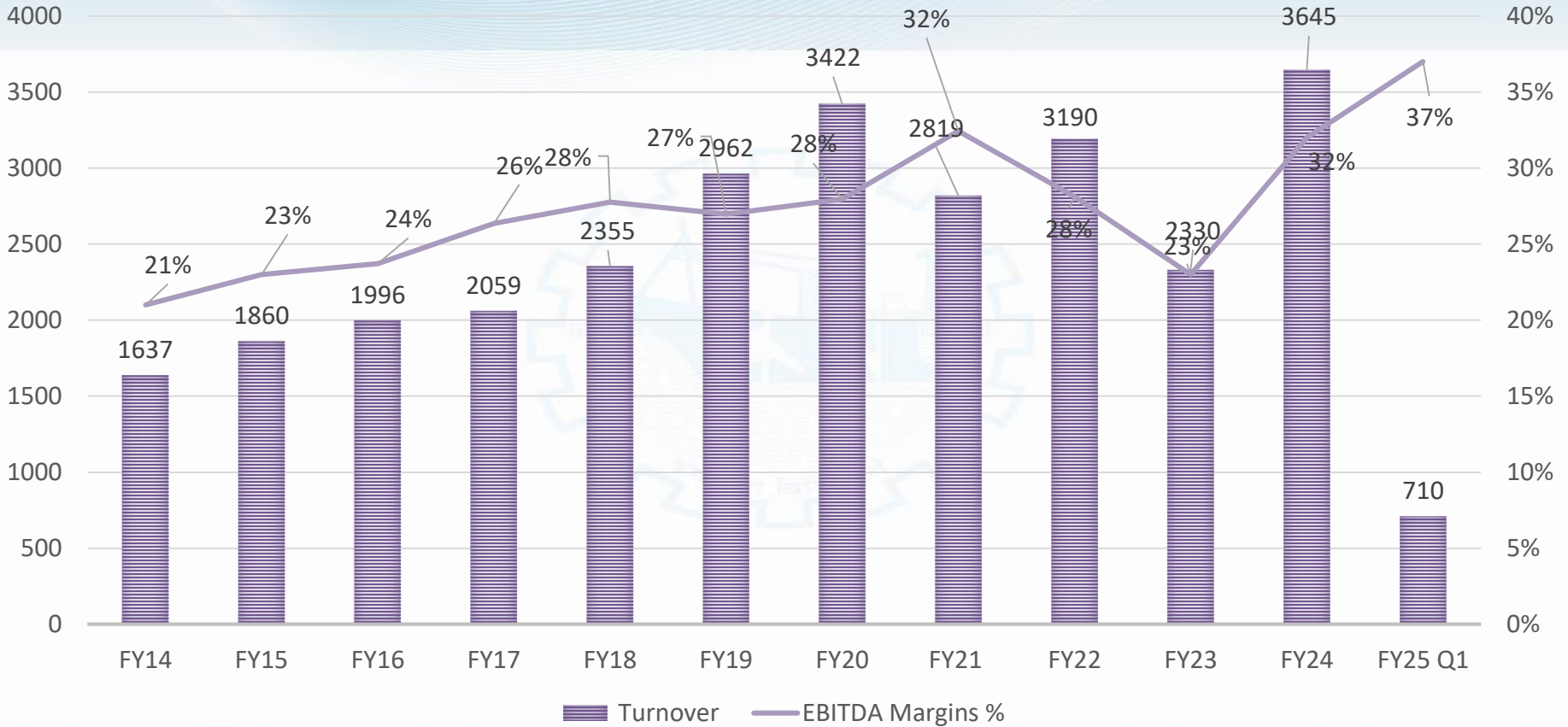
Rs Crs

Particulars	Standalone					Consolidated	
	FY 25 Q1	FY 24 Q1	QoQ %	FY 24 Q4	FY 24	FY 25 Q1	FY 24
Shipbuilding	465.07	293.87	58%	924.60	2,638.91	526.70	2,824.09
Ship Repair	244.78	150.28	63%	300.89	1,006.37	244.78	1,006.37
Turnover	709.84	444.14	60%	1,225.49	3,645.28	771.47	3,830.45
Other Income	80.14	84.19	-5%	79.38	307.38	84.01	310.18
Total Income	789.99	528.34	50%	1,304.87	3,952.66	855.48	4,140.64

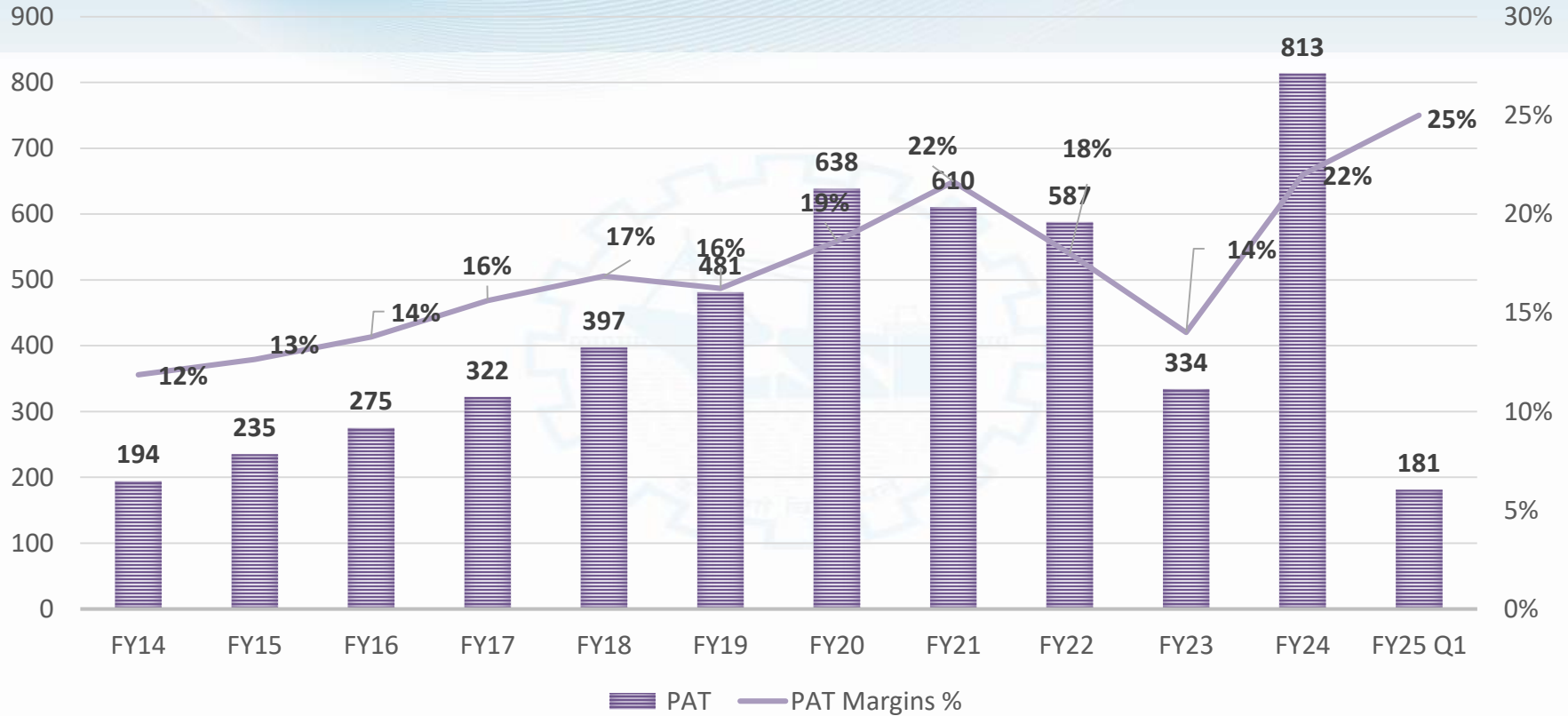
KEY FINANCIAL PARAMETERS

Particulars	Standalone		Consolidated	
	FY 25 Q1	FY 24	FY 25 Q1	FY 24
Net worth (Rs Crs)	5210.97	5025.87	5185.38	5003.34
Book value / share (Rs)	198.07	191.04	197.10	190.18
Net Debt (Rs Crs)	23.52	23.02	23.52	23.02

Turnover (Rs Crs) & EBITDA Margins(%)



Profit After Tax (Rs Cr.) & PAT Margins (%)



Return efficiencies - Net worth (Rs. Crs), RoE (%)



A background image of a lit sparkler with bright orange and yellow sparks flying against a dark blue background. A large, solid blue rectangle is overlaid on the left side of the image, containing the title text.

STATUS OF VESSELS UNDER CONSTRUCTION

Status of vessels under construction

ASW SWC
Corvette for Indian
Navy

BY 523-530: 8 vessels

BY 523-525: Vessel No.1,2 & 3 :- Launched on 30 Nov'23, Machinery outfitting under progress

BY 526-527: Vessel No.4 & 5 :- Keel laid on 08 Dec'23, Launching planned in Sep 24

BY 528-530: Vessel No.6,7 & 8 :- Advanced stage of block fabrication

Hybrid Electric
Catamaran Hull
Vessels for KMRL

BY 123-145: 23 vessels

15 vessels delivered, 8 vessels under various stages of construction

Planned to complete by Oct'24

Status of vessels under construction

7K Multipurpose
Vessel for
European
Clients

SH 29-36: 8 vessels

SH 29 & 30 : Vessel 1& 2 :- Hull block erection and outfitting under progress, Launching Planned in Sep 24

Keel laid for all vessels

SH 31-36 : Vessel 3 to 8 :- Under various stages of construction

Commissioning
Service Operation
Vessels

BY 151-152: 2 vessels

Plate cutting done on 01 Sep'23 - Block Fabrication in progress

Status of vessels under construction

12000 Cu. M.
Trailer Suction
Hopper Dredger

SH 37: 1 vessel

Plate cutting done on 11 Dec'23 – Block Fabrication in progress, Keel lay planned in Sep 24

Hydrogen Fuel
Cell Vessel

Pilot Project. BY150: 1 vessel

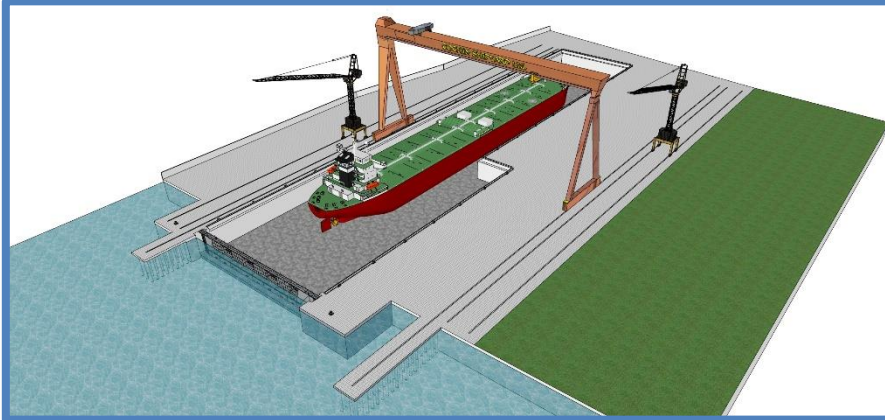
Trials Completed, Vessel currently in Varanasi

A background image of a lit sparkler with bright orange and yellow sparks flying against a dark blue background. A large blue rectangle is overlaid on the left side of the image.

INFRASTRUCTURE AUGMENTATION

New Dry Dock Project

- Dock Size: 310m x 75/60m x 13m (Stepped Dry Dock)
- Design Life: 100 Years
- Draught of vessel – upto 9.5 m
- 600 T , 75 T and 40T Cranes
- Largest dry dock in India
- Suitable for LNG vessels, Aircraft Carriers, Jack-up Rigs, Drill ships, Large Tankers & Merchant vessels.



Installation & commissioning of 600T Gantry Crane is progressing. The New Dry Dock is expected to be fully operational after completion of above work by 31 Oct 2024.



Total Project Cost	Rs. 1,799.00 Cr.
Expenditure incurred till date	Rs. 1,344.59 Cr.

Civil works such as dock floor, dock wall, caisson gate, pump house, sub-stations etc. are fully completed and the New Dry Dock was inaugurated by the Hon'ble Prime Minister on January 17, 2024.

New Dry Dock Project



Recent Snapshots of New Dry Dock

International Ship Repair Facility (ISRF) Project

Land Area	Marine area
16.254 ha	16.15 ha.
<ul style="list-style-type: none">➤ Shiplift - 130 m LOA x 25 m Beam, Capacity:- 6000 T➤ Transfer System➤ 06 Work stations➤ 1.25 Km Berth➤ Floating gate➤ 4 nos. Cranes	
Project Cost:	Rs. 970 Crs.
Expenditure incurred till date	Rs. 797.45 Cr.
Shiplift system, 2 workstations & afloat repair berths etc. is fully completed and the project was inaugurated by the Hon'ble Prime Minister on January 17, 2024.	
ISRF was operationalized on 12 Aug 2024 by docking HSC PARALI.	



International Ship Repair Facility (ISRF) Project




A background image of a sparkler with bright orange and yellow sparks flying against a dark blue background. A large blue rectangle is overlaid on the left side of the image, containing the text.

NOVEL & GREEN INITIATIVES

Zero emission Green Vessels

H₂ Fuel Cell Vessel Pilot Project by CSL



- 100 Passenger Ferry Boat
- Fully Indigenised 'Home Grown Technology'
- 2 x 25 kWh H₂ Fuel Cell, 6 kWh Solar Plant
- Trials completed and sailed off from CSL to Varanasi on May 18, 2024.

Electric Catamaran Ferry 8 Nos contracted by IWA



- 2 No. of vessels delivered to IWA
- Air conditioned passenger area for 50 pax
- Design Speed – 9 Knots
- Fast Charging LTO Battery of ~ 120 kWh
- Target Completion : **Dec 2023 – Nov 2024**



Review and Recommending Agencies



- Rs 50 Crores initial corpus
- Three types of funding
 - ❑ Seed Fund Scheme - Upto 50 L per start-up
 - ❑ Pilot Grant Scheme - Upto 100 L per start-up
 - ❑ Equity Investment

SWAYAT



- Fully indigenous, IRS class approved scalable solution catering commercial and defence use cases
- 'Made in India & Made for the World'

A background image of a lit sparkler with bright orange and yellow sparks flying against a dark blue background. A solid blue rectangular box is overlaid on the left side of the image.

ORDER BOOK POSITION

Order Book Position – Rs. 22,500 Crs. (Approx.)

{ Healthy – Clear Visibility on Revenue }

(Rs. Crore)

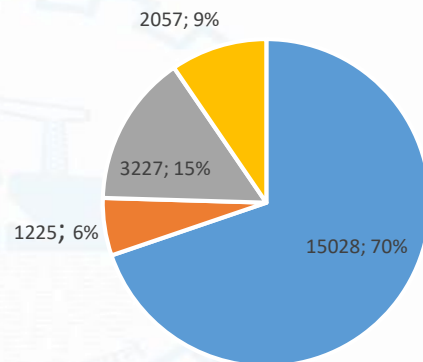
Sl. No.	Project Category	No. of Vessels	Order Value*
1.	Defence	15	15,028
2.	Commercial - Domestic	18	1,225
3.	Commercial - Export	14	3,277
TOTAL		47	19,530

Sl. No.	Name of the Subsidiary	Order Value*
1.	Hooghly Cochin Shipyard Limited (HCSL)	157
2.	Udupi Cochin Shipyard Limited (UCSL)	1,900
Total		2,057

Ship Repair Orders – Rs. 1,000 Crs. (Approx)

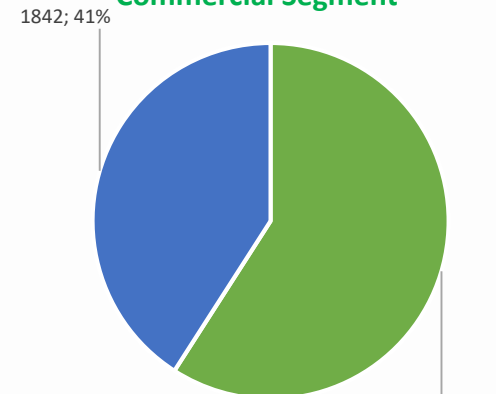
*The order value given in the above tables is the balance amount of orders to be recognised.

Total Order Book Position



■ Defence
■ Commercial - Domestic
■ Commercial - Export
■ Subsidiaries

Green compliment Commercial Segment



■ Green Vessels
■ Conventional Vessels

Shipbuilding Order Pipeline/Possibilities – Rs. 7,820 Crs. (Approx.)

Commercial – Export

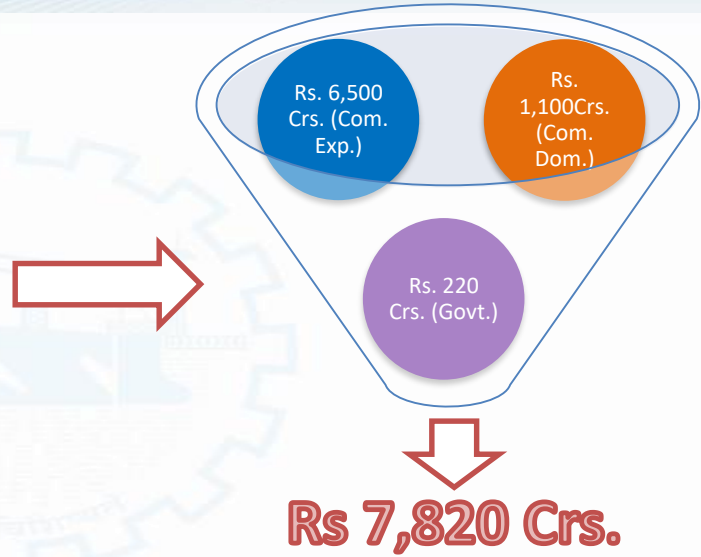
Sl. No.	Project	Approx. Order Value (Rs. Crs.)
1.	Vessels to foreign clients	6,500

Commercial – Domestic

Sl. No.	Project	Approx. Order Value (Rs. Crs.)
1.	Vessels for Domestic clients	1,100

Govt. / RFP Stage

Sl. No.	Project	Approx. Order Value (Rs. Crs.)
1.	Govt Projects	220



Other project proposals - RFI/Mid Stage
Rs. 30,000 Crs.



THANK YOU