

July 16, 2024

The Manager - Listing
National Stock Exchange of India Ltd.
Exchange Plaza, 5th Floor, Plot No. C/1, G Block
Bandra-Kurla Complex, Bandra (E),
Mumbai - 400051

The Manager - Listing
BSE Limited
Corporate Relationship Dept., 1st Floor, New Trading Ring
Rotunda Building, P J Towers, Dalal Street, Fort,
Mumbai - 400001

Dear Sir,

Sub: Annual Report for the Financial Year ended March 31, 2024
Ref: Scrip Code - BSE: 506820 / NSE: ASTRAZEN

Pursuant to Regulation 34(1) of the SEBI (Listing Obligations & Disclosure Requirements) Regulations, 2015, please find enclosed the Annual Report of the Company for the financial year ended March 31, 2024 along with the Notice of the Annual General Meeting of the Company scheduled to be held on Thursday, August 8, 2024 at 3.00 p.m. (IST) through Video Conferencing (VC)/ Other Audio Visual Means (OAVM).

The Annual Report is being sent to the members who have registered their email ID with the Company/ Depositories. The Annual Report is also available on the website of the Company at www.astrazeneca.com/india.

This is for your kind information and records.

Thanking you,

For AstraZeneca Pharma India Limited

Manasa. R
Company Secretary

Encl: as above

AstraZeneca Pharma India Limited
Annual Report 2023-2024

AstraZeneca 



Science can...



45
YEARS OF
AstraZeneca 



Across the pages

Page
10

**Science and
Innovation**

Page
12

**Growth and Therapy
Area Leadership**

Page
18

**People and
Sustainability**



As the world undergoes constant evolution, AstraZeneca Pharma India Limited (AstraZeneca) is constantly redefining the standard of care by offering life-enhancing and life-saving treatments. We are committed to transforming outcomes for our patients, increasing access to healthcare and making healthcare systems more resilient, while growing the success of our Company.

Pushing the boundaries of science, the Company is continuously transforming healthcare with its unwavering dedication to scientific excellence. AstraZeneca's success stems from its focus on research and development, investing significantly to drive groundbreaking discoveries and reimagine the future of medicine.

02	Managing Director's Statement
04	Chief Financial Officer & Director's Statement
06	About Us
08	Milestones
10	Science and Innovation
12	Growth and Therapy Area Leadership
18	People and Sustainability
22	Awards
23	Corporate Information
<hr/>	
24	Notice
34	Board's Report
53	Management Discussion and Analysis Report
61	Report on Corporate Governance
83	Business Responsibility and Sustainability Report
112	Independent Auditor's Report
124	Balance Sheet
125	Statement of Profit and Loss
126	Statement of Changes in Equity
127	Statement of Cash Flows
129	Notes to the Financial Statements
177	10 Year Summary

As a leading pharmaceutical company, AstraZeneca is leveraging its scientific expertise to provide accessible and effective treatment for its patients globally. Collaborating with experts worldwide, the Company tackles the most pressing medical challenges across diverse therapeutic areas. In oncology, the Company has made remarkable strides, developing innovative treatments that target the underlying mechanisms of cancer.

As the burden of disease grows and the population ages, we believe that science is key to helping unlock the answers to healthcare challenges.

With a relentless pursuit of innovative solutions and dedication to improving global health, AstraZeneca shapes the future of medicine, forging a path towards a healthier and brighter world for all.

AstraZeneca's spirit of bringing science-led innovations for one and all extends beyond medicine as it actively engages in sustainability and ethical practices. By aligning its operations with social responsibility, the Company ensures its scientific advancements create a sustainable and equitable future.



Managing Director's Statement



Transforming the future of healthcare with a purpose and by unlocking the power of what science can do for people, society and planet

Dear Shareholders,
At the outset, a heartfelt thank you for your support to AstraZeneca Pharma India Ltd. over the past year.

Let me begin by sharing a journey that is very close to all of us as an organisation in India. FY 2023-24 was a transformative year for AstraZeneca, during which we Re-imagined the way we worked and delivered success. We achieved robust growth and successfully

implemented our strategy of Growth Through Innovation. Our leading pipeline and numerous approvals for innovative medicines demonstrate our commitment to benefiting people, society, and the planet.

A Purpose Driven Organisation

At AstraZeneca India, we are dedicated to transforming healthcare by unlocking the power of science. Our commitment to innovation is evident in the progress of our pipeline, with nine new medicines and indication approvals received last year. This positions us optimally to bring innovative therapies faster and closer to patients in India. Supported by various states, peers, and industry stakeholders, we strive to ensure no patient is left behind in the therapy areas we serve. Our dedication extends to sustainably contributing to the well-being of people, society, and the planet.

Continued Growth in our Therapy Areas

The financial year 2023-24 has been marked by continued strong performance and the successful execution of our Growth Through Innovation strategy. Our entity achieved a remarkable growth of 29%, reaching ₹1,330 crore. This includes ₹ 90 crore from the sale of services to related parties and ₹35 crore from other income. Our pharmaceutical product sales saw a strong increase of 28% reaching ₹1,205 crore. In our key therapy areas, we experienced significant revenue growth: Oncology increased by 43%, Respiratory & Immunology rose by 24%, Cardiovascular, Renal & Metabolism grew by 8%.

This exceptional performance reflects the trust and confidence placed in us by the healthcare ecosystem in India.



Becoming the Partner of Choice

As a science-led biopharmaceutical company, we at AstraZeneca are trusted and valued for consistently pushing the boundaries of science to deliver life-changing medicines. India's healthcare sector is transitioning towards collaboration, breaking silos between pharma companies, academia, healthcare providers, and research institutions.

This collective approach is crucial for improving patient outcomes, driving innovation, and speeding up the delivery of new treatments. Our India Innovation Hub under the A.Catalyst Network exemplifies this commitment, connecting AstraZeneca with collaborators to address healthcare challenges.

We are committed to creating healthier societies by building strategic alliances and collaborating with partners to tackle major health challenges. Our goal is to co-create tailored healthcare solutions and improve access to care by identifying barriers and providing more people with equitable access to healthcare.

For instance, we have collaborated with Qure.ai, an organisation developing deep learning algorithms for radiology image interpretation for lung cancer. With the support of the Karnataka government, we have successfully deployed this solution in 19 district hospitals across the state, enabling doctors to screen patients for lung cancer through X-rays and ensuring that at-risk patients gain access to necessary therapies much faster. Recently, we signed an MoU with the State Government of Goa to accelerate lung cancer detection, emphasising early detection and intervention in combating lung diseases.

We have also formed strategic partnerships to enhance access and make healthcare more equitable. In oncology, we signed an MoU with Rajiv Gandhi Cancer Institute and Research Centre (RGCI&RC), Delhi, to establish a centre of excellence for subsidised, high-quality Next-Generation Sequencing (NGS) molecular panel testing for individuals diagnosed with lung cancer.

Additionally, we partnered with Roche Diagnostics India to enhance diagnostics for breast cancer patients, focusing on streamlining HER2 diagnostics with advancements in the field.

In respiratory care, we have established centres of excellence across India to standardise the management of severe asthma patients. Notable facilities at Bramha Kumaris Hospital in Mumbai and Manipal Hospital in Goa aim to redefine the diagnosis and treatment of severe asthma. Furthermore, we entered an exclusive partnership with Mankind Pharma for the distribution of AstraZeneca's Symbicort (budesonide and formoterol fumarate dihydrate), an inhaled corticosteroid (ICS) and long-acting beta-agonist (LABA) combination, in India. This partnership aims to accelerate access and maximise the potential of our asthma drug and the Turbuhaler, an efficient device for consistently delivering a higher proportion of respirable particles.

We are dedicated to bringing innovative medicines to India quickly and strategically improving access across the country. I am delighted to share the progress of our business with you. AstraZeneca's values of 'Putting Patients First & Doing the Right Thing' have driven our growth across our focused therapy areas.

People, Society and the Planet

Our achievements are a direct result of the skills and capabilities of our people. I am delighted to share that 89% of our workforce believes we are a great place to work. We are committed to creating an inclusive environment and offer continuous learning and development opportunities.

We offer cross-country immersion roles to help our people develop cross-cultural leadership and build global networks. Our recognition as a Great Place To Work® for six consecutive years is a testament to our engaged and motivated workforce. We rank highly among inclusive and best companies for women.

Sustainability is fundamental to building a healthy future for the people, society, and the planet. By using a science-led approach and acting with integrity, we are transforming healthcare and making a positive impact. Sustainability is embedded into everything we do, from the lab to the patient.

Our greatest contribution to human health remains our medicines and ensuring a future where people have access to affordable, sustainable healthcare. We are advancing a health equity strategy to enable more equitable global health outcomes.

In Closing

I extend my gratitude to all the teams at AstraZeneca for contributing to our success in FY 2023-24 and for the impact we have created for people, society, and the planet. It is a great time to bring innovative drugs to India, and we are committed to harnessing the power of science to deliver life-changing medicines to ensure no patient is left behind!

Dr. Sanjeev Panchal

Managing Director

Chief Financial Officer & Director's Statement



Strong growth performance with a purpose-led approach

Dear Shareholders,

I am delighted to address you all as the CFO and Director of AstraZeneca Pharma India Limited. As the new CFO, it is my honour to summarise our progress and journey in FY 2023-24 towards our purpose in India.

₹1,330 Crore
Total revenue
in FY 2023-24

Reflecting on the last fiscal year, I am pleased to present our financial achievements and strategic progress at AstraZeneca. This year has been marked by remarkable milestones and transformative initiatives that underscore our commitment to redefining healthcare in India through innovation, resilience, and collaboration.

Financial Performance

AstraZeneca achieved robust financial results, particularly in the face of a dynamic and challenging economic landscape. The successful new launches and the expansion of the existing portfolio have evidently contributed to revenue growth. Additionally, the implementation of strategic decisions and operational efficiencies has further strengthened the Company's financial position, ensuring sustained growth and profitability.

Your Company achieved total revenue of ₹1,330 crore, marking an impressive 29% growth. Revenue from operations for the FY 2023-24 stood at ₹1,295 crore, also reflecting a substantial 29% increase. The notable growth in Profit Before Tax (PBT) of 64% and the significant increase in Earnings Per Share (EPS) of 63% are clear indicators of the Company's successful financial performance and its ability to generate value for shareholders.



29%

Growth in total revenue
in FY 2023-24

63%

Growth in EPS
in FY 2023-24

AstraZeneca achieved robust financial results, particularly in the face of a dynamic and challenging economic landscape. The successful new launches and the expansion of the existing portfolio have evidently contributed to revenue growth.

These results demonstrate the effectiveness of the Company's strategies and the positive impact of its operational and financial initiatives. Further the Company has been able to maintain mid double digit PBT margin, thereby creating value for the shareholders.

This strong full-year performance is a testament to our focus on being a specialist organisation with strong operational execution. It underscores our relentless pursuit of identifying and capitalising on opportunities in a dynamic environment, achieving financial excellence in a sustainable and strategic manner.

Commitment to Sustainability

Our commitment to sustainability remains at the core of our business strategy. We have made significant strides in reducing our environmental footprint and promoting sustainable practices. Our efforts in this domain are aligned with our global sustainability goals, reflecting our responsibility towards the people, society, and the planet.

Outlook

Inspired by our purpose and values, we are transforming the future of healthcare by unlocking the power of what science can do – for the people, society, and the planet. In FY 2024-25, AstraZeneca will continue to strive towards its ambition to be pioneers in science, lead in specialist disease areas, and transform patient outcomes. The Company remains committed to making novel therapies available to patients in India, putting innovation and sustainability at the heart of its operations.

Looking ahead, we remain committed in our mission to transform the future of healthcare. Our strategic focus will continue to be on innovation, operational excellence, and collaboration. We

are confident that our efforts will yield even greater advancements in patient care and contribute to the overall well-being of our communities.

I would like to extend my sincere gratitude to our dedicated employees, partners, and stakeholders for their unwavering support and commitment. Your contributions have been instrumental in our achievements, and together, we will continue to drive positive change in the healthcare landscape.

In conclusion, AstraZeneca is poised for continued success as we navigate the evolving healthcare environment with resilience and agility. We are committed to delivering life-changing medicines and fostering a healthier future for all.

Thank you for your trust and support.

Bhavana Agrawal

Chief Financial Officer & Director

About us

AstraZeneca at a glance

Inspired by our values and the power of science, AstraZeneca is dedicated to accelerating the delivery of life-changing medicines that create enduring value for patients, society, and our shareholders. **As one of the most diverse and fastest-growing countries in the Asia Area, AstraZeneca India plays a pivotal role in our global mission.**

We are committed to operating sustainably, acknowledging the interconnection between business growth, societal needs and planetary limitations. Our approach ensures that our business practices not only drive innovation and growth but also contributes positively to the communities we serve and the environment.

Our Purpose

At AstraZeneca, we push the boundaries of science to deliver life-changing medicines. Our purpose is to accelerate the delivery of treatments that create enduring value for patients, society, the planet, and our shareholders.

Our Values

Our Values determine how we work together and the behaviours that drive our success. They guide our decision making and define our beliefs.



**We follow
the science**



**We put
patients first**



We play to win



**We are
entrepreneurial**



**We do the right
thing**

Strategy Pillars



Science &
Innovation



Growth &
Therapy Area
Leadership



People and
Sustainability


Our Presence and Commitment

Established in 1979, AstraZeneca headquartered in Bengaluru, boasts over 900 employees across the country. We are a global pharmaceutical business with a science-led and patient-focused value proposition committed to excellence in the research, development, manufacturing, and commercialisation of prescription medicines.

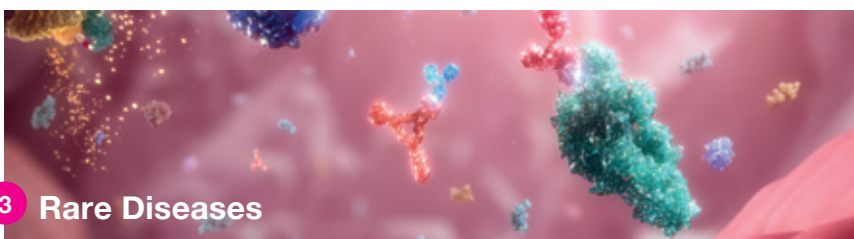
We are also committed to operating sustainably, recognising the interconnection between business growth, the needs of society, and the limitations of our planet. We invest resources to create financial and non-financial value that benefits patients, society, the planet, and our business.



1 **BioPharmaceuticals**



2 **Oncology**



3 **Rare Diseases**

These areas are integral to our Growth Through Innovation strategy and our long-term commercial success.

Our Growth Through Innovation strategy is based on AstraZeneca being:

Science and innovation-led

Focused on our chosen therapy areas: Oncology; BioPharmaceuticals (comprising Cardiovascular, Renal & Metabolism (CVRM), Respiratory & Immunology (R&I) and Rare Disease

Patient-focused with a diversified portfolio spanning primary care, specialty care, and rare diseases

Globally strong with a balanced presence across regions

Committed to people, society, and the planet

Milestones

Living our values to create milestones

Our journey has been marked by a deep understanding of the unique healthcare needs of the Indian population and a steadfast dedication to addressing these needs through cutting-edge research and high-quality medicines. Over the decades, we have focused on creating genuine innovative treatments and improving access to them. In this way, we deliver the greatest benefit to patients, healthcare systems, and societies globally.



1979

Formation of Astra-IDL, promoted by Astra Pharmaceuticals AB Sweden and IDL Chemicals Limited Hyderabad.

1982

- Astra-IDL listed on the Bombay Stock Exchange (BSE) – 5.6 times oversubscription.
- Foundation stone of the Yelahanka site laid by the Prime Minister of Sweden.

1988

Started maternal health product division.



1989

Launched Restomycin, Bromenyl, Febrafen and Prostin.



1998

Astra IDL touched its first ₹100 crore mark with a revenue of ₹102.47 crore.



2001

- AstraZeneca announced it had completed a transaction to buy a controlling stake in the joint venture company Astra-IDL and renamed it AstraZeneca Pharma India Ltd.
- Introduction of Seloken XL. Partnership with Bristol-Myers Squibb (BMS).



2010

Launch of Young Health Programme (YHP) in India.

2011

AstraZeneca crosses ₹500 crore turnover mark.



2014

- Move of commercial operations and clinical operations to Manyata Embassy Business Park.
- Launch of new tablet production facility.

2018

Launch of the first Metabolic Centre of Excellence.



2019

40th anniversary of AstraZeneca and launch of India- Sweden Healthcare Innovation Centre.



2021

AstraZeneca global's COVID-19 vaccine saved more than six million lives worldwide. Approximately 3 billion vaccine doses supplied worldwide, with significant contributions to low-and middle-income countries.

2023

- Launched our India Bold Ambition aligning with our Growth Through Innovation Strategy.
- Signed MoU with Roche Diagnostics India to improve diagnostics for breast cancer patients.
- Launched the global AZ Forest initiative in India in the state of Meghalaya.
- Expanded portfolio with Rare Disease BU with the launch of Selumetinib.

2024

- MoU with Government of Goa to accelerate the detection of lung cancer in the state.



- AstraZeneca celebrates 45 years in India. Continued focus on accelerating the delivery of life-changing medicines and operating sustainably.



- MoU with Government of Karnataka to deploy Artificial Intelligence (AI) based Lung Cancer screening technology in 19 district hospitals.



Science & Innovation

At AstraZeneca, our commitment to science and innovation drives us to develop next generation of therapeutics through a variety of advanced drug modalities.



Our key focus areas include

Creating the next generation of therapeutics using an array of drug modalities, such as advanced biologics, genomic medicines, and nucleotide-based and cell therapies

Leading in the convergence of science, data and technology

Advancing our pipeline

Advancing science for improving lives





How we progressed in FY 2023-24



Approvals

In FY 2023-24, we achieved several significant regulatory approvals, demonstrating our commitment to bringing innovative therapies to patients:

Trastuzumab deruxtecan: Dual indication for the treatment of HER2-low breast cancer and HER2-positive gastric/gastro-esophageal cancer

Andexanet Alfa: For critical bleeding conditions associated with the use of novel anticoagulants (Factor Xa inhibitors, such as Apixaban and Rivaroxaban)

Triple combination - Budesonide (160 mcg), Glycopyrronium (7.2 mcg), and Formoterol Fumarate Dihydrate (5 mcg): For pressurised inhalation suspension for the effective maintenance treatment to relieve symptoms and for prevention of exacerbations in adult patients with chronic obstructive pulmonary disease (COPD)

Palivizumab: Preventive therapy for Respiratory Syncytial Virus (RSV)

Dapagliflozin: Additional indication approval for the treatment of heart failure in adults

Tremelimumab in combination with Durvalumab: For the treatment of patients with unresectable hepatocellular carcinoma (uHCC)

Trastuzumab deruxtecan: For the treatment of select HER2-positive breast cancer, subsequently launched in January 2024

Selumetinib: Entry into rare disease therapy in India for the treatment of Neurofibromatosis type 1 (NF1) in patients who have symptomatic, inoperable plexiform neurofibromas (PN)



Clinical Trials

We are at the forefront of clinical innovation, designing and delivering patient-centric clinical trials. Our approach optimises the use of data, digital tools and AI to enhance patient outcomes. In FY 2023-24, we conducted 64 studies across 288 clinical sites in India, showcasing our extensive research efforts.

Marquee Programmes

PHARMASTEER: This event promises to highlight the latest advancements and breakthroughs in the pharmaceutical industry. Featuring insights from AstraZeneca's internal luminaries, thought leaders, and faculties from Seth GS Medical College and KEM Hospital Mumbai, PHARMASTEER will encompass keynote addresses, interactive dialogues, and previews of cutting-edge technologies poised to revolutionise healthcare.

#ScienceED: This initiative empowers all AstraZeneca India employees with unparalleled scientific acumen. #ScienceED includes engaging scientific talks, valuable resources, and opportunities to delve deeper into the science behind our innovative molecules, reimagining our understanding of the science that drives our success.

Through these initiatives and programmes, we are committed to pioneering scientific advancements, transforming patient care, and supporting the medical community in their pursuit of innovative excellence.



Innovation

We are dedicated to fostering innovation and utilising strategic partnerships to provide patient-centric solutions, driving sustainable growth.

Through collaborations with cutting-edge health technology players, the Company empowers healthcare professionals (HCPs) with comprehensive, beyond-the-pill solutions, specifically targeting the holistic management of chronic conditions such as diabetes and cardiovascular diseases. These solutions have witnessed a notable increase in adoption and patient enrolment.

One such initiative is the implementation of an affordable, scalable, and sustainable AI-powered chest X-ray system for the identification of incidental pulmonary nodules, which are often precursors of lung cancers. In this endeavour, the Company has developed partnerships with Indian start-up solutions, private hospitals, and the state governments of Karnataka and Goa. This initiative helps to screen for the presence of incidental pulmonary nodules in a myriad of patients using a simple chest X-ray, which is ubiquitously present in the healthcare ecosystem.

This approach will bring a stage-shift in lung cancer detection and may provide significant treatment benefits to Indian patients. Last year, we scanned more than **325,000 patients** by deploying this solution in **31 hospitals**.

Growth & Therapy Area Leadership

We are transforming care for billions of people living with chronic diseases and delivering long-lasting immunity. Our ambition is to intervene earlier to protect vital organs, slow or reverse disease progression, and achieve remission for these often degenerative, debilitating and life-threatening conditions. By doing so, we aim to help many more people live better, healthier lives.

Sustainable science for a better tomorrow



BioPharmaceuticals Business Unit

BioPharmaceuticals is responsible for our key therapy areas of Cardiovascular, Renal & Metabolism and Respiratory & Immunology.

We are transforming care for billions of people living with chronic diseases and delivering long-lasting immunity.

Our ambition is to intervene earlier to protect vital organs, slow or reverse disease progression, and achieve remission for these often degenerative, debilitating and life-threatening conditions. So, many more people can live better, healthier lives.

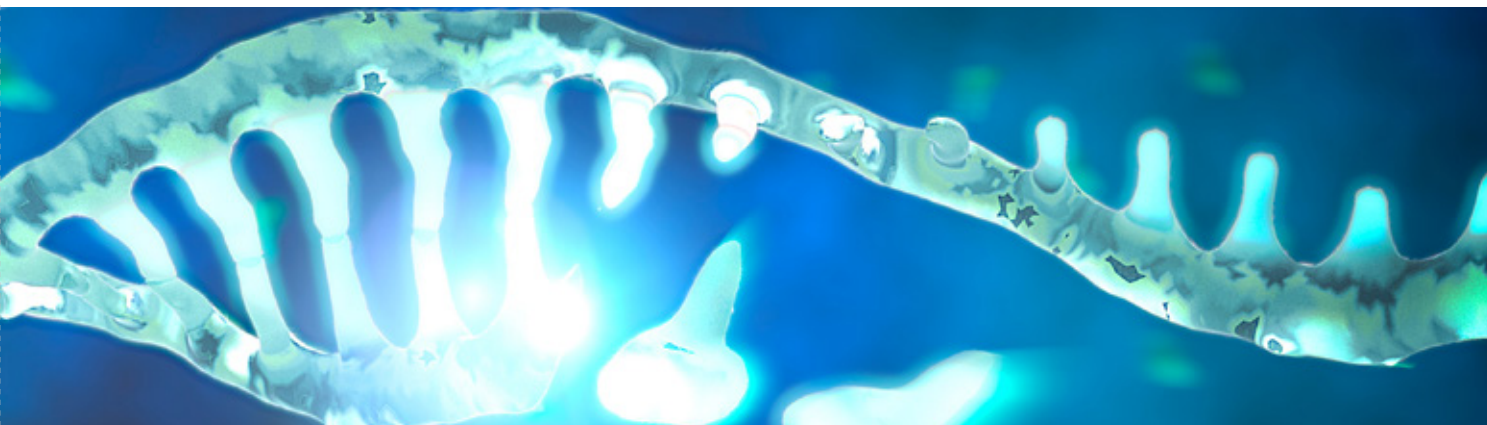
Our vision is for a future of individualised healthcare, driven and informed by science and data, and aimed at substantially improving outcomes for patients and healthcare systems worldwide.

Patient centric initiatives

Cardiovascular and Renal Metabolics (CVRM)

Project Heart Beat

Aims to facilitate early and accurate diagnosis of severe chest pain patients at the first point of medical contact through AI-enabled ECG machines and cloud-based algorithms. This ensures an accurate diagnosis within four minutes, enabling timely medical intervention or transfer to specialist cardiac hubs, thus saving the lives of critical myocardial infarction (MI) patients.



AstraZeneca has established **37 Cardiac Hubs** as Centres of Excellence, connecting over **150 remote locations**. To date, **135,000 severe chest pain patients have been screened, with 46% abnormal ECGs diagnosed and over 10,000 critical MIs identified, saving numerous lives.**

Project SEARCH

In collaboration with the Indian Society of Nephrology, AstraZeneca strengthened its efforts to screen for chronic kidney disease in at-risk T2DM and HTN patients, promoting early identification and timely action. This year, the screening programme was conducted across **1,000 centres** in India, **screening approximately 100,000 patients**. Initial reports indicate that **30% of patients** were identified with abnormal UACR. The data is under review for publication by the Indian Society of Nephrology. Awareness programmes on World Kidney Day reached **1 million viewers**.

Community Education through Social Media (#BeyondSugar, #HeartMitra):

Leveraging social media, AstraZeneca India educated the community on cardiovascular disease, diabetes, and related complications. Formal collaborations with Research Society for Study of Diabetes in India (RSSDI) and International Society of Nephrology (ISN) co-created content and live expert programmes. In the past year, #BeyondSugar and #HeartMitra

generated **600 patient education posts, reaching 80 million users, with 84 live expert sessions viewed by 4 million people.**

Heart Mitra Digital Cardiac Rehabilitation Programme:

The Digital Cardiac Rehabilitation Programme, launched by AstraZeneca's cardiac care team, aims to improve outcomes for heart failure and ACS patients. In its first year, the programme has been adopted by **600 cardiologist centres, enrolling close to 2,500 patients**. Additionally, **650 patient education programmes on 40 different topics** were conducted in FY 2023-24, enhancing patient and family awareness.

Respiratory and Immunology (R&I)

In pursuit of establishing a comprehensive ecosystem for severe asthma in India, AstraZeneca has developed Severe Asthma/Precision Clinics. The three fundamental pillars of disease management in these clinics include:

Identification of the Right Patient Profile

We utilise a standardised proforma to ensure the precise identification of patients with severe asthma.

Patient Awareness and Education

Through interactive patient modules, websites, and booklets, we aim to enhance patient understanding of severe asthma and bridge knowledge gaps.

Support for Asthma Counsellors

We have collaborated with leading institutions to upskill asthma counsellors in patient care techniques, adherence strategies, and asthma control measures.


We have established **132 precision clinics** across India, **screening over 170,000 patients** and identifying **~5,000 severe asthma patients**. Despite national data indicating that only 0.3% of asthma patients in India are identified as severe asthma patients, our clinics have identified 3%, which is ten times the national average. Additionally, **10 Centres of Excellence (COEs)** have been developed to mentor other centres in education, clinical assessment, diagnosis, patient counselling, therapy initiation, and data management related to severe asthma.



Growth & Therapy Area Leadership




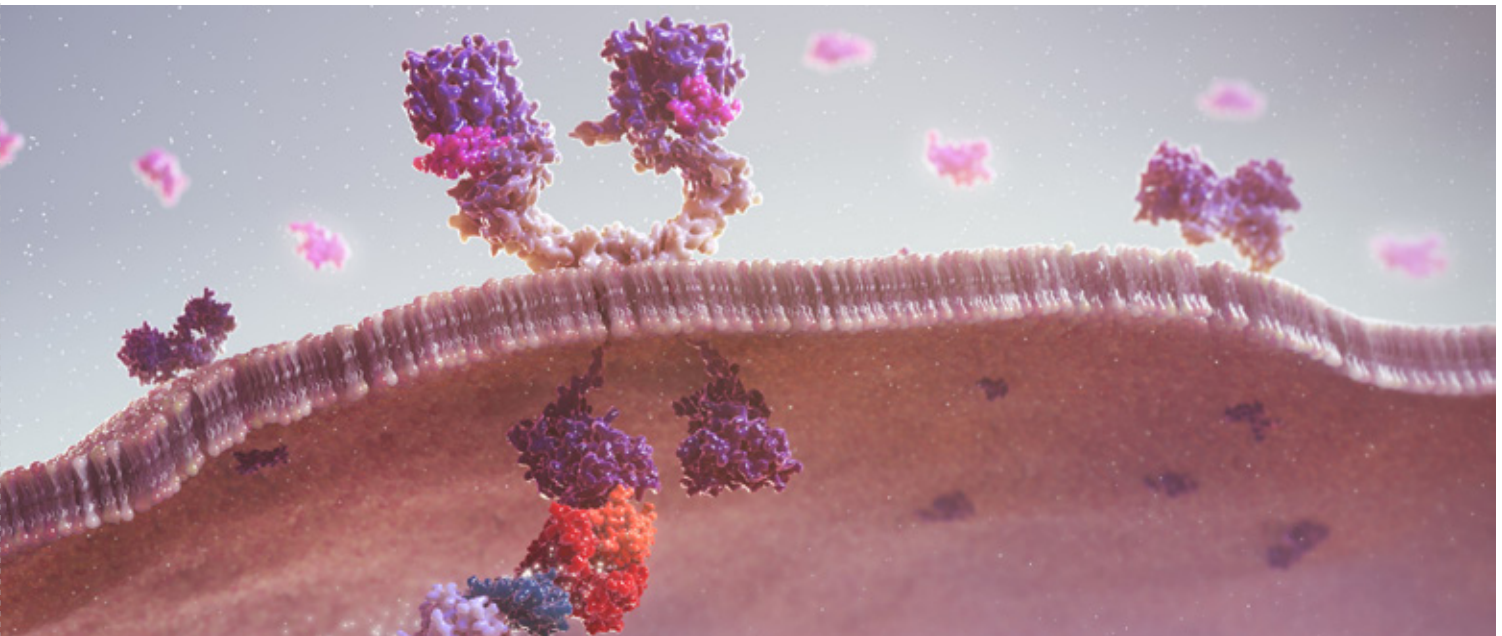
Oncology Business Unit



We are leading a revolution in oncology to redefine cancer care, with the ambition to provide cures for cancer in every form. We are following the science to understand cancer in all its complexities, enabling us to discover, develop, and deliver life-changing treatments and increase the potential for cures. It is through this relentless pursuit of innovation that we have created one of the most diverse portfolios and pipelines in the industry, encompassing molecules and modalities designed to preferentially kill cancer cells at every stage of the disease.

Despite significant advances in cancer care over recent decades, many mysteries remain unsolved. We recognise that outsmarting cancer requires a collective and collaborative approach.





From drug discovery collaborations to commercial partnerships, we are sourcing new medicines, investing in the brightest minds, and funding research across the globe, with a focus on maximising impact through shared knowledge and experience.

The Company has maintained strong performance across its key tumor areas: Lung, Breast, Gastrointestinal, Genitourinary, and Gynaecological cancers.

Empowering the Ecosystem

AAZPIRE

An industry-leading initiative fostering scientific collaboration with Tata Memorial Hospital (TMH) and Advanced Centre for Treatment, Research and Education in Cancer (ACTREC). This programme emphasises the value of research in young oncologists, aligning with our core values of following science and entrepreneurial spirit.

Manthan

In collaboration with the Indian Society of Medical and Paediatric Oncology (ISMPO), this educational programme focuses on updates in lung and breast cancer management. It serves as a platform for discussion and knowledge exchange.

Through initiatives like AAZPIRE and Manthan, we are fostering a culture of innovation and partnership-led growth, encouraging research in oncology in India.

Our emphasis on mentorship, research grants, and curated medical programmes demonstrates a holistic approach to supporting the medical community in their pursuit of excellence.



Growth & Therapy Area Leadership

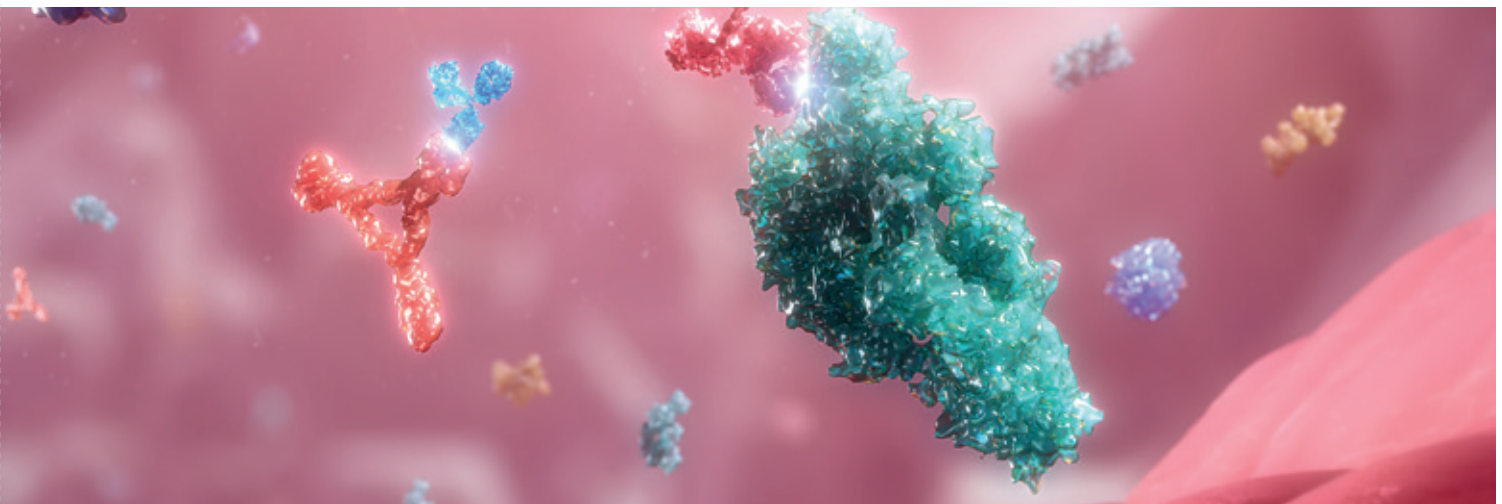


Rare Diseases Business Unit

Rare diseases affect a small percentage of the population, making diagnosis and treatment challenging due to limited medical knowledge. In India, only 4,000 rare diseases are known out of 7,000 globally defined rare disorders. The Company entered the rare disease segment in FY 2023-24, focusing on Neurofibromatosis type 1 (NF1), a genetic condition affecting 1 in every 3,000 people worldwide. 30-50% of NF1 patients develop plexiform neurofibromas (PN), tumors that vary greatly in size, shape, and growth rate.

Koselugo (Selumetinib)

Koselugo is the first medical therapy approved for paediatric symptomatic, inoperable NF1 with PN. Despite NF1 not being classified as a rare disease in India's National Policy of Rare Diseases (NPRD), AstraZeneca is dedicated to raising awareness among healthcare providers and transforming NF1 patient outcomes.



Efforts and Achievements

General Awareness and Collaboration

AstraZeneca collaborates with government stakeholders to shape policy for NF1 inclusion in NPRD and enhance financial assistance for rare disease patients.

International Expertise

We engaged international experts to connect with over 600 Indian HCPs, sharing insights on NF1 with PN management.

Advocacy and Conferences

AstraZeneca participated in major national and international conferences, advocating for NF1 recognition and policy amendments.

We conducted multi-stakeholder roundtables with NRDC members, PAGs, and HCPs to highlight the need for NF1 inclusion in NPRD.



Key Achievements

Increased Patient Reach

Our awareness efforts led to a significant increase in NF1 patient diagnoses, from **1 patient per year to 7 patients in the first three months of 2024**.

Policy Impact

Collaboration with government stakeholders and COEs contributed to NF1 being considered as a rare disease, broadening patient access.

Transforming the NF1 Ecosystem

Efforts to diagnose and treat paediatric NF1 with symptomatic inoperable PN patients with Koselugo have marked a significant step towards transforming patient lives.

By maintaining our strategic focus, AstraZeneca aims to **touch 30 paediatric NF1 with symptomatic inoperable PN patients this year**, continuing our mission to improve the lives of those affected by rare diseases through innovative medicines and supportive technologies.



People & Sustainability

We are continuing to make AstraZeneca a great place to work. We are harnessing the power of Science and Innovation in ways that positively impact communities and the environment.



Charting a sustainable roadmap



People

At AstraZeneca, our greatest asset is our people. We are committed to being a Great Place to Work, fostering a dynamic, inclusive, and high-performing culture driven by our core values and behaviours. By empowering our team to reach their full potential, we can demonstrate what science can do for people, society, and the planet.

We focus on inclusion, diversity, and learning to create a supportive environment for our employees. In FY 2023-24, 98% of our employees engaged with Degreed, our global online learning platform, underscoring our commitment to lifelong learning and skill development. Our talent development initiatives include short-term certifications, leadership development sessions, job rotations, and stretch assignments, ensuring our team is equipped to meet evolving challenges.

Our Inclusion & Diversity (I&D) mission is to create an equitable environment where everyone belongs, using our diversity as a competitive advantage.

We launched the “180° Reverse Mentoring” programme, where diverse employees mentor the Country Leadership team, fostering cross-generational and inquiry-based conversations.

This initiative, along with our focus on building a diverse leadership pipeline, is crucial for our continued growth and innovation.

Our biannual employee opinion surveys reflect our commitment to being a great workplace. In November 2023, we achieved an average score of 89% across all questions, with a 94% participation rate, demonstrating high levels of employee engagement and satisfaction.

In FY 2023-24, we received several accolades:

Great Place to Work certification – 6 times in a row.

Best Companies for Women in India (BCWI) – 6 times in a row.

We remain dedicated to providing career opportunities and investing in our employees' growth and development. Our performance development approach reflects our innovative and high-performing culture, enabling us to collectively meet our Bold Ambition.



People & Sustainability



Sustainability

Good health is the cornerstone of a sustainable future, as healthy people are the foundation of prosperous societies, strong economies, and a thriving planet. AstraZeneca is committed to strengthening health systems to meet today's and tomorrow's needs, ensuring they are resilient, equitable, and environmentally sustainable.

At AstraZeneca, sustainability means harnessing the power of science, innovation, and our global reach to build a healthy future for people, society, and the planet. We seek to create value beyond the impact of our medicines by embedding sustainability into everything we do—from the lab to the patient—and by supporting health system resilience to make sustainable healthcare accessible to all.

Our purpose of pushing the boundaries of science to deliver life-changing medicines is underpinned by our commitment to contribute sustainably

to people, society, and the planet. As a global business, we operate ethically and responsibly, tackling the biggest challenges of our time, including climate change, biodiversity loss, and global health equity. These challenges are interdependent and require collaborative solutions. By working together to find science-based answers, we believe we can drive real change and build a better future.

We envision a future where:

- Resilient health systems can respond and adapt to crises while managing ongoing health needs.
- Equitable health systems ensure everyone has the opportunity to live their healthiest life, removing barriers to early disease detection, accurate diagnosis, access to clinical trials, and high-quality therapies.
- Net zero health systems improve patient outcomes and minimise environmental impact.

Sustainability strategy

We assess the relevance of our material focus areas through continuous dialogue with our stakeholders and horizon-scanning for developments. Since 2021, our nine priority focus areas have been grouped under three interconnected strategic priority pillars:

Access to healthcare

Increasing access to life-saving treatments, promoting prevention, and strengthening global healthcare resilience and sustainability.

Environmental protection

Accelerating the delivery of net-zero healthcare, proactively managing the Company's environmental impact across all activities, and investing in nature and biodiversity.

Ethics and transparency

Ensuring ethical, open, and inclusive behaviour across all aspects of our operations.

Access to Healthcare

We aim to secure a future where all people have access to affordable, sustainable and innovative healthcare throughout the patient care pathway—from prevention, early detection, and diagnosis to the effective treatment of disease. We are working to remove barriers, deliver innovative medicines, and strengthen health system infrastructure and resilience through global and local partnerships across all our focus areas.



Ganga Godavari screening programme

Our flagship initiative, the Ganga Godavari Screening Programme, prioritises early cancer detection in underserved communities, focusing on women aged between 30 and 60 years. We have **screened over 10,000 women** across 125+ camps in Delhi, Nasik, and Patna through specialised screening camps and community mobilisation. Collaborating with state governments, Mohalla Clinics, the National Association for Reproductive and Child Health of India for PNP, and local government hospitals, we aim to make a significant impact on women's health.



Young Health Programme

The Global Young Health Programme (YHP), established in partnership with the John Hopkins School of Public Health and Plan International, focuses on enhancing health outcomes for vulnerable youth. By building knowledge and capacity among young people to limit risk behaviors and promote long-term health, this programme has **reached over 95,000 youth through 43 community activities**. We have trained 145 youth as peer educators and 75 healthcare workers, engaging 28 government stakeholders to ensure a broader impact on youth health education.

In India, AstraZeneca strategically engages with local government bodies

and health offices in Karnataka, including the Ministry of Health and Family Welfare (MoHFW) and the Non-communicable Disease (NCD) Cell, as well as national health mission teams. This collaboration strengthens grassroots connections and enables the refinement of strategies for effective work in new communities.

Environmental protection

A healthy environment is critical for human health and resilience of the health system, already impacted by climate change and the degradation of ecosystems. Science-led climate action and investments in nature and biodiversity are vital to improving health outcomes and proactively managing our environmental impact.

AZ Forest

With SankalpTaru Foundation, we have 5,000 geo-tagged trees using Miyawaki and conventional plantation methods, including medicinal, fruit-bearing, and shade-giving trees, at the Open Air Jail in Devanahalli, Bangalore, Karnataka.



The global AZ Forest programme, launched in India, aims to plant and maintain an estimated **64 million plants and trees in Meghalaya**. In collaboration with Earthbanc, Earthtree, Worldview Impact (India), and Hill Farmers Shiitake Mushroom

Coop Society, the 'Meghalaya Reforestation and Sustainable Livelihoods Project' (Regeneration Meghalaya) is a 30-year initiative focused on reforestation and providing livelihoods to farmers.

Together, we have the responsibility to innovate and accelerate the delivery of sustainable healthcare. We are dedicated to taking action and building purpose-driven partnerships for a healthy future for everyone.



Improved cookstove project

In partnership with the IICARE Foundation, we introduced the 2,000 Improved Cookstove Project, marking a significant step towards fostering sustainable living and enhancing community health in rural areas across Maharashtra. This initiative aims to **provide advanced, eco-friendly cookstoves to 2,000 households**, significantly reducing the quantity of firewood fuel required per household and **impacting over 8,000 beneficiaries**.



Awards




The Economic Times Best Healthcare Brands Award 2023 for growth, excellence and a commitment to innovation in sector



Avtar Most Inclusive Companies Index (MICI): Best Companies for Women for six consecutive years



Sustainability Initiative Award of the Year for our zero-carbon ambition and industry leading initiatives by UBS Forums



Amarpreet Kaur Ahuja, Country HR Director- India

- Awarded the Diversity & Inclusion HR Leader of the Year 2023 by Ask Insights & TOI, showcasing excellence in fostering diversity and inclusion
- Featured among the most influential woman in HR-2024 by BW People



Dr. Sanjeev Panchal: Recognised among India's Impactful CEOs by Times Now for outstanding leadership



AsiaOne G20 Healthcare Commitment Award for our commitment to the healthcare and well-being



Great Place To Work® Certification™: Recognised for six consecutive years



ESG Champions of India 2024 in Biotechnology & Pharmaceuticals by Dun & Bradstreet India



Corporate Information

Board of Directors

Independent Directors

Mr. Narayan K. Seshadri, Chairperson

Ms. Revathy Ashok

Ms. Shilpa Divekar Nirula

Non-Executive Directors

Ms. Sylvia Lorena Varela Ramon

Ms. Hooi Bien Chuah

Executive Directors

Mr. Sanjeev Kumar Panchal

Ms. Bhavana Agrawal

Committees of Board

Audit Committee

Ms. Shilpa Divekar Nirula, Chairperson

Mr. Narayan K. Seshadri

Ms. Hooi Bien Chuah

Nomination and Remuneration Committee

Ms. Revathy Ashok, Chairperson

Mr. Narayan K. Seshadri

Mr. Sylvia Lorena Varela Ramon

Stakeholders' Relationship Committee

Ms. Sylvia Lorena Varela Ramon, Chairperson

Ms. Revathy Ashok

Mr. Sanjeev Kumar Panchal

Ms. Bhavana Agrawal

Corporate Social Responsibility Committee

Ms. Hooi Bien Chuah, Chairperson

Ms. Revathy Ashok

Mr. Sanjeev Kumar Panchal

Risk Management Committee

Ms. Shilpa Divekar Nirula, Chairperson

Ms. Bhavana Agrawal

Mr. Sanjeev Kumar Panchal

Ms. Amarpreet Kaur Ahuja

Ms. Mina Patel

Corporate and Registered Office

Block N1, 12th Floor, Manyata Embassy Business Park, Rachenahalli, Outer Ring Road, Bengaluru - 560 045

Factory

12th Mile on Bellary Road, Kattigenahalli Village, Yelahanka Bengaluru - 560 063

Sales Outlets

Ahmedabad, Bengaluru*, Chennai, Delhi, Guwahati, Hyderabad, Indore, Kochi, Kolkata and Mumbai.

* Company outlet (Bengaluru)

Auditors

Price Waterhouse & Co Chartered Accountants LLP

Bankers

The Hongkong and Shanghai Banking Corporation Limited

Chief Financial Officer

Ms. Bhavana Agrawal

Company Secretary

Ms. Manasa. R

Annual General Meeting

at 3:00 p.m. IST on

Thursday, August 8, 2024 through

Video Conference/ Other Audio-Visual Mode



AstraZeneca Pharma India Limited**Registered Office:** Block N1, 12th Floor, Manyata Embassy Business Park,
Rachenahalli, Outer Ring Road, Bengaluru – 560 045**CIN:** L24231KA1979PLC003563, **Web:** www.astrazeneca.com/india**E-mail:** comp.secy@astrazeneca.com, **Tel:** +91 80 6774 8000, **Fax:** +91 80 6774 8557

Notice

NOTICE is hereby given that the 45th Annual General Meeting of the Members of AstraZeneca Pharma India Limited will be held on Thursday, August 8, 2024 at 3:00 PM through Video Conferencing ('VC')/Other Audio-Visual Means ('OAVM') to transact the following business:

ORDINARY BUSINESS

Item No. 1

To receive, consider and adopt the financial statements viz., the Audited Balance Sheet as at March 31, 2024, the Statement of Profit & Loss Account and the Statement of Cash Flows of the Company and Explanatory note annexed thereto or forming part of the above documents, for the financial year ended on that date and the Reports of the Board of Directors and Auditors thereon.

Item No. 2

To declare Dividend of ₹ 24/- per share on equity shares for financial year 2023-24.

Item No. 3

To appoint a Director in place of Dr. Sanjeev Kumar Panchal (DIN: 09823879) who retires by rotation, and being eligible, offers himself for re-appointment.

SPECIAL BUSINESS

Item No. 4

To consider and if thought fit, to convey assent or dissent to the following Ordinary Resolution:

RESOLVED THAT pursuant to the provisions of Section 148 and other applicable provisions, if any, of the Companies Act, 2013 ('the Act') read with the Companies (Audit and Auditors) Rules, 2014, as amended to date, payment of remuneration of ₹ 2,00,000/- (Rupees Two lakhs only) plus applicable tax and reimbursement of out-of-pocket expenses at actuals, to M/s. Rao, Murthy & Associates, Cost Accountants, Bengaluru, (Firm Registration No. 000065), appointed by the Board as Cost Auditors of the Company for conducting the cost audit of the cost records for the financial year ending March 31, 2025, be and is hereby confirmed, approved and ratified.

By Order of the Board of Directors
For **AstraZeneca Pharma India Limited**

Place: Bengaluru
Date: May 27, 2024

Manasa. R
Company Secretary

Notes:

- Pursuant to the Ministry of Corporate Affairs ('MCA') circular dated May 5, 2020 read with circulars dated April 8, 2020, April 13, 2020, and subsequent circulars issued in this regard, the latest one bearing circular no. 09/2023 dated September 25, 2023 (collectively referred to as 'MCA Circulars'), MCA has permitted the holding of the Annual General Meeting ('AGM') through VC/OAVM, without the physical presence of the members at a common venue. In compliance with the provisions of the Companies Act, 2013 ('the Act'), SEBI (Listing Obligations and Disclosure Requirements) Regulations, 2015 ('the Listing Regulations') and MCA Circulars, the AGM of the Company is being held through VC/OAVM.
- This Notice is being sent to the members whose names appear in the List of Beneficial Owners received from National Securities Depository Limited/Central Depository Services (India) Limited ('Depositories'). In compliance with the aforesaid MCA Circulars and SEBI Circulars dated May 12, 2020, January 15, 2021, May 13, 2022, January 5, 2023 and October 7, 2023, Notice of the AGM along with the Annual Report 2023-24 is being sent only through electronic mode to those Members whose e-mail addresses are registered with the Company/Depository Participants.
- For members whose e-mail addresses are not registered but mobile numbers are registered with Integrated Registry Management Services



Private Limited ('RTA')/Depositories, the weblink for downloading the Notice is being sent through SMS.

4. Members who have not registered their e-mail address and in consequence could not receive the Notice may get their e-mail address registered with the RTA, by clicking the link: <https://www.integratedindia.in/emailupdtation.aspx> and following the registration process as guided thereafter. Post successful registration of the e-mail address, the member will receive soft copy of the Notice and the procedure for remote e-voting along with the User ID and the Password to enable remote e-voting for this Notice. In case of any queries, member may write to giri@integratedindia.in.
5. Members are also requested to register their e-mail address, in respect of electronic holdings with the Depositories/Depository Participant and in respect of physical holdings with the RTA.
6. With regard to the process of registration of e-mail address with the RTA, members may get their e-mail address registered with the RTA, by clicking the link: <https://www.integratedindia.in/emailupdtation.aspx> and following the registration process as guided thereafter. Otherwise, members are requested to send a request/communication till 48 hours prior to the closure of the voting period to the following e-mail address of the Company or RTA, by quoting the Folio No./Demat account No. The e-mail address of the Company and the contact details are comp.secy@astrazeneca.com/080 67748000 and RTA's e-mail address and the contact details are giri@integratedindia.in/080 23460815-18.
7. Pursuant to the MCA Circulars, the facility to appoint proxy to attend and cast vote for the members is not available for this AGM. However, the Body Corporates are entitled to appoint authorised representatives to attend the AGM through VC/OAVM and participate thereat and cast their votes through e-voting.
8. The facility of participation at the AGM through VC/OAVM will be made available for members on first come first served basis. This will not include large shareholders (shareholders holding 2% or more shareholding), Promoters, Institutional Investors, Directors, Key Managerial Personnel, the Chairpersons of the Audit Committee, Nomination and Remuneration Committee and Stakeholders' Relationship Committee, Auditors etc. who are allowed to attend the AGM without restriction on account of first come first served basis.
9. The attendance of the members attending the AGM through VC/OAVM will be counted for the purpose of reckoning the quorum under Section 103 of the Companies Act, 2013.
10. Since the AGM will be held through VC/OAVM, the route map is not annexed to this Notice.
11. Pursuant to the provisions of Section 108 of the Companies Act, 2013 read with Rule 20 of the Companies (Management and Administration) Rules, 2014 (as amended) and Regulation 44 of the Listing Regulations (as amended), and the MCA Circulars, the Company is providing facility of remote e-voting to its members in respect of the business to be transacted at the AGM. For this purpose, the Company has entered into an agreement with National Securities Depository Limited (NSDL) for facilitating voting through electronic means, as the authorised agency. The facility of casting votes by a member using remote e-voting system as well as on the date of the AGM will be provided by NSDL.
12. In line with the MCA Circulars, the Notice calling the AGM and the Annual Report for 2023-24 has been uploaded on the website of the Company at www.astrazeneca.com/india. The Notice of AGM can also be accessed from the websites of the Stock Exchanges i.e. BSE Limited and National Stock Exchange of India Limited at www.bseindia.com and www.nseindia.com respectively. Further, the Notice of AGM is also available on the website of NSDL (agency for providing the remote e-voting facility) i.e. www.evoting.nsdl.com.
13. The Statement pursuant to Section 102 of the Act/ the Listing Regulations, setting out the material facts concerning item no. 4 of the Notice, being Special Business, is annexed hereto.
14. Relevant documents referred to in the accompanying Notice calling the AGM, Register of Directors and Key Managerial Personnel and their Shareholding and the Register of Contracts or Arrangements in which the Directors are interested, maintained under the Act are available for inspection by the members electronically during the 45th AGM. Members seeking to inspect such documents can send e-mail to comp.secy@astrazeneca.com.
15. Payment of dividend as recommended by the Board of Directors, if approved at the AGM, will be made to those members whose names are on the Company's Register of members on July 5, 2024 (record date) and

those whose names appear as Beneficial Owners as at the close of business hours on July 5, 2024 as per the details furnished by the Depositories, viz. National Securities Depository Limited (NSDL) and Central Depository Services (India) Limited (CDSL) for this purpose.

16. In accordance with the provisions of the Income Tax Act, 1961 as amended and read with the provisions of the Finance Act, 2020, with effect from April 1, 2020, dividend declared and paid by the Company is taxable in the hands of its members and the Company is required to deduct tax at source (TDS) from dividend paid to the members at the applicable rates. A separate e-mail will be sent at the registered e-mail ID of the members describing about the detailed process to submit the documents/declarations along with the formats in respect of deduction of tax at source on the dividend payout. Sufficient time will be provided for submitting the documents/declarations by the members who are desiring to claim beneficial tax treatment.
17. Members holding shares in electronic form are advised to keep the bank details updated with the respective Depositories, viz. NSDL and CDSL. Members holding shares in certificate form are requested to update bank details with the Company's RTA.
18. Members may please note that SEBI vide its Circular No. SEBI/HO/MIRSD/MIRSD_RTAMB/P/CIR/2022/8 dated January 25, 2022, has mandated the listed companies to issue securities in dematerialised form only while processing service requests viz. issue of duplicate securities certificate; claim from unclaimed dividend account; exchange of securities certificate; subdivision of securities certificate; consolidation of securities certificates/folios; transmission and transposition. Members are requested to contact the RTA at giri@integratedindia.in for the same.
19. SEBI vide its notification dated January 24, 2022 has mandated that all requests for transfer of securities including transmission and transposition requests shall be processed only in dematerialised form. In view of the same and to eliminate all risks associated with physical shares and avail various benefits of dematerialisation, members are advised to dematerialise the shares held by them in physical form. Members can contact the Company or the RTA, for assistance in this regard.
20. To prevent fraudulent transactions, members are advised to exercise due diligence and notify the Company of any change in address or demise of any member as soon as possible. Members are also advised not to leave their demat account(s) dormant for long. Periodic statement of holdings should be obtained from the concerned Depository Participant and holdings should be verified.
21. The SEBI has mandated the submission of Permanent Account Number (PAN) by every participant in securities market. Members holding shares in electronic form are, therefore, requested to submit the PAN to their Depository Participants with whom they are maintaining their demat accounts. Members holding shares in physical form can submit their PAN details to the Company. Further, the Non-Resident Indian members are requested to inform to the RTA on change in their residential status on return to India for permanent settlement and particulars of their bank account maintained in India with complete name, branch, account type, account number and address of the bank with PIN Code number, if not furnished earlier.
22. Members are requested to note that dividends not encashed or remaining unclaimed for a period of 7 (seven) years from the date of transfer to the Company's Unpaid Dividend Account, shall be transferred under Section 124 of the Act, to the Investor Education and Protection Fund (IEPF), established under Section 125 of the Act. Further, as required under the said Act/Rules, the shares that are unclaimed by members for seven consecutive years or more shall be transferred to the IEPF. The members/claimants whose unclaimed dividends/shares have been transferred to IEPF may claim the shares or apply for refund by making an application to IEPF Authority in Form IEPF-5 (available on www.iepf.gov.in) along with requisite fee.
23. Details as required under the Listing Regulations and Secretarial Standards in respect of the Director seeking re-appointment at the AGM form an integral part of the Notice. The Director has furnished requisite declarations for re-appointment as applicable.
24. For any communication, the members may also write to the Company's investor e-mail ID: comp.secy@astrazeneca.com.

25. Voting Through Electronic Means

In compliance with the provisions of Section 108 of the Act, Rule 20 of the Companies (Management and Administration) Rules, 2014 as amended by the Companies (Management and Administration) Amendment Rules, 2015 and Regulation 44 of the Listing Regulations, the Company is pleased to provide members facility to exercise their right to vote on resolutions proposed to be considered at the AGM by electronic means and the business may be transacted through e-voting services. The facility of casting the votes by the members using an electronic voting system ('remote e-voting') will be provided by NSDL.





The instructions for e-voting are as under:

Step 1: Access to NSDL e-Voting system

A. Login method for e-Voting for Individual shareholders holding securities in demat mode

In terms of SEBI circular dated December 9, 2020 on e-Voting facility provided by Listed Companies, Individual shareholders holding securities in demat mode are allowed to vote through their demat account maintained with Depositories and Depository Participants. Shareholders are advised to update their mobile number and e-mail Id in their demat accounts in order to access e-Voting facility.

Login method for Individual shareholders holding securities in demat mode is given below:

Type of shareholders	Login Method
Individual Shareholders holding securities in demat mode with NSDL	<ol style="list-style-type: none"> Existing IDeAS user can visit the e-Services website of NSDL Viz. https://eservices.nsdl.com either on a Personal Computer or on a mobile. On the e-Services home page click on the 'Beneficial Owner' icon under 'Login' which is available under 'IDeAS' section, this will prompt you to enter your existing User ID and Password. After successful authentication, you will be able to see e-Voting services under Value added services. Click on 'Access to e-Voting' under e-Voting services and you will be able to see e-Voting page. Click on company name or e-Voting service provider i.e. NSDL and you will be re-directed to e-Voting website of NSDL for casting your vote during the remote e-Voting period. If you are not registered for IDeAS e-Services, option to register is available at https://eservices.nsdl.com. Select 'Register Online for IDeAS Portal' or click at https://eservices.nsdl.com/SecureWeb/IdeasDirectReg.jsp Visit the e-Voting website of NSDL. Open web browser by typing the following URL: https://www.evoting.nsdl.com/ either on a Personal Computer or on a mobile. Once the home page of e-Voting system is launched, click on the icon 'Login' which is available under 'Shareholder/Member' section. A new screen will open. You will have to enter your User ID (i.e. your sixteen digit demat account number held with NSDL), Password/OTP and a Verification Code as shown on the screen. After successful authentication, you will be redirected to NSDL Depository site wherein you can see e-Voting page. Click on company name or e-Voting service provider i.e. NSDL and you will be redirected to e-Voting website of NSDL for casting your vote during the remote e-Voting period. Shareholders can also download NSDL Mobile App 'NSDL Speede' facility by scanning the QR Code mentioned below for seamless voting experience. <p>NSDL Mobile App is available on</p> <p>  App Store  Google Play </p> <div style="display: flex; justify-content: space-around;">   </div>

Type of shareholders	Login Method
Individual Shareholders holding securities in demat mode with CDSL	<ol style="list-style-type: none"> Existing users who have opted for Easi/Easiest, can login through their user id and password. Option will be made available to reach e-Voting page without any further authentication. The users to login Easi/Easiest are requested to visit CDSL website www.cdslindia.com and click on login icon and New System Myeasi Tab and then use your existing my easi username and password. After successful login the Easi/Easiest user will be able to see the e-Voting option for eligible companies where the evoting is in progress as per the information provided by Company. On clicking the evoting option, the user will be able to see e-Voting page of the e-Voting service provider for casting your vote during the remote e-Voting period. Additionally, there are also links provided to access the system of all e-Voting Service Providers, so that the user can visit the e-Voting service providers' website directly. If the user is not registered for Easi/Easiest, option to register is available at CDSL website www.cdslindia.com and click on login and New System Myeasi Tab and then click on registration option. Alternatively, the user can directly access e-Voting page by providing demat account number and PAN from a link in www.cdslindia.com home page. The system will authenticate the user by sending OTP on registered Mobile and e-mail id as recorded in the demat Account. After successful authentication, user will be able to see the e-Voting option where the evoting is in progress and also be able to directly access the system of all e-Voting Service Providers.
Individual Shareholders (holding securities in demat mode) login through their depository participants	You can also login using the login credentials of your demat account through your Depository Participant registered with NSDL/CDSL for e-Voting facility. Upon logging in, you will be able to see e-Voting option. Click on e-Voting option, you will be redirected to NSDL/CDSL Depository site after successful authentication, wherein you can see e-Voting feature. Click on Company name or e-Voting service provider i.e. NSDL and you will be redirected to e-Voting website of NSDL for casting your vote during the remote e-Voting period or joining virtual meeting and voting during the meeting.

Important note: Members who are unable to retrieve User ID/Password are advised to use Forget User ID and Forget Password option available at abovementioned website.

Helpdesk for Individual Shareholders holding securities in demat mode for any technical issues related to login through Depository i.e. NSDL and CDSL.

Login type	Helpdesk details
Individual Shareholders holding securities in demat mode with NSDL	Members facing any technical issue in login can contact NSDL helpdesk by sending a request at evoting@nsdl.com or call at toll free no.: 022 - 4886 7000 or 022 - 2499 7000
Individual Shareholders holding securities in demat mode with CDSL	Members facing any technical issue in login can contact CDSL helpdesk by sending a request at helpdesk.evoting@cdslindia.com or contact at 1800 22 55 33

B. Login Method for e-Voting and joining virtual meeting for shareholders other than Individual shareholders holding securities in demat mode and shareholders holding securities in physical mode:

- Open internet browser by typing the URL: <https://www.evoting.nsdl.com/>
- Click on 'Shareholder/Member' - 'Login'.
- Type in your User ID, your Password/OTP and a verification code as shown on the screen.

Alternatively, if you are registered for NSDL eservices i.e. IDEAS, you can log-in at <https://eservices.nsdl.com/> with your existing IDEAS login. Once you log-in to NSDL eservices after using your log-in credentials, click on e-Voting and you can proceed to Step 2 i.e. Cast your vote electronically.



(iv) Your User ID details are given below:

Manner of holding shares i.e. Demat (NSDL or CDSL) or Physical	Your User ID is:
(a) For Members who hold shares in demat account with NSDL.	8 Character DP ID followed by 8 Digit Client ID For example, if your DP ID is IN300*** and Client ID is 12***** then your user ID is IN300***12*****
(b) For Members who hold shares in demat account with CDSL.	16 Digit Beneficiary ID For example, if your Beneficiary ID is 12***** then your user ID is 12*****
(c) For Members holding shares in Physical Form.	EVEN Number followed by Folio Number registered with the Company. For example, if folio number is 001*** and EVEN is 101456 then user ID is 101456001***

(v) Your password details are given below:

- (a) If you are already registered for e-Voting, then you can use your existing password to login and cast your vote.
- (b) If you are using NSDL e-Voting system for the first time, you will need to retrieve the 'initial password' which was communicated to you. Once you retrieve your 'initial password', you need to enter the 'initial password' and the system will force you to change your password.
- (c) How to retrieve your 'initial password'?
 - If your e-mail ID is registered in your demat account or with the Company, your 'initial password' is communicated to you on your e-mail ID. Trace the e-mail sent to you from NSDL from your mailbox. Open the e-mail and open the attachment i.e. a .pdf file. Open the .pdf file. The password to open the .pdf file is your 8 digit client ID for NSDL account, last 8 digits of client ID for CDSL account or folio number for shares held in physical form. The .pdf file contains your 'User ID' and your 'initial password'.
 - If your e-mail id is not registered, please follow steps mentioned below in process for those shareholders whose e-mail ids are not registered.

(vi) If you are unable to retrieve or have not received the 'Initial password' or have forgotten your password:

- (a) Click on 'Forgot User Details/Password?' (If you are holding shares in your demat account with NSDL or CDSL) option available on www.evoting.nsd.com.
- (b) Click on 'Physical User Reset Password?' (If you are holding shares in physical mode) option available on www.evoting.nsd.com.
- (c) If you are still unable to get the password by aforesaid two options, you can send a request at evoting@nsdl.com mentioning your demat account number/folio number, your PAN, your name and your registered address.
- (d) Members can also use the OTP (One Time Password) based login for casting the votes on the e-Voting system of NSDL.
- (vii) After entering your password, tick on Agree to 'Terms and Conditions' by selecting on the check box.
- (viii) Now, you will have to click on 'Login' button.
- (ix) After you click on the 'Login' button, Home page of e-Voting will open.

Step-2: Cast your vote electronically and join General Meeting on NSDL e-Voting System

- (i) After successful login at Step 1, you will be able to see all the companies' 'EVEN' in which you are holding shares and whose voting cycle and General Meeting is in active status.
 - (ii) Select 'EVEN' of Company for which you wish to cast your vote during the remote e-Voting period and casting your vote during the General Meeting. For joining virtual meeting, you need to click on 'VC/OAVM' link placed under 'JOIN GENERAL MEETING'.
 - (iii) Now you are ready for e-Voting as the Voting page opens.
 - (iv) Cast your vote by selecting appropriate options i.e. assent or dissent, verify/modify the number of shares for which you wish to cast your vote and click on 'Submit' and also 'Confirm' when prompted.
 - (v) Upon confirmation, the message 'Vote cast successfully' will be displayed.
 - (vi) You can also take the printout of the votes cast by you by clicking on the print option on the confirmation page.
 - (vii) Once you confirm your vote on the resolutions, you will not be allowed to modify your vote.
- C. Other instructions:**
- (i) Institutional members (other than Individuals, HUF, NRI, etc.) are also required to send a scanned copy (PDF/JPG format) of the relevant Board Resolution/Authority Letter, etc., together with an attested specimen signature of the duly authorised signatory(ies) who are authorised to vote, to the Scrutinizer through e-mail on vijaykt@vjkt.in with a copy marked to evoting@nsdl.com. Institutional shareholders (i.e. other than individuals, HUF, NRI etc.) can also upload their Board Resolution/ Power of Attorney/Authority Letter etc. by clicking on 'Upload Board Resolution/Authority Letter' displayed under 'e-Voting' tab in their login.
 - (ii) It is strongly recommended that you do not share your new password and take utmost care to keep your password confidential. Login to the e-voting website will be disabled upon five unsuccessful attempts to key in the correct password. In such an event, you will need to go through the 'Forgot User Details/Password?' or 'Physical User Reset Password?' option available on www.evoting.nsdl.com to reset the password.
 - (iii) In case of any queries, you may refer to the Frequently Asked Questions (FAQs) for members and remote e-voting User Manual for members available at the 'Downloads' section of www.evoting.nsdl.com or send a request at evoting@nsdl.com. Any query or grievance connected with the remote e-voting may be addressed to Mr. Soni Singh, Assistant Manager or Ms. Sarita Mote, Assistant Manager at 022 - 4886 7000/022 - 2499 7000.
 - (iv) You can also update your mobile number and e-mail ID in the user profile details of the folio which may be used for sending future communication(s).
 - (v) The remote e-Voting period commences on August 4, 2024 (9.00 a.m. IST) and ends on August 7, 2024 (5.00 p.m. IST) for four days. During this period, members of the Company, holding shares either in physical form or in dematerialised form, as on the cut-off date August 1, 2024 may cast their vote through remote e-Voting.
 - (vi) The voting rights of members shall be in proportion to their shares of the paid-up equity share capital of the Company as on the cut-off date of August 1, 2024.
 - (vii) Any person, who acquires shares of the Company and becomes member of the Company after dispatch of the notice and holding shares as of the cut-off date i.e. August 1, 2024, may obtain the login ID and password by sending a request at evoting@nsdl.co.in or giri@integratedindia.in. However, if you are already registered with NSDL for remote e-voting, then you can use your existing user ID and password for casting your vote. If you have forgotten your password, you can reset your password by using 'Forgot User Details/Password' option available on www.evoting.nsdl.com or contact NSDL at toll free no. 022 - 4886 7000/022 - 2499 7000.
 - (viii) A person, whose name is recorded in the register of members or in the register of beneficial owners maintained by the depositories as on the cut-off date only shall be entitled to avail the facility of remote e-voting as well as voting at the AGM through e-voting. For the purpose of e-voting, a person who is not a member as on cut-off date should treat this Notice for information purpose only.



(ix) **The instructions for members for e-voting on the day of the AGM are as under:-**

- a. The procedure for e-Voting on the day of the AGM is same as the instructions mentioned above for remote e-voting.
- b. Only those members/shareholders, who will be present in the AGM through VC/OAVM facility and have not casted their vote on the Resolutions through remote e-Voting and are otherwise not barred from doing so, shall be eligible to vote through e-Voting system in the AGM.
- c. Members who have voted through remote e-Voting will be eligible to attend the AGM. However, they will not be eligible to vote at the AGM.
- d. The details of the person who may be contacted for any grievances connected with the facility for e-Voting on the day of the AGM shall be the same person mentioned for remote e-voting.

(x) The Board of Directors has appointed Mr. Vijayakrishna K.T., Practising Company Secretary, (Membership No. FCS 1788) as the Scrutiniser to scrutinise the e-voting process in a fair and transparent manner. Mr. Vijayakrishna K.T. has conveyed to the Company his willingness to act as such.

(xi) The Scrutiniser shall, immediately after the conclusion of voting at the meeting, first count the votes cast at the meeting and thereafter unblock the votes cast through remote e-voting in the presence of at least two witnesses not in the employment of the Company and make not later than two (2) working days of conclusion of the meeting, a consolidated Scrutiniser's Report of the total votes cast in favour or against, if any, to Chairman or a person authorised by him in writing, who shall countersign the same and declare the resolution of the voting, forthwith.

(xii) The Results declared along with the Scrutiniser's Report shall be placed on the Company's website www.astrazeneca.com/india and on the website of NSDL, immediately after the result is declared by the Chairman and communicated to the stock exchanges, where the equity shares of the Company are listed.

(xiii) **Instructions for members for attending the AGM through VC/OAVM are as under:**

- a. Members will be provided with a facility to attend the AGM through VC/OAVM through the NSDL e-Voting system. Members may access by following the steps mentioned above for **Access to NSDL e-Voting system**. After successful login, you can see link of "VC/OAVM" placed under "**Join meeting**" menu against company name. You are requested to click on VC/OAVM link placed under Join Meeting menu. The link for VC/OAVM will be available in shareholder/ members login where the EVEN of Company will be displayed. Please note that the members who do not have the User ID and Password for e-Voting or have forgotten the User ID and Password may retrieve the same by following the remote e-Voting instructions mentioned in the notice to avoid last minute rush.
- b. Facility of joining the AGM through VC/OAVM shall open 30 minutes before the time scheduled for the AGM and will be available for Members on first cum first served basis.
- c. Members are encouraged to join the Meeting through Laptops for better experience.
- d. Members will be required to allow Camera and use Internet with a good speed to avoid any disturbance during the meeting.
- e. Please note that participants connecting from mobile devices or tablets or through laptop connecting via Mobile Hotspot may experience Audio/Video loss due to fluctuation in their respective network. It is therefore recommended to use stable Wi-Fi or LAN Connection to mitigate any kind of aforesaid glitches.
- f. Shareholders who would like to express their views/ask questions during the meeting may register themselves as a speaker and send their request mentioning their name, demat account number/folio number, email id, mobile number at comp.secy@astrazeneca.com before 5 p.m. IST on August 2, 2024.
- g. Those shareholders who have registered themselves as a speaker will only be allowed to express their views/ask questions during

the meeting. Members are requested to submit their questions at the times of registration, to enable the Company to respond appropriately.

- h. The Company reserves the right to restrict the number of questions and number of speakers, depending upon availability of time as appropriate for smooth conduct of the AGM.
- i. Members who need assistance before or during the AGM, can contact NSDL at evoting@nsdl.com or contact Mr. Soni Singh, Assistant Manager or Ms. Sarita Mote, Assistant Manager at call at 1800-1020-990/1800-224-430

(xiv) **Process for those shareholders whose e-mail ids are not registered** with the depositories for procuring user id and password and registration of e-mail IDs for e-voting for the resolutions set out in this notice:

- a. In case shares are held in physical mode, please provide Folio No., Name of shareholder, scanned copy of the share certificate (front and back), PAN (self attested scanned copy of PAN card), AADHAR (self attested scanned copy of Aadhar Card) by e-mail to comp.secy@astrazeneca.com.

- b. In case shares are held in demat mode, please provide DPID-CLID (16 digit DPID + CLID or 16 digit beneficiary ID), Name, client master or copy of Consolidated Account statement, PAN (self attested scanned copy of PAN card), AADHAR (self attested scanned copy of Aadhar Card) to comp.secy@astrazeneca.com. If you are an Individual shareholders holding securities in demat mode, you are requested to refer to the login method explained at Step 1 (A) i.e. Login method for e-Voting for Individual shareholders holding securities in demat mode.
- c. Alternatively, shareholder/members may send a request to evoting@nsdl.com for procuring user id and password for e-voting by providing above mentioned documents.
- d. In terms of SEBI circular dated December 9, 2020 on e-Voting facility provided by Listed Companies, Individual shareholders holding securities in demat mode are allowed to vote through their demat account maintained with Depositories and Depository Participants. Shareholders are required to update their mobile number and e-mail ID correctly in their demat account in order to access e-Voting facility.

EXPLANATORY STATEMENT PURSUANT TO SECTION 102 OF THE COMPANIES ACT, 2013 AND SEBI (LISTING OBLIGATIONS AND DISCLOSURE REQUIREMENTS) REGULATIONS, 2015

Item No. 4

The Board of Directors of the Company, on the recommendation of the Audit Committee, approved the appointment and remuneration of M/s. Rao, Murthy & Associates, Cost Accountants (Firm Registration No. 000065) to conduct the audit of the cost records of the Company for the financial year ending March 31, 2025. In terms of the provisions of Section 148(3) of the Companies Act, 2013 read with Rule 14(a)(ii) of the Companies (Audit and Auditors) Rules, 2014, the remuneration payable to the

Cost Auditor is required to be ratified by the members of the Company. Accordingly, consent of the members is sought to ratify the remuneration payable to the Cost Auditors.

None of the Directors or Key Managerial Personnel or their relatives, is concerned or interested in this resolution.

The Board recommends the Resolution set out at Item No. 4 of this Notice for the approval of the members.



Annexure - I to Notice

Additional information on director recommended for appointment/re-appointment as required under Regulation 36 of SEBI (Listing Obligations and Disclosure Requirements) Regulations, 2015 and Secretarial Standards on General Meetings:

Name of the Director	Dr. Sanjeev Kumar Panchal
Age (years)	46
Date of Appointment/Re-appointment	January 1, 2023
Qualification(s)	Graduate in Science (BSc), Master of Business Administration (MBA), Doctorate in Business Administration (PhD), Professional Diplomas in International Business and HRM.
Brief profile and nature of their expertise in specific functional areas	<p>Dr. Sanjeev Panchal is a visionary healthcare leader, currently driving AstraZeneca's purpose-led Bold Ambition of being pioneers in science, transforming patient outcomes through innovative medicines, and championing sustainability in India. With over two decades of extensive experience, his strategic prowess can be characterized by transforming businesses based on ethics, values, and organizational principles. His exceptional leadership has garnered well-deserved recognition for AstraZeneca in India, including The Economic Times' Best Healthcare Brands Award 2023, Diversity & Inclusions award for 2024 by OPPI, and the ESG Champions of India 2024 in Biotechnology & Pharmaceuticals by Dun & Bradstreet India, to name a few.</p> <p>A science and innovation enthusiast, Sanjeev has contributed in creating key patient-centric strategies, paving the way to enhance access to innovative therapies that deliver greatest benefit to patients and society at large. His ardent connect with sustainability is evident through his leadership in multiple initiatives such as the AZ Forest, Young Health Program, adoption of electric vehicles and eco-friendly travel options aligning with AstraZeneca's climate action ambition. Named amongst India's Impactful CEOs in India by Times Now in 2024, Sanjeev's work extends beyond the corporate realm, as he has played a pivotal role in forging state government partnerships advocating for equitable healthcare access through policy shaping, particularly in early cancer detection, chronic diseases, and rare diseases.</p>
Terms and conditions of Appointment/Re-appointment	As per the resolution passed by the shareholders through Postal Ballot on February 25, 2023, Mr. Sanjeev Kumar Panchal was appointed as Director and also as Managing Director, liable to retire by rotation.
Remuneration last drawn	Particulars of remuneration drawn are provided in the Corporate Governance Report.
Number of Meetings of Board attended during FY 2023-24	7
Remuneration proposed to be paid	As per existing terms and conditions as approved by shareholders through Postal Ballot on February 25, 2023.
Directorships held in other listed companies	Nil
Membership/Chairmanships of Committees of other listed companies	Nil
Shareholding in the Company (No. of shares)	Nil
Relationship between Directors, inter-se	None

By Order of the Board of Directors
For **AstraZeneca Pharma India Limited**

Place: Bengaluru
Date: May 27, 2024

Manasa. R
Company Secretary

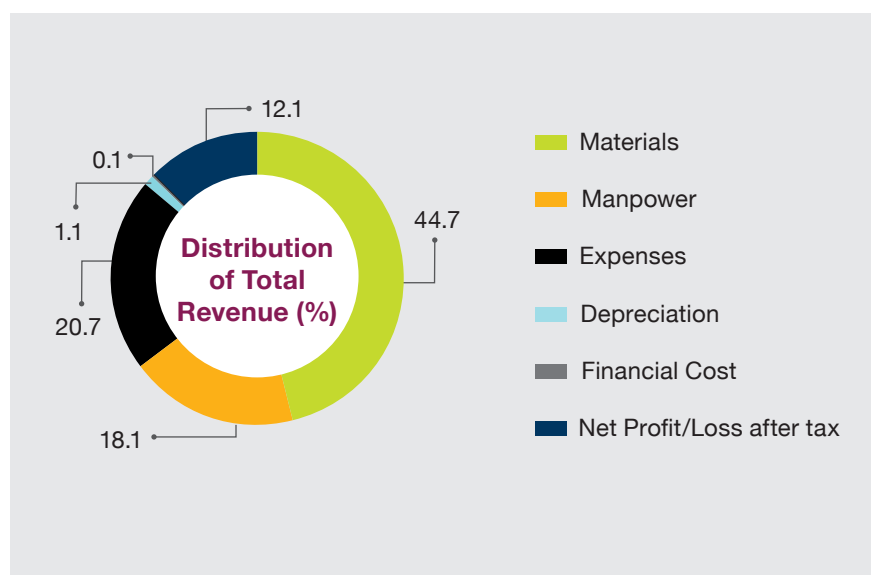
Board's Report

Your Directors are pleased to present the 45th Annual Report together with the Audited Financial Statements of the Company for the financial year ended March 31, 2024.

FINANCIAL RESULTS

(₹ in million)

Particulars	2023-24	2022-23
Sales and Other Income	13,303	10,291
Profit/(Loss) Before Tax	2,195	1,341
Provision for Taxation		
- Income Tax	589	383
- Adjustment for Deferred Tax	(9)	(35)
Total Tax	580	348
Profit/(Loss) after Taxation	1,615	993
Other comprehensive income/(loss) for the year	10	(26)
Total comprehensive income for the year	1,625	967
Surplus brought forward from the previous year	4,556	3,790
Impact of Ind AS 116	-	-
Total amount available for appropriation	6,181	4,756
Appropriation made by Directors		
Transfer to General Reserve	-	-
Appropriation recommended by Directors		
Dividend	(400)	(200)
Tax on proposed Dividend	-	-
Surplus carried over	5,781	4,556

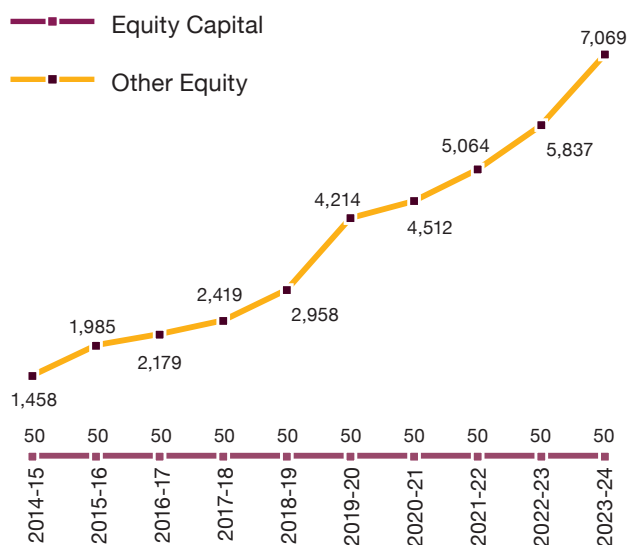


Dividend

The Board is pleased to recommend dividend of ₹ 24/- per equity share of ₹ 2 each, which if approved at the forthcoming Annual General Meeting, will be paid to all those equity shareholders of the Company whose names appear in the Register of Members and whose names appear as beneficial owners as per the beneficiary list furnished for the purpose by National Securities Depository Limited and Central Depository Services (India) Limited as on record date fixed for this purpose.

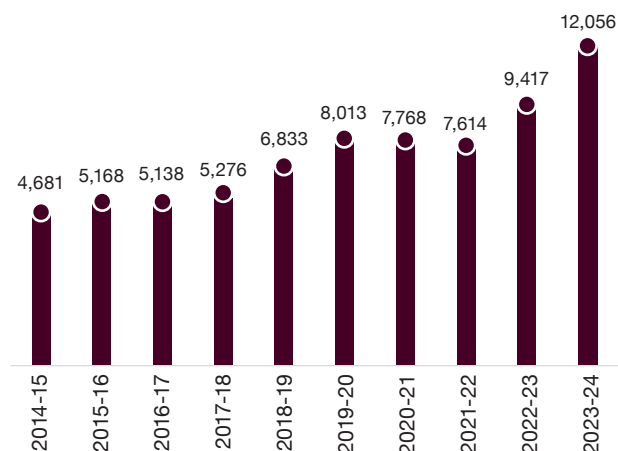
Net worth

(₹ in million)



Sales and Marketing

Sales Performance* (₹ million)



* including Exports

Business

The Company registered product sales of ₹12,056 million versus last year sales of ₹ 9,417 million delivering growth of 28%. Also, the Company achieved a total comprehensive income of ₹ 1,625 million, with a growth of 68%, during FY 2023-24.

Aligned to our global strategy, growth through innovation strategy of the Company worked well with innovative molecules like Osimertinib (Tagrisso), Olaparib (Lynparza), Durvalumab (Imfinzi), Benralizumab (Fasenra), Ticagrelor (Brilinta) and newly launched Trastuzumab-Deruxtecan (Enhertu) and Selumetinib (Koselugo).

Oncology Business Unit

In the financial year of 2023-24, the Oncology Business continued to significantly advance our mission to push the boundaries of science to change the practice of medicine and transform the lives of patients living with cancer.

We continued to deliver strong performance across our priority tumor areas of Lung, Breast, Gastrointestinal, Genitourinary and Gynecological cancers, with the overall oncology business achieving growth of 43% in the financial year 2023-24. Our therapy area growth and leadership are underpinned by accelerating emerging and differentiated science in collaboration with Key External Experts and Medical societies to Oncology fraternity as well as shaping diagnostic landscape especially Next Generation sequencing for Lung Cancer to help treating specialists to identify right therapy for right patients including our targeted portfolio.

Lung Cancer: Scientific advancements are strengthening the potential of our medicines to improve long-term outcomes for patients with lung cancer. We are continuing to build a comprehensive portfolio of lung cancer medicines and indications to meet the needs of patients across stages of disease. Tagrisso continues to be a standard of care for appropriate and indicated lung cancer patients in both advanced and early-stage resectable settings who harbor an EGFR mutation. Tagrisso is one of the Top Ten oncology brands in India as per IPSOS MAT Jun'23 and continues to be the largest oncology brand by sales for AstraZeneca India. Imfinzi is another AstraZeneca brand with key indications in Lung Cancer across both Non-Small Cell and Small Cell Lung Cancer and has demonstrated robust growth across lung cancer indications in 2023-2024.

Our commitment to advance patient outcomes in Lung Cancer extends beyond our medicines and in financial year 2023-24 we were excited to launch new initiatives in collaboration with the governments of Karnataka and Goa to increase early diagnosis of lung cancer within those states.

Breast Cancer: We are committed to redefine clinical practice and transform outcomes for patients with breast cancer. A key catalyst for our growth in breast cancer was the launch of Trastuzumab Deruxtecan (Enhertu) for HER-2 positive metastatic breast cancer in January 2024. Enhertu has been granted breakthrough designation by the USA FDA, highlighting its scientific innovation and potential relevance to meeting the unmet needs of breast cancer patients. Initial feedback from oncologists and adoption of Enhertu in India from January to March

2024 has been strong, establishing the foundation for continued robust growth in 2024. In March 2024, Enhertu also received another key indication approval in Breast Cancer for treatment of adult patients with unresectable or metastatic HER-2 low breast cancer who have received a prior chemotherapy in the metastatic setting or developed disease recurrence during or within six months of completing adjuvant chemotherapy.

Gastrointestinal Cancer: Given the high prevalence of Gastrointestinal (GI) cancers in India, AstraZeneca is committed to bringing innovative treatment solutions to support patients with GI cancers. The last financial year saw the continued adoption of TOPAZ 1 indication with Durvalumab (Imfinzi) as a standard of care for indicated patients with advanced Biliary Tract Cancer (BTC). The rapid adoption and growth of Imfinzi in BTC was the key driver for the overall growth of the brand in the financial year 2023-24 and has laid a strong foundation for future growth in GI cancers. The Company plans to build on its presence in GI cancers with additional indications for Imfinzi and other products including Enhertu. In March 2024, Enhertu received an approval for the treatment of adult patients with locally advanced or metastatic HER2-positive gastric or gastroesophageal (GEJ) adenocarcinoma who have received a prior Trastuzumab based regimen.

Genitourinary/Gynecological Cancers: In genitourinary and gynecological cancers, we aim to transform treatment paradigms through the delivery of innovative treatments that will redefine patient outcomes. We expect to build on our current portfolio of Lynparza and Zoladex with additional indications encompassing Imfinzi and additional new products. In March 2024, with the loss of patent exclusivity in India for Lynparza, we saw the launch of several generic versions of Olaparib and consequent expected erosion in the market share for Lynparza.

Overall, we are excited at the progress achieved by our oncology business in the financial year 2023-24. AstraZeneca is one of the top five leading companies in Oncology business in India as per the Sales Audit Report for June MAT 2023 of IPSOS Research Private Limited, an independent international market research company.

BioPharmaceutical Business Unit

In the financial year of 2023-24, BioPharmaceutical division remained steadfast in advancing our mission of life-altering solutions to patients. Despite facing competition from generic brands, overall BioPharmaceutical Business demonstrated robust performance, achieving a noteworthy growth of 9% during the financial year.

Ticagrelor (Brilinta) is approved for treatment in Acute Coronary Syndrome (ACS) and used in high-risk Post MI

patients further gaining momentum with an achievement of 27% growth year-on-year despite loss of exclusivity by parent company. Our continued focus on the awareness of use of potent anti-platelet drugs in ACS including the correct diagnosis and science behind the product led us to this achievement despite the presence of several generics in the market.

In the financial year 2023-24, Fasentra the first Biologic from AstraZeneca to treat Severe Eosinophilic Asthma (SEA) has touched more than 600 Patients. It is regarded as the most effective, convenient, and safe therapy for SEA by the Pulmonologists and Patients. Fasentra also attained Value Leadership in Biologics Market during this period. (Source: IPSOS Sales Tracker Data)

Forxiga franchise, as part of the SGLT2 class of drug (Sodium Glucose Cotransporter Inhibitors), grew despite strong headwinds from several companies who launched generic versions of Dapagliflozin. We continue to focus on high science and approval of Forxiga 10 mg in new indications like HFrEF and Chronic Kidney Disease which are helping SGLT2 inhibitors to be used early for these indications irrespective of the presence of type 2 diabetes.

The Company and Mankind Pharma Limited have entered into an exclusive distribution agreement for AstraZeneca's Symbicort in India. The partnership aims at expanding the reach for the inhaler to more patients while the Company continues its strategy around Access and Specialist and focus on biologics and new launches in Respiratory & Immunology and Vaccines & Immunisation (R&I and V&I) portfolio.

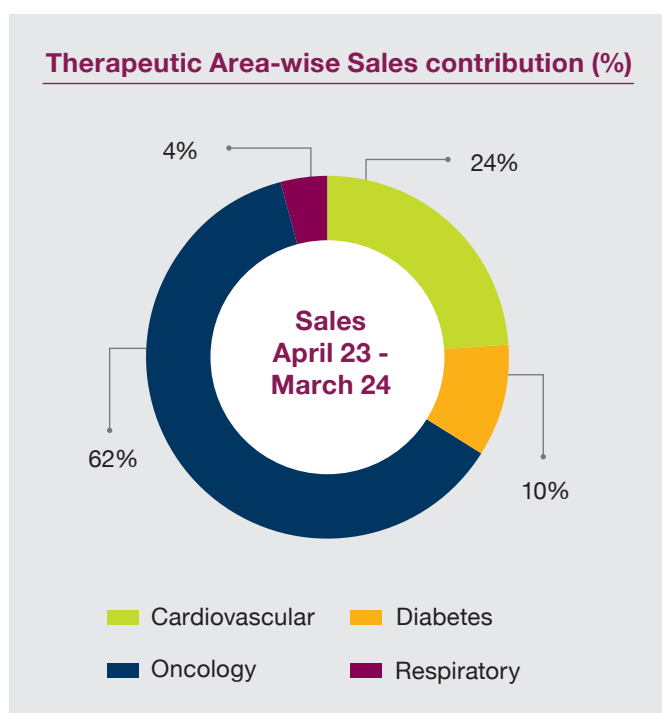
Rare Disease Business Unit:

In the financial year 2023-24, the Company forayed into the Rare Diseases segment with the launch of Selumetinib (Koselugo), the first and only approved therapy for the treatment of paediatric patients with neurofibromatosis type 1 (NF1) who have inoperable plexiform neurofibromas (PN).

Several medical awareness initiatives were undertaken by the Company, including actively engaging with Patient Advocacy Groups (PAGs) such as Organization for Rare Diseases India (ORDI), conducting speaker programs led by globally renowned opinion leaders in the NF1 space, and participating in 'Race for 7' by ORDI on Rare Disease Day. The Company is also working closely with the government to ease the challenges faced by patients living with rare diseases. This includes working with key stakeholders to widen the ambit of the diseases included in the National Policy for Rare Diseases (NPRD), increasing the number of Centers of Excellence where patients can seek treatment, and collaborating with PAGs to incorporate patient perspectives into the development of healthcare

policies. Multiple insightful roundtables were arranged in collaboration with Federation of Indian Chambers Of Commerce & Industry (FICCI), Invest India, Department of Pharmaceuticals and Sweden Chamber of Commerce, bringing together government stakeholders along with PAGs and patients. The Company also collaborated with the Swedish Embassy for a tree plantation drive at the embassy on Rare Disease Day to further amplify awareness and advocacy.

With a robust pipeline of life-changing medications and unwavering patient advocacy efforts, the Company is dedicated to alleviating the impact of Rare Diseases in India.



Manufacturing

The Company's excellent safety and quality performance at its manufacturing facility continues. The manufacturing site celebrated 10 years without Lost Time Injury. Safety Health and Environment and Quality audits at the manufacturing facility were conducted in the year 2023 which have no critical observations cited both by internal and external auditors.

The Manufacturing site was awarded Certification of Appreciation by the National Safety Council of India, in recognition of Safety best practices in the Pharma sector.

The site's supply performance remains strong with 100% stock availability and zero stockouts, ensuring unrestricted supply to patients.

Productivity projects implemented on site are:

- Switch plan of packaging lines, resulting in reduction of semi-automated lines from 4 to 3.
- Maintaining headcount and partnering to have a strong people development plan.

The site is on track to deliver our bold ambition of zero carbon by 2025. Further, the site also developed carbon zero glidepath, with many initiatives, such as:

- Upgradation of air handling unit motor to Electronically Commutated Fans, ensured approximately 35% power savings.
- Energy conservation and sustainability projects throughout the years has resulted in switching-off one transformer and one 750 KVA DG set.
- Water saving initiatives have benefited in conservation of water by 20%.

In November 2023, the Company announced to position the manufacturing site for sale in a fully operational manner and begin a search for a buyer who can also act as a Contract Manufacturing Organization for Company's products manufactured or packed at this site, subject to receipt of necessary statutory approvals. The site continues to ensure that the supply is maintained for our patients.

Material changes and commitment, if any, affecting financial position of the Company from the end of the Financial Year and till the date of this Report

There has been no material change and commitment affecting the financial performance of the Company which occurred between the end of the financial year of the Company to which the financial statements relate and the date of this Report.

Deposits

During the year under review, the Company has neither accepted nor renewed any deposits from the public within the meaning of Section 73 of the Companies Act, 2013 and the Companies (Acceptance of Deposits) Rules, 2014.

Safety, Health and Environment

Safety, Health, and Well-being of employees continued to be at the forefront of organisational initiatives in the financial year 2023-24. The Company emphasised on the ongoing road safety campaign, aimed to enhance the on-road safety of AstraZeneca riders and reduce accidents in the field. Employee Assistance Programme was strengthened. The Emergency Response Team (ERT) was reconstituted in the Company Head Office, demonstrating a commitment to create a safe and supportive work environment for all employees, both in the office and in the field. Annual health check-up was rolled out for employees in field and head office of the Company.

Human Resources and Employee Relations

The Company continues to be committed in providing career opportunities for its employees and enable their growth and development. During the year, the Company invested in talent development programs to accelerate talent pipeline for country leadership roles with continued investment on education, exposure, and experience through global, regional, and local programs, job rotations and stretch assignments.

The Company's commitment to Inclusion and Diversity is enabling it to future-proof its business by ensuring that we continue to attract and retain top talent from various backgrounds and with different experiences. Cultivating an environment where all employees feel psychologically safe to contribute wholly and to the best of their abilities continues to remain a long-term priority of the Company.

The Company's performance development approach reflects the innovative, high-performing Company it is. Performance development is part of the Company's commitment to its people and plays an important role in creating a culture of growth - a culture that enables each of the Company's employees to maximise their potential and continue to develop, in order to collectively meet the Company's Bold Ambition.

Number of Employees

The total number of employees of the Company as on March 31, 2024 was 940 as against 947 as on March 31, 2023.

Legal Matters

In the last year's Board's Report, members were *inter-alia* informed about Arbitration proceedings initiated by National Highway Authority of India (NHAI) before Arbitrator at Bengaluru in relation to first acquisition of land made by NHAI in 2004 and the arbitration proceedings invoked by the Company seeking, inter-alia, enhancement of compensation from NHAI in respect of second acquisition of land made by NHAI in 2011. During the financial year under review, the Arbitration proceedings initiated by NHAI in relation to first acquisition of land by NHAI in 2004 was heard by the Arbitrator and the same is now reserved for passing award. As regards to Arbitration on the second acquisition by NHAI, there has been no reportable development.

Further, the members were also informed about Writ Petition filed by the Company before the Hon'ble High Court of Karnataka challenging the demand notice received from Bruhat Bengaluru Mahanagara Palike (BBMP) dated August 7, 2014 demanding improvement charges from the Company and the interim stay granted by the Hon'ble High Court of Karnataka. The matter was heard and reserved for judgement during the previous year, however the court had

posted the matter back for further hearing. During the year under review, the matter came up for further hearing multiple times and on April 4, 2024, the matter was removed from part heard category and posted the matter for fresh hearing.

In the last year's Board's Report, the members were also informed about the Company receiving a demand notice for an amount of ₹ 157.39 crore (and interest thereupon) under Trade Margin Rationalisation notification ('TMR notification') from National Pharmaceutical Pricing Authority (NPPA) alleging overcharging of a patented anti-cancer drug sold during the period of March 8, 2019 to January 31, 2021. The said drug has been included with certain other anti-cancer medicines, on which trade margin caps are applicable under TMR notification. Based on evaluation, management is of the view that the TMR notification is not applicable to the aforesaid patented drug and all applicable laws relating to the pricing of the product have been complied with. The Company has filed a Writ Petition before the High Court of Delhi challenging the NPPA's demand notice, and the Writ Petition is currently pending final hearing.

Transfer to Investor Education and Protection Fund

There were no amounts which were required to be transferred to the Investor Education and Protection Fund by the Company in the financial year 2023-24.

Directors' Responsibility Statement

To the best of our knowledge and belief and according to the information and explanations obtained by us, your Directors state in terms of Section 134 (5) of the Companies Act, 2013 (the Act):

- a) that in the preparation of the annual financial statements for the year ended March 31, 2024, the applicable accounting standards have been followed along with proper explanation relating to material departures, if any.
- b) that they had selected such accounting policies and applied them consistently and made judgments and estimates that are reasonable and prudent so as to give a true and fair view of the state of affairs of the Company for the year ended March 31, 2024 and of the profit and loss of the Company on that date.
- c) that they had taken proper and sufficient care for the maintenance of adequate accounting records in accordance with the provisions of the Act for safeguarding the assets of the Company and for preventing and detecting fraud and other irregularities.
- d) that they had prepared the annual financial statements on a going concern basis.



- e) that they had laid down internal financial controls to be followed by the Company and that such internal financial controls are adequate and were operating effectively.
- f) that they had devised proper systems to ensure compliance with the provisions of all applicable laws and that such systems were adequate and operating effectively.

The details in respect of internal financial controls and their adequacy are included in the Management Discussion and Analysis Report, which forms part of this Report.

Disclosure as required under Section 22 of Sexual Harassment of Women at Workplace (Prevention, Prohibition and Redressal) Act, 2013

The Company is committed to provide a healthy environment to all its employees. There is zero tolerance of discrimination and/or harassment in any form. The Company has in place a Prevention of Sexual Harassment Policy and an Internal Complaints Committee as per the requirements of the Sexual Harassment of Women at Workplace (Prevention, Prohibition and Redressal) Act, 2013.

During the financial year under review, there were three complaints received by the Internal Complaints Committee out of which two were disposed off during the year and one was pending at the end of the year and the same was disposed off before the date of this report.

The Company has complied with provisions relating to the constitution of Internal Complaints Committee under the Sexual Harassment of Women at Workplace (Prevention, Prohibition and Redressal) Act, 2013.

Board Meetings

During the financial year, 7 Meetings of the Board were held. For details of the meetings of the Board, please refer to the Corporate Governance Report, which forms part of this Report.

Board Evaluation

Pursuant to the provisions of the Companies Act, 2013 and SEBI (Listing Obligations and Disclosure Requirements) Regulations, 2015 ('Listing Regulations'), performance evaluation exercise was carried out for evaluation of the performance of the Board as a Whole, the Chairman, Independent Directors and the Non-Independent Directors.

The Company had formulated a questionnaire to carry out the evaluation exercise. The questionnaire has been structured to embed various parameters based on identified

criteria such as composition, functioning of the Board/committees, process, individual roles/obligations etc., and framework to carry out the evaluation effectively.

Further as part of the process, Chairperson of the Nomination and Remuneration Committee provided feedback to the Board members on the evaluation carried.

As required under Listing Regulations, the Independent Directors held a separate meeting on February 8, 2024. All the Independent Directors attended the meeting. The Independent Directors discussed/reviewed the matters specified in Regulation 25(4) of the Listing Regulations.

Nomination and Remuneration Policy of the Company

The Company has adopted a Nomination and Remuneration Policy relating to appointment and remuneration of Directors, Key Managerial Personnel and Senior Executives of the Company, which inter alia govern the selection/nomination of Board members, appointment to Senior Management levels, review and approval of their remuneration etc. The policy is available at <https://www.astrazeneca.in/content/dam/az-in/pdf/files/AprNomination%20and%20Remuneration%20Policy.pdf>

Vigil Mechanism/Whistle-Blower Policy

The Company has a vigil mechanism for Directors and Employees to report their concerns about unethical behavior, actual or suspected fraud or violation of the Company's code of conduct. The mechanism provides for adequate safeguards to Director(s)/Employee(s) who avail of the mechanism. In exceptional cases, Directors and Employees have direct access to the Chairperson of the Audit Committee. The Whistle Blowing Policy is available at <https://www.astrazeneca.in/content/dam/az-in/pdf/2024/Whistle-Blowing-Policy.pdf>

Dividend Distribution Policy

The Company has adopted a Dividend Distribution Policy which is annexed as Annexure – I, which forms part of this Report. The Dividend Distribution Policy is also available at <https://www.astrazeneca.in/content/dam/az-in/pdf/2017/Dividend%20Distribution%20Policy.pdf>

Conservation of Energy, Technology Absorption, Foreign Exchange Earnings and Outgo

The information on Conservation of Energy, Technology Absorption and Foreign Exchange earnings and outgo stipulated under Section 134 (3) (m) of the Companies Act, 2013 read with Rule 8 of The Companies (Accounts) Rules, 2014 is annexed as Annexure – II, which forms part of this Report.

Related Party Transactions

There are no materially significant related party transactions made by the Company with Promoters, Directors, Key Managerial Personnel and Senior Management which may have a potential conflict with the interest of the Company at large.

The Company entered into materially significant related party transactions with AstraZeneca UK Limited and AstraZeneca AB, Sweden for purchase, transfer and receipt of products, goods, material, services and reimbursement on account of transfer price or other obligations. The same is within the limits duly approved by the Members at the 44th Annual General Meeting.

Further, the Company has taken the approval of Members of the Company at its 44th Annual General Meeting for the transactions to be entered by the Company with AstraZeneca UK and AstraZeneca AB, Sweden which was valid till the 45th Annual General Meeting.

Further, to meet the requirement of the growing business, approval of members of the Company is being sought for the transactions to be entered by the Company with AstraZeneca UK and AstraZeneca AB, Sweden for a period from the date of approval by the shareholders for these transactions, till March 31, 2025.

All Related Party Transactions are placed before the Audit Committee for its prior approval. Omnibus approval of the Audit Committee is obtained for transactions which are repetitive in nature or when the need for them cannot be foreseen in advance.

The Company has adopted a Policy for dealing with Related Party Transactions. The Policy as approved by the Board is available at www.astrazeneca.in/content/dam/az-in/pdf/2022/investor-relations/Policy-on-Related-Party-Transaction.pdf

Details of the related party transactions as required under Section 134(3)(h) read with Rule 8 of the Companies (Accounts) Rules, 2014, are annexed as Annexure – III, which forms part of this Report.

Risk Management

The Company has in place a mechanism to inform the Board about the risk assessment and minimisation procedures and periodical review is carried out to ensure that executive management controls risks by means of a properly defined framework.

The Company has formulated a Risk Management Policy which will guide the Risk Management Committee and the internal team to effectively manage the risks that the business faces.

The details of Risk Management Committee and its terms of reference are set out in the Corporate Governance Report which forms part of this report.

Corporate Social Responsibility

The Company's trust in the power of science is sustaining and growing, helping us transform the future of healthcare and the health of people, society and the planet. At AstraZeneca, our purpose and our values of doing the right thing, impels us to strive towards building healthier societies, forging partnerships to tackle major health challenges.

Sustainability at AstraZeneca means harnessing the power of science and innovation and our global reach to build a healthy future for people, society and the planet.

The Company is playing its part in tackling the biggest challenges of our time, from climate change to access to healthcare and disease prevention. By using a science-led approach and ensuring we act with integrity and in accordance with our values, the Company is transforming the future of healthcare and making a positive impact.

The Company seeks to create value beyond the impact of our life changing medicines, by embedding sustainability into everything.

Our three-pronged Sustainability ambition includes:

- **Access to healthcare:** Increasing access to life-saving treatments, promoting prevention and strengthening global healthcare resilience and sustainability.
- **Environment protection:** Accelerating the delivery of net-zero healthcare, proactively managing our environmental impact across all activities and investing in nature and biodiversity.
- **Ethics and Transparency:** Ensuring ethical, open and inclusive behaviour across.

The Corporate Social Responsibility Policy is available at <https://www.astrazeneca.in/content/dam/az-in/pdf/files/Corporate%20Social%20Responsibility%20PolicyS.pdf>

The Annual Report on CSR activities in terms of the requirements of Companies (Corporate Social Responsibility Policy) Rules, 2014 is annexed herewith as Annexure – IV, which forms part of this Report.

Annual Return of the Company

In terms of the requirements of Section 92(3) of the Act read with Rule 12 of the Companies (Management and Administration) Rules, 2014, the Annual Return is available at www.astrazeneca.com/india.



Details of remuneration of Directors/Key Managerial Personnel

The information relating to remuneration of Directors/Key Managerial Personnel as required under Section 197(12) read with Rule 5(1) of the Companies (Appointment and Remuneration of Managerial Personnel) Rules, 2014 of the Act, is annexed as Annexure - V, which forms part of this Report.

Particulars of Employees

The statement under Rule 5(2) and 5(3) of the Companies (Appointment and Remuneration of Managerial Personnel) Rules, 2014, are set out in Annexure – VI, which forms part of this Report.

However, the said Annexure shall be provided to Members on a specific request made in writing to the Company. The said information is open for inspection and any member interested in obtaining the copy of the same may write to the Company Secretary.

Management Discussion and Analysis Report

Management Discussion and Analysis Report as required under the Listing Regulations is annexed as Annexure - VII, which forms part of this Report.

Corporate Governance

A detailed report on corporate governance as required under the Listing Regulations is annexed as Annexure VIII, which forms part of this Report. Certificate of the Practising Company Secretary regarding compliance with the conditions stipulated in the Listing Regulations forms part of the Report on Corporate Governance.

Reporting of Frauds

There was no instance of fraud during the year under review, which required the Statutory Auditors to report to the Audit Committee and/or the Board, as required under Section 143(12) of the Act and Rules framed thereunder.

Particulars of Loans, Guarantees or Investments

During the year under review, the Company has not granted any Loan, or provided any Guarantee or made Investments within the meaning of Section 186 of the Companies Act, 2013.

Significant and material orders passed by the Regulators or Courts or Tribunals

During the year under review, there was no significant and material orders passed by the Regulators or Courts or Tribunals impacting the going concern status of the Company.

Committees

Pursuant to Section 178 of the Companies Act, 2013 and the rules made thereunder, the Board of Directors at its meeting held on May 30, 2014, had constituted the Nomination and Remuneration Committee and the Stakeholders' Relationship Committee. Pursuant to Section 135 of the Companies Act, 2013 and the rules made thereunder, the Board of Directors at its meeting held on August 12, 2014 had constituted the Corporate Social Responsibility Committee. Further, pursuant to Regulation 21 of the Listing Regulations, the Board of Directors at its meeting held on February 6, 2019 had constituted the Risk Management Committee. Details of these Committees including the Audit Committee are furnished in the Corporate Governance Report.

Directors and Key Managerial Personnel

The Companies Act, 2013 provides for appointment of Independent Directors, who shall hold office for a term of up to 5 consecutive years on the Board of the Company and shall be eligible for re-appointment on passing of a special resolution by the Company. Further, the provisions of retirement by rotation as envisaged under Section 152 of the Companies Act, 2013, shall not apply to such Independent Directors. The Independent Directors of the Company Mr. Narayan K Seshadri, Ms. Revathy Ashok and Ms. Shilpa Divekar Nirula, have furnished the required declaration under the provisions of Section 149 of the Companies Act, 2013, affirming that they meet the criteria of independence.

Changes to the Board of Directors

The following Directorship changes occurred in the Board during the year and up to the date of this report:

Retirement/Resignation from the Board:

- (a) Mr. Rajesh Marwaha retired from the office of Chief Financial Officer and Director with effect from September 30, 2023.
- (b) Ms. Weiyang Sarah Wang (Non-Executive Director) resigned with effect from February 8, 2024 due to change in her roles and responsibilities within AstraZeneca Group.
- (c) Mr. Ankush Nandra (Non-Executive Director) resigned with effect from May 27, 2024 due to change in his roles and responsibilities within AstraZeneca Group.

Appointments to the Board:

- (a) Ms. Hooi Bien Chuah was appointed as Additional Director (Non-Executive) of the Company by the Board of Directors, with effect from November 9, 2023.

- (b) Ms. Sylvia Lorena Varela Ramon was appointed as Additional Director (Non-Executive) of the Company by the Board of Directors, with effect from December 21, 2023.

Further, Ms. Hooi Bien Chuah and Ms. Sylvia Lorena Varela Ramon were appointed as Directors of the Company with effect from February 6, 2024 by the members of the Company through the Postal Ballot process.

- (c) Ms. Bhavana Agrawal was appointed as Additional Director and Whole-time Director of the Company by the Board of Directors, with effect from February 8, 2024. Further, the members of the Company appointed Ms. Bhavana Agrawal as the Director and Whole-time Director of the Company with effect from February 8, 2024, for a period of three years, through the Postal Ballot process.

Pursuant to Section 152 of the Companies Act, 2013, Dr. Sanjeev Kumar Panchal, Managing Director will retire by rotation at the ensuing Annual General Meeting and being eligible, offers himself for re-appointment. A resolution in this behalf is set out at Item No. 3 of the Notice of the Annual General Meeting.

Pursuant to the provisions of Regulation 36 of the SEBI (Listing Obligations and Disclosure Requirements) Regulations, 2015 and Secretarial Standard on General Meetings, brief resume and other disclosures relating to the Director who is proposed to be re-appointed are given in the Annexure to the Notice of the 45th Annual General Meeting.

The details of familiarisation programme and annual board evaluation process for Directors have been provided in the Corporate Governance Report.

As on date, Dr. Sanjeev Kumar Panchal, Managing Director, Ms. Bhavana Agrawal, Chief Financial Officer and Director and Ms. Manasa. R, Company Secretary, are the Key Managerial Personnel of the Company.

Auditors

Statutory Auditors:

At the Annual General Meeting held on August 9, 2021, the present statutory auditors, M/s. Price Waterhouse & Co. Chartered Accountants LLP (Firm Registration No. 304026E/E-300009), were re-appointed as statutory auditors of the Company for a period of 5 years viz., till the conclusion of 47th Annual General Meeting.

Secretarial Auditors:

Pursuant to the provisions of Section 204 of the Companies Act, 2013 and Rule 9 of the Companies (Appointment and Remuneration of Managerial Personnel) Rules, 2014 and amendments made thereto, the Company engaged the

services of Mr. Vijayakrishna K.T., Practising Company Secretary to conduct the Secretarial Audit of the Company for the financial year ended March 31, 2024. The Secretarial Audit Report in Form MR-3 is annexed as Annexure – IX, which forms part of this Report.

The Company has complied with the Secretarial Standards issued by the Institute of Company Secretaries of India on Board Meetings and Annual General Meetings.

Cost Auditors:

The Board of Directors of the Company, based on recommendation of the Audit Committee, has appointed M/s. Rao, Murthy & Associates, Cost Accountants, Bengaluru, (Registration No. 000065), as Cost Auditor of the Company, for conducting the Cost Audit for the financial year 2024-25, on a remuneration as mentioned in the Notice convening the 45th Annual General Meeting.

A Certificate from M/s. Rao, Murthy & Associates, Cost Accountants, has been received to the effect that their appointment as Cost Auditor of the Company is in accordance with the limits specified under Section 141 of the Act and Rules framed thereunder.

The Cost Audit Report for the year 2022-23 was filed with the Ministry of Corporate Affairs on September 7, 2023.

The Company maintains the cost records as specified by the Central Government under section 148 (1) of the Act.

Acknowledgements

Your Directors take this opportunity to thank AstraZeneca Pharmaceuticals AB, Sweden and AstraZeneca PLC, UK for their valuable guidance and strong support to the Company's operations during the year.

Your Directors would also like to thank the Central and the State Governments, other Statutory and Regulatory Authorities, the Company's Bankers, the Medical Profession and Trade, Vendors and Business Associates and the Members for their continued valuable support to the Company's operations.

Your Directors place on record their sincere appreciation of the significant contribution and continued support of the employees at all levels to the Company's operations during the year.

On behalf of the Board of Directors

Place: Bengaluru
Date: May 27, 2024

Narayan K. Seshadri
Chairman



Annexure I to Board's Report

Dividend Distribution Policy

Background

The Securities and Exchange Board of India ('SEBI') has, vide its notification dated July 8, 2016 amended the SEBI (Listing Obligations and Disclosure Requirements) Regulations, 2015 ('the Listing Regulations') by inserting a new Regulation 43A, which mandates the top 1,000 listed companies based on market capitalisation calculated as on March 31, of every financial year to formulate a Dividend Distribution Policy.

AstraZeneca Pharma India Limited ('the Company') being one of such top 1,000 listed companies is accordingly required to formulate a Dividend Distribution Policy ('the Policy').

This Policy has been approved by the Board of Directors of the Company ('the Board') at its meeting held on November 11, 2016. The Policy will be applicable from the Company's financial year 2016-17.

(a) Objective

The objective of the Policy is to reward the Company's shareholders by sharing profits earned by the Company through payment of dividend, after ensuring that adequate funds are retained for sustaining its operations, needed capital expenditure and future growth of the Company.

The Policy is aimed at striking the right balance between the quantum of dividend paid to its shareholders and the amount of profits retained for its business requirements, present and future.

The Company will make dividend payments in line with this Policy.

(b) Types of Dividend

There are two types of dividend that may be paid by the Company to its Shareholders:-

(i) Final Dividend

The Board shall have the power at its meeting to recommend to the Shareholders for their approval at an Annual General Meeting, the declaration of dividend and the quantum of final dividend payable. The Board's recommendation shall be based on the Company's profits arrived at in accordance with the applicable provisions of the Companies Act, 2013 and the Rules made thereunder (Collectively, 'the Act'), as per its

annual audited financial statement and in line with this Policy. Upon the Shareholders approving at the Annual General Meeting the final dividend recommended by the Board, the Dividend shall be paid to all the Shareholders entitled to receive the same as on the Record Date/Book Closure Date determined by the Board in accordance with the applicable provisions of the Act.

(ii) Interim Dividend

The Board has the power to declare, at its complete discretion, one or more Interim dividends to the Shareholders during any financial year based on the Company's financial position as per its quarterly/half yearly financial statements, in line with this Policy.

The Company shall pay applicable Dividend Distribution Tax on dividends declared and paid.*

The Board may at its sole discretion declare a Special dividend under certain circumstances such as extraordinary profits from sale of investments or on the Company attaining a significant milestone in its journey.

(iii) Declaration and Payment of Dividend (including Interim Dividend)

The declaration and payment of Dividend to the Shareholders shall be in accordance with the applicable provisions of the Act and the Rules framed thereunder for the time being and from time to time in force and in line with this Policy.

(c) Factors to be considered when declaring/paying Dividend

The decision regarding dividend pay-out is a crucial one, as it determines the amount of profit to be distributed amongst the Shareholders and the amount of profit to be retained in the Company's business.

The dividend pay-out decision would depend upon the following external and internal factors:-

External Factors

- (a) **State of Indian Economy** – In case of uncertain or recessionary economic and business conditions, the Board will endeavour to retain larger part of profits to build up reserves for the future.

*Note: Tax treatment shall be subject to applicable regulations.

- (b) **Capital Markets** – When the markets are favourable, dividend pay-out can be liberal. However, in case of unfavourable market conditions, the Board may resort to a conservative dividend pay-out in order to conserve cash outflows.
- (c) **Statutory Restrictions** – The Board will keep in view the restrictions imposed by the Act and the Rules made thereunder in force from time to time and any other applicable statutory restrictions, obligations or impositions with regard to declaration of dividend.
- (d) **Corporate Tax** – The rate of Corporate Tax on dividend could be also a determining factor in deciding whether or not to declare dividend and/or its quantum.

Internal Factors

Apart from various external factors above mentioned, the Board will take into account various internal factors when declaring dividend such as the following:-

- (i) Profits earned during the financial year;
 - (ii) Present and future capital requirements of the existing businesses;
 - (iii) Brand/Business Acquisitions;
 - (iv) Expansion/Modernisation of existing businesses;
 - (v) Additional investments of the Company;
 - (vi) Obligations to creditors;
 - (vii) Capital adequacy and liquidity maintenance;
 - (viii) Any other factor as deemed fit by the Board.
- (d) **How retained earnings to be utilised by the Company**
The profits earned by the Company may as per the Board's assessment in the light of the above factors, may be retained in business or utilised for projected expansion/diversification, brand/business acquisitions, capital expenditure and for the growth of the business and the balance shall be distributed amongst the shareholders by way of dividend in line with this Policy.
 - (e) **Types of Capital**
The Company has only equity share capital as on date. If in future, the Company issues preference share capital and if dividend is declared by the Board, the preference share capital will have priority to receive dividend in accordance with the terms of its issue before any dividend is paid in respect of equity capital in accordance with the applicable provisions of the Act, and the Articles of Association of the Company.
 - (f) **Disclosure of this Policy**
The Company shall disclose this Policy on its website and in its Annual Report.
 - (g) **Amendment**
The Board may amend this Policy as and when deemed fit. Any and all provisions of this Policy shall be amended as needed due to business and economic conditions or regulatory changes from time to time.
 - (h) **Review**
This Policy shall be reviewed periodically by the Board.



Annexure II to Board's Report

Details on Conservation of Energy, Technology Absorption, Foreign Exchange Earnings and Outgo

A. Conservation of Energy-

(i) The steps taken or impact on conservation of energy:

The Company's Manufacturing Facility is accredited with Gold Standard Rating under LEED (Leadership in Energy and Environmental Design) certification. The facility uses energy-saving HVAC System. All the HVAC operations is controlled by the building management system, which enables the facility to be energy efficient.

As part of the Zero Carbon and Energy Reduction Glidepath, air handling unit ramp down project was initiated and completed in 2023, which provides more than 25% reduction in energy consumption.

Upgradation of the Air handling unit motors to Electronically Commutated (EC) fans has resulted in approximately 35% reduction in power in 2024. Usage of one transformer and one 750 KVA DG set has been discontinued due to reduced demand.

(ii) The steps taken by the Company for utilising alternate sources of energy:

The Company is using renewable energy concepts like:

- Solar power is catering to more than 95-97% of site power requirements including inhouse solar plant and power purchase agreement
- Usage of environment friendly LPG gas in place of Diesel as Boiler fuel
- Rainwater Harvesting
- Heat pump commissioned for HVAC system
- EC fans installed in Air Handling units
- Natural air ventilation systems for Boiler house
- Usage of transparent roofing in utility areas to conserve lighting load

(iii) The capital investment on energy conservation equipment:

- The Company's investment into the existing Tablet Facility includes investments made on energy conservation equipment and systems
- Heat pump installation for HVAC system completed which uses the waste heat from chiller system and reduces the usage of LPG consumption

- Chemical less cooling tower for water conservation implemented in 2023 has resulted in less water usage
- Usage of power saving LED fixtures in production, warehouse and street lighting
- Water stewardship plan in place for reducing water usage

B. Technology Absorption

1. The efforts made towards technology absorption N.A.
2. The benefits derived like product improvement, cost reduction, product development or import substitution N.A.
3. In case of imported technology (imported during the last three years reckoned from the beginning of the financial year)
 - (a) The details of technology imported
 - (b) The year of import
 - (c) Whether the technology has been fully absorbed
 - (d) If not fully absorbed, areas where absorption has not taken place and reasons thereof N.A
4. The expenditure incurred on Research and Development N.A.

C. Foreign Exchange Earnings and Outgo

- (a) Foreign exchange earned in terms of actual inflows- ₹ 1,094 million.
- (b) Foreign exchange outgo in term of actual outflows- ₹ 61 million.

On behalf of the Board of Directors

Place: Bengaluru
Date: May 27, 2024

Narayan K. Seshadri
Chairman

Annexure III to Board's Report**Form No. AOC-2**

(Pursuant to clause (h) of sub-section (3) of Section 134 of the Companies Act, 2013 and Rule 8(2) of the Companies (Accounts) Rules, 2014)

Form for disclosure of particulars of contracts/ arrangements entered into by the Company with related parties referred to in sub-section (1) of section 188 of the Companies Act, 2013 including certain arms length transactions under third proviso thereto.

1. Details of contracts or arrangements or transactions not at arm's length basis:

During financial year 2023-24, there was no contract or arrangement or transaction with the related parties, which was not at arm's length and in the ordinary course of business.

2. Details of material contracts or arrangement or transactions at arm's length basis:

- i.**
- (a) Name of the related party: **AstraZeneca UK Limited (AZ UK).**
- (b) Nature of relationship: AstraZeneca UK Limited, is the Parent Company of AstraZeneca Treasury Limited, United Kingdom which is the Holding Company of AstraZeneca AB, Sweden, which in turn is the Holding Company of AstraZeneca Pharmaceuticals AB, Sweden and which in turn is the Holding Company of AstraZeneca Pharma India Limited.
- (c) Nature of contracts/arrangements/transactions: Purchase of raw materials and traded goods by the Company from AZ UK and reimbursement by and to AZ UK.
- (d) Duration of the contracts/arrangements/ transactions: Agreement dated June 20, 2005 entered into by the Company with AZ UK, is ongoing.
- (e) Salient terms of the contract including value if any:
- (i) Formulation, Packaging and Distribution Agreement dated June 20, 2005:
Nature: Formulation, packaging and resale of the products by the Company.
Credit Period: 120 days.
Transactions to take place at agreed transfer pricing.
- (ii) Termination of Agreement by 6 months written notice by either party.
Monetary value of transaction(s) during the financial year 2023-24 is ₹ 4,149 million.
- (iii) Payment towards reimbursement of pre-launch cost is ₹ 23 million.
- (iv) Payment towards employee stock compensation reserve is ₹ 20 million.
- (v) Reimbursement received towards employees deputed on assignment with the related party is ₹ 181 million.
- (vi) Recovery pursuant to Advance Pricing Agreement is ₹ 164 million.
- The aggregate value of transactions with AZ UK, a Related Party during the financial year 2023-24 was ₹ 4,537 million.
- (f) Date of approval by the Board: Not applicable, as the transactions referred to above are in the ordinary course of business and on arm's length basis.
- (g) Amount paid as advances, if any: Nil
- ii.**
- (a) Name of the related party: **AstraZeneca AB, Sweden (AZ AB)**
- (b) Nature of relationship: AstraZeneca AB, Sweden, is the Holding Company of AstraZeneca Pharmaceuticals AB, Sweden which is the Holding Company of AstraZeneca Pharma India Limited.
- (c) Nature of contracts/arrangements/transactions: Purchase of raw materials and traded goods by the Company from AZ AB and reimbursement by AZ AB, the cost of employees deputed by the Company outside India.
- (d) Duration of the contracts/arrangements/ transactions: Agreement dated January 1, 2013 entered into by the Company with AZ AB, is ongoing.



(e) Salient terms of the contract including value if any:

- (i) Formulation, Packaging and Distribution Agreement dated January 1, 2013:
Nature: Formulation, packaging and resale of the products by the Company
Credit Period: 120 days.
Transactions to take place at agreed transfer pricing.
Termination of Agreement by 6 months written notice by either party.
Monetary value of transaction(s) during the financial year 2023-24 is ₹ 1,223 million.
- (ii) The Company has entered into an agreement with AZ AB, the material terms of which are as follows:

Nature: Reimbursement of costs for supply of services (a) pertaining to marketing and promotion of certain pharmaceutical products (b) clinical study.

Credit Period – 45 days.

Termination of Agreement by 3 months written notice by either party.

Monetary value of transaction(s) during financial year 2023-24 is ₹ 899 million.

- (iii) Receipt towards reimbursement of taxes is ₹ 122 million.

The aggregate value of transactions with AZ AB, a Related Party during the financial year 2023-24 was ₹ 2,244 million.

- (f) Date of approval by the Board: Not applicable, as the transactions referred to above are in the ordinary course of business and on arm's length basis.

- (g) Amount paid as advances, if any: Nil

On behalf of the Board of Directors

Place: Bengaluru
Date: May 27, 2024

Narayan K. Seshadri
Chairman

Annexure IV to Board's Report

Annual Report on CSR Activities

1. A brief outline of the Company's CSR policy, including overview of projects or programs proposed to be undertaken and a reference to the web-link to the CSR policy and projects or programmes:

Access to Healthcare:

The Company's flagship programme, the 'Ganga Godavari Screening Programme' persisted in its mission to identify the incidence of Cancer in women early-on by conducting preventative screenings among underserved communities.

Cancer is often detected at a later stage, making it difficult to treat, leading to a poor prognosis. As a result, it is the second leading cause of death worldwide. Cancer screening is an effective approach to prevent, detect early, and manage various types of cancers before symptoms appear. The disease area in itself has a dedicated focus of the government, and several initiatives are being carried out nationwide by the government under the National Health Mission (NHM) and are integral components of comprehensive primary healthcare.

The Indian Council of Medical Research-National Cancer Registry Program (ICMR-NCRP) has projected that the number of cancer cases in India will increase from 14.6 lakh in 2022 to 15.7 lakh in 2025. Indian Cancer Society (ICS) in a recent article stated the breast and cervix cancers are two of the most common cancers among women in India, while breast cancer is a widespread issue worldwide, the prevalence of uterine cervix cancer is significantly higher in developing countries such as India. These cancers, along with oral cavity cancer, contribute to a significant portion of total cancer cases among Indian women. In 2008, there were 134,420 cases of uterine cervix cancer, 115,251 cases of breast cancer, and 24,375 cases of oral cavity cancer reported, accounting for 52.8% of all cancer cases among Indian women. These cancers have claimed a large number of lives, with 142,968 deaths in 2008 alone. This marks a significant portion of total cancer-related deaths among Indian women, accounting for 45.8%. Behind these statistics are stories of struggle, resilience, and hope, as each number represents a woman, a family, and a community affected by cancer.

It remains crucial to prioritise early detection, access to quality healthcare, and support systems for those battling these cancers. By doing so, we pay tribute to the lives lost and strive to create a future in which these cancers no longer cast their shadow over the lives of Indian women.

Committed to improving access to healthcare at the grassroots level, the Company curated 'Ganga Godavari Screening Programme' in the year 2019 and continued its mission to identify the incidence of Cancer in women early-on by creating and spreading awareness in the community (covered~50,000) on cervical, breast and oral cancer and screening women between 30-65 years of age from economically weaker section of identified communities of Nasik, Patna and Delhi (Mohalla clinics using AI based breast cancer screening). Alongside, we supported preventative screening camps organised by partners CAPED, ICS and OneStage driving 'Early Detection for Better Outcomes'. The project screened 10,214 women through 125 camps in ~125 different locations.

Additionally, the project added a layer of building the capacity and capabilities of the community members and healthcare workers (~1,500) who are often the primary point of contact for people living in rural or semi-urban areas, especially on myths and stigmas associated with cancer. The project emphasised the importance of early detection and prevention to reduce fatalities and increase the rate of survival. As per identified needs of the community, CAPED partnered with NICPR to provide continuous training to medical officers and staff nurses beyond the project duration.

Close collaboration and guidance from National Health Mission (NHM), the Delhi State Nodal Officer of the Cancer Control Cell and NARCHI, we maximised the opportunities on the ground to offer the best possible support on the ground especially in the identified communities at Delhi.

The patient navigation programme was carried out seamlessly to confirm the at-risk diagnosis and treat beneficiaries in collaboration with Lady Hardinge, Dr. B.R. Ambedkar Hospitals, SMBT Hospital and Mahavir Cancer Sansthan in Delhi, Nasik and Patna respectively.

AstraZeneca's global 'Young Health Programme' was introduced in Karnataka in the year 2021 based on key learning from over a decade of work across multiple communities in Delhi. Founded in partnership with John Hopkins School of Public Health and Plan International, AstraZeneca aimed at improving health outcomes of vulnerable youth, by building awareness on the ill-effects of behaviours such as tobacco and alcohol consumption, smoking, unhealthy lifestyle etc., that could lead to Non-Communicable Diseases (NCDs) such as Cancer, Diabetes, heart ailments etc. in the long run. With a unique working model, this project is implemented by developing youth from the community itself as 'Peer Educators' who not only believe in the objective of the programme but also act as influencers in driving change within the community.

In India, the Company is building 'Health Information Centres' (HICs) in identified communities within Bangalore helping spread the right information on NCD Prevention and Management, identifying sustainable solutions to influence behaviour. Our primary objectives with this programme remain:

- **Enhance responsive health** -seeking behaviour among young people by providing relevant information and build their capacity to make better lifestyle choices.
- **Establish community** -based actions to counter key infections.
- Raise awareness and knowledge about access to available healthcare systems.
- Address the immediate needs of the community in issues related to healthcare, hygiene, and sanitation.

The Company along with our partner Plan India and OneStage, continuously refine our strategies and network that can help us engage better and effectively thereby positively influencing behaviour of the community from time to time. The entire process includes garnering deep support from local government in Karnataka including Ministry of Health and Family Welfare, NCD Cell and NHM teams to propel the programme towards self-sustenance. Through deep and continuous engagement with the said stakeholder group, the Company augmented its connect and conducted on-demand unique educative programs on 'NCDs' in both public and private schools that saw an active participation and support from both students and teachers. As a result, the Company secured ~10 appreciation letters from the government officials and private schools in the communities where we work.

Some of our activities this year in the communities included:

- Continued Peer educator identification and training for young people, with a focus on empowering them with technical knowledge on NCD risk behaviours and how they can share this knowledge with their peers in schools and communities.
- Training/sensitisation of school teachers from government schools on harms of alcohol and tobacco consumption, risky sexual behaviours, unhealthy diet and physical inactivity was a crucial activity to be able to reinforce the message in the community from all influencers.
- Girls Centric NCD Sessions at school train 642 adolescent girls on 5 risk factors, emphasising sexual and reproductive health rights, resulting in heightened awareness, increased self-confidence, and strong community support for healthy behaviors.
- Involving the community in observing important health days helped reiterate the message in a continuous manner.

With an intervention in relatively new territories, this year we reached ~95,000 people and built large scale awareness on NCDs, its causes and impact. In lines with the design of the programme, ~145 youth, ~1,000 teachers, healthcare workers, adults and government facilitators were trained.

Layer of effective monitoring and data collection component was also added in the programme that could help the Company track the progress and connect made with the beneficiaries on a regular basis that could help in planning sustenance in the communities.

- **Creating Electronic Module:** The module aims to empower youth by providing essential knowledge to address NCD risk factors. Through self-paced learning, it equips young individuals with skills and information for effective NCD prevention.
- **Online Management Information Systems (MIS):** Online MIS are crucial for efficient decision-making, as they provide real-time data insights, streamline processes, and enhance overall organisational effectiveness in the digital era.
 - The online MIS primarily emphasises precise procedures for entering activity-specific and level-wise data, replacing traditional manual data entry methods.

- Through the utilisation of this online MIS, staff members effortlessly record and monitor the daily achievements of their respective beneficiaries.
- Admin level can check the current status of project beneficiaries at any time.

Environment Protection:

The Company recognises the connection between healthy people and a healthy planet and takes a science-based approach to proactively manage our environmental impact. The Company is actively investing in biodiversity and nature conservation, as we strive towards achieving our Zero Carbon ambition. In India, we are in the last year of partnering and maintain our plantation of 5,000 geo-tagged trees in association with SankalpTaru Foundation. This innovative approach includes individual tracking of each plant, enabling us to monitor and manage their growth remotely. Now onwards, the community will take over the responsibility of nurturing the site directly.

Last year, the Company added a unique dimension to 'Environment Protection' pillar of Corporate Social Responsibility. The concept of 'Improved Cookstoves Distribution for Women Empowerment and Environmental Sustainability' emerges in response to the critical situation in rural India, where traditional cooking methods pose significant health and environmental challenges and significantly adds to carbon emission locally. Despite India's rapid modernisation, a substantial segment of its population (~60%), resides in rural areas wherein ~90% of households rely on traditional fuels and cookstoves for their daily cooking needs. These fuels are predominantly sourced from forests and other firewood fuel, creating a dependency that affects both the environment and the health of the inhabitants.

The J-PAL policy briefcase (2012) reveals: indoor particulate matter (PM10) concentrations is twenty times more than the limit recommended by India's Central Pollution Control Board for ambient air quality. Health tests in the study areas in Orissa found that women had an average carbon monoxide (CO) reading of 7.55 parts per million (ppm), while children had an average reading of 6.48 ppm-CO levels like what would result from smoking seven cigarettes per day.

The 'Improved Cookstove' initiative aims to address these challenges by introducing efficient cookstoves that can bring down the quantity of firewood fuel required on daily basis. This initiative not only aims to reduce the health risks associated with traditional cooking methods but also strives to empower women by freeing them from the time and labour-intensive process of collecting large amount of firewood fuel. Additionally, it contributes to environmental sustainability by reducing deforestation and lowering greenhouse gas emissions, supporting 9 SDGs of India. In collaboration with our partner IICare and OneStage, we installed 2,661 cookstoves in households across Jalna District, (Ambad and Ghanswangi and Jalna Block) benefitting ~7,000-8,000 beneficiaries directly and indirectly.

This approach presents a holistic solution, positively impacting the health of rural populations, empowering women in these communities, and promoting a more sustainable interaction with the environment. Transitions of this nature not only benefit households but also impact environment and overall sustainability efforts positively.

The monitoring of the project includes data collection, evaluation to measure its impact accurately. It deploys a community-based approach, involving local stakeholders and communities in implementation. It will use a combination of Local Stakeholder Consultation, awareness-building, targeted distribution to ensure the successful adoption of clean cookstoves.

2. The composition of the CSR Committee is as follows:

Sl. No.	Name of Director/Designation	Category	Number of Meeting of CSR Committee held during the year	Number of Meetings of CSR Committee attended during the year
1.	Hooi Bien Chuah*, Chairperson	Non-Executive Director	1	N.A.
2.	Weiyang Sarah Wang**, Chairperson	Non-Executive Director	1	1
3.	Revathy Ashok	Non-Executive Independent Director	1	1
4.	Sanjeev Kumar Panchal	Managing Director	1	1

*Ms. Hooi Bien Chuah was appointed as the Chairperson of the Committee w.e.f. February 8, 2024

** Ms. Weiyang Sarah Wang ceased to be a Chairperson of the Committee w.e.f. February 8, 2024



3. The details of the CSR is available at www.astrazeneca.com/india.
4. Provide the executive summary along with web-link(s) of Impact Assessment of CSR Projects carried out in pursuance of sub-rule (3) of rule 8, if applicable - Nil.
5.
 - (a) Average net profit of the Company as per section 135(5): ₹ 1,122.43 million.
 - (b) Two percent of average net profit of the Company as per section 135(5): ₹ 22.44 million.
 - (c) Surplus arising out of the CSR projects or programmes or activities of the previous financial years: Nil.
 - (d) Amount required to be set-off for the financial year: Nil.
 - (e) Total CSR obligation for the financial year 2023-24: ₹ 22.44 million.
6.
 - (a) Amount spent on CSR Projects (both Ongoing Project and other than Ongoing Project): 22.44 million.
 - (b) Amount spent in Administrative Overheads: Nil.
 - (c) Amount spent on Impact Assessment, if applicable: Not applicable.
 - (d) Total amount spent for the financial year: ₹ 22.44 million.
 - (e) CSR amount spent or unspent for the financial year:

Total Amount Spent for the Financial Year (in ₹ million)	Amount Unspent (₹ in million)				
	Total Amount transferred to Unspent CSR Account as per sub-section (6) of section 135		Amount transferred to any fund specified under Schedule VII as per second proviso to sub-section (5) of section 135		
	Amount	Date of transfer	Name of the fund	Amount	Date of transfer
22.44			NA		

- (f) Excess amount for set-off, if any: Not applicable

Sl. No.	Particulars	Amount (in ₹ million)
(i)	Two percent of average net profit of the company as per sub-section (5) of section 135(5)	Not applicable
(ii)	Total amount spent for the financial year	
(iii)	Excess amount spent for the financial year [(ii)-(i)]	
(iv)	Surplus arising out of the CSR projects or programmes or activities of the previous financial years, if any	
(v)	Amount available for set off in succeeding financial years [(iii)-(iv)]	

7. Details of unspent CSR amount for the preceding three financial years: Not applicable
8. Whether any capital assets have been created or acquired through CSR amount spent in the financial year: No
9. Specify the reason(s), if the company has failed to spend two per cent of the average net profit as per sub-section (5) of section 135: Not applicable

Sanjeev Kumar Panchal

Managing Director

Place: Bengaluru

Date: May 27, 2024

Hooi Bien Chuah

Chairperson of CSR Committee

Place: Malaysia

Date: May 27, 2024

Annexure V to Board's Report**The information relating to remuneration of Directors/KMP as required under section 197(12) read with Rule 5(1) of the Companies (Appointment and Remuneration of Managerial Personnel) Rules, 2014**

1. The ratio of remuneration of each director to the median remuneration of the employees of the Company for the financial year	Ratio
Dr. Sanjeev Kumar Panchal - Managing Director	28:1
Mr. Rajesh Marwaha - Whole-Time Director*	20:1
Ms. Bhavana Agrawal - Whole-Time Director**	3:1

The Independent Directors of the Company were entitled to sitting fee as per the statutory provisions. The ratio remuneration and percentage increase for Independent Directors' remuneration is therefore not considered for the above purpose. Non-Executive Directors who are employees of the AstraZeneca group do not receive any sitting fee.

2. The percentage increase in remuneration of each Director, Chief Financial Officer, Chief Executive Officer, Company Secretary or Manager, if any	%
Dr. Sanjeev Kumar Panchal, Managing Director	N.A.
Mr. Rajesh Marwaha, Chief Financial Officer and Director*	11
Ms. Bhavana Agrawal, Chief Financial Officer and Director**	N.A.
Ms. Manasa R, Company Secretary	10

*Mr. Rajesh Marwaha retired from the office of Chief Financial Officer and Director w.e.f. September 30, 2023

**Ms. Bhavana Agrawal was appointed as Chief Financial Officer w.e.f. October 1, 2023 and as Whole-Time Director w.e.f. February 8, 2024

- Percentage increase in the median remuneration of employees in the financial year: **8.98%**
- Number of permanent employees on rolls of the Company as on March 31, 2024: **940**
- Average percentile increase already made in the salaries of employees other than managerial personnel in the last financial year and its comparison with the percentile increase in the managerial remuneration and justification thereof and to point out if there are any exceptional circumstances for increase in the managerial remuneration: **The Average increase is 8.98%. No exceptional circumstances in increase of remuneration. The increase is as per Company increment guidelines.**
- Affirmation that the remuneration is as per remuneration policy of the Company: **It is affirmed that the remuneration is as per the remuneration policy of the Company.**

On behalf of the Board of Directors

Place: Bengaluru
Date: May 27, 2024

Narayan K. Seshadri
Chairman



Annexure VII to Board's Report

Management Discussion & Analysis Report

Indian Economy

India is the 5th largest economy in terms of 2024 GDP rankings, with an estimated GDP of US\$ 3.94 trillion. ⁽¹⁾ When adjusted for purchasing power, it is ranked third - only behind China, and United States. ⁽¹⁾ India was the fastest growing major economy in 2023 with a GDP growth of 7.8%. The Indian economy has maintained robust macroeconomic fundamentals, and the expansion was driven by an uptick in the industrial, manufacturing and services sectors. The growth was supported by the government's sustained capital expenditure push, despite global headwinds caused by geopolitical uncertainties. In terms of future outlook, India's economy will be boosted by strong public investment and continued growth in the manufacturing sector, with a GDP growth of 6.8% projected in 2024 and 6.5% in 2025. ⁽¹⁾

Strong domestic demand for consumption and investment, along with the government's continued focus on capital expenditure remain the major drivers for GDP growth. External demand has been fuelled by significant export growth, supported by targeted government measures. On the supply side, industry and services sectors were the primary growth drivers.

An improving business environment and a growing workforce are set to enhance income, consumption, and investments, propelling India's economic growth. Additionally, groundbreaking policies like PM Gati Shakti, the National Logistics Policy and the PLI Incentive Schemes are expected to reinforce this growth trajectory. ⁽²⁾ Another vital component of the plan is establishing a sturdy foundation for digital innovation and expanding public digital platforms, with a focus on investments in digital public infrastructure. Initiatives such as Aadhaar and Unified Payment Interface (UPI) have already delivered significant results in this domain. However, ensuring policy continuity will be essential to sustain this upward trend. ⁽³⁾

Indian Healthcare Environment

The Indian healthcare sector on a broad level comprises of pharmaceuticals, diagnostics, medical devices, equipment and supplies, healthcare delivery, clinical trials, and health insurance segments. The industry's rapid growth, fuelled by expanded coverage and services, alongside increased investments from both public and private sectors, achieved a remarkable 22.5% CAGR from 2016 to 2022. The industry size was estimated to be US\$ 367 billion in 2023 and is projected to reach US\$ 638 billion by 2025. ⁽⁴⁾

A growing burden of Lifestyle or Non-Communicable Diseases (NCDs), aging demographics, rising income, and awareness towards health and wellness coupled with improving access to healthcare in Tier-II and Tier-III cities and rural markets, increased diagnostic rates and health insurance coverage, along with emergence of telemedicine are a few of the notable trends contributing to the increased healthcare expenditure.

The Indian medical tourism market was valued at US\$ 2.89 billion in 2020 and is expected to reach US\$ 13.42 billion by 2026. India ranks 10th in the Medical Tourism Index (MTI) for FY 2020-21 out of 46 destinations by the Medical Tourism Association. India stands as a global leader in Medical Value Travel (MVT) with a market size of US\$ 5-6 billion, catering to 500,000 international patients annually. ^(4,5)

The e-health market size is estimated to reach US\$ 10.6 billion by 2025⁽⁴⁾. The rapid adoption of smart phones and the increased penetration of internet services, supplemented by government policies has accelerated the growth of the Indian e-health market. Post the COVID-19 pandemic, the country continues to focus on creating a strengthened and innovative healthcare ecosystem that leverages digital channels across all major facets of the industry.

Increasing penetration of health insurance will drive the expansion of healthcare services and pharmaceutical market in India. A growing middle-class, coupled with rising burden of new diseases, is boosting the demand for health insurance coverage. With an increasing demand for affordable and quality healthcare, penetration of health insurance is poised to expand in the coming years. ⁽⁴⁾

The central and state governments' budgeted expenditure on healthcare touched 1.98 % of GDP in FY 2023-24 ⁽⁶⁾ and 2.1% in FY 2022-23, against 2.2% in FY 2021-22 ⁽²⁾.

The Ministry of Health and Family Welfare has been allocated ₹ 90,659 crore (US\$ 10.9 billion) under the Interim Budget 2024-25, an increase of 1.7% compared to ₹ 89,155 crore (US\$10.7 billion) in FY 2023-24. It aims to improve access to healthcare services and infrastructure in India. The government's announcement to establish more medical colleges by utilising existing hospital infrastructure will address manpower shortages while also increasing access to healthcare education. Pradhan Mantri Swasthya Suraksha Yojana (PMSSY) was allocated ₹ 2,400 crore (US\$ 0.3 billion). Human Resources for Health and Medical Education

was allotted ₹ 5,016 crore (US\$ 0.6 billion). National Health Mission was allotted ₹ 36,983 crore (US\$ 4.5 billion). Ayushman Bharat – Pradhan Mantri Jan Arogya Yojana (AB-PMJAY) was allotted ₹ 7,500 crore (US\$ 0.9 billion).⁽⁷⁾

AB-PMJAY provides a coverage of 5 lakh per family to over 30.6 crore beneficiaries, amounting to disbursements of ₹ 79,157 crore since its launch in 2018. This year, Ayushman Bharat scheme was extended to all ASHA and Anganwadi workers. The government also introduced programs to encourage Cervical Cancer Vaccination for girls aged 9-14 and improve nutrition delivery and early childhood care and development under Saksham Anganwadi and Poshan 2.0. It also introduced the U-WIN platform for immunisation efforts under Mission Indradhanush.⁽⁸⁾

Indian Pharmaceutical Market (IPM)

The Indian Pharmaceutical Market comprises of generic drugs, bulk drugs, OTC medicines, vaccines, contract research & manufacturing (CRAMS), and biosimilars and biologics. India is the third largest market globally in terms of pharmaceutical production by volume and fourteenth in terms of value. India is the largest supplier of vaccines and generic drugs globally. The Indian pharmaceutical industry is also among the top 10 attractive segments for Foreign Direct Investment in India, receiving US\$22.37 billion in FDI (April 2000-December 2023).⁽⁹⁾

The estimated size of IPM for FY 2023-24 is ₹ 2,16,091 crore (US\$ 26.04 billion). The growth of 7.6% (Value, FY 2023-24 over FY 2022-23) is a slight drop from prior year's growth of 7.9% (Value, FY 2022-23 over FY 2021-22). Indian companies account for 83% share of the market (value) with a growth of 7.9% (Value, FY 2023-24 over FY 2022-23), while the MNCs grew at 6.05%.⁽¹⁰⁾

Pharmaceutical Business Environment- Outlook

The Indian pharmaceutical market is forecasted to grow at a CAGR of 8.7% between 2023 to 2026 touching ~ US\$ 37 billion in 2026⁽¹¹⁾. Some of the factors that would drive the growth include ageing demographics, rising income and affordability, rising incidence and diagnosis of NCDs, better awareness of wellness, diagnostics and preventive care, point of care treatment, expansion of healthcare delivery infrastructure to rural and Tier-II and Tier-III cities, quicker regulatory approvals, increasing health insurance coverage, conducive investment climate, and rising adoption of digital solutions in healthcare delivery.⁽⁹⁾ Patient pool is expected to increase over 20% in the next 10 years (until 2030), mainly due to rise in population.⁽⁹⁾

Key risks that could act as a dampener for growth include rising inflation and consequent pressure on margins – exacerbated by ongoing geopolitical crisis; associated disruptions in supply chains, and exports; downward

pressure on prices – arising out of potential NLEM expansion, and generic proliferation amidst LOE in key brands within IPM.

Growth and Demand Drivers:

- 1. Increasing Health insurance coverage:** India's private health insurance is expected to grow rapidly over the next decade, with standalone health insurance companies growing two times faster than the general insurance industry in FY 2023-24.⁽¹²⁾ This growth is primarily driven by income growth, aging demographics, increase in awareness, tax incentives on insurance premiums, high value policies, and expanded coverage. In FY 2023-24, premiums underwritten by private health insurance companies grew to ₹ 98,249 crore (US\$ 11.8 billion). The health segment has a 38% share in the total gross written premiums earned in the country.⁽¹³⁾ Further, AB-PMJAY has improved access to healthcare by providing a coverage of ₹5 lakh to over 30 crore Ayushman card holders.
- 2. Production efficiency:** Expertise in end-to-end production of low-cost drugs and robust R&D boosts efficiency of Indian pharma companies, leading to competitive exports. Indian drugs and pharmaceuticals touched US\$ 25.39 billion in FY 2022-23 and reached US\$ 15.78 billion between April-October 2023. As of 2019, India's cost of production ~33% lower than that of the US. India's ability to manufacture high quality, low-priced medicines, presents a huge business opportunity for the domestic industry.⁽⁹⁾
- 3. Expansion of Medical infrastructure:** Pharma companies have increased spending to tap rural markets and develop better medical infrastructure. The National Medical Devices Policy, 2023 is expected to boost the growth of the medical device sector. The market is expected to increase at a CAGR of 37% from 2020 to 2025 to reach US\$ 50 billion.⁽⁴⁾
- 4. Increasing adoption of telemedicine and digital platforms:** The government's National Telemedicine Service, eSanjeevani, has clocked 23.5 crore teleconsultations as on April 2024.⁽¹⁴⁾ The pandemic-induced constraints and adversities have resulted in the utilisation of innovative models that integrate diagnostics, healthcare delivery as well as engagement with Healthcare Professionals (HCPs) with technology. The increasing proliferation of several health-technology players that offer additional services like Electronic Medical Records (EMR), and patient analytics solutions, is clearly indicative of this trend towards the adoption of newer digital platforms in healthcare delivery. Moreover, research has shown that most of the HCPs preferred digital connects with pharmaceutical companies during



periods of lockdowns, and this behaviour shift of using digital platforms for communication is here to stay. ^(15,16) Most major organised hospital chains have introduced video consultation services and operate them in tandem with regular in-person consultations. This has increased convenience, improved compliance for follow-up, and ultimately broken physical barriers in accessing quality healthcare advice.

- 5. Increasing proliferation of e-pharmacies:** The growth of e-pharmacy in India has been significant in recent years. India's e-pharmacy market is projected to reach US\$ 3 billion in 2024, seeing an eightfold increase in the market value vs. 2019. ⁽¹⁷⁾ Major conglomerates such as Reliance, Tata and Amazon are key players in this segment. This growth has been backed by a significant increase in Foreign Direct Investments (FDI) over the last five years, especially in health-tech companies.
- 6. Conducive investing climate:** There has been an overall focus on facilitating investments – making capital accessible across stages of business – including venture, and early stage. Healthcare sector will certainly be one of the key beneficiaries. Policy focus towards making capital available will only augment the rising interest in India Inc. Notable foreign players in the healthcare sector are setting up R&D centres and hospitals in India. India allows up to 100% FDI for Greenfield projects and up to 74% through automatic route for Brownfield projects, and up to 100% through government approval. The cumulative FDI equity inflow in the Drugs and Pharmaceuticals industry is US\$21.58 billion during the period April 2000-September 2023. ⁽⁴⁾
- 7. Policy Support:** In February 2021, the government approved a Production Linked Incentive (PLI) scheme for the pharmaceuticals sector from FY 2021-29. The scheme is expected to attract investments of ₹ 15,000 crore (US\$ 2.07 billion) into the sector. It is also expected to lead to incremental sales of ₹ 294,000 crore (US\$ 40.63 billion) and exports of ₹ 196,000 crore (US\$40.63 billion) between FY 2023-28. ⁽⁴⁾ In September 2023, the government introduced the National Policy on Research and Development and Innovation in Pharma-MedTech Sector, along with the Scheme for promotion of Research and Innovation in Pharma MedTech Sector (PRIP). These policies are directed towards encouraging innovative R&D in the pharma sector and transforming the sector into a value-based industry. ⁽²⁶⁾ The government also strengthened the Uniform Code for Pharmaceuticals Marketing Practices to ensure transparent and ethical promotion of drugs.

- 8. Increasing R&D investments:** The Indian pharmaceutical industry is now seeking to move up the global pharmaceutical value chain by investing in R&D for drug development, drug repurposing, process improvements and digital manufacturing. India plans to set up a nearly ₹ 1 lakh crore (US\$ 1.3 billion) fund to provide boost to companies to manufacture pharmaceutical ingredients domestically. ⁽⁴⁾

Risks:

- 1. Supply chain disruption, and rising input costs:** The ongoing geopolitical crisis has resulted in supply chain disruption and affected multiple industries, in particular, oil and gas - leading to increased costs of fuel and thereby, making Indian exports less competitive. ^(23,24) Due to the high reliance on import of Active Pharmaceutical Ingredients (APIs), the Indian firms are vulnerable to supply shocks. The government's two Production Linked Incentive schemes will be a major step in the direction to achieve a 25% cut in API import reliance by 2024. ⁽²⁵⁾
- 2. Imminent threat of price reduction:** Pressure on drug prices will intensify, driven by the imposition of caps on trade mark-ups applied to a growing number of non-scheduled products and an increase in the number of molecules listed on Schedule I of the Drug Price Control Order (DPCO), which are subject to explicit regulatory control. The impact of the DPCO on prices will increase if more products are added to the National List of Essential Medicines (NLEM) and escalate more dramatically if DPCO controls were applied to all forms of molecules on the list.

Further, a mid to high risk of price reduction for Non-Scheduled products due to Trade Margin Rationalisation (TMR) may be anticipated in the latter half of FY 2024-25.
- 3. Patent Infringement and risk of counterfeit drugs:** In the Indian pharmaceutical market, innovator companies especially face significant risks of patent infringement, illegal imports, spurious drugs, and counterfeits which threaten their financial and intellectual property assets. These practices not only lead to undermining investment in research and development and compromise patient safety, but also erode trust by introducing counterfeit and substandard medications into the market. Additionally, the prevalence of such activities places a considerable strain on the regulatory framework, necessitating more stringent enforcement and policy reforms to protect both public health and industry interests.

Business model

The Company is engaged in the business of manufacturing, distribution and marketing of pharmaceutical products and co-ordinates clinical trial services with an overseas group company.

During the year under review, total revenue from operations is amounting to ₹ 12,955.3 million out of which sales of pharmaceutical products is ₹ 12,056.4 million (93.1%) and sale of services from clinical trials is ₹ 898.9 million (6.9%).

Since all the Company's activities fall within a single business segment, separate segment-wise disclosures are not provided in the financials.

Outlook

The Company operates across various therapy areas – Oncology, Cardiovascular Renal Metabolics (CVRM), Respiratory, Immunology & Infectious Diseases, and has recently forayed into the Rare Disease segment.

The Company has introduced several new products and indication expansions in FY 2023-24. Pathbreaking launches in the Oncology business include Trastuzumab Deruxtecan (Enhertu) for adult patients with unresectable or metastatic HER2 positive breast cancer. Enhertu has also received indication approvals for HER2-Low Metastatic Breast Cancer and Locally Advanced or Metastatic Gastric Cancer. Enhertu has gathered considerable momentum and quick acceptance amongst Healthcare professionals (HCPs). The Company's robust portfolio and future pipeline in Oncology will lead the way in transforming outcomes for cancer patients in India. In CVRM, Dapagliflozin (Forxiga) expanded its indication in Heart Failure. The Company has been instrumental in shaping the market for use of SGLT2i class of drugs in this novel indication. The Company also entered the Rare Disease Market with the launch of Selumetinib (Koselugo) for treatment of NF1 and plans to expand its portfolio further, leveraging its wide global asset offering.

Inspired by our purpose and values, we're transforming the future of healthcare by unlocking the power of what science can do – for people, society, and the planet. In FY 2024-25, The Company will continue to strive towards its ambition to be pioneers in science, lead in specialist disease areas, and transform patient outcomes. The Company remains committed to making novel therapies available to patients in India, putting innovation and sustainability at the heart of its operations.

Cardiovascular and Renal Metabolics

India harbours a high diabetic burden and is often cited as the diabetes capital of the world. In a recent study conducted by ICMR, it was estimated that in 2021, 101 million people in India suffered from diabetes - making

India the second-highest country in terms of prevalence of diabetes, after China. ⁽²⁰⁾ The Oral Anti-diabetic (OAD) segment constitutes close to 75% of the total anti-diabetic segment in terms of value, and is valued at ₹14,232 crore ⁽¹⁰⁾

The Company has a strong portfolio of oral antidiabetic drugs with presence in 2 key drug classes: - SGLT2 inhibitors, and DPP4 inhibitors. Amidst 100+ generic brands the company's innovator brands have bounced to growth this year. The company will continue to prioritize Dapagliflozin family ensuring expanded access to the eligible patients. The Company is dedicated to enhancing patient outcomes in Heart Failure (HF) by leveraging the recent indication expansion of Dapagliflozin (Forxiga) within HF, a leading cause of hospitalization in India. Forxiga also reduces the risk of sustained eGFR decline, cardiovascular deaths, and heart failure hospitalizations in adults with progressive Chronic Kidney Disease (CKD), applicable for both diabetic and non-diabetic CKD patients. The Company's metabolics portfolio with its clinical evidence, and endorsements by the latest international guidelines for improving patient outcomes- beyond just HbA1C control which includes cardio-renal protection, would certainly improve the lives of millions of patients.

Cardiovascular (CV) disease continues to be the leading cause of death in the country. The Company with its strong CV portfolio of drugs is committed to alleviating the burden imposed by CV diseases. Ticagrelor (Brilinta) – belonging to Oral antiplatelet (OAP) category of drugs, used in the management of Acute Coronary Syndrome (ACS), continues to remain the market leader. Following the patent expiry in 2019, 40+ generics have been launched in the market. Brilinta, by virtue of its value proposition, sustains its market leadership with double digit growth ⁽⁴⁾ and continues to save numerous patients' lives every year. The company has also received CDSCO approval to import and market Andexanet Alfa, a novel treatment that addresses life-threatening or refractory bleeds associated with the use of Factor Xa inhibitors. This underscores the company's commitment to advancing medical solutions that address critical healthcare needs.

Respiratory, Immunology & Infectious Diseases

India has a very high prevalence of chronic respiratory illness- contributing 13% to the global asthma burden and a disproportionate 43% of the global asthma deaths ⁽²¹⁾. Chronic Obstructive Pulmonary Disease (COPD) is the second leading cause of mortality in the country, and accounts for almost one-fifth of global mortality due to COPD. ⁽²²⁾

The Company has partnered with Mankind Pharma to expand access to asthma medicines for Indian patients, entering into an exclusive distribution and promotion



agreement for Budesonide/formoterol (Symbicort). Benralizumab (Fasenra) is the No.1 respiratory biologic (by value) in the country. ⁽¹⁰⁾ Fasenra continues to see strong patient enrolments and redefine the standard of care for the management of severe asthma. The Company plans to expand its respiratory portfolio further, tapping into the strong global offerings and pipeline within Respiratory, Immunology & Infectious diseases.

Oncology

Over a million patients are diagnosed with cancer in India every year ⁽²⁷⁾ and tackling cancer is an urgent public health priority. Globally, the Company is leading a revolution in oncology to redefine cancer care. Our ambition is to follow the science to discover, develop and deliver life-changing treatments that transform outcomes and increase the potential for cures. We strive to push the boundaries of science to change the practice of medicine and transform the lives of patients living with cancer through our focus across scientific platforms and tumor types. We are committed to bringing the latest scientific advances to serve patients with cancer in India and are pleased to share that the Company is one of the top five leading companies in oncology business in India as per the Sales Audit Report, for June MAT 2023 of Ipsos Research Private Limited, an independent international market research company.

The Company has maintained strong performance across its key tumor areas: Lung, Breast, Gastrointestinal, Genitourinary, and Gynaecological cancers. Osimertinib (Tagrisso) has become a leading oncology brand in India, established as a standard of care for advanced and early-stage resectable lung cancer with EGFR mutations. Durvalumab (Imfinzi) continues to demonstrate significant growth in its indications across Non-Small Cell and Small Cell Lung Cancer.

Our efforts to transform breast cancer outcomes for all subtypes and stages were enhanced by the introduction of Trastuzumab Deruxtecan (Enhertu) for HER2-positive metastatic breast cancer, which saw strong adoption and received a breakthrough designation from the US FDA. In March 2024, Enhertu also gained approval for treating patients with unresectable or metastatic HER2 low breast cancer, further amplifying its impact.

With the significant burden of GI cancers in India, the Company is dedicated to delivering innovative patient solutions. The introduction of Imfinzi for advanced BTC has redefined the standard of care and contributed to the brand's growth in FY 2023-24. We plan future expansion with additional indications for both Imfinzi and Enhertu, which was approved in March 2024 for HER2-positive gastric and GEJ adenocarcinoma post-trastuzumab therapy.

Our aim is to establish new treatment paradigms in genitourinary and gynaecological cancers with cutting-edge therapies. We aspire to touch many more patient lives with the future indication expansions for Olaparib (Lynparza) and Goserelin (Zoladex).

With a strong portfolio and a promising pipeline of innovative molecules, we are dedicated towards significantly improving outcomes for patients living with Cancer in India.

Rare Diseases

The Company marked its entry in the Rare Disease segment with Selumetinib (Koselugo), the only approved drug used for the treatment of pediatric neurofibromatosis type 1 (NF1) patients with inoperable plexiform neurofibromas (PN). In the coming years, the Company further hopes to make significant strides in the Rare Disease space with its strong pipeline of C5 inhibitors.

Diverse and committed workforce remain integral to the success of our Company. The Company continues to emphasise continuous learning for people development. It has made available multiple avenues and tools to learn new skills, and hone existing expertise. Apart from industry leading educational platforms, the Company also actively offers cross country immersion stints/roles to help its people develop cross culture leadership, build global networks, and replicate best practices, and learnings in various markets. The great place to work certification - 6 times in a row is a testament to our engaged and motivated workforce. The Company also ranks highly amongst inclusive, and best companies for women.

The Company is dedicated to fostering innovation and utilising strategic partnerships to provide patient-centric solutions, driving sustainable growth. Through collaborations with cutting-edge health technology player, the Company empowers healthcare professionals (HCPs) with comprehensive, beyond-the-pill solutions, specifically targeting the holistic management of chronic conditions such as - Diabetes and Cardiovascular Diseases. These solutions have witnessed a notable increase in adoption and patient enrolment. One such initiative is to implement an affordable, scalable, and sustainable AI powered, chest X-ray based identification of incidental pulmonary nodules, precursors of lung cancers in predominant cases. In this endeavour, the Company developed partnership with Indian start-up solutions, private hospitals, and the different state Governments (Karnataka and Goa). This initiative helps to screen the presence of incidental pulmonary nodules in myriad of patients using a simple chest X ray ubiquitously present in the healthcare ecosystem, identify the high-risk patients and follow up for lung cancer confirmation. This will bring the stage-shift in lung cancer detection and may provide significant treatment benefits to the Indian patients.

At AstraZeneca, we recognise that taking action to drive sustainability is fundamental – to build a healthy future for people, society, and the planet. By using a science-led approach and ensuring we act with integrity and in accordance with our AZ Values, we are transforming the future of healthcare and making a positive impact. We seek to create value for society beyond the impact of our life-changing medicines. Sustainability is part of our organisational DNA, embedded into everything we do from the lab to the patient, and delivered thanks to the efforts of our employees in India.

We are united by a desire to harness the power of science and innovation and our global reach, to deliver life-changing medicines and work in partnership with all our stakeholders. We are playing our part in tackling the biggest challenges of our time, from climate change to access to healthcare and disease prevention. Our sustainability strategy has three interconnected strategic pillars: Access to healthcare; Environmental protection; Ethics and transparency, driving our commitment to people, society, and the planet. To drive positive change across our three strategic priority pillars, our ambitions are to:

- Increase access to life-changing treatments, promote prevention, and strengthen global healthcare system resilience and sustainability.
- Accelerate the delivery of net-zero healthcare, proactively manage our environmental impact across all activities, and invest in nature and biodiversity.
- Ensure ethical, open, and inclusive behaviour across our organisation and value chain.

The Company will continue to emphasise transparency and high standards of ethics in all its operations. Patient centricity remains at the core of our actions and guides our day-to-day decision-making. The Company will remain committed to high product quality, which underpins the safety and efficacy of its medicines. The Company will maintain a strong focus on cost optimisation and controls. The Company is undertaking measures to reduce

unproductive discretionary and non-customer facing spending. It also continues to develop simple and more efficient processes to encourage accountability and improve decision-making and communication.

Internal control systems and their adequacy

The Company has internal control systems comprising of authority levels and powers, supervision, checks and balances, policies, procedures, and internal audit. During the year, the Company's Internal Finance Control was independently tested and validated by external auditors through the AstraZeneca Financial Control Framework (FCF). The Company ensures that the internal control system is reviewed and updated on an on-going basis through FCF and the use of external management assurance services. The Company monitors and manages risks in its interactions with third parties (Vendors) through its Third-Party Risk Management (3PRM) framework. This framework provides methodology, guidance and tools for managing third-party risks related to Anti-Bribery and Anti-Corruption, Data Privacy, Confidentiality, Trade Control and Competition, Product Communication and Product Security. Internal audits for FY 2023-24 were carried out by independent auditors, based on the audit plan approved by the Audit Committee. The plan included the audit of the depots of the Company, key processes within Operations and Marketing units including enabling functions. The Audit Committee and the Management have reviewed the recommendations of the Internal Auditors and appropriate remediation steps are being taken to implement their recommendations.

Discussion on financial performance with respect to operational performance

During the year ended March 31, 2024, the Company's total income was at ₹ 13,303.3 million as against ₹ 10,290.7 million reported in the corresponding previous year.

The total cost was at ₹ 11,272.4 million during the year as compared to ₹ 8,547.4 million in the previous year. The profit after tax was ₹ 1,615.1 million during the year compared to ₹ 992.9 million in the previous year.

Significant changes in Financial Ratios

During the year, the significant changes in the financial ratios of the Company, which are more than 25% as compared to the previous year are summarised below:

Financial Ratio	2023-24	2022-23	Change	Reason for change
Net Profit Ratio	12.5%	9.9%	26.3%	Increase is on account of higher net profit due to change in product mix and growth in sales
Return on Equity Ratio	24.8%	16.9%	46.7%	Increase is on account of higher net profit due to change in product mix and growth in sales
Debt-Equity Ratio	0.6%	1.2%	(50.0%)	Decrease is on account of increase in equity due to higher profits during the year



Financial Ratio	2023-24	2022-23	Change	Reason for change
Debt-Service Coverage Ratio	42.0%	29.9%	40.5%	Increase is on account of higher net profit due to change in product mix and growth in sales
Inventory Turnover Ratio	2.8%	2.2%	27.3%	Increase is on account of increase in sales
Trade Payable Turnover Ratio	0.7%	0.5%	40.0%	Increase is on account of change in credit terms with vendors
Return on Capital Employed	31.1%	22.9%	35.2%	Increase is on account of higher net profit due to change in product mix and growth in sales

Development in Human Resources/Industrial Relations

Everything we do is underpinned by our dedication to being a Great Place to Work. We recognise that our people are our greatest asset and know what's possible with a talented and diverse team. We enable our people to thrive in a dynamic, inclusive and high-performing culture, driven by our Values and behaviours, so together, we can show what science can do for people, society and the planet.

We empower our people to reach their full potential in a dynamic, inclusive and high performing working environment and by recruiting, retaining and developing talented people we will continue to grow and prosper. To make the Company as a great place to work, we are focusing on inclusion and diversity and learning and development.

Our talent remains at the forefront of everything that we do. Through our talent development initiatives, we are committed to foster a culture of lifelong learning, strengthening and evolving our capabilities, and instilling confidence to challenge convention and explore possibilities. We accomplished this by focusing on short-term certifications, leadership development sessions, job rotations, stretch assignments. In 2023, we invested in developing a culture of lifelong learning to support the up-skilling of our people. 98% of our employees used Degreed - our global online learning platform that provides employees with access to an extensive number of educational resources.

Our Inclusion & Diversity (I&D) mission is to create an inclusive and equitable environment where people belong, using our diversity as a competitive advantage to push the boundaries of science to deliver life-changing medicines to patients. We continue to focus on fostering an environment promoting 'Speak your Mind' and 'Listen Up' thus building

an Inclusive Culture. One of the ways we adopted to leverage the strength and diversity of our teams across is by launching '180° Reverse Mentoring' where the Country Leadership team is being mentored by diverse employees across roles, experiences to establish well-rounded cohorts and enable cross-generational and inquiry-based conversation. We continue to focus on building and sustaining a diverse leadership and talent pipeline.

Our biannual employee opinion surveys help us measure employee sentiment and progress in our aim of being a great place to work. In our most recent survey (November 2023), we continued to score highly, achieving an average result of 89% across all questions in the Marketing Company. Our response rate also reflects the high levels of engagement with 94% of all employees in Marketing Company choosing to participate in the survey.

In 2023, we have earned the following external recognitions:

- 'Great Place to Work' certification - 6 times in a row.
- Best Companies for Women in India' (BCWI) - 6 times in a row.

CAUTIONARY STATEMENT

Statements made in the Management Discussion and Analysis Report describing the Company's objectives, projections, estimates, and expectations may be forward-looking statements within the meaning of applicable securities laws and regulations. Actual results could differ materially from those expressed or implied. Important factors that could make a difference to the Company's operations include amongst others, economic conditions affecting demand/supply and price conditions in the domestic and overseas markets in which it operates, changes in government regulations, tax laws, and other statutes and incidental factors.

References:

1. IMF's World Economic Outlook Database, January 2024; (Growth is based on real GDP, i.e., constant prices; size of the economy is expressed in nominal GDP- i.e., at current prices)
2. Ministry of Finance Press release on economic survey'23
3. <https://economictimes.indiatimes.com/tech/information-tech/dpi-set-to-propel-india-towards-1-trillion-digital-economy-by-2030-report/articleshow/107888328.cms?from=mdr>
4. IBEF- Healthcare sector Industry analysis Dec'23 Report
5. Medical Tourism Index 2020-21
6. Online article – Business Today – Feb'23
7. Interim Budget – Feb'24
8. Interim Budget – Key Features – Feb'24
9. IBEF – Pharma Industry Analysis – Dec'23
10. IQVIA Mar'24 TSA dataset (covers only drugs)
11. IQVIA prognosis market model Sep'2021
12. Online article – Economic Times – Apr'24
13. General Insurance Council – Segment wise report – Mar'24
14. MoHFW e-Sanjeevani
15. Market research: COVID-19 Oncology Impact Study: Wave 2, IPSOS
16. Market research: Doctor engagement during COVID-19 period, Apr'20, IQVIA
17. Statista – India e-Pharmacy Market Size
18. Online Article- India Business TOI- Sushmita Dubey- April 2022
19. IQVIA India Prognosis Report Q1-2020
20. Lancet - ICMR Metabolic non-communicable disease health report of India
21. Lung India 2022; 39:331-6
22. The Lancet Global Health. 12 September 2018, Online Article – ET
23. Online article- Business Today- Neetu Sharma, Feb 2022
24. Online article- Bloomberg quint- Utkarsh Dev, April 2022
25. Online Article- India Business TOI- Sushmita Dubey- April 2022
26. Press Information Bureau – September 2023
27. Globocan India Fact Sheet 2023



Annexure VIII to Board's Report

Report on Corporate Governance

1. Company's Philosophy on Code of Governance

AstraZeneca Pharma India Limited ('the Company') is a subsidiary of AstraZeneca Pharmaceuticals AB, Sweden, which is an indirect subsidiary of AstraZeneca PLC, United Kingdom. The Company's philosophy on Corporate Governance includes sustained growth, increase in stakeholder value, transparency, disclosure, internal controls and risk management, internal and external communications and high standards of safety, health, environment management, accounting fidelity, product and service quality. The Company also complies with the listing requirements mandated by the Securities and Exchange Board of India. The Senior Management Team headed by the Managing Director is responsible for implementing board policies and guidelines and has set up adequate review processes.

The Company believes in, and has been practising, high standards of Corporate Governance since its inception. The risk management and internal control functions are being geared up to meet progressive governance standards.

The following is a Report on the status and progress on major aspects of Corporate Governance that marks the operations and management of the Company.

2. Board of Directors

- (i) The Board presently consists of 8 Directors of which 6 are Non-Executive Directors, 3 of whom are Independent. 3 of the 6 Non-Executive Directors represent the parent Company. The Chairman of the Board is a Non-Executive Independent Director. The Non-Executive Directors bring strong objective, business judgement in the Board deliberations and decisions. The composition of the Board is in conformity with the requirements of SEBI (Listing Obligations and Disclosure Requirements) Regulations, 2015 ('the Listing Regulations'). There is no relationship between the Directors inter-se.
- (ii) The Company has not had any material pecuniary relationship/transaction with any of the Non-Executive Directors.
- (iii) None of the Directors holds shares in the Equity Share Capital of the Company.
- (iv) 7 Board meetings were held during the financial year and the gap between 2 meetings did not exceed 120 days. The dates on which the said meetings were held are:

May 30, 2023, August 14, 2023, October 18, 2023, October 31, 2023, November 9, 2023, February 8, 2024 and March 1, 2024.

- (v) The names and categories of Directors on the Board, their attendance at the Board meetings held during the financial year and the number of Directorships and Committee Memberships/Chairmanships held by them in other public companies as on March 31, 2024 are furnished herein below:

Name of the Director	Category	Number of Board Meetings attended during the financial year 2023-24	Whether attended last AGM	Number of Directorships and Committee Memberships/Chairmanships excluding AstraZeneca Pharma India Limited as at March 31, 2024		
				Other Directorships [#]	Committee Memberships [§]	Committee Chairmanships [§]
Narayan K. Seshadri Chairman	Non-Executive Independent Director	7	Yes	8	5	3
Revathy Ashok	Non-Executive Independent Director	6	Yes	7	6	3
Shilpa Divekar Nirula	Non-Executive Independent Director	7	Yes	1	1	-

Name of the Director	Category	Number of Board Meetings attended during the financial year 2023-24	Whether attended last AGM	Number of Directorships and Committee Memberships/Chairmanships excluding AstraZeneca Pharma India Limited as at March 31, 2024		
				Other Directorships [#]	Committee Memberships [§]	Committee Chairmanships [§]
Ankush Nandra ⁽¹⁾	Non-Executive Director	5	No	-	-	-
Weiyang Sarah Wang ⁽²⁾	Non-Executive Director	4	Yes	-	-	-
Hooi Bien Chuah ⁽³⁾	Non-Executive Director	2	NA	-	-	-
Sylvia Lorena Varela Ramon ⁽⁴⁾	Non-Executive Director	2	NA	-	-	-
Sanjeev Kumar Panchal	Managing Director	7	Yes	-	-	-
Rajesh Marwaha ⁽⁵⁾	Whole-Time Director	2	Yes	-	-	-
Bhavana Agrawal ⁽⁶⁾	Whole-Time Director	2	NA	-	-	-

⁽¹⁾ Mr. Ankush Nandra resigned as a Director w.e.f. May 27, 2024

⁽²⁾ Ms. Weiyang Sarah Wang resigned as a Director w.e.f. February 8, 2024

⁽³⁾ Ms. Hooi Bien Chuah was appointed as Director w.e.f. November 9, 2023

⁽⁴⁾ Ms. Sylvia Lorena Varela Ramon appointed as Director w.e.f. December 21, 2023

⁽⁵⁾ Mr. Rajesh Marwaha retired from the office of Chief Financial Officer and Director w.e.f. September 30, 2023

⁽⁶⁾ Ms. Bhavana Agrawal appointed as Whole time Director w.e.f. February 8, 2024

[#] Directorships in Private Limited companies, Foreign Companies and Associations are excluded

[§] Memberships/Chairmanships of Board Committees include only Audit Committee and Stakeholders' Relationship Committee

(vi) Name of other listed entities where Directors of the Company are Directors and their category of Directorship:

Name of Director	Name of listed entities in which the concerned Director is a Director	Category of Directorship
Narayan K. Seshadri	PI Industries Limited	Non-Executive Independent Director
	SBI Life Insurance Company Limited	Non-Executive Independent Director
	Max Healthcare Institute Limited	Non-Executive Independent Director
	TVS Supply Chain Solutions Limited	Non-Executive Independent Director
Revathy Ashok	Quess Corp Limited	Non-Executive Independent Director
	Barbeque – Nation Hospitality Limited	Non-Executive Independent Director
	Sansera Engineering Limited	Non-Executive Independent Director
Shilpa Divekar Nirula	GMM Pfaudler Limited	Non-Executive Independent Director
Ankush Nandra	-	-
Hooi Bien Chuah	-	-
Sylvia Lorena Varela Ramon	-	-
Sanjeev Kumar Panchal	-	-
Bhavana Agrawal	-	-



- (vii) The Independent Directors, who are from diverse fields of expertise have long standing experience and expert knowledge in their respective fields and are of considerable value for the Company's business. As a part of familiarisation programme as required under the Listing Regulations, the Directors have been apprised during the Board Meetings about the amendments to the various enactments viz., the Companies Act, 2013 ('the Act'), the Listing Regulations, taxation matters and other regulatory updates. Since these being information about the enactment/updates in the laws/regulation, no separate material has been uploaded on the Company's website. Further, the details of familiarisation programme for Independent Directors in respect of other matters are posted on the website of the Company and can be accessed at www.astrazeneca.com/india.
- (viii) The terms and conditions of appointment of the Independent Directors are disclosed on the website of the Company.
- (ix) During the financial year, a separate meeting of the Independent Directors was held inter-alia to review the performance of Non-Independent Directors and the Board as a whole.
- (x) The Board confirms that the Independent Directors fulfil the conditions of Independence as specified in the Act and the Listing Regulations and are independent of the management.
- (xi) The Board periodically reviews compliance reports submitted by the management, in respect of all laws applicable to the Company.
- (xii) Skills/Expertise/Competencies of Board Members:
The list of core skills/expertise/competencies identified by the Board of Directors as required in the context of the Company's business is set out as under:
- Healthcare Industry experience i.e., relevant to an industry understanding and review of the business and strategy.
 - Leadership i.e., in specific to successfully advise and oversee the Company's business performance and represent shareholder interests.
 - Corporate Governance and Public Company Board i.e., having relevant background and knowledge to perform oversight and governance roles.
 - Finance and Accounting i.e., analyzing the financial statement and consider financial transactions.
 - Government and Regulatory i.e., an understanding of the regulatory and governmental environment in which the business operates.

In the table below, the specific areas of focus or expertise of individual Board members have been highlighted. These skills/competencies are broad-based, encompassing several areas of expertise/experience. Each director may possess varied combinations of skills/experience within the described set of parameters. In the absence of mark against a member's name does not necessarily mean the member does not possess the corresponding qualification(s) or skill(s).

Directors	Healthcare industry experience	Leadership	Corporate Governance and Public Company Board	Finance and Accounting	Government and Regulatory
Narayan K Seshadri	✓	✓	✓	✓	✓
Revathy Ashok		✓	✓	✓	✓
Shilpa Divekar Nirula		✓	✓	✓	✓
Ankush Nandra	✓	✓	✓	✓	
Hooi Bien Chuah	✓	✓	✓	✓	
Sylvia Lorena Varela Ramon	✓	✓	✓	✓	
Sanjeev Kumar Panchal	✓	✓	✓	✓	✓
Bhavana Agrawal	✓	✓	✓	✓	

3. Audit Committee

(i) Brief description of terms of reference

The Board of Directors of the Company have adopted the terms of reference of the Audit Committee, to be in conformity with the requirements of Section 177 of the Act and the Listing Regulations, as under:

1. Oversight of the Company's financial reporting process and the disclosure of its financial information to ensure that the financial statement is correct, sufficient and credible.
2. Recommendation for appointment, remuneration and terms of appointment of auditors of the Company.
3. Approval of payment to statutory auditors for any other services rendered by the statutory auditors.
4. Reviewing with the management, the annual financial statements and auditor's report thereon before submission to the Board for approval, with particular reference to:
 - (a) Matters required to be included in the Director's Responsibility Statement to be included in the Board's Report in terms of clause (c) of sub section (3) of Section 134 of the Companies Act, 2013.
 - (b) Changes, if any, in accounting policies and practices and reasons for the same.
 - (c) Major accounting entries involving estimates based on the exercise of judgment by management.
 - (d) Significant adjustments made in the financial statements arising out of audit findings.
 - (e) Compliance with listing and other legal requirements relating to financial statements.
 - (f) Disclosure of any related party transactions.
 - (g) Modified opinion(s) in the draft audit report.
5. Reviewing with the management, the quarterly financial statements before submission to the Board for approval.
6. Reviewing with the management, the statement of uses/application of funds raised through an issue (public issue, rights issue, preferential issue, etc.), the statement of funds utilised for purposes other than those stated in the offer document/ prospectus/notice and the report submitted by the monitoring agency monitoring the utilisation of proceeds of a public or rights issue, and making appropriate recommendations to the Board to take up steps in this matter.
7. Reviewing and monitoring the auditor's independence and performance, and effectiveness of audit process.
8. Approval or any subsequent modification of transactions of the Company with related parties.
9. Scrutiny of inter-corporate loans and investments.
10. Valuation of undertakings or assets of the Company, wherever it is necessary.
11. Evaluation of internal financial controls and risk management systems.
12. Reviewing with the Management, the performance of statutory and internal auditors, adequacy of internal control systems.
13. Reviewing the adequacy of internal audit function, if any, including the structure of the internal audit department, staffing and seniority of the official heading the department, reporting structure coverage and frequency of internal audit.
14. Discussion with internal auditors of any significant findings and follow up there on.
15. Reviewing the findings of any internal investigations by the internal auditors into matters where there is suspected fraud or irregularity or a failure of internal control systems of a material nature and reporting the matter to the Board.
16. Discussion with statutory auditors before the audit commences, about the nature and scope of audit as well as post-audit discussion to ascertain any area of concern.
17. To look into the reasons for substantial defaults in the payment to the depositors, debenture holders, shareholders (in case of non-payment of declared dividends) and creditors.
18. To review the functioning of the whistle blower mechanism.



19. Approval of appointment of Chief Financial Officer after assessing the qualifications, experience and background etc., of the candidate.
20. Carrying out any other function as is mentioned in the terms of reference of the Audit Committee.
21. To carry out such other functions as may be entrusted to by the Board of Directors, from time to time.

- (ii) The Managing Director, Chief Financial Officer, representatives of Internal Auditors and Statutory Auditors are invitees to all the meetings of the Audit Committee. The Company Secretary acts as the Secretary to the Audit Committee.
- (iii) Ms. Shilpa Divekar Nirula is the Chairperson of the Audit Committee and was present at the previous Annual General Meeting of the Company held on August 14, 2023.
- (iv) 5 Meetings of the Audit Committee were held during the year and the gap between two meetings did not exceed 120 days. The dates on which the said meetings were held are:
- May 30, 2023, August 14, 2023, November 9, 2023, February 8, 2024 and March 1, 2024.
- (v) The composition of the Audit Committee and the details of meetings attended by its members are furnished below:

Name of the Member	Category	Number of meetings attended during the financial year 2023-24
Shilpa Divekar Nirula, Chairperson	Non-Executive Independent Director	5
Narayan K. Seshadri	Non-Executive Independent Director	5
Weiyang Sarah Wang*	Non-Executive Director	4
Hooi Bien Chuah**	Non-Executive Director	NA

*Ms. Weiyang Sarah Wang ceased to be a member of the Committee w.e.f. February 8, 2024

** Ms. Hooi Bien Chuah appointed as a member of the Committee w.e.f. February 8, 2024

4. Nomination and Remuneration Committee

(i) Terms of reference:

The terms of reference and the role of the Nomination and Remuneration Committee are as per the provisions of Section 178 of the Act and Regulation 19 of the Listing Regulations which includes the following:

- (a) Formulation of the criteria for determining qualifications, positive attributes and independence of a director and recommend to the Board a Policy, relating to the remuneration of the Directors, Key Managerial Personnel and other employees;

Policy shall ensure the following:

- (i) the level and composition of remuneration is reasonable and sufficient to attract, retain and motivate directors of the quality required to run the Company successfully;
- (ii) relationship of remuneration to performance is clear and meets appropriate performance benchmarks; and
- (iii) remuneration to directors, key managerial personnel and senior management involves a balance between fixed and incentive pay reflecting short and long-term performance objectives appropriate to the working of the Company and its goals;

- (b) Identifying persons who are qualified to become directors and who may be appointed in senior management in accordance with the criteria laid down and recommend to the Board their appointment and removal and to carry out evaluation of every Directors' performance;
- (c) Devising a policy on Board diversity;
- (d) Recommend to the Board, all remuneration, in whatever form, payable to senior management
- (e) To carry out such other functions as may be entrusted to by the Board of Directors, from time to time.

- (ii) Ms. Revathy Ashok is the Chairperson of the Nomination and Remuneration Committee.

- (iii) During the financial year ended March 31, 2024, 4 Meetings of the Nomination and Remuneration Committee of the Board were held i.e., on May 30, 2023, November 9, 2023, February 8, 2024 and March 1, 2024.

- (iv) The composition of the Nomination and Remuneration Committee and the details of Meetings attended by its Members are furnished below:

Name of the Member	Category	Number of meetings attended during the financial year 2023-24
Revathy Ashok, Chairperson	Non-Executive Independent Director	4
Narayan K. Seshadri	Non-Executive Independent Director	4
Ankush Nandra	Non-Executive Director	3

- (v) The Nomination and Remuneration Committee has defined the evaluation criteria and procedure for the performance evaluation process for the Board, its Committees and Directors. Criteria for evaluation of Independent Directors include attendance, participation, constructive contribution, leadership, team work, communication, understanding of the Company and external environment in which it operates etc.
- (vi) Remuneration to Directors during the financial year 2023-24:

- a) Details of remuneration paid to the Non-Executive Directors during the financial year ended March 31, 2024:

Name of the Director	Sitting Fees (₹)	Commission (₹)	Total (₹)
Narayan K. Seshadri	1,600,000	-	1,600,000
Revathy Ashok	1,200,000	-	1,200,000
Shilpa Divekar Nirula	1,300,000	-	1,300,000
Ankush Nandra	-	-	-
Weiyong Sarah Wang*	-	-	-
Hooi Bien Chuah**	-	-	-
Sylvia Lorena Varela Ramon***	-	-	-

* Ms. Weiyong Sarah Wang resigned as a Director w.e.f. February 8, 2024

** Ms. Hooi Bien Chuah was appointed w.e.f. November 9, 2023

***Ms. Sylvia Lorena Varela Ramon was appointed w.e.f. December 21, 2023

The Non-Executive Independent Directors are paid sitting fees of ₹ 100,000/- for attending each meeting of the Board and Committees of the Board.

- b) Details of remuneration paid to the Executive Directors during the financial year ended March 31, 2024 are as follows:

Managing Director

Name of the Director	Salary (₹)	Perquisites (₹)	P.F and other Funds (₹)	Total (₹)
Mr. Sanjeev Kumar Panchal	32,308,569	3,736,326	2,680,419	38,725,314

Whole-Time Director

Name of the Director	Salary (₹)	Perquisites (₹)	P.F and other Funds (₹)	Total (₹)
Mr. Rajesh Marwaha*	23,076,046	3,835,361	796,672	27,708,079
Ms. Bhavana Agrawal**	4,436,773	0	165,038	4,601,811

*Mr. Rajesh Marwaha retired from the office of Chief Financial Officer and Director w.e.f. September 30, 2023

**Ms. Bhavana Agrawal was appointed as Whole time Director w.e.f. February 8, 2024



Fixed Component/Performance Linked Incentive Criteria

Performance related Bonus is payable to the Executive Directors only, as per the terms of the agreement entered into between the Company and the Executive Directors.

Service Contract/Notice Period/Severance Fees

- (a) The Contracts of Service entered by the Company with Dr. Sanjeev Kumar Panchal, Managing Director and Ms. Bhavana Agrawal, Chief Financial Officer and Director, provides that the Company and the Executive Directors shall be entitled to terminate the agreement by giving 3 months' notice and 90 days' notice respectively, in writing on either side.
- (b) No severance fee is payable by the Company to the Executive Directors on termination of the agreement.

5. Shareholders' Committees

a. Stakeholders' Relationship Committee

The terms of reference of Stakeholders' Relationship Committee are in conformity with the requirements of Section 178 of the Act and the Listing Regulations.

Terms of Reference

- (a) Redressal of grievances of shareholders and other security holders of the Company including complaints related to transfer of shares, non-receipt of Annual Report, non-receipt of declared dividends etc.
- (b) Review of measures taken for effective exercise of voting rights by shareholders.
- (c) Review of adherence to the service standards adopted by the listed entity in respect of various services being rendered by the Registrar & Share Transfer Agent.
- (d) Review of the various measures and initiatives taken by the listed entity for reducing the quantum of unclaimed dividends and ensuring timely receipt of dividend warrants/annual reports/statutory notices by the shareholders of the Company.
- (e) To carry out such other functions as may be entrusted by the Board of Directors, from time to time.

Ms. Sylvia Lorena Varela Ramon was appointed as the Chairperson of the Stakeholders' Relationship Committee at the Board meeting held on February 8, 2024. Ms. Weiyang Sarah Wang was the Chairperson of the Committee till February 8, 2024, and was present at the previous Annual General Meeting of the Company held on August 14, 2023.

The Board has appointed Ms. Manasa. R, Company Secretary, as the Compliance Officer, as required under the Listing Regulations, and as the Nodal Officer to ensure compliance pursuant to the Investor Education and Protection Fund Authority (Accounting, Audit, Transfer and Refund) Rules, 2016.

The composition of the Stakeholders' Relationship Committee is as under:

Name of the Member	Category	Number of meetings attended during the financial year 2023-24
Sylvia Lorena Varela Ramon, Chairperson ⁽¹⁾	Non-Executive Director	N.A.
Revathy Ashok	Non-Executive Independent Director	1
Sanjeev Kumar Panchal	Managing Director	1
Weiyang Sarah Wang ⁽²⁾	Non-Executive Director	0
Bhavana Agrawal ⁽³⁾	Chief Financial Officer & Director	N.A.
Rajesh Marwaha ⁽⁴⁾	Chief Financial Officer & Director	N.A.

⁽¹⁾Ms. Sylvia Lorena Varela Ramon was appointed as the member of the Committee w.e.f. February 8, 2024

⁽²⁾Ms. Weiyang Sarah Wang ceased to be a member of the Committee w.e.f. February 8, 2024

⁽³⁾Ms. Bhavana Agrawal was appointed as the member of the Committee w.e.f. February 8, 2024

⁽⁴⁾Mr. Rajesh Marwaha ceased to be a member of the Committee w.e.f. September 30, 2023

b. Details of Shareholders'/Investors' complaints

The Committee attends *inter-alia* to complaints from Shareholders/Investors and for their redressal. All complaints/grievances were also placed before the Board for information. Based on information provided by the Company's Registrar & Share Transfer Agents, the status of investor's grievances for the financial year ended March 31, 2024 is as follows:

Particulars	Non-receipt of Dividend Warrant(s)/ interest	Non-receipt of refund Order/ Allotment Letter	Non-receipt of Share Certificate(s)	Non-receipt of Annual Report	Others	Total No. of Complaints received	Complaints not resolved to the satisfaction of shareholder	Complaints pending
Direct	-	-	-	-	2	2	-	-
Through Stock Exchange/SEBI	-	-	-	-	-	-	-	-

c. Share Transfer Committee

The Board also has constituted a Share Transfer Committee comprising of Dr. Sanjeev Kumar Panchal, Managing Director, Ms. Bhavana Agrawal, Chief Financial Officer w.e.f. October 18, 2023 and Director and Ms. Manasa. R, Company Secretary. The Chairman is elected at each meeting. Further, Mr. Rajesh Marwaha ceased to be a member of this Committee w.e.f. September 30, 2023.

The Share Transfer Committee deals with matters relating to transmissions/transposition/consolidation/deletion of name/issue of share certificates in exchange for sub-divided/consolidated/defaced share certificates/issue of letter of confirmation (in lieu of duplicate share certificates) etc.

During the financial year, 9 Meetings of the said Committee were held. The Minutes of the Share Transfer Committee Meetings were tabled and noted at the Board Meetings.

An Independent Practising Company Secretary carries out the Secretarial Audit at the office of the Registrar and Share Transfer Agent, and furnishes the requisite reports/certificates which are submitted to the Stock Exchanges.

6. Risk Management Committee

The terms of reference of the Risk Management Committee are in conformity with the requirements of the Listing Regulations.

Terms of Reference

- (a) To formulate a detailed risk management policy which shall include:

- (i) A framework for identification of internal and external risks specifically faced by the listed entity, in particular including financial, operational, sectoral, sustainability (particularly, ESG related risks), information, cyber security risks or any other risk as may be determined by the Committee.
 - (ii) Measures for risk mitigation including systems and processes for internal control of identified risks.
 - (iii) Business continuity plan.
- (b) To ensure that appropriate methodology, processes and systems are in place to monitor and evaluate risks associated with the business of the Company;
 - (c) To monitor and oversee implementation of the risk management policy, including evaluating the adequacy of risk management systems;
 - (d) To periodically review the risk management policy, at least once in two years, including by considering the changing industry dynamics and evolving complexity;
 - (e) To keep the Board of Directors informed about the nature and content of its discussions, recommendations and actions to be taken;
 - (f) The appointment, removal and terms of remuneration of the Chief Risk Officer (if any) shall be subject to review by the Risk Management Committee.

During the financial year, 2 meetings of the Committee were held on September 4, 2023 and March 1, 2024.

The composition of the Risk Management Committee and the details of meetings attended by its members are furnished below:

Name of the Member	Category	Number of meetings attended during the financial year 2023-24
Shilpa Divekar Nirula, Chairperson	Non-Executive Independent Director	1
Sanjeev Kumar Panchal	Managing Director	2
Rajesh Marwaha*	Chief Financial Officer & Director	1
Bhavana Agrawal**	Chief Financial Officer & Director	1
Mina Patel	Site Lead, India Operations	2
Amarpreet Kaur Ahuja	Country HR Director, India	1

*Rajesh Marwaha ceased to be a member of the Committee w.e.f. September 30, 2023

**Ms. Bhavana Agrawal was appointed as the member of the Committee w.e.f. February 8, 2024

7. Senior Management

The particulars of Senior Management Personnel as on March 31, 2024, are as follows:

Date of AGM	Particulars of Special Resolution(s) passed
Dr. Sanjeev Kumar Panchal	Managing Director
Ms. Bhavana Agrawal	Chief Financial Officer and Director
Ms. Amarpreet Kaur Ahuja	Country HR Director
Dr. Anil Arjundas Kukreja	Vice President - Medical Affairs & Regulatory, India & Asia
Mr. Ayush Kumar Agarwal	Business Unit Head – Biopharmaceutical Business Unit (w.e.f. April 1, 2024)
Mr. Praveen Akkinepally	Business Unit Head – Oncology
Mr. Pankaj S Jain	Head Legal
Dr. Ajay Krishnaprasad Sharma	Director – Corporate Affairs & State Affairs
Mr. Venkat Natarajan	Market Access Lead
Ms. Mina Patel	Site Lead, India Operations
Mr. Amit Bhakri	Business Unit Head – Biopharmaceutical Business Unit (till March 31, 2024)
Ms. Manasa. R	Company Secretary

Changes in the Senior Management during the financial year 2023-24, are as below:

- Mr. Uthra Kumar ceased to be the Director - Market Access w.e.f. June 28, 2023 and Mr. Venkat Natarajan was appointed as Market Access Lead w.e.f. January 2, 2024.
- Mr. Atul Tandon ceased to be the Business Unit Head – Oncology w.e.f. July 31, 2024 and Mr. Praveen Akkinepally was appointed for this position w.e.f. November 1, 2023.
- Mr. Rajesh Marwaha, Chief Financial Officer and Director retired w.e.f. September 30, 2023.
- Ms. Bhavana Agrawal was appointed as Chief Financial Officer – Designate w.e.f. May 8, 2023. and as Chief Financial Officer w.e.f. October 1, 2023 and as an Executive Director w.e.f. February 8, 2024.
- Mr. Amit Bhakri ceased to be the Business Unit Head – Biopharmaceutical Business Unit w.e.f. March 31, 2024.
- Mr. Ayush Kumar Agrawal ceased to be the Director – Commercial excellence w.e.f. March 31, 2024 and was appointed as Business Unit Head – Biopharmaceutical Business Unit w.e.f. March 31, 2024.

8. General Meetings

(a) Date, time and location of the last three Annual General Meetings held:

Date	Year	Venue/Mode	Time
August 14, 2023	2022-23	Video conference and other audio visual means	3.00 P.M.
August 8, 2022	2021-22	Video conference and other audio visual means	3.00 P.M.
August 9, 2021	2020-21	Video conference and other audio visual means	3.00 P.M.

(b) Whether any Special Resolutions passed in the last three Annual General Meetings:

The following Special Resolutions were passed in the last three Annual General Meetings:

Date of AGM	Particulars of Special Resolution(s) passed
August 14, 2023	Nil
August 8, 2022	Consent of members for appointment of Ms. Shilpa Shridhar Divekar as an Independent Director for a term of 5 years w.e.f. December 29, 2021.
August 9, 2021	Consent of members for re-appointment of Ms. Revathy Ashok as an Independent Director for a second term of 5 years.

(c) Whether any Special Resolution passed last year through Postal Ballot, details of the voting pattern, person who conducted the Postal Ballot exercise, whether any Special Resolution proposed to be conducted through Postal Ballot and procedure for Postal Ballot:

The Company sought the approval of members through notice of postal ballot dated February 8, 2024 for the appointment of Ms. Bhavana Agrawal (DIN:10485441) as a Director and also as a Whole-Time Director of the Company.

The results of postal ballot e-voting were announced on April 8, 2024. Mr. Vijayakrishna KT, Practising Company Secretary, was appointed as the Scrutiniser to scrutinise the postal ballot through remote e-voting process in a fair and transparent manner.

Details of voting pattern was as under:

Resolution	No. of votes cast	No. of votes cast in favour	No. of votes cast against	% of votes cast in favour on votes polled	% of votes cast against on votes polled
Appointment of Ms. Bhavana Agrawal (DIN:10485441) as a Director and also as a Whole Time Director of the Company	20,696,431	20,153,216	543,215	97.38	2.62

The postal ballot was conducted in accordance with the provisions contained in Section 110 and other applicable provisions, if any, of the Act read with Rule 22 of the Companies (Management and Administration) Rules, 2014. The members were provided the facility to vote through remote e-voting. The postal ballot notice was sent to members in electronic form to their e-mail addresses. The Company also published a notice in the newspapers in accordance with the requirements under the Act. Members holding equity shares as on the cut-off date were allowed to cast their votes through remote e-voting during the voting period fixed for this purpose. After completion of scrutiny of votes, the Scrutiniser submitted his report to the Chairman and the results of voting by postal ballot were announced within 2 working days of conclusion of the voting period. The results were displayed on the website of the Company (www.astrazeneca.com/india) and communicated to the Stock Exchanges, Depositories and Registrar and Share Transfer Agent. The resolution was passed with the requisite majority on April 5, 2024.

Currently, no special resolution is proposed to be passed through postal ballot. However, if required, the same shall be passed in compliance with the provisions of the Companies Act, 2013, Listing Regulations or other applicable laws.



9. Certificate from Practising Company Secretary

A Certificate from Mr. Vijayakrishna K. T, Practising Company Secretary, Bengaluru confirming that none of the Directors on the Board of the Company have been debarred or disqualified from being appointed or continuing as Directors of companies by Securities and Exchange Board of India/Ministry of Corporate Affairs or any such other statutory authority forms part of this report.

10. Disclosures

(i) Related Party Transactions

Transactions with related parties, as per the requirements of Ind AS 24 are disclosed in the notes to accounts annexed to the financial statements.

All the transactions with related parties were in the ordinary course of business and on arm's length basis. All Related Party Transactions are placed before the Audit Committee for its prior approval. Omnibus approval of the Audit Committee is obtained for the transactions which are repetitive in nature.

The Company has adopted a Policy for dealing with Related Party Transactions. The Policy, as approved by the Board is available at <https://www.astrazeneca.in/content/dam/az-in/pdf/files/Policy%20on%20Related%20Party%20TransactionsS.pdf>.

Materially significant related party transactions during the financial year ended March 31, 2024:

Name of the Entity	Relationship	Nature of transaction	Amount (₹ in million)
AstraZeneca UK Limited (AZ UK)	AstraZeneca UK Limited is the Parent Company of AstraZeneca Treasury Limited, United Kingdom, which is the Holding Company of AstraZeneca AB, Sweden, which in turn is the Holding Company of AstraZeneca Pharmaceuticals AB, Sweden and which in turn is the Holding Company of AstraZeneca Pharma India Limited	(i) Purchase of raw materials and traded goods by the Company from AZ UK	4,149
		(ii) Payment toward reimbursement of pre-launch cost	23
		(iii) Payment towards reimbursement of expenses towards employee stock compensation reserve	20
		(iv) Reimbursement by AZ UK, the cost of employees who are on assignment with the related party	181
		(v) Receipts towards recovery pursuant to Advance Pricing Agreement	164
	Total		4,537
AstraZeneca AB, Sweden (AZ AB)	AstraZeneca AB, Sweden is the Holding Company of AstraZeneca Pharmaceuticals AB, Sweden which is the Holding Company of AstraZeneca Pharma India Limited	(i) Purchase of raw materials and traded goods by the Company from AZ AB	1,223
		(ii) Receipts towards reimbursement of taxes	122
		(iii) Sale of services	899
	Total		2,244

- (ii) Details of non-compliance by the Company, penalties and structures imposed on the Company by the Stock Exchanges or SEBI or any authority on any matter related to capital markets during the last three years : NIL
- (iii) The Company has a vigil mechanism for Directors and Employees to report their concerns about unethical behavior, actual or suspected fraud or violation of the Company's code of conduct. The mechanism provides for adequate safeguards for victimisation of Director(s)/Employee(s) who avail of the mechanism. In exceptional cases, Directors and Employees have direct access to the Chairperson of the Audit Committee. No personnel of the Company have been denied access to the Chairperson of the Audit Committee, for making complaint on any integrity issue. The Whistle Blowing Policy is available at <https://www.astrazeneca.in/content/dam/az-in/pdf/2024/Whistle-Blowing-Policy.pdf>.

- (iv)** Details in relation to the Sexual Harassment of Women at Workplace (Prevention, Prohibition and Redressal) Act, 2013:
- Number of complaints filed during the financial year: 3
 - Number of complaints disposed of during the financial year: 2
 - Number of complaints pending as on end of the financial year: 1, the same was however disposed off before the date of this report.
- (v)** Details of compliance with mandatory requirements and adoption of non-mandatory requirements:
The Company has complied with all the mandatory requirements of the Listing Regulations. The Company has also fulfilled the following discretionary requirements:
- The Auditor's opinion on the financial statements is unmodified.
 - The positions of Chairman and Managing Director are separate.
 - The Internal Auditor reports directly to the Audit Committee.
- (vi)** Code of Conduct – The Company has adopted a Code of Conduct for its employees including the Managing Director. In addition, the Company has adopted a Code of Conduct for its Board Members. Both these Codes are available on the Company's website. All the Members of the Board and Senior Management Personnel of the Company have affirmed compliance with the Code applicable to them, for the financial year ended March 31, 2024. A declaration to this effect, duly signed by the Managing Director is annexed to this report.
- (vii)** As the Company has no subsidiary as on date, the requirement of formulating a specific policy on dealing with material subsidiaries does not arise.
- (viii)** The Company follows Accounting Standards specified under Section 133 of the Companies Act, 2013 read with Rule 7 of the Companies (Accounts) Rules, 2014 and the relevant provisions of the Companies Act, 2013/the Companies Act, 1956. The Company has not adopted a treatment different from that prescribed in any Accounting Standard.
- (ix)** Commodity Price Risk and Commodity hedging activities: The Company is not exposed to material foreign exchange risk on account of import and export transactions entered, as import of goods is happening in Indian Rupees. Also, it is not a sizable user of various commodities, hence not exposed to the price risk on account of procurement of commodities.
- (x)** Total fees paid by the Company to the Statutory Auditors and all the entities in their network firm/network entities for all services rendered by them during the financial year 2023-24 is ₹ 5.6 million.
- (xi)** The Company has not granted any loans and advances to firms/companies in which directors are interested.
- (xii)** There was no agreement entered or executed by the shareholders, promoters, promoter group entities, related parties, directors, key managerial personnel or employees of the Company during the financial year 2023-24, pursuant to Regulation 30A of Listing Regulations.
- (xiii)** The Company has complied with the Corporate Governance requirements specified in Regulations 17 to 27 and clauses (b) to (i) of sub-regulation (2) of Regulation 46 of the Listing Regulations.
- 11. Means of Communication**
- The quarterly, half yearly and annual financial results of the Company are sent to the Stock Exchanges immediately after the Board's approval, by uploading the same on NEAPS portal and BSE Listing Centre portal, from time to time. The same are published in 'The Business Standard' (English) and 'Prajavani' (Kannada) newspapers.
 - The financial results and such other information that are required to be displayed on the Company's website pursuant to Listing Regulations/Companies Act are displayed on the website of the Company at www.astrazeneca.com/india.

- (iii) The website also displays official news releases and the presentation made by the Company to the institutional investors, if any.

12. Shareholder Information

(i) Annual General Meeting

Date and Time of AGM	August 8, 2024 at 3:00 p.m. IST
Mode	Video Conference and other audio visual means
Financial Year	2023-24
Dividend Payment Date	On or before September 6, 2024

(ii) Financial Calendar and announcement of financial results

The financial accounts and annual report are drawn out from April to March next.

The announcement of financial results during the financial year 2024-25 shall be as follows:

First Quarter Results	On or before August 14, 2024
Second Quarter Results	On or before November 14, 2024
Third Quarter Results	On or before February 14, 2025
Fourth Quarter and Annual Results	On or before May 30, 2025

(iii) Listing on Stock Exchanges

The Company's Equity Shares are listed on:

BSE Limited (BSE)

25th Floor, P. J. Towers, Dalal Street, Fort, Mumbai 400 001

National Stock Exchange of India Limited (NSE)

Exchange Plaza, C-1, Block G, Bandra-Kurla Complex, Bandra (East), Mumbai 400 051

The Company has paid till date, appropriate listing fee to both the stock exchanges.

(iv) Unclaimed Suspense Account

As on April 1, 2023, there were 72 shareholders in respect of whom 26,430 shares were lying in the AstraZeneca Pharma India Limited – Unclaimed Suspense Account. During the year there were two claims in respect of 760 shares in the said account. Consequently, as on March 31, 2024, there are 70 shareholders in respect of whom the outstanding shares aggregating 25,670 shares are lying in the AstraZeneca Pharma India Limited- Unclaimed Suspense Account.

The voting rights in respect of such 25,670 shares remain frozen till the shares are claimed by the rightful owners.

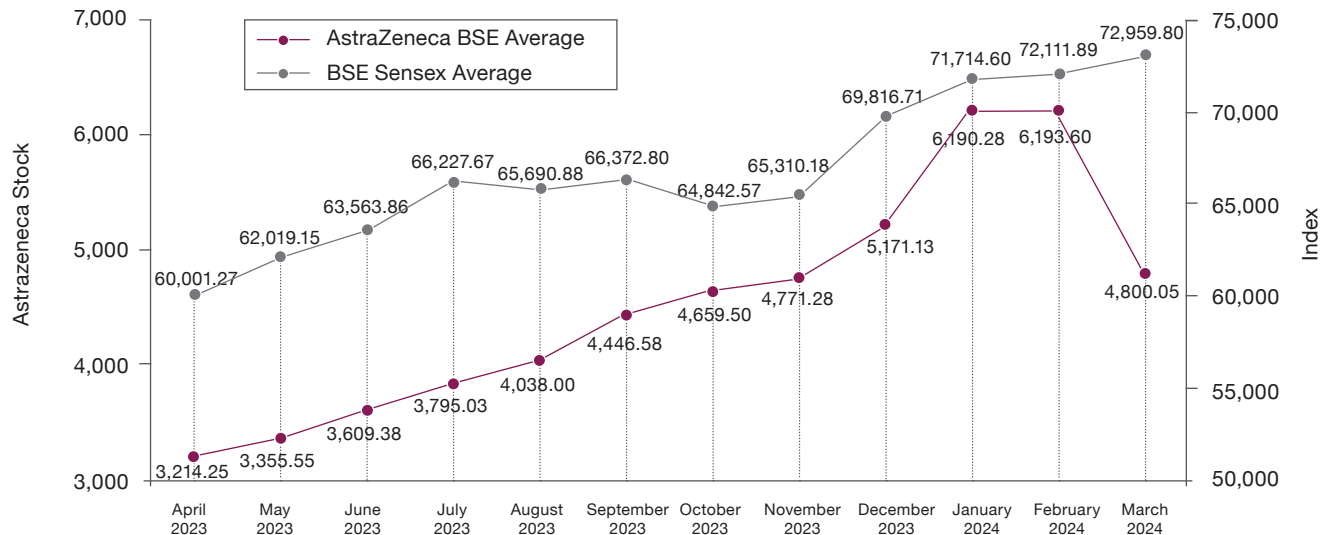
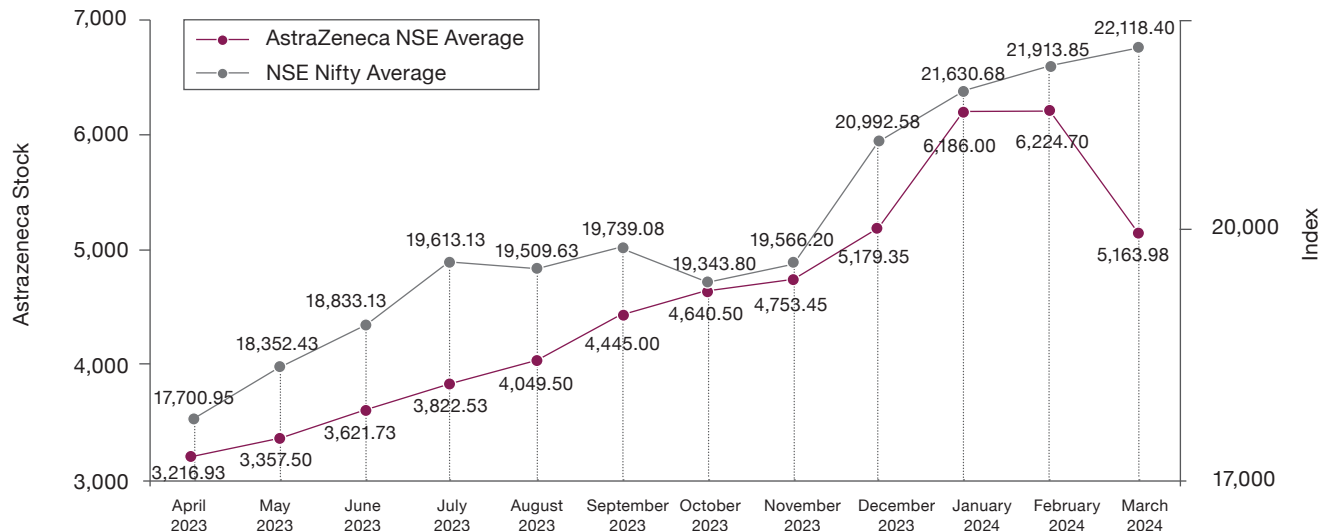
(v) Stock Code

BSE Limited	506820
National Stock Exchange of India Limited	ASTRAZEN
ISIN for NSDL and CDSL	INE203A01020

(vi) Monthly High/Low of market price of the Company's shares traded on BSE and NSE for the financial year ended March 31, 2024:

Period	BSE		BSE Sensex Index		NSE		NSE Nifty Index	
	High (₹)	Low (₹)	High	Low	High (₹)	Low (₹)	High	Low
April 2023	3,326.50	3,102.00	61,209.46	58,793.08	3,335.85	3,098.00	18,089.15	17,312.75
May 2023	3,580.00	3,131.10	63,036.12	61,002.17	3,590.00	3,125.00	18,662.45	18,042.40
June 2023	3,796.10	3,422.65	64,768.58	62,359.14	3,799.00	3,444.45	19,201.70	18,464.55
July 2023	3,940.00	3,650.05	67,619.17	64,836.16	3,947.00	3,698.05	19,991.85	19,234.40
August 2023	4,346.00	3,730.00	66,658.12	64,723.63	4,349.00	3,750.00	19,795.60	19,223.65
September 2023	4,642.15	4,251.00	67,927.23	64,818.37	4,640.00	4,250.00	20,222.45	19,255.70
October 2023	4,898.95	4,420.05	66,592.16	63,092.98	4,830.00	4,451.00	19,849.75	18,837.85
November 2023	5,000.55	4,542.00	67,069.89	63,550.46	4,996.90	4,510.00	20,158.70	18,973.70
December 2023	5,740.00	4,602.25	72,484.34	67,149.07	5,758.00	4,600.70	21,801.45	20,183.70
January 2024	6,877.00	5,503.55	73,427.59	70,001.60	6,872.00	5,500.00	22,124.15	21,137.20
February 2024	7,208.00	5,179.20	73,413.93	70,809.84	7,220.95	5,228.45	22,297.50	21,530.20
March 2024	5,549.95	4,050.15	74,245.17	71,674.42	5,542.95	4,785.00	22,526.60	21,710.20

Source: www.bseindia.com and www.nseindia.com

(vii) Performance of the Company's equity shares in comparison to NSE Nifty and BSE Sensex during the financial year 2023-24**(viii) Registrar & Transfer Agent**

Integrated Registry Management Services Private Limited
30, Ramana Residency, 4th Cross, Sampige Road, Malleshwaram, Bengaluru – 560 003
Tel: (080) 23460815-8, Fax: (080) 23460819

(ix) Share Transfer System

Share Transfer Committee comprising the Directors and officials of the Company considers requests received for duplicate certificates, split/consolidation, dematerialisation, rematerialisation and transmission of shares. All the requests received as specified above are normally processed as per the prescribed timelines upon receipt of complete set of documents.

Reconciliation of Share Capital Audit:

A qualified Practising Company Secretary carries out Share Capital Audit to reconcile the total admitted equity share capital with the National Securities Depository Limited (NSDL) and the Central Depository Services (India) Limited (CDSL) and the total issued and listed equity share capital. The audit report confirms that the total issued/paid-up capital is in agreement with the total number of shares in physical form and the total number of dematerialised shares held with NSDL and CDSL.

(x) Distribution of Shareholding as on March 31, 2024

No. of equity shares held	No. of Shareholders	%	No. of Shares	%
Upto 5,000	29,342	99.74	1,788,790	7.16
5,001 to 10,000	25	0.08	169,344	0.68
10,001 to 20,000	20	0.07	296,981	1.19
20,001 to 30,000	6	0.02	148,941	0.60
30,001 to 40,000	2	0.01	64,924	0.26
40,001 to 50,000	3	0.01	137,879	0.55
50,001 to 100,000	10	0.03	781,720	3.13
100,001 and above	10	0.03	21,611,421	86.45
Total	29,418	100.00	25,000,000	100.00

(xi) Shareholding Pattern as on March 31, 2024

Particulars	Physical Holdings	Electronic Holdings	Total Holdings	%
AstraZeneca Pharmaceuticals AB	0	18,750,000	18,750,000	75.00
Banks	125	250	375	0.00
Trusts	0	528	528	0.00
Mutual Funds	0	936,901	936,901	3.75
Alternative Investment Funds	0	4,752	4,752	0.02
FII's	0	684,055	684,055	2.74
Insurance Companies	0	110	110	0.00
Non-Resident Indians	500	61,589	62,089	0.25
Clearing Member	0	726	726	0.00
Indian Corporate Bodies	0	343,195	343,195	1.37
Investor Education and Protection Fund Authority	0	104,307	104,307	0.42
Others – Public	141,215	3,971,747	4,112,962	16.45
Total	141,840	24,858,160	25,000,000	100.00

(xii) Dematerialisation of shares and liquidity

The Company's equity shares are compulsorily traded in the dematerialised form. As on March 31, 2024, out of 25,000,000 equity shares of the Company, 24,858,160 equity shares representing 99.43% of the total equity share capital is held in dematerialised form with National Securities Depository Limited and Central Depository Securities (India) Limited.

(xiii) Outstanding GDRs/ADRs/Warrants or any convertible instruments, conversion date and likely impact on equity

None

(xiv) Plant location

12th Mile on Bellary Road
Venkatala, Kattigenahalli Village
Yelahanka, Bengaluru - 560 063

(xv) Company's Address for correspondence

Company Secretary/Compliance Officer
AstraZeneca Pharma India Limited
Block N1, 12th Floor, Manyata Embassy Business Park,
Rachenahalli Outer Ring Road, Bengaluru - 560045
Tel: (080) 67748000
Fax: (080) 67748557
Email: comp.secy@astrazeneca.com

(xvi) Dividend declared in earlier years

Dividend for Financial year	%
2018-19	Nil
2019-20	₹ 1/- per share (50%)
2020-21	₹ 2/- per share (100%)
2021-22 (interim)	₹ 2/- per share (100%)
2021-22 (final)	₹ 8/- per share (400%)
2022-23	₹ 16/- per share (800%)

(xvii) Nomination Facility

Section 72 of the Companies Act, 2013, offers the facility of nomination. Members are advised to avail of this facility, to avoid the lengthy process of transmission formalities.

The nomination form may be obtained from the Company/Registrar & Transfer Agent. However, if the shares are held in dematerialised form, the nomination has to be conveyed by the Members to their respective Depository Participant directly, as per the format prescribed by them.

Declaration regarding compliance by Board Members and Senior Management Personnel with the Company's Code of Conduct

This is to confirm that the Company has adopted a Code of Conduct for its employees including the Managing Director. In addition, the Company has adopted a Code of Conduct for the Board of Directors. These Codes are available on the Company's website.

I confirm that the Company has in respect of the year ended March 31, 2024, received from the Senior Management Team of the Company and the Members of the Board a declaration of compliance with the Code of Conduct as applicable to them.

On behalf of the Board of Directors

Place: Bengaluru
Date: May 27, 2024

Sanjeev Kumar Panchal
Managing Director



Certificate on compliance with the conditions of Corporate Governance as required under the SEBI (Listing Obligations and Disclosure Requirements) Regulations, 2015

To
The Members
AstraZeneca Pharma India Limited
Bengaluru

I have examined all the relevant records of AstraZeneca Pharma India Limited ('the Company') for the purpose of certifying the compliances of the conditions of Corporate Governance by the Company, for the year ended March 31, 2024 as stipulated under Securities and Exchange Board of India (Listing Obligations and Disclosure Requirements) Regulations, 2015 ('the Listing Regulations').

The compliance of the conditions of Corporate Governance is the responsibility of the Management. My examination was limited to procedures and implementation thereof, adopted by the Company for ensuring the compliance of the conditions of Corporate Governance. It is neither an audit nor an expression of opinion on the financial statements of the Company.

In my opinion and to the best of my information and explanations given to me, I certify that the Company has complied with the conditions of Corporate Governance as stipulated in the Listing Regulations.

I further state that such compliance is neither an assurance as to the future viability of the Company nor the efficiency or effectiveness with which the Management has conducted the affairs of the Company.

Place: Bengaluru
Date: May 27, 2024

Vijayakrishna K T
Practising Company Secretary
FCS No.: 1788
CP No.: 980
UDIN: F001788F000458134

Certificate as required under Schedule V of the SEBI (Listing Obligations and Disclosure Requirements) Regulations, 2015

To
The Members
AstraZeneca Pharma India Limited
Bengaluru

I have examined the relevant registers, records, forms, returns and disclosures received from the Directors of AstraZeneca Pharma India Limited (hereinafter referred to as 'the Company') having CIN - L24231KA1979PLC003563 and having registered office at Block N1, 12th Floor, Manyata Embassy Business Park, Rachenahalli, Outer Ring Road Bengaluru - 560045, produced before me by the Company for the purpose of issuing this Certificate, in accordance with Regulation 34(3) read with Schedule V Para-C Sub clause 10(i) of the Securities Exchange Board of India (Listing Obligations and Disclosure Requirements) Regulations, 2015.

In my opinion and to the best of my information and according to the verifications (including Directors Identification Number (DIN) status at the portal www.mca.gov.in) as considered necessary and explanations furnished to me by the Company and its officers, I hereby certify that none of the Directors on the Board of the Company as stated below for the financial year ending on March 31, 2024 has been debarred or disqualified from being appointed or continuing as Directors of companies by the Securities and Exchange Board of India, the Ministry of Corporate Affairs, or any such other Statutory Authority:

Sr. No.	Name of Director	DIN	Date of appointment in Company
1	Narayan Keelveedhi Seshadri	00053563	December 6, 2012
2	Revathy Ashok	00057539	December 2, 2016
3	Ankush Nandra	08737981	May 18, 2020
5	Shilpa Divekar Nirula	06619353	December 29, 2021
6	Sanjeev Kumar Panchal	09823879	January 1, 2023
7	Hooi Bien Chuah	10381891	November 9, 2023
8	Sylvia Lorena Varela Ramon	10410837	December 21, 2023
9	Bhavana Agrawal	10485441	February 8, 2024

Ensuring the eligibility for the appointment/continuity of every Director on the Board is the responsibility of the Management of the Company. My responsibility is to express an opinion on these based on my verification. This certificate is neither an assurance as to the future viability of the Company nor of the efficiency or effectiveness with which the Management has conducted the affairs of the Company.

Place: Bengaluru
Date: May 27, 2024

Vijayakrishna K T
Practising Company Secretary
FCS No.: 1788
CP No.: 980
UDIN: F001788F000458167



Annexure IX to Board's Report

Form No. MR-3

Secretarial Audit Report

For the financial year ended March 31, 2024

Pursuant to Section 204(1) of the Companies Act, 2013 and Rule No.9 of the Companies (Appointment and Remuneration of Managerial Personnel) Rules, 2014

To
The Members
AstraZeneca Pharma India Limited
(CIN: L24231KA1979PLC003563)

I have conducted the Secretarial Audit of the compliance of applicable statutory provisions and the adherence to good corporate practices by AstraZeneca Pharma India Limited (CIN: L24231KA1979PLC003563) (hereinafter called 'the Company'). Secretarial Audit was conducted in a manner that provided me a reasonable basis for evaluating the corporate conducts/statutory compliances and expressing my opinion thereon.

Based on my verification of the books, papers, minute books, forms and returns filed and other records maintained by the Company and also the information provided by the Company, its officers, agents and authorised representatives during the conduct of Secretarial Audit, I hereby report that in my opinion, the Company has, during the audit period covering the financial year ended on March 31, 2024 complied with the statutory provisions listed hereunder and also that the Company has proper Board processes and compliance mechanism in place to the extent, in the manner and subject to the reporting made hereinafter:

I have examined the books, papers, minute books, forms and returns filed and other records maintained by AstraZeneca Pharma India Limited for the financial year ended on March 31, 2024 according to the provisions of:

- (i) The Companies Act, 2013 (the Act) and the rules made thereunder;
- (ii) The Securities Contracts (Regulation) Act, 1956 ('SCRA') and the rules made thereunder;
- (iii) The Depositories Act, 1996 and the Regulations and Bye-laws framed thereunder;
- (iv) Foreign Exchange Management Act, 1999 and the rules and regulations made thereunder to the extent of

Foreign Direct Investment, Overseas Direct Investment and External Commercial Borrowings;

- (v) The following Regulations and guidelines prescribed under the Securities and Exchange Board of India Act, 1992 ('SEBI Act'):
 - (i) Securities and Exchange Board of India (Listing Obligations and Disclosure Requirements) Regulations, 2015;
 - (ii) Securities and Exchange Board of India (Issue of Capital and Disclosure Requirements) Regulations, 2018;
 - (iii) Securities and Exchange Board of India (Substantial Acquisition of Shares and Takeovers) Regulations, 2011;
 - (iv) Securities and Exchange Board of India (Buy-back of Securities) Regulations, 2018;
 - (v) Securities and Exchange Board of India (Share Based Employee Benefits and Sweat Equity) Regulations, 2021;
 - (vi) Securities and Exchange Board of India (Issue and Listing of Debt Securities) Regulations, 2008;
 - (vii) Securities and Exchange Board of India (Issue and Listing of Non-Convertible and Redeemable Preference Shares) Regulations, 2013;
 - (viii) Securities and Exchange Board of India (Prohibition of Insider Trading) Regulations, 2015;
 - (ix) The Securities and Exchange Board of India (Registrars to an Issue and Share Transfer Agents) Regulations, 1993 regarding the Companies Act and dealing with client;

- (x) The Securities and Exchange Board of India (Delisting of Equity Shares) Regulations, 2021;
- (xi) Circulars/Guidelines issued thereunder;
- (vi) The other following laws as may be applicable specifically to the Company:
 - (a) The Pharmacy Act, 1948
 - (b) The Drugs and Cosmetics Act, 1940
 - (c) The Indian Copyright Act, 1957
 - (d) The Patents Act, 1970
 - (e) The Trade Marks Act, 1999
- (vii) The other following general laws as may be applicable to the Company during the audit:
 - (1) Employer/Employee Related Laws & Rules:**
 - (i) The Factories Act, 1948
 - (ii) The Employment Exchanges (Compulsory notification of Vacancies) Act, 1959
 - (iii) The Apprentices Act, 1961
 - (iv) The Employees Provident Fund & Miscellaneous Provisions Act, 1952
 - (v) The Employees State Insurance Act, 1948
 - (vi) The Maternity Benefits Act, 1961
 - (vii) The Payment of Gratuity Act, 1972
 - (viii) The Payment of Bonus Act, 1965
 - (ix) The Payment of Wages Act, 1936
 - (x) The Minimum Wages Act, 1948
 - (xi) The Contract Labour (Regulation & Abolition) Act, 1970
 - (xii) The Industrial Employment (Standing Orders) Act, 1946
 - (xiii) Equal Remuneration Act, 1976
 - (xiv) The Sexual Harassment of Women at Work Place (Prevention, Prohibition & Redressal) Act, 2013
 - (xv) The Karnataka Industrial Establishments (National and Festival Holidays) Act, 1963
 - (xvi) The Karnataka Labour Welfare Fund Act, 1965

(xvii) The Karnataka Public Safety (Measures) Enforcement Act, 2017

(2) Environment Related Acts & Rules:

- (i) The Environment Protection Act, 1986
- (ii) The Water (Prevention & Control of Pollution) Act, 1974
- (iii) The Air (Prevention & Control of Pollution) Act, 1981
- (iv) Hazardous Wastes (Management, Handling and Transboundary Movement) Rules, 2008.

I have also examined compliances with the applicable clauses of Secretarial Standards on Board and General Meetings (SS – 1 and SS – 2) issued by the Institute of Company Secretaries of India.

During the period under review, the Company has complied with the provisions of the Acts, Rules, Regulations, Guidelines, Standards, etc. mentioned above and filings of the returns were undertaken in time or within the extended time limits. Certain non-material findings made during the course of the audit were addressed suitably by the Management including strengthening of Secretarial Standards.

However, due to the technical hurdles posed by the Portal of the Ministry of Corporate Affairs, the Company could not file the requisite return under the Companies Act, 2013 with the Ministry of Corporate Affairs relating to the appointment of a Non-Executive Director.

Further, BSE Limited (BSE) and National Stock Exchange of India Limited (NSE) have notified non-compliance of the composition of Risk Management Committee and the Company has represented that applications have been made to the said Stock Exchanges justifying the Company's stand to the effect that there was no non-compliance. NSE has already accepted the representation of the Company.

Further, I report that with regard to financial and taxation matters, I have relied on the Audit Report, Limited Review Report and the Internal Audit Report provided by the Statutory/Internal Auditor as the case may be.

I further report that the Board of Directors of the Company is duly constituted with proper balance of Executive Directors, Non-Executive Directors and



Independent Directors. The changes in the composition of the Board of Directors which took place during the period under review were carried out in compliance with the provisions of the Act.

Adequate notices are given to all the Directors to schedule the Board Meetings, agenda and detailed notes on agenda were sent at least seven days in advance, and a system exists for seeking and obtaining further information and clarifications on the agenda items before the meeting and for meaningful participation at the meeting.

Majority decision is carried through while the dissenting members' views are captured and recorded as part of the minutes as per the practice followed. However, during the period under report, there was no such case instance.

I further report that there are adequate systems and processes in the Company commensurate with the size and operations of the Company to monitor and ensure compliance with applicable laws, rules, regulations and guidelines.

Vijayakrishna K T

Practising Company Secretary

FCS No.: 1788

CP No.: 980

Place: Bengaluru

Date: May 27, 2024

UDIN: F001788F000458079

Note: This report is to be read with my letter of even date which is annexed as Annexure and forms an integral part of this report.

Annexure

My report of even date is to be read along with this letter:

1. Maintenance of secretarial records is the responsibility of the Management of the Company. My responsibility is to express an opinion on these secretarial records based on our audit.
2. I have followed the audit practices and processes as were appropriate to obtain reasonable assurance about the correctness of the contents of Secretarial Records. The verification was done on test basis to ensure that correct facts are reflected in the secretarial records. I believe that the processes and practices, I have followed provide a reasonable basis for our opinion.
3. I have not verified the correctness and appropriateness of financial records and Books of Accounts of the Company including records under Income Tax Act, Customs Act and Goods and Services Tax Act.
4. Wherever required, the Company has represented about the compliance of laws, rules and regulations and happening of events, etc. as applicable from time to time.
5. The compliance of the provisions of Corporate and other applicable laws, rules, regulations, standards is the responsibility of the Management. My examination was limited to the verification of procedures on test basis.
6. The Secretarial Audit report is neither an assurance as to the future viability of the Company nor of the efficacy or effectiveness with which the Management has conducted the affairs of the Company.

Vijayakrishna K T

Practising Company Secretary

FCS No.: 1788

CP No.: 980

UDIN: F001788F000458079

Place: Bengaluru

Date: May 27, 2024

Business Responsibility & Sustainability Report

Director's Message

Good health is at the heart of a sustainable future, as healthy people are the foundation of prosperous societies, strong economies and a thriving planet. And yet, from the lasting impacts of COVID-19 to the mounting impacts of the climate on health, health systems around the world are under-resourced and overburdened. We must act now to strengthen health systems, ensuring they are fit to respond to the needs of today and tomorrow.

At AstraZeneca, we are working towards a future where:

- **Resilient** health systems are able to respond and adapt effectively to crisis while managing ongoing population health needs;
- **Equitable** health systems ensure everyone has the opportunity to live their healthiest life, removing barriers to early disease detection, accurate diagnosis, access to clinical trials and high-quality therapies; and
- **Net zero** health systems improve patient outcomes and limit the environmental impact of care.

Our holistic approach puts health at the centre of a sustainable future by advocating for more strategic investment in health, earlier action on disease and enhanced use of digital, data and technology. As with the COVID-19 crisis, where we learned what can be achieved when we collaborate at speed and at scale, partnering with stakeholders across the healthcare ecosystem is key to our shared success. Recognising that a healthy population is vital to growth and prosperity, we must invest in health as a 'strategic asset' that delivers positive returns for people, society and the planet.

Together, we can ensure a healthier, more sustainable future.

Last year we took an important step towards 'transparency' with you all by adding the Business Responsibility and Sustainability Report (BRSR) for the first time to our annual report. This year we continue to share with you some of the pertinent aspects of our commitment to society, people and planet in India through the next few pages. At AstraZeneca, we see these themes as deeply interconnected. In fact, strengthening the resilience of our health systems will only be possible if we also address the climate crisis, which is harming human health, fuelling pressures on health workers, and disproportionately affecting underserved population groups.

Our science-based sustainability targets are directing us to take some of the pertinent actions that can benefit the community and our next generations. As a strategic approach, we are not only working with several partners to make a difference externally but also took some BOLD actions internally as well so that we can impact and influence behaviors. While we are proud of our progress, we recognise that there is still much work to be done. We remain committed towards the agenda and will continue to do more

meaningful work and together with our stakeholders, we can create a brighter, more resilient and sustainable future for all.

Together with others, we have a responsibility to innovate and accelerate the delivery of sustainable healthcare in order to ensure a brighter future. We are committed to taking action and advancing purpose-driven partnerships to build a healthy future for all. Thank you for your ongoing support and partnership as we continue our sustainability journey.

About this Report

We seek to create value for society beyond the impact of our life-changing medicines. Sustainability is part of our organisational DNA, embedded into everything we do from the lab to the patient, and delivered thanks to the efforts of employees. At AstraZeneca, we recognise that taking action to drive sustainability is fundamental and by using a science-led approach and ensuring we act with integrity and in accordance with our AstraZeneca Values, we are transforming the future of healthcare and making a positive impact.

Our sustainability strategy is built around three (3) pillars that put health at the heart of our work.



01 | Access to Healthcare: Our Ambition

To promote prevention, increase access to life-saving treatments, and strengthen global healthcare and resilience and sustainability

02 | Environmental Protection: Our Ambition

Accelerating the delivery of net-zero healthcare, proactively managing our environmental impact across all activities, and investing in nature and biodiversity

03 | Ethics and Transparency: Our Ambition

Ensuring ethical, open, and inclusive behavior across our organisation and value chain

Section A – General Disclosures

I. Details of the listed entity		
1.	Corporate Identification Number (CIN)	L24231KA1979PLC003563
2.	Name	AstraZeneca Pharma India Limited
3.	Year of incorporation	1979
4.	Registered office address	Block N1, 12 th Floor, Manyata Embassy Business Park, Rachenahalli, Outer Ring Road, Bangalore- 560045, Karnataka, India
5.	Corporate address	Block N1, 12 th Floor, Manyata Embassy Business Park, Rachenahalli, Outer Ring Road, Bangalore- 560045, Karnataka, India
6.	E-mail	comp.secy@astrazeneca.com
7.	Telephone	+91 80 6774 8000
8.	Website	www.astrazeneca.com/india
9.	Financial year for which reporting is being done	2023-24
10.	Name of the Stock Exchange(s) where shares are listed	BSE Limited and National Stock Exchange of India Limited
11.	Paid-up capital	₹ 50,000,000
12.	Name and contact details (telephone, email address) of the person who may be contacted in case of any queries on the BRSR report	Ms. Manasa. R Contact no: 080 - 67748000 E-mail Id: comp.secy@astrazeneca.com
13.	Reporting boundary	Disclosure under this BRSR is on standalone basis
14.	Name of assurance provider	Not applicable
15.	Type of assurance obtained	Not applicable

II. PRODUCTS AND SERVICES**16. Details of business activities (accounting for 90% of the turnover on a standalone basis)**

Description of Main Activity	Description of Business Activity	Percentage of Turnover of the entity
Pharmaceuticals	Manufacturing, marketing, and trading of pharmaceutical products	100

17. Products/Services sold by the entity (accounting for 90% of the entity's turnover)

Product/Service	NIC Code	Percentage of total Turnover contributed
Drugs and Pharmaceutical products	210	100

III. OPERATIONS**18. Number of locations where plants and/or operations/offices of the entity are situated**

Location	Number of plant (including manufacturing plant and warehouse)	Number of offices	Total
National	1*	2	3
International	0	0	0

*The Company has one (1) manufacturing plant including the warehouse.



19. Markets served by the entity:

a. Number of locations

Location	Number
National (Number of States)	Pan-India
International (No. of Countries)	1 (Nepal)

b. What is the contribution of exports as a percentage of the total turnover of the entity?

Out of total turnover of ₹ 12,955.3 million, the export sales contributed to ₹ 936 million (7.23%) during the financial year 2023-24.

c. A brief on types of customers

Our Company's customer base includes distributors, hospitals and Government institutions.

IV. EMPLOYEES

20. Details as at the end of Financial Year

a. Employees and workers (including differently abled):

Particulars	Total	Male		Female	
		No. of Male Employees	Percentage (%) of total	No. of Female Employees	Percentage (%) of total
Employees					
Permanent	878	698	79	180	21
Other than Permanent	0	0	0	0	0
Total employees	878	698	79	180	21
Workers					
Permanent	62	55	89	7	11
Other than Permanent	0	0	0	0	0
Total workers	62	55	89	7	11

b. Differently abled Employees and workers:

Particulars	Total	Male		Female	
		No. of Male Employees	Percentage (%) of total	No. of Female Employees	Percentage (%) of total
Differently Abled Employees					
Permanent	1	1	100	0	0
Other than Permanent	0	0	0	0	0
Total differently abled employees	1	1	100	0	0
Differently abled workers					
Permanent	0	0	0	0	0
Other than Permanent	0	0	0	0	0
Total differently abled workers	0	0	0	0	0

21. Participation/Inclusion/Representation of women

Particulars	Total	No. and percentage of Females	
		No. of women representation	Percentage (%) of total
Board of Directors	8	5	62.5
Key Managerial Personnel	3	2	66.7

22. Turnover rate for permanent employees and workers (trend for past 3 years)

Particulars	Turnover rate in FY 2023-24 (%)			Turnover rate in FY 2022-23 (%)			Turnover rate in FY 2021-22 (%)		
	Male	Female	Total	Male	Female	Total	Male	Female	Total
Permanent Employees	11	14	12	21.09	20.88	21.06	13.01	17.82	13.70
Permanent Workers	2	45	6	95.24	28.57	89.18*	4.42	15.38	5.25

*Higher attrition percentage is due to Voluntary Retirement Scheme (VRS) rolled out by the Company in FY 2022-23.

V. HOLDING, SUBSIDIARY AND ASSOCIATE COMPANIES (INCLUDING JOINT VENTURES)**23. Names of holding / subsidiary / associate companies / joint ventures**

Name of the holding / subsidiary / associate companies / joint ventures	Indicate whether holding/ Subsidiary/ Associate/ Joint Venture	Percentage (%) of shares held by listed entity	Does the entity indicated in column A participate in the Business Responsibility initiatives of the listed entity? (Yes/No)
AstraZeneca Pharmaceuticals AB	Holding Company	75	No

VI. CSR DETAILS**24. Whether CSR is applicable as per section 135 of Companies Act, 2013: Yes**

- I. Turnover – ₹ 12,955.3 million
- II. Net worth – ₹ 7,119.2 million

VII. Transparency and Disclosure Compliances**25. Complaints/Grievances on any of the principles (Principle 1 to 9) under the National Guidelines on Responsible Business Conduct (NGRBC)**

Stakeholder Group from whom compliant is received	Grievance Redressal Mechanism in place (Yes/ No) (If yes, then provide web-link for grievance redressal policy)	FY 2023-24			FY 2022-23		
		Number of complaints filed during the year	Number of complaints pending resolution at close of the year	Remarks	Number of complaints filed during the year	Number of complaints pending resolution at close of the year	Remarks
Communities	Yes https://www.astrazeneca.in/content/dam/az-in/II-2024/Code%20of%20Ethics.pdf	0	0	NA	0	0	NA
Shareholders	Yes https://www.astrazeneca.in/investor-relations.html#redressal-of-grievances	2	0	NA	3	0	NA



Stakeholder Group from whom compliant is received	Grievance Redressal Mechanism in place (Yes/ No) (If yes, then provide web-link for grievance redressal policy)	FY 2023-24			FY 2022-23		
		Number of complaints filed during the year	Number of complaints pending resolution at close of the year	Remarks	Number of complaints filed during the year	Number of complaints pending resolution at close of the year	Remarks
Investors (other than Shareholders)	NA	NA	NA	NA	NA	NA	NA
Employees and workers	Yes	8	2	Nil	5	3	Nil
Customers	Yes https://www.astrazeneca.in/content/dam/az-in/II-2024/Code%20of%20Ethics.pdf	45	4	Mainly pertain to Product Quality Complaints	55	9	Mainly pertain to Product Quality Complaints
Others (including value chain partners)	https://www.astrazeneca.in/content/dam/az-in/II-2024/Code%20of%20Ethics.pdf	8	5	Nil	7	2	Nil

26. Overview of the entity's material responsible business conduct issues

Material responsible business conduct and sustainability issues pertaining to environmental and social matters that present a risk or an opportunity to your business, rationale for identifying the same, approach to adapt or mitigate the risk along-with its financial implications:

Our materiality assessment is guided by the materiality assessment undertaken by the AstraZeneca Group. The materiality assessment identified the issues that matter most to AstraZeneca's Group companies and stakeholders and showed where AstraZeneca can have a positive impact.

Sl. No.	Material issue identified	Indicate whether risk or opportunity (R/O)	Rationale for identifying the risk / opportunity	In case of risk, approach to adapt or mitigate	Financial implications of the risk or opportunity (Indicate positive or negative implications)
1.	Access to healthcare	The identified material issue is an opportunity for the Company to provide and working towards: 1. Equitable Access: health should not be determined by who you are, where you live or where you were born. We are working to remove barriers to healthcare and give everyone the chance to be as healthy as possible. Economic and supply barriers, as well as geographic impediments, inhibit universal access to high quality, evidence-based healthcare. We are playing our part to address health inequities and eliminate discrimination from the delivery of healthcare.	Everyone should have access to healthcare, no matter who they are or where they live. Therefore, we are working to identify barriers to access and are innovating to deliver our life-changing medicines in a sustainable and equitable way, through global, regional and local partnerships.	Not Applicable	Positive: Access to healthcare, motivate the Company to innovate sustainable healthcare solutions which are essential to improving global health outcomes. Further, the positive impacts towards specific opportunities are delineated below: 1. Equitable Access: We are committed to improving equitable access to healthcare for patients globally, including to our innovative product portfolio. Our approach includes integrating programmes into local systems and delivering affordable medicines to patients.

Sl. No.	Material issue identified	Indicate whether risk or opportunity (R/O)	Rationale for identifying the risk / opportunity	In case of risk, approach to adapt or mitigate	Financial implications of the risk or opportunity (Indicate positive or negative implications)
		<p>2. Affordability and pricing: We are committed to addressing barriers to access and affordability. Our industry, policymakers and payers need to work together to identify solutions. Through collaborations, partnerships and stakeholder coalitions we are working to ensure essential and innovative medicines become more widely available.</p> <p>3. Health system resilience: The shifting burden of disease, geopolitical fragmentation and the frequency of extreme weather events linked to the climate emergency all put pressure on health systems. The COVID-19 pandemic tested health systems' ability to respond to sudden shocks and crises while ensuring continuous access to healthcare services for patients. Health system capacity remains under pressure at global, regional and local levels, with outbreaks of infectious diseases as well as the increasing prevalence of NCDs, exacerbated by the growing impacts of climate change and ecosystem degradation on human health</p>			<p>2. Affordability and pricing: We are committed to addressing barriers to access and affordability. Our industry, policymakers and payers need to work together to identify solutions. While we are thoughtful in our pricing approach, we understand the challenges that healthcare systems and patients face in terms of equity and affordability. Recognising our shared responsibility, we take a broad, flexible approach to pricing to reflect the variation in healthcare systems. We are committed to working in partnership with patients, policymakers, payers and the wider healthcare community to ensure access is as equitable, widespread and as sustainable as possible.</p> <p>3. Health system resilience: We are working towards a future where resilient health systems can respond and adapt effectively to crises while managing ongoing population health needs. Sustainable healthcare for all requires investment in strengthening health systems with the infrastructure required to be responsive to population needs. Our integrated approach puts health at the center of a sustainable future by advocating for more strategic investment in health, earlier action on disease and enhanced use of digital, data and technology.</p>
2.	Environmental Protection	<p>The identified material issue is an opportunity for our company to meet our ambition – Accelerating the delivery of net-zero healthcare, proactively managing our environmental impact across all activities, and investing in nature and biodiversity. Further, our focus areas as part of the identified material issue are:</p> <ol style="list-style-type: none"> 1. Ambition Zero Carbon 2. Product Sustainability 3. Natural resources 	Supporting a healthy environment improves health outcomes and helps prevent the onset of certain diseases likely to become more prevalent in a changing climate	Not Applicable	<p>Positive: Beyond the benefits of our medicines to patients, our contribution to society must respect our environment and ensure the sustainable use of the planet's finite natural resources. We know that a healthy environment is critical for human health.</p> <p>Further, the positive impacts towards specific opportunities are delineated below:</p> <ol style="list-style-type: none"> 1. Ambition Zero Carbon: (i) Achieve net-zero by avoiding GHG (Green House Gas) emissions through our facility and product design, maximising our energy efficiency, shifting to renewable energy sources, transitioning to an electric vehicle (EV) fleet, and investing in nature-based removals to compensate for any residual GHG footprint; and (ii) build resilience by managing the physical (sites, supply chain) and transitional (regulatory, market and product) risks and opportunities arising from climate change in the value chain through adaption and business continuity planning.



Sl. No.	Material issue identified	Indicate whether risk or opportunity (R/O)	Rationale for identifying the risk / opportunity	In case of risk, approach to adapt or mitigate	Financial implications of the risk or opportunity (Indicate positive or negative implications)
2	Environmental Protection	<p>The identified material issue is an opportunity for our company to meet our ambition – Accelerating the delivery of net-zero healthcare, proactively managing our environmental impact across all activities, and investing in nature and biodiversity. Further, our focus areas as part of the identified material issue are:</p> <ol style="list-style-type: none">1. Ambition Zero Carbon2. Product Sustainability3. Natural resources	<p>Supporting a healthy environment improves health outcomes and helps prevent the onset of certain diseases likely to become more prevalent in a changing climate</p>	Not Applicable	<ol style="list-style-type: none">2. Product Sustainability: People and the planet benefit from those medicines which have the smallest possible environmental impact yet maintain the highest medical efficacy and safety standards. Therefore, we are following processes through the life cycle of our products with the aim of understanding and addressing their environmental impact; from discovery through development and production, to launching a new product and to the end of product life.3. Natural Resource: The conservation and sustainable use of natural resources and the protection and restoration of ecosystems is vital to shape a healthy future with resilient people and communities, building harmony between society and the natural environment. Therefore, we see this as an opportunity to meet our commitment towards – (i) Reducing our impact on the planet through the efficient, circular use of water and other natural resources across the value chain to ensure responsible sourcing, consumption production, and disposal; (ii) protecting and restoring ecosystems to improve health outcome and tackle environmental drivers of disease such as water and air quality, through our focus on water stewardship and biodiversity.
3.	Ethics and Transparency	<p>The identified material issue is an opportunity for our company to ensure ethical, open, and inclusive behavior across our organisation and value chain.</p>	<p>It guides the Company in fostering a culture of doing the right thing across our value chain and promotes health and wellbeing. Further, we seek to create positive societal impact and embed ethical behavior in all our business activities, markets, and value chain. We promote ethical, transparent, and inclusive policies internally and with our partners and suppliers.</p>	Not Applicable	<p>Positive: It is important for us to create value beyond the impact our medicines have on patients. We need to ensure that we retain and increase trust across all our stakeholders' groups in order to continue to deliver life-changing medicines to patients. The positive impact of the material issues, includes:</p> <ol style="list-style-type: none">1. Ethical Business Culture: We strive to drive the highest standards of conduct and accountability beyond compliance including, but not limited to, anti-bribery and anti-corruption, product safety, human rights and building supplier capabilities to uphold high social standards.

Sl. No.	Material issue identified	Indicate whether risk or opportunity (R/O)	Rationale for identifying the risk / opportunity	In case of risk, approach to adapt or mitigate	Financial implications of the risk or opportunity (Indicate positive or negative implications)
3.	Ethics and Transparency	The identified material issue is an opportunity for our company to ensure ethical, open, and inclusive behavior across our organisation and value chain.	It is important that we create value beyond the impact our medicines have on patients. We need to ensure that we retain and increase trust across all our stakeholder groups to deliver life-changing medicines to patients.	Not Applicable	<p>2. Inclusion and Diversity (I&D): Our approach to I&D prioritises efforts in areas where we can drive lasting systemic change for our organisation and for society. Our I&D strategy includes three strategic focus areas that guide how inclusion, diversity, and belonging are embedded within our entire ecosystem– from our employees to our patients and to local communities and beyond.</p> <p>3. Workforce safety and health: To continue to deliver medicines to patients, we must foster an environment where people feel safe, energised, and inspired. The resources we put into supporting the physical and mental health and safety of our workforce are an investment in society at large, the communities where we operate and their long-term economic health. Contributing to a safe and healthy environment is the right thing to do and can also have positive business impacts in terms of productivity.</p>



Section B: Management and Process Disclosures

Disclosures Questions	P 1	P 2	P 3	P 4	P 5	P 6	P 7	P 8	P 9	
	Ethics and Transparency	Product Responsibility	Human Resources	Responsiveness to Stakeholders	Human Rights	Protect and Restore Environment	Public Policy Advocacy	Inclusive Growth	Customer Engagement	
Policy and Management Processes										
1. a.	Whether your entity's policy/policies cover each principle and its core elements of the NGRBCs. (Yes/No)	Yes	Yes	Yes	Yes	Yes	Yes	Yes	Yes	Yes
b.	Has the policy been approved by the Board? (Yes/No)	Yes	Yes	Yes	Yes	Yes	Yes	Yes	Yes	Yes
c.	Web Link of the Policies, if available	https://www.astrazeneca.in/policy.html								
2.	Whether the entity has translated the policy into procedures. (Yes / No)	Yes	Yes	Yes	Yes	Yes	Yes	Yes	Yes	Yes
3.	Do the enlisted policies extend to your value chain partners? (Yes/No)	Yes	Yes	Yes	Yes	Yes	Yes	Yes	Yes	Yes
4.	Name of the national and international codes/ certifications/labels/ standards (e.g., Forest Stewardship Council, Fairtrade, Rainforest Alliance, Trustee) standards (e.g., SA 8000, OHSAS, ISO, BIS) adopted by your entity and mapped to each principle	No	No	No	No	No	No	No	No	No
5.	Specific commitments, goals and targets set by the entity with defined timelines, if any	-	-	-	-	-	-	-	-	-
6.	Performance of the entity against the specific commitments, goals, and targets along with reasons in case the same are not met	-	-	-	-	-	-	-	-	-
Governance, Leadership and Oversight										
7.	Statement by Director responsible for the business responsibility report, highlighting ESG related challenges, targets, and achievements	Director's Message at the beginning of this Business Responsibility and Sustainability Report.								
8.	Details of the highest authority responsible for implementation and oversight of the Business Responsibility policy (ies)	Name: Dr. Sanjeev Kumar Panchal Designation: Managing Director DIN: 09823879								
9.	Does the entity have a specified Committee of the Board/ Director responsible for decision making on sustainability related issues? (Yes/ No). If yes, provide details	Yes, Dr. Sanjeev Kumar Panchal, Managing Director, oversees the Business Responsibility and Sustainability initiatives of the Company.								

10. Details of Review of NGRBCs by the Company

Subject for Review	Review of Principles undertaken by and Frequency
Performance against above policies and follow up action	As a practice, performance against these policies and relevance of the policy is reviewed periodically by department heads, business heads and directors. During such assessment, efficacy of the policies is reviewed and necessary changes to policies and procedures are implemented.
Compliance with statutory requirements of relevance to the principles, and rectification of any non-compliances	The Company is in compliance with the extant regulations, as applicable. The Company reviews on a periodic basis the compliance to statutory requirement.
Has the entity carried out independent assessment/evaluation of the working of its policies by an external agency? (Yes/No)	Yes. As part of Companies Act, the Internal Auditor conducts audit on various sections of the policies which are relevant to their audit scope.

11. If answer to question (1) above is “No” i.e., not all principles are covered by a policy, reason to be stated.

Not Applicable

Section C: Principle-Wise Performance Disclosure**PRINCIPLE 1**

Businesses should conduct and govern themselves with integrity, and in a manner that is Ethical, Transparent and Accountable.

1. Percentage coverage by training and awareness programs on any of the principles during the financial year

Segment	Total number of training and awareness programmes held	Topics / principles covered under the training and its impact	Percentage of persons in respective category covered by the awareness programmes
Board of Directors Key Managerial Personnel (KMP)	13	As a part familiarisation program, the Directors are apprised on various matters relating to the Company's strategy, business financial and operational performance, organisation structure, risk management framework, legal and compliance, human resources, technology, safety, health and environment, regulatory and quality updates, and future outlook. Trainings are also conducted for the KMP's which includes POSH, Code of Ethics, Cyber Security, Data Privacy, Ergonomics, etc.	100
Employees other than Board of Director (BoD) and Key Managerial Personnel (KMPs) Workers	90	Multiple training programs covering wide gamut of all principles and topics such as Code of Ethics, Data Privacy, POSH, Safety, Health and Environment, Cyber Security amongst others were given by the Company during the year. Further the Company also conducts skill upgradation training for the employees and workers.	100



2. Details of fines / penalties /punishment/ award/ compounding fees/ settlement amount paid in proceedings (by the entity or by directors / KMPs) with regulators/ law enforcement agencies/ judicial institutions, in the financial year:

Penalty/ Fine	MONETARY				
	NGRBC Principle	Name of the regulatory/ enforcement agencies/ judicial institutions	Amount (In ₹)	Brief of the Case	Has an appeal been preferred? (Yes/No)
Penalty/ Fine	Nil				
Settlement					
Compounding fee					
	NON-MONETARY				
	NGRBC Principle	Name of the regulatory/ enforcement agencies/ judicial institutions	Brief of the Case	Has an appeal been preferred? (Yes/No)	
Imprisonment	Nil				
Punishment					

3. Of the instances disclosed in Question 2 above, details of the Appeal/ Revision preferred in cases where monetary or non-monetary action has been appealed.

Not Applicable

4. Does the entity have an anti-corruption or anti-bribery policy? If yes, provide details in brief and if available, provide a web-link to the policy.

Yes, the Company has an anti-corruption and anti-bribery policy. The key principles of the policy are:

- i. We do not tolerate bribery or other forms of corruption, even if we might lose business.
- ii. Bribery involves using something of value to improperly influence someone. Something of value includes more than just money.
- iii. Bribery risk exists in our interactions with anyone involved in our business, not just public officials.
- iv. We do not give or accept bribes, and we do not allow third parties to do so on our behalf.

Below is the link to our anti-corruption and anti-bribery policy:

[https://www.astrazeneca.com/content/dam/az/Sustainability/2019/Anti-Bribery%20&%20Anti-Corruption%20\(ABAC\)%20Global%20Standard.pdf](https://www.astrazeneca.com/content/dam/az/Sustainability/2019/Anti-Bribery%20&%20Anti-Corruption%20(ABAC)%20Global%20Standard.pdf)

5. Number of Directors/KMPs/employees/workers against whom disciplinary action was taken by any law enforcement agency for the charges of bribery/ corruption:

	FY 2023-24	FY 2022-23
Directors	Nil	Nil
KMPs	Nil	Nil
Employees	Nil	Nil
Workers	Nil	Nil

6. Details of complaints with regard to conflict of interest:

Particulars	FY 2023-24		FY 2022-23	
	Number	Remarks	Number	Remarks
Number of complaints received in relation to issues of Conflict of Interest of the Directors	Nil	Nil	Nil	Nil
Number of complaints received in relation to issues of Conflict of Interest of the KMPs	Nil	Nil	Nil	Nil

7. Provide details of any corrective action taken or underway on issues related to fines / penalties / action taken by regulators/ law enforcement agencies/ judicial institutions, on cases of corruption and conflicts of interest:

None

8. Number of days of accounts payables ((Accounts payable *365) / Cost of goods/services procured):

Particular	FY 2023-24	FY 2022-23
Number of days of accounts payables	77.0 days	123.3 days

9. Openness of business

Details of concentration of purchases and sales with trading houses, dealers, and related parties along-with loans and advances and investments, with related parties:

Parameters	Metrics	FY 2023-24	FY 2022-23
Concentration of Purchases	a. Purchases from trading houses as % of total purchases	0.2%	0.5%
	b. Number of trading houses where purchases are made from	5	7
	c. Purchases from top 10 trading houses as % of total purchases from trading houses	100%	100%
Concentration of Sales	a. Sales to dealers / distributors as % of total sales	94.7%	95.4%
	b. Number of dealers / distributors to whom sales are made	1,205	1,434
	c. Sales to top 10 dealers / distributors as % of total sales to dealers / distributors	39.6%	35.9%
Share of RPTs in	a. Purchases (Purchases with related parties / Total Purchases)	94.7%	96.2%
	b. Sales (Sales to related parties / Total Sales)	6.9%	6.1%
	c. Loans and advances (Loans and advances given to related parties / Total loans and advances)	NA	NA
	d. Investments (Investments in related parties / Total investments made)	NA	NA



PRINCIPLE 2

Businesses should provide goods and services in a manner that is sustainable and safe

1. **Percentage of R&D and capital expenditure (capex) investments in specific technologies to improve the environmental and social impacts of product and processes to total R&D and capex investments made by the entity, respectively.**

	FY 2023-24	FY 2022-23	Details of improvements in environmental and social impacts
R&D	Nil	Nil	Not Applicable
Capex	5.63%	11.5%	Energy conservation and reduction in carbon emission.

2. a. **Does the entity have procedures in place for sustainable sourcing? (Yes/No)**

Yes, the Company has procedures in place to implement responsible procurement practices and encourages sustainable sourcing enabling the reduction in environmental footprint. We expect all employees and contractors to follow our Global Standard for the Procurement of Goods and Services and all our suppliers and partners must meet our Global Standard on Expectations of Third Parties.

- b. **If yes, what percentage of inputs were sourced sustainably?**

The Company aims to achieve Zero Carbon Emission by 2025 and Carbon Negative by 2030. To achieve the target of carbon reduction, the Company has taken many initiatives including control on the air travel and converting Company car into electric vehicle going-forward.

Further, all our strategic and critical suppliers are evaluated against AstraZeneca's One procurement Third Party Risk Management (3PRM) process. The 3PRM process covers 12 risk areas including responsible sourcing (including sustainability and conflict minerals). As a practice, the concerned business owner should evaluate the new vendor/supplier/third-party against the 3PRM process before onboarding.

3. **Describe the processes in place to safely reclaim your products for reusing, recycling, and disposing at the end of life, for (a) Plastics (including packaging) (b) E-waste (c) Hazardous waste and (d) other waste.**

Product Type	Process adopted
(a) Plastics	Company has implemented re-usable eco-wrap (reusable pallet wrap) to reduce single use shrink wrap. Office plastic needs have been replaced with alternatives (plastic bottles replaced with glass bottles and no plastics used in pantry essentials).
(b) E-Waste	<ul style="list-style-type: none"> We ensure the maximum utilisation of all IT (Information Technology) equipment to its full productive capacity. To extend the useful life of IT equipment, the components of damaged devices are replaced / serviced. E-waste that has reached the end of its life is disposed through the Karnataka State Pollution Control Board (KSPCB) certified vendors.
(c) Hazardous waste	<ul style="list-style-type: none"> All product waste (near to expiry, breakage, and expiry) is collected back from the depots and disposed to KSPCB authorised recycler.
(d) Other waste	Nil

4. **Whether Extended Producer Responsibility (EPR) is applicable to the entity's activities (Yes / No). If yes, whether the waste collection plan is in line with the Extended Producer Responsibility (EPR) plan submitted to Pollution Control Boards? If not, provide steps taken to address the same.**

Yes, EPR is applicable to the organisation as we fall in the category of Brand owner and Importers. The Company has obtained registration under Brand owner and importer from Central Pollution Control Board (CPCB).

PRINCIPLE 3:**Businesses should respect and promote the well-being of all employees, including those in their value chains****1. a. Details of measures for the well-being of employees:**

Category	Total	% of employees covered by									
		Health Insurance		Accident Insurance		Maternity Benefits		Paternity Benefits		Day Care	
		Number	%	Number	%	Number	%	Number	%	Number	%
Permanent Employees											
Male	698	698	100	698	100	NA	NA	698	100	NA	NA
Female	180	180	100	180	100	180	100	NA	NA	180	100
Total	878	878	100	878	100	180	100	698	100	180	100
Other than permanent employees											
Male	NA	NA	NA	NA	NA	NA	NA	NA	NA	NA	NA
Female	NA	NA	NA	NA	NA	NA	NA	NA	NA	NA	NA
Total	NA	NA	NA	NA	NA	NA	NA	NA	NA	NA	NA

NA - Not Applicable as no other than permanent employee is employed by the Company

b. Details of measures for the well-being of workers:

Category	Total	% of workers covered by									
		Health Insurance		Accident Insurance		Maternity Benefits		Paternity Benefits		Day Care facilities	
		Number	%	Number	%	Number	%	Number	%	Number	%
Permanent Workers											
Male	55	55	100	55	100	NA	NA	55	100	NA	NA
Female	7	7	100	7	100	7	100	NA	NA	9	100
Total	62	62	100	62	100	7	100	55	100	9	100
Other than permanent workers											
Male	NA	NA	NA	NA	NA	NA	NA	NA	NA	NA	NA
Female	NA	NA	NA	NA	NA	NA	NA	NA	NA	NA	NA
Total	NA	NA	NA	NA	NA	NA	NA	NA	NA	NA	NA

c. Spending on measures towards well-being of employees and workers (including permanent and other than permanent):

Particulars	FY 2023-24	FY 2022-23
Cost incurred on well-being measures as a % of total revenue of the Company	0.88%	1.19%

2. Details of retirement benefits, for current and previous financial year.

Benefits	FY 2023-24			FY 2022-23		
	No. of employees covered as a percentage of total employees	No. of workers covered as a percentage of total workers	Deducted and deposited with the authority (Y/N/N.A.)	No. of employees covered as a percentage of total employees	No. of workers covered as a percentage of total workers	Deducted and deposited with the authority (Y/N/N.A.)
Provident Fund (PF)	100	100	Yes	100	100	Yes
Gratuity	100	100	Yes	100	100	Yes
Employee State Insurance (ESI)*	NA	NA	NA	NA	NA	NA
Others	NA	NA	NA	NA	NA	NA

*As all the permanent employees and workers are covered by health and accident insurance, Employee State Insurance is not applicable.



3. Accessibility of workplaces

Are the premises / offices of the entity accessible to differently abled employees and workers, as per the requirements of the Rights of Persons with Disabilities Act, 2016? If not, whether any steps are being taken by the entity in this regard.

The premises and offices of the Company, including the registered and corporate offices, have ramps to enable easy movement of differently abled employees. Most premises and offices are located either on the ground floor or have elevators for differently abled employees. Furthermore, the cafeteria and restroom amenities are constructed with features tailored to support the needs of differently abled employees.

4. Does the entity have an equal opportunity policy as per the Rights of Persons with Disabilities Act, 2016? If so, provide a web-link to the policy.

Yes, the Company highly values the diversity of skills and abilities that a global workforce brings to our business. We are committed to supporting diversity in our workforce and in our leadership and to develop the talent within our organisation. All decisions about recruitment, hiring, compensation, development and promotion must be made solely on the basis of a person's ability, experience, behaviour, work performance and demonstrated potential in relation to the needs of the job. The same has been further detailed in the Company's Code of Conduct document which can be accessed in the Company's website - <https://www.astrazeneca.in/policy.html>

5. Return to work and Retention rates of permanent employees and workers that took parental leave.

Gender	Permanent employees		Permanent workers	
	Return to work rate	Retention rate	Return to work rate	Retention rate
Male	100%	97.32%	100%	98.30%
Female	100%	99%	100%	99.15%
Total	100%	96%	100%	97.45%

6. Is there a mechanism available to receive and redress grievances for the following categories of employees and workers? If yes, give details of the mechanism in brief.

Particulars	Yes/No	Details of the mechanism
Permanent Workers	Yes	We have established an AZ Ethics portal available to all workers, to report concerns. Workers are also motivated to raise their concerns or grievances during the monthly and quarterly meetings.
Other than Permanent Workers	Not Applicable	Not Applicable
Permanent Employees	Yes	Similar to workers, an AZ Ethics portal is available to all employees, to report concerns or grievances. Further, the Company has established a formal Grievance Redressal Policy.
Other than Permanent Employees	Not Applicable	Not Applicable

7. Membership of employees and worker in association(s) or Unions recognised by the listed entity:

Category	FY 2023-24			FY 2022-23		
	Total employees / workers in respective category	No. of employees / workers in respective category, who are part of association(s) or Union	%	Total employees / workers in respective category	No. of employees / workers in respective category, who are part of association(s) or Union	%
Total Permanent Employees	878	0	0	883	0	0
Male	698	0	0	731	0	0
Female	180	0	0	152	0	0
Total Permanent Workers	62	62	100	64	64	100
Male	55	55	100	55	55	100
Female	7	7	100	9	9	100

8. Details of training given to employees and workers:

Category	FY 2023-24					FY 2022-23				
	Total	On Health and safety measures		On Skill upgradation		Total	On Health and safety measures		On Skill upgradation	
		Number	%	Number	%		Number	%	Number	%
Permanent Employees										
Male	698	698	100	698	100	731	731	100	731	100
Female	180	180	100	180	100	152	152	100	152	100
Total	878	878	100	878	100	883	883	100	883	100
Workers										
Male	55	55	100	55	100	55	55	100	55	100
Female	7	7	100	7	100	9	9	100	9	100
Total	62	62	100	62	100	64	64	100	64	100

9. Details of performance and career development reviews of employees and worker:

Category	FY 2023-24			FY 2022-23		
	Total	Number	%	Total	Number	%
Employees						
Male	698	698	100	731	731	100
Female	180	180	100	152	152	100
Total	878	878	100	883	883	100
Workers						
Male	55	55	100	55	55	100
Female	7	7	100	9	9	100
Total	62	62	100	64	64	100



10. Health and safety management system:

a. Whether an occupational health and safety management system has been implemented by the entity? (Yes/ No). If yes, the coverage of such a system?

Yes - SHE (Safety Health and Environment) Management system has been implemented as per Global SHE. It covers all the operations of the plant.

b. What are the processes used to identify work-related hazards and assess risks on a routine and non-routine basis by the entity?

There are processes adopted to identify and mitigate work-related hazards and assess the risks, including:

- Process and procedures related to SHE
- Occupational and Industrial hygiene risk assessments.

c. Whether you have processes for workers to report the work-related hazards and to remove themselves from such risks. (Y/N)

Yes, the Company has process for workers to report unsafe acts and conditions through a STOP card system and online reporting tool as per the AZ SHE System.

d. Do the employees/workers of the entity have access to non-occupational medical and healthcare services? (Yes/ No)

Yes, the Company has tie-ups with multiple hospitals chains for the employees/workers as part of employee insurance. Employees/workers can access those hospital chains and claim the amount as covered under insurance. Also, the employees/ workers at the manufacturing plant have access to in-house occupational health center (OHC) with factory medical officer and nursing staff.

11. Details of safety related incidents:

Safety Incident/Number	Category	FY 2023-24	FY 2022-23
Lost Time Injury Frequency Rate (LTIFR) (per one million-person hours worked)	Employees	0	0
	Workers	0	0
Total recordable work-related injuries	Employees	13	7
	Workers	0	0
No. of fatalities	Employees	0	0
	Workers	0	0
High consequence work-related injury or ill-health (excluding fatalities)	Employees	0	0
	Workers	0	0

*Including the contract workforce

12. Describe the measures taken by the Company to ensure a safe and healthy workplace.

The Company has adopted several initiatives for ensuring a safe and healthy workplace for its employees and workers.

- SHE policy, part of the Company's code of ethics and SHE Management system has been adopted by the Company
- The Company's plant has its own in-house occupational health center (OHC) with factory medical officer and nursing staff
- Road accidents have been identified as a major hazard for field employees. Below are the mitigation measures adopted:
 - Defensive driving training is imparted to the employees during induction
 - Crash helmet is being provided to 2-wheeler users
 - Safety riding jacket is being provided to 2-wheeler users
- Fire has been identified as a hazard for office-based employees. Below are the mitigation measures:
 - Fire safety equipment has been installed as per requirement
 - Biannual evacuation mock drills are conducted for the corporate office
 - Evacuation mock drills are conducted for factory as per the statutory requirements.

13. Number of Complaints on the following made by employees and workers:

Particulars	FY 2023-24			FY 2022-23		
	Filed during the year	Pending resolution at the end of year	Remarks	Filed during the year	Pending resolution at the end of year	Remarks
Working Conditions	Nil	Nil	-	Nil	Nil	-
Health and Safety	Nil	Nil	-	Nil	Nil	-

14. Assessments for the year:

Particulars	% of your plants and offices that were assessed (by entity or statutory authorities or third parties)
Health and safety practices	None
Working Conditions	Secretarial Audit covering the working conditions was undertaken at the manufacturing plant.

15. Provide details of any corrective action taken or underway to address safety-related incidents (if any) and on significant risks / concerns arising from assessments of health and safety practices and working conditions:

Process confirmation of critical safety protocols by Senior Leadership Team.

PRINCIPLE 4:**Businesses should respect the interests of and be responsive to all its stakeholders****1. Describe the processes for identifying key stakeholder groups of the entity.**

Stakeholder mapping / identification is done based on the analysis of the stakeholder groups that could have potential impact on our business operations as well as the impact which the Company might have on them. The Company actively engage with key stakeholders to understand their key expectations and develop strategies to address them.

2. List stakeholder groups identified as key for your entity and the frequency of engagement with each stakeholder group.

Stakeholder Group	Whether identified as Vulnerable and Marginalised Group (Yes/No)	Channels of communication (Email, SMS, Newspaper, Pamphlets, Advertisement, Community Meetings, Notice Board, Website), Other	Frequency of engagement (Annually/ Half yearly/ Quarterly / others)	Purpose and scope of engagement including key topics and concerns raised during such engagement
Healthcare Professionals (HCP's)	No	Regular business interactions through Conferences, Surveys, Face to Face meetings and Virtual interactions.	Regular / As per practice	- Information in and around the product and therapy area - Frequent engagement and understanding HCP's and patient's need - Responding to queries
Regulators	No	- In-person / Virtual Meetings - E-Mail communications - Community meetings (Industry organisation meetings)	Need Based	- Regulatory Compliances - Regulatory follow-ups - Regulatory guidance - Responding to queries
Investors / Shareholders	No	- Annual reports and Annual General Meeting - Quarterly reports filed through stock exchanges - Material Announcements through stock exchange	- Annually - Quarterly - Event-based	- Performance and Financial results - Corporate Governance - Transparency in Disclosures



Stakeholder Group	Whether identified as Vulnerable and Marginalised Group (Yes/No)	Channels of communication (Email, SMS, Newspaper, Pamphlets, Advertisement, Community Meetings, Notice Board, Website), Other	Frequency of engagement (Annually/ Half yearly/ Quarterly / others)	Purpose and scope of engagement including key topics and concerns raised during such engagement
Employees	No	<ul style="list-style-type: none"> - Townhall Meetings - Performance Appraisals reviews - Emails and Meetings - Training Programs - Employee Engagement Programs 	Regular / As per practice	<ul style="list-style-type: none"> - Training, Professional Growth and Development - Well-being initiatives - Employee Recognitions - Updates and Communications on policies, processes and systems.
Suppliers	No	<ul style="list-style-type: none"> - Emails and Meetings - Supplier Assessment and Reviews - Regular Business Interactions 	Regular / As per practice	<ul style="list-style-type: none"> - Supplier Assessments - Promoting Shared Growth - Payments and Collaborations
Community	Yes	<ul style="list-style-type: none"> - In-person meetings - Engagement through NGO partners 	Regular / As per practice	<ul style="list-style-type: none"> - Increasing awareness and understanding of non-communicable disease - CSR Activities
Industry Associations	No	<ul style="list-style-type: none"> - Email - In-person - Virtual meetings 	Need-basis	<ul style="list-style-type: none"> - Policy Shaping

PRINCIPLE 5:

Businesses should respect and promote human rights

1. Employees and workers who have been provided training on human rights issues and policy(ies) of the entity:

Category	FY 2023-24			FY 2022-23		
	Total	Number	%	Total	Number	%
Employees						
Permanent	878	878	100	883	883	100
Other than permanent	0	0	0	0	0	0
Total	878	878	100	883	883	100
Workers						
Permanent	62	62	100	64	64	100
Other than permanent	0	0	0	0	0	0
Total	62	62	100	64	64	100

2. Details of minimum wages paid to employees and workers:

Category	FY 2023-24					FY 2022-23				
	Total	Equal to Minimum Wage		More than Minimum Wage		Total	Equal to Minimum Wage		More than Minimum Wage	
		Number	%	Number	%		Number	%	Number	%
Permanent Employees										
Male	698	0	0	698	100	731	0	0	731	100
Female	180	0	0	180	100	152	0	0	152	100
Other than Permanent Employees										
Male	NA	NA	NA	NA	NA	NA	NA	NA	NA	NA
Female	NA	NA	NA	NA	NA	NA	NA	NA	NA	NA
Permanent Workers										
Male	55	0	0	55	100	55	0	0	55	100
Female	7	0	0	7	100	9	0	0	9	100
Other than Permanent Workers										
Male	NA	NA	NA	NA	NA	NA	NA	NA	NA	NA
Female	NA	NA	NA	NA	NA	NA	NA	NA	NA	NA

*Not Applicable as no other than permanent employees and workers are employed by the Company

3. Details of remuneration/salary/wages:**a. Median remuneration / wages:**

Category	Male		Female	
	Number	Median remuneration/ salary/ wages of respective category	Number	Median remuneration/ salary/ wages of respective category
Board of Directors (BoD)	2	33,216,697	1	4,601,811
Key Managerial Personnel (KMP)	2	33,216,697	2	6,295,121
Employees other than BoD and KMP	696	1,405,460	177	1,294,187
Workers	55	1,251,294	7	1,303,262

*Mr. Rajesh Marwaha retired as a CFO and Director w.e.f. September 30, 2023.

**Ms. Bhavana Agrawal was appointed as the CFO of the Company w.e.f. October 1, 2023, and as Executive Director w.e.f. February 8, 2024

b. Gross wages paid to females as % of total wages paid by the entity:

Particulars	FY 2023-24	FY 2022-23
Gross wage paid to females as % of total wages	18.11	13.70

4. Do you have a focal point (Individual/ Committee) responsible for addressing human rights impacts or issues caused or contributed to by the business? (Yes/No)

Yes, the Head of Human Resource is responsible for addressing human rights impacts. The Company supports the principles set out in the UN Declaration of Human Rights, and the Company's policies details the high standards of employment practice. These includes respecting diversity and as a minimum, complying with national legal requirements regarding wages and working hours. We also support the International Labour Organization's standards ratified by India.

5. Describe the internal mechanisms in place to redress grievances related to human rights issues.

Website (AZethics.com), email id (GlobalCompliance@astrazeneca.com) and AZethics line (000-800-100-1071 or 000-800-001-6112) form a part of mechanism in place for grievance redressal on human rights issues. The Company's code of conduct includes details on HOW TO ASK A QUESTION OR RAISE A CONCERN. Grievances can also be shared anonymously, and efforts are taken to ensure that the information is kept confidential and communicated on a need-to-know basis.

The AZethics line and AZethics.com are managed by a third party on AstraZeneca's behalf. When someone ask a question or raise concern, their wish to disclose contact information is checked.



6. Number of Complaints on the following made by employees and workers:

Category	FY 2023-24			FY 2022-23		
	Filed during the year	Pending resolution at the end of the year	Remarks	Filed during the year	Pending Resolution at the end of the year	Remarks
Sexual Harassment	3	1	None	Nil	Nil	None
Discrimination at workplace	Nil	Nil	None	Nil	Nil	None
Child Labour	Nil	Nil	None	Nil	Nil	None
Forced/Involuntary Labour	Nil	Nil	None	Nil	Nil	None
Wages	Nil	Nil	None	Nil	Nil	None
Other Human rights related	Nil	Nil	None	Nil	Nil	None

7. Complaints filed under Sexual Harassment of Women at Workplace (Prevention, Prohibition and Redressal) Act, 2013 (POSH):

Particulars	FY 2023-24	FY 2022-23
Total complaints reported under POSH	3	0
Complaints on POSH as a % of female employees/workers	1.60%	0
Complaints on POSH upheld	2	0

8. Mechanisms to prevent adverse consequences to the complainant in discrimination and harassment cases.

The Company has established a formal “Bullying and Harassment Policy” to prevent adverse consequences to the complainant in discrimination and harassment cases. The policy is made available to all permanent employees and workers for their reference. Further, the policy sets out the guidelines for managers and employees on how to handle situations in which employees are being exposed to bullying or harassing actions.

9. Do human rights requirements form part of your business agreements and contracts? (Yes/No)

Yes, abiding by Human rights requirements is part of the contract document with all the contractors. The Company’s policy on “Engaging Third Parties” has reference to the same.

10. Assessments for the year:

Category	% of plants and offices that were assessed (by entity or statutory authorities or third parties)
Child labour	100
Forced/involuntary labour	100
Sexual harassment	100
Discrimination at workplace	100
Wages	100

11. Details of any corrective actions taken or underway to address significant risks / concerns arising from the assessments at Question 10 above.

Not applicable, since no such incidents were reported.

PRINCIPLE 6:**Businesses should respect and make efforts to protect and restore the environment****Essential Indicators****1. Details of total energy consumption (in Giga Joules or multiples) and energy intensity:**

Parameter	FY 2023-24	FY 2022-23
From renewable sources		
Total electricity consumption (A)	16669 GJ	17466 GJ
Total fuel consumption (B)	0	0
Energy consumption through other sources (C)	0	0
Total energy consumed from renewable sources (A+B+C)	16669 GJ	17466 GJ
From non-renewable sources		
Total electricity consumption (D)	1446.48 GJ	1751.67 GJ
Total fuel consumption (E)	5191 GJ	9161 GJ
Energy consumption through other sources (F)	0	0
Total energy consumed from non-renewable sources (D+E+F)	6637.48 GJ	10912.67 GJ
Total energy consumed (A+B+C+D+E+F)	23306.48 GJ	28378.67 GJ
Energy intensity per rupee of turnover (Total energy consumed / Revenue from operations) (GJ/₹ million)	1.80	2.79
Energy intensity per rupee of turnover adjusted for Purchasing Power Parity (PPP) (Total energy consumed / Revenue from operations adjusted for PPP) (GJ/₹ million adjusted for PPP)	0.08	0.12
Energy intensity in terms of physical output	-	-

Note: Indicate if any independent assessment/ evaluation/assurance has been carried out by an external agency? (Y/N) If yes, name of the external agency - No

2. Does the entity have any sites / facilities identified as designated consumers (DCs) under the Performance, Achieve and Trade (PAT) Scheme of the Government of India? (Y/N) If yes, disclose whether targets set under the PAT scheme have been achieved. In case targets have not been achieved, provide the remedial action taken, if any.

No, none of the sites / facilities were identified as designated consumers.

3. Details of the following disclosures related to water:

Parameter	FY 2023-24	FY 2022-23
Water withdrawal by source (in kiloliters)		
(i) Surface water	0	0
(ii) Groundwater	24548	26927
(iii) Third party water	0	0
(iv) Seawater / desalinated water	0	0
(v) Others	0	0
Total volume of water withdrawal (in kiloliters) (i + ii + iii + iv + v)	24548	26927
Total volume of water consumption (in kiloliters)	22239	24606
Water intensity per rupee of turnover (Total water consumption / Revenue from operations) (in kiloliters/₹ million)	1.72	2.39
Water intensity per rupee of turnover adjusted for Purchasing Power Parity (PPP) (Total water consumption / Revenue from operations adjusted for PPP) (in kiloliters/₹ million adjusted for PPP)	0.08	0.11
Water intensity in terms of physical output	-	-

Note: Indicate if any independent assessment/ evaluation/assurance has been carried out by an external agency? (Y/N) If yes, name of the external agency - No



4. Details related to water discharged:

Parameter	FY 2023-24	FY 2022-23
Water discharge by destination and level of treatment (in kilolitres)		
(i) Surface water	Nil	Nil
- No treatment	0	0
- With treatment	0	0
(ii) Groundwater	Nil	Nil
- No treatment	0	0
- With treatment	0	0
(iii) Seawater / desalinated water	Nil	Nil
- No treatment	0	0
- With treatment	0	0
(iv) Sent to third parties	Nil	Nil
- No treatment	0	0
- With treatment	0	0
(v) Others	7261	8848
- No treatment	0	0
- With treatment - used for landscaping	100%	100%
Total water discharged (in kiloliters)	7261	8848

5. Has the entity implemented a mechanism for Zero Liquid Discharge? If yes, provide details of its coverage and implementation.

Yes, generated effluent is 100% treated in-house Combined Effluent Treatment Plant and used within the manufacturing plant for landscaping.

6. Details of air emissions (other than GHG emissions) by the entity:

Parameter	Unit	FY 2023-24	FY 2022-23
NOx (Nitrogen oxides)	mg/Nm ³	15.65	14.37*
SOx (Sulphur oxides)	mg/Nm ³	8	8*
Particulate matter (PM)	mg/Nm ³	44.6	44.58*
Persistent organic pollutants (POP)	mg/Nm ³	NA	NA
Volatile organic compounds (VOC)	mg/Nm ³	NA	NA
Hazardous air pollutants (HAP)	mg/Nm ³	NA	NA
Others – Carbon Monoxide	mg/Nm ³	Nil	Nil

*these are the average values of monthly monitoring at manufacturing plant.

Note: Indicate if any independent assessment/ evaluation/assurance has been carried out by an external agency? (Y/N) If yes, name of the external agency.

No independent assessment has been carried out. However, monthly ambient air quality monitoring is conducted at the manufacturing plant by M/s Tejus Enterprises, a KSPCB approved third party monitoring agency.

7. Details of greenhouse gas emissions (Scope 1 and Scope 2 emissions) and its intensity:

Parameter	Unit	FY 2023-24	FY 2022-23
Total Scope 1 emissions (Break-up of the GHG into CO ₂ , CH ₄ , N ₂ O, HFCs, PFCs, SF ₆ , NF ₃ , if available)	Metric tonnes of CO ₂ equivalent	452	618
Total Scope 2 emissions (Break-up of the GHG into CO ₂ , CH ₄ , N ₂ O, HFCs, PFCs, SF ₆ , NF ₃ , if available)	Metric tonnes of CO ₂ equivalent	0	0
Total Scope 1 and Scope 2 emissions intensity per rupee of turnover (Total Scope 1 and Scope 2 GHG emissions / Revenue from operations)	Metric tonnes of CO ₂ eq./₹ turnover in Million rupee	0.03	0.06
Total Scope 1 and Scope 2 emission intensity per rupee of turnover adjusted for Purchasing Power Parity (PPP) (Total Scope 1 and Scope 2 GHG emissions / Revenue from operations adjusted for PPP)	Metric tonnes of CO ₂ eq./₹ turnover in Million rupee adjusted for PPP	0.002	0.002
Total Scope 1 and Scope 2 emission intensity in terms of physical output		452	618

Note: Indicate if any independent assessment/ evaluation/assurance has been carried out by an external agency? (Y/N) If yes, name of the external agency - No

8. Does the entity have any project related to reducing Green House Gas emission? If yes, then provide details.

Yes, the entity has developed Roadmap and Glidepath for Energy and Carbon reduction for the manufacturing plant.

9. Details related to waste management by the entity:

Parameter	FY 2023-24	FY 2022-23
Total Waste generated (in metric tonnes)		
Plastic waste (A)	0.10	0.20
E-waste (B)	0.47	0.90
Bio-medical waste (C)	0.02	0.01
Construction and demolition waste (D)	NIL	Nil
Battery waste (E)	0.86	6.50
Radioactive waste (F)	Nil	Nil
Other Hazardous waste. Please specify, if any. (G)	12.23	15.14
Other Non-hazardous waste generated (H). Please specify, if any. (Break-up by composition i.e., by materials relevant to the sector)	6.17	Nil
Total (A+B + C + D + E + F + G + H)	19.85	22.75
Waste intensity per rupee of turnover (Total waste generated/revenue from operations) (in metric tonne/₹ million)	0.002	0.002
Waste intensity per rupee of turnover adjusted for Purchasing Power Parity (PPP) (Total waste generated/revenue from operations adjusted for PPP) (in metric tonne/₹ million adjusted for PPP)	0.00	0.00
Waste intensity in terms of physical output	-	-



For each category of waste generated, total waste recovered through recycling, re-using or other recovery operations (in metric tonnes)

Category of waste	Recycled in FY 2023-24	Re-used in FY 2023-24	Other recovery operations in FY 2023-24	Recycled in FY 2022-23	Re-used in FY 2022-23	Other recovery operations in FY 2022-23
Plastic waste (A)	0.10	NA	NA	0.20	NA	NA
E-waste (B)	0.47	NA	NA	0.9	NA	NA
Bio-medical waste (C)	0.02	NA	NA	0.01	NA	NA
Construction and demolition waste (D)	NA	NA	NA	NA	NA	NA
Battery waste (E)	0.86	NA	NA	6.50	NA	NA
Radioactive waste (F)	NA	NA	NA	NA	NA	NA
Other Hazardous waste. Please specify if any (G)	12.23	NA	NA	NA	NA	NA
Other Non-hazardous waste generated (H). Please specify, if any.	6.17	NA	NA	6.00	NA	NA
Total Waste Recovered (A+B + C + D + E + F + G + H)	19.85	NA	NA	13.61	NA	NA

For each category of waste generated, total waste disposed by nature of disposal method (in metric tonnes)

Category of waste	Waste incinerated in FY 2023-24	Waste in landfill in FY 2023-24	Other disposal in FY 2023-24	Waste Incinerated in FY 2022-23	Waste in landfill in FY 2022-23	Other disposal in FY 2022-23
Plastic waste (A)	NA	NA	0.10	NA	NA	NA
E-waste (B)	NA	NA	0.47	NA	NA	NA
Bio-medical waste (C)	NA	NA	0.02	NA	NA	NA
Construction and demolition waste (D)	NA	NA	NA	NA	NA	NA
Battery waste (E)	NA	NA	0.86	NA	NA	NA
Radioactive waste (F)	NA	NA	NA	NA	NA	NA
Other Hazardous waste. Please specify if any (G)	NA	NA	12.23	13.30	NA	NA
Other Non-hazardous waste generated (H). Please specify, if any.	NA	NA	6.17	NA	NA	NA
Total Waste Recovered (A+B + C + D + E + F + G + H)	NA	NA	19.85	13.30	NA	NA

Note: Indicate if any independent assessment/ evaluation/assurance has been carried out by an external agency? (Y/N) If yes, name of the external agency: No such assessment was carried out.

10. Briefly describe the waste management practices adopted in your establishments. Describe the strategy adopted by your company to reduce usage of hazardous and toxic chemicals in your products and processes and the practices adopted to manage such wastes.

- Non-hazardous waste is disposed to Bruhat Bengaluru Mahanagara Palika (BBMP) authorised vendor
- Hazardous waste is disposed to KSPCB authorised recycler
- Food waste is composted in-house and manure is used for gardening
- The Company envisages to reduce its waste reduction through its waste reduction programs.

11. If the entity has operations/offices in/around ecologically sensitive areas (such as national parks, wildlife sanctuaries, biosphere reserves, wetlands, biodiversity hotspots, forests, coastal regulation zones etc.) where environmental approvals / clearances are required:

None of the Company's plant/ offices are located in ecologically sensitive areas.

12. Details of Environmental Impact Assessments (EIA) of projects undertaken by the entity based on applicable laws, in the current financial year i.e. 2023-24:

No EIA study has been undertaken in the current financial year.

13. Is the entity compliant with the applicable environmental law/ regulations/ guidelines in India, such as the Water (Prevention and Control of Pollution) Act, Air (Prevention and Control of Pollution) Act, Environment protection act and rules thereunder (Y/N). If not, provide details of all such non-compliances:

Yes, the organisation is abiding by all the applicable laws. The organisation is complying with conditions obtained from Karnataka State Pollution Control Board, Hazardous waste authorisation, Biomedical waste authorisation consents.

Leadership Indicators

1. Water withdrawal, consumption, and discharge in areas of water stress (in kiloliters):

For each facility / plant located in areas of water stress, provide the following information:

- (i) Name of the area: Yelahanka, Bengaluru North - 560063
- (ii) Nature of operations: Pharmaceutical Manufacturing
- (iii) Details of water withdrawal, consumption, and discharge:

Parameter	FY 2023-24	FY 2022-23
Water withdrawal by source (in kiloliters)		
(i) Surface water	Nil	Nil
(ii) Groundwater	24548	26927
(iii) Third party water	Nil	Nil
(iv) Seawater / desalinated water	Nil	Nil
(v) Others	Nil	Nil
Total volume of water withdrawal (in kiloliters)	24548	26927
Total volume of water consumption (in kiloliters)	22239	24606
Water intensity per rupee of turnover (Water consumed / turnover in Million rupee)	1.72	2.39
Water intensity (optional)	-	-
Water discharge by destination and level of treatment (in kiloliters)		
(i) Into Surface water	Nil	Nil
- No treatment	0	0
- With treatment	0	0
(ii) Into Groundwater	Nil	Nil
- No treatment	0	0
- With treatment	0	0
(iii) Into Seawater	Nil	Nil
- No treatment	0	0



Parameter	FY 2023-24	FY 2022-23
- With treatment	0	0
(iv) Sent to third parties	Nil	Nil
- No treatment	0	0
- With treatment	0	0
(v) Others	7261	8848
- No treatment	0	0
- With treatment - used for landscaping	100%	100%
Total water discharged (in kiloliters)	7261	8848

Note: Indicate if any independent assessment/ evaluation/assurance has been carried out by an external agency? (Y/N) If yes, name of the external agency - No such assessment was carried out.

2. **With respect to the ecologically sensitive areas reported at Question 11 of Essential Indicators above, provide details of significant direct and indirect impact of the entity on biodiversity in such areas along-with prevention and remediation activities.**

As mentioned above, none of the project sites or offices are situated in ecologically sensitive areas.

3. **If the entity has undertaken any specific initiatives or used innovative technology or solutions to improve resource efficiency, or reduce impact due to emissions / effluent discharge / waste generated, please provide details of the same as well as outcome of such initiatives:**

Sr. No	Initiative undertaken	Details of the initiative (Web-link, if any, may be provided along-with summary)	Outcome of the initiative
1.	Electrolytic Cooling Tower Water Treatment System	Chemical free water treatment system for the cooling towers works on the principle of electrolysis of water.	Scale is removed from circulation water and deposited in the electrolytic reactor. The same helps in the below: - Automated Self-Cleaning Mechanism - Automated blow down from the system
2.	Electronically Commutated (EC) fan	Replacement of conventional belt driven AHU with brushless direct current motor EC fans	Energy saving

4. **Does the entity have a business continuity and disaster management plan?**

Yes, the Company has a business continuity and disaster management plan. Business Continuity (BC) is a structured process that enables us to restore our Critical Processes to pre-determined levels in a controlled manner following a period of disruption. We follow AstraZeneca global BC Process which consists of 6 following Steps:

1. Understand your Business Area
2. Conduct a Business Impact Analysis (BIA)
3. Develop and Roll-Out your Business Continuity Plan (BCP)
4. Exercise/activate your BCP
5. Network, Collaborate and Share
6. Review, Revise and Report

Bengaluru site has identified the BCP team and defined their roles and responsibilities. We review our site-specific BCP annually and update the changes to the critical process.

5. **Disclose any significant adverse impact to the environment, arising from the value chain of the entity. What mitigation or adaptation measures have been taken by the entity in this regard?**

Not Applicable

PRINCIPLE 7:**Businesses, when engaging in influencing public and regulatory policy, should do so in a manner that is responsible and transparent****1. a. Number of affiliations with trade and industry chambers/ associations.**

The Company has affiliation with three (3) trade and industry chambers/associations.

b. List the top 10 trade and industry chambers/ associations (determined based on the total members of such body) the entity is a member of/ affiliated to:

Sl. No.	Name of the trade and industry chambers/ associations	Reach of trade and industry chambers/ associations (State/ National)
1.	Organisation of Pharmaceutical Producers of India	National
2.	Indian Society of Clinical Research	National
3.	Karnataka Drug Manufacturing Association	State

2. Provide details of corrective action taken or underway on any issues related to anti-competitive conduct by the entity, based on adverse orders from regulatory authorities.

There are no adverse orders passed against the Company in relation to anti-competitive conduct.

PRINCIPLE 8:**Businesses should promote inclusive growth and equitable development****1. Details of Social Impact Assessments (SIA) of projects undertaken by the entity based on applicable laws, in the current financial year.**

In the current financial year, the Company did not undertake any Social Impact Assessment.

2. Provide information on project(s) for which ongoing Rehabilitation and Resettlement (R&R) is being undertaken by your entity:

In the reporting year, the Company did not undertake any Rehabilitation and Resettlement (R&R) for any project(s).

3. Describe the mechanisms to receive and redress grievances of the community.

Website (AZethics.com), email id (GlobalCompliance@astrazeneca.com) and AZethics line (000-800-100-1071 or 000-800-001-6112) form a part of mechanism in place for grievance redressal on human rights issues. The Company's code of conduct include details on HOW TO ASK A QUESTION OR RAISE A CONCERN. Grievances can also be shared anonymously and efforts are taken to ensure that the information is kept confidential and communicated on a need-to-know basis.

The AZethics line and AZethics.com are managed by a third party on AstraZeneca's behalf. When someone ask a question or raise concern, their wish to disclose contact information is checked.

4. Percentage of input material (inputs to total inputs by value) sourced from suppliers:

	FY 2023-24 (%)	FY 2022-23 (%)
Directly sourced from MSMEs/ small producers	1.4	0.9
Sourced directly from within India	5.6	9.3

5. Job creation in smaller towns – Disclose wages paid to persons employed (including employees or workers employed on a permanent or non-permanent/ or contract basis) in following locations, as % of total wage cost:

Location	FY 2023-24 (%)	FY 2022-23 (%)
Rural	0	0
Semi-urban	1	1
Urban	3	4
Metropolitan	96	95



PRINCIPLE 9:

Businesses should engage with and provide value to their consumers in a responsible manner

1. Describe the mechanisms in place to receive and respond to consumer complaints and feedback.

The Company has a dedicated email id and online tool/questionnaire available on the website of the Company to register any complaint relating to product quality. These complaints are automatically processed in the tool where the relevant quality team are assigned to work upon the complaint resolution. The investigation report is then shared with the complaint owner.

2. Turnover of products and/ services as a percentage of turnover from all products/service that carry information about:

Category	As a percentage to total turnover
Environmental and social parameters relevant to the product	-
Safe and responsible usage	100%
Recycling and/or safe disposal	-

3. Number of consumer complaints in respect of the following:

Category	FY 2023-24		Remarks	FY 2022-23		Remarks
	Received during the year	Pending resolution at the end of the year		Received during the year	Pending resolution at the end of the year	
Data privacy	1	0	Nil	0	0	NA
Advertising	0	0	NA	0	0	NA
Cyber-security	0	0	NA	0	0	NA
Delivery of essential services	0	0	NA	0	0	NA
Restrictive Trade Practices	0	0	NA	0	0	NA
Unfair Trade Practices	0	0	NA	0	0	NA
Other	0	0	NA	0	0	NA

4. Details of instances of product recalls on account of safety issues:

Category	Number	Reasons for recall
Voluntary recalls	Nil	Not Applicable
Forced recalls	Nil	Not Applicable

5. Does the entity have a framework/ policy on cyber security and risks related to data privacy? (Yes/No) If available, provide a web-link of the policy.

Yes, the Company has a policy on Cyber security - <https://azusgb01--cms.visualforce.com/apex/Main?sname=Intranet&name=Cyber-Security&r=true#/>

6. Details of any corrective actions taken or underway on issues relating to advertising, and delivery of essential services; cyber security and data privacy of customers; re-occurrence of instances of product recalls; penalty / action taken by regulatory authorities on safety of products / services.

There has been no instance of any corrective actions taken or underway on re-occurrence of instances of product recalls; penalty / action taken by regulatory authorities on safety of products / services in recent past from Regulatory.

7. Provide the following information relating to data breaches:

- Number of instances of data breaches: 4
- Percentage of data breaches involving personally identifiable information of customers: 100%
- Impact, if any, of the data breaches: No

Independent auditor's report

To the Members of AstraZeneca Pharma India Limited

Report on the Audit of the financial statements

Opinion

1. We have audited the accompanying financial statements of AstraZeneca Pharma India Limited ("the Company"), which comprise the Balance Sheet as at March 31, 2024, and the Statement of Profit and Loss (including Other Comprehensive Income), the Statement of changes in equity and the Statement of cash flows for the year then ended, and notes to the financial statements, including material accounting policy information and other explanatory information.
2. In our opinion and to the best of our information and according to the explanations given to us, the aforesaid financial statements give the information required by the Companies Act, 2013 ("the Act") in the manner so required and give a true and fair view in conformity with the accounting principles generally accepted in India, of the state of affairs of the Company as at March 31, 2024, and total comprehensive income (comprising of profit and other comprehensive income), changes in equity and its cash flows for the year then ended.

Basis for Opinion

3. We conducted our audit in accordance with the Standards on Auditing (SAs) specified under Section 143(10) of the Act. Our responsibilities under those Standards are further described in the "Auditor's responsibilities for the audit of the financial statements" section of our report. We are independent of the Company in accordance with the Code of Ethics issued by the Institute of Chartered Accountants of India together with the ethical requirements that are relevant to our audit of the financial statements under the provisions of the Act and the Rules thereunder, and we have fulfilled our other ethical responsibilities in accordance with these requirements and the Code of Ethics. We believe that the audit evidence we have obtained is sufficient and appropriate to provide a basis for our opinion.

Key audit matters

4. Key audit matters are those matters that, in our professional judgement, were of most significance in our audit of the financial statements of the current period. These matters were addressed in the context of our audit of the financial statements as a whole and in forming our opinion thereon, and we do not provide a separate opinion on these matters.

Key audit matter	How our audit addressed the key audit matter
<p>Appropriateness of provisions recognised and contingent liabilities disclosed in respect of certain direct, indirect tax and regulatory matters</p> <p>(Refer to the Note 19 – "Provisions", Note 20 – "Current tax liabilities (net)" and Note 32(b) – "Contingent liabilities" to the financial statements)</p> <p>There are certain direct, indirect tax and regulatory matters pending against the Company.</p> <p>Direct tax cases include demands in respect of transfer pricing adjustments on transactions with overseas group companies, disallowance of certain expenses incurred, taxability of subvention receipt and certain expense reimbursements and certain other disallowances.</p>	<p>Our procedures included the following:</p> <ul style="list-style-type: none"> • Understood, evaluated and tested the design and operating effectiveness of controls in respect of identifying tax and regulatory exposures, its accounting and disclosures thereof. • Obtained a listing of the litigation matters and, read the correspondence with tax and regulatory authorities and where relevant, the advice received by the management from its external consultants. • Evaluated the independence, objectivity and competence of the management experts involved.



Key audit matter	How our audit addressed the key audit matter
<p>Indirect tax cases include:</p> <ul style="list-style-type: none"> service tax demands raised on expenses incurred in foreign currency, reimbursements from overseas group companies, recovery of notice period pay from former employees and ineligible input tax credit claimed on certain expenses, and, goods and services tax demand pertaining to certain category of medicines supplied by the Company. <p>Regulatory matters pertains to demand from National Pharmaceutical Pricing Authority (NPPA) in respect of alleged overcharging of a patented drug.</p> <p>As at March 31, 2024, the Company has tax demands pertaining to the above direct and indirect tax aggregating to ₹ 1,403.4 million (including interest and penalties, where applicable) of which ₹ 40.7 million has been provided for and ₹ 1,362.7 million along with regulatory demand of ₹ 1,573.9 million has been disclosed as contingent liabilities, which are significant to the financial statements.</p> <p>The Company has filed appeals against these demands with various appellate forums and The Honourable High Court of Delhi which are currently pending for adjudication.</p> <p>Management judgement is involved in evaluation of the likelihood of ultimate outcome of the tax and regulatory disputes and the probable amount of the provision to be recognised and contingent liabilities to be disclosed and is hence determined to be a key audit matter.</p>	<ul style="list-style-type: none"> Along with auditors' tax and regulatory experts: <ul style="list-style-type: none"> Gained an understanding of the current status of litigations through our inquiries with management and determined impact, if any, based on recent rulings and latest developments in respective laws. Evaluated management's assessment on the probability of outcome and the magnitude of potential outflow of economic resources in respect of: <ul style="list-style-type: none"> provisions for uncertain tax exposures based on case history and other available evidence to challenge the valuation and adequacy of the provisions recognised by the Management, and regulatory matter. Examined the evaluation obtained from the Company's internal legal counsel to confirm our understanding of outstanding cases. Evaluated the adequacy of disclosures made in the financial statements. <p>Based on the above procedures, we found the judgements made by the Management in recognising provisions and in determining and disclosing contingent liabilities in respect of the aforesaid tax and regulatory matters, to be reasonable.</p>

Other Information

5. The Company's Board of Directors is responsible for the other information. The other information comprises the information included in the Annual Report, but does not include the financial statements and our auditor's report thereon.

Our opinion on the financial statements does not cover the other information and we do not express any form of assurance conclusion thereon.

In connection with our audit of the financial statements, our responsibility is to read the other information and, in doing so, consider whether the other information is materially inconsistent with the financial statements or our knowledge obtained in the audit or otherwise appears to be materially misstated. If, based on the work we have performed, we conclude that there is a material misstatement of this other information, we are required to report that fact.

We have nothing to report in this regard.

Responsibilities of management and those charged with governance for the financial statements

6. The Company's Board of Directors is responsible for the matters stated in Section 134(5) of the Act with respect to the preparation of these financial statements that give a true and fair view of the financial position, financial performance, changes in equity and cash flows of the Company in accordance with the accounting principles generally accepted in India, including the Accounting Standards specified under Section 133 of the Act. This responsibility also includes maintenance of adequate accounting records in accordance with the provisions of the Act for safeguarding of the assets of the Company and for preventing and detecting frauds and other irregularities; selection and application of appropriate accounting policies; making judgments and estimates that are reasonable and prudent; and design, implementation and maintenance of adequate internal financial controls, that were operating effectively for ensuring the

accuracy and completeness of the accounting records, relevant to the preparation and presentation of the financial statements that give a true and fair view and are free from material misstatement, whether due to fraud or error.

7. In preparing the financial statements, management is responsible for assessing the Company's ability to continue as a going concern, disclosing, as applicable, matters related to going concern and using the going concern basis of accounting unless management either intends to liquidate the Company or to cease operations, or has no realistic alternative but to do so. Those Board of Directors are also responsible for overseeing the Company's financial reporting process.

Auditor's responsibilities for the audit of the financial statements

8. Our objectives are to obtain reasonable assurance about whether the financial statements as a whole are free from material misstatement, whether due to fraud or error, and to issue an auditor's report that includes our opinion. Reasonable assurance is a high level of assurance but is not a guarantee that an audit conducted in accordance with SAs will always detect a material misstatement when it exists. Misstatements can arise from fraud or error and are considered material if, individually or in the aggregate, they could reasonably be expected to influence the economic decisions of users taken on the basis of these financial statements.
9. As part of an audit in accordance with SAs, we exercise professional judgement and maintain professional scepticism throughout the audit. We also:
 - a. Identify and assess the risks of material misstatement of the financial statements, whether due to fraud or error, design and perform audit procedures responsive to those risks, and obtain audit evidence that is sufficient and appropriate to provide a basis for our opinion. The risk of not detecting a material misstatement resulting from fraud is higher than for one resulting from error, as fraud may involve collusion, forgery, intentional omissions, misrepresentations, or the override of internal control.
 - b. Obtain an understanding of internal control relevant to the audit in order to design audit procedures that are appropriate in the circumstances. Under Section 143(3)(i) of the Act, we are also responsible for expressing our opinion on whether the Company has adequate internal financial controls with reference to financial statements in place and the operating effectiveness of such controls.
 - c. Evaluate the appropriateness of accounting policies used and the reasonableness of accounting estimates and related disclosures made by management.
 - d. Conclude on the appropriateness of management's use of the going concern basis of accounting and, based on the audit evidence obtained, whether a material uncertainty exists related to events or conditions that may cast significant doubt on the Company's ability to continue as a going concern. If we conclude that a material uncertainty exists, we are required to draw attention in our auditor's report to the related disclosures in the financial statements or, if such disclosures are inadequate, to modify our opinion. Our conclusions are based on the audit evidence obtained up to the date of our auditor's report. However, future events or conditions may cause the Company to cease to continue as a going concern.
 - e. Evaluate the overall presentation, structure and content of the financial statements, including the disclosures, and whether the financial statements represent the underlying transactions and events in a manner that achieves fair presentation.
10. We communicate with those charged with governance regarding, among other matters, the planned scope and timing of the audit and significant audit findings, including any significant deficiencies in internal control that we identify during our audit.
11. We also provide those charged with governance with a statement that we have complied with relevant ethical requirements regarding independence, and to communicate with them all relationships and other matters that may reasonably be thought to bear on our independence, and where applicable, related safeguards.
12. From the matters communicated with those charged with governance, we determine those matters that were of most significance in the audit of the financial statements of the current period and are therefore the key audit matters. We describe these matters in our auditor's report unless law or regulation precludes public disclosure about the matter or when, in extremely rare circumstances, we determine that a matter should not be communicated in our report because the adverse consequences of doing so would



reasonably be expected to outweigh the public interest benefits of such communication.

Report on other legal and regulatory requirements

13. As required by the Companies (Auditor's Report) Order, 2020 ("the Order"), issued by the Central Government of India in terms of Section 143(11) of the Act, we give in the "Annexure B" a statement on the matters specified in paragraphs 3 and 4 of the Order, to the extent applicable.
14. As required by Section 143(3) of the Act, we report that:
- (a) We have sought and obtained all the information and explanations which to the best of our knowledge and belief were necessary for the purposes of our audit.
 - (b) In our opinion, proper books of account as required by law have been kept by the Company so far as it appears from our examination of those books, except that the daily backup of the primary software application has been kept on servers physically located in India from February 21, 2024, and that the backup of certain ancillary software applications which form part of the books of account and other books and papers maintained in electronic mode has not been maintained on a daily basis on servers physically located in India during the year and the matters stated in paragraph 14(h)(vi) below on reporting under Rule 11(g) of the Companies (Audit and Auditors) Rules, 2014 (as amended) ("the Rules").
 - (c) The Balance Sheet, the Statement of Profit and Loss (including Other Comprehensive Income), the Statement of changes in equity and the Statement of cash flows dealt with by this Report are in agreement with the books of account.
 - (d) In our opinion, the aforesaid financial statements comply with the Accounting Standards specified under Section 133 of the Act.
 - (e) On the basis of the written representations received from the directors taken on record by the Board of Directors, none of the directors is disqualified as on March 31, 2024, from being appointed as a director in terms of Section 164(2) of the Act.
 - (f) With respect to the maintenance of accounts and other matters connected therewith, reference is made to our remarks in paragraph 14(b) above on reporting under Section 143(3)(b) and paragraph 14(h)(vi) below on reporting under Rule 11(g) of the Rules.
 - (g) With respect to the adequacy of the internal financial controls with reference to financial statements of the Company and the operating effectiveness of such controls, refer to our separate Report in "Annexure A".
 - (h) With respect to the other matters to be included in the Auditor's Report in accordance with Rule 11 of the Companies (Audit and Auditors) Rules, 2014, in our opinion and to the best of our information and according to the explanations given to us:
 - i. The Company has disclosed the impact of pending litigations on its financial position in its financial statements – Refer Notes 19 and 32(b) to the financial statements.
 - ii. The Company was not required to recognise a provision as at March 31, 2024, under the applicable law or accounting standards, as it does not have any material foreseeable losses on long-term contract. The Company did not have any derivative contracts as at March 31, 2024.
 - iii. There has been no delay in transferring amounts, required to be transferred, to the Investor Education and Protection Fund by the Company during the year.
 - iv. (a) The management has represented that, to the best of its knowledge and belief, as disclosed in the Note 44(vi) to the financial statements, no funds have been advanced or loaned or invested (either from borrowed funds or share premium or any other sources or kind of funds) by the Company to or in any other person(s) or entity(ies), including foreign entities ("Intermediaries"), with the understanding, whether recorded in writing or otherwise, that the Intermediary shall, whether, directly or indirectly, lend or invest in other persons or entities identified in any manner whatsoever by or on behalf of the Company ("Ultimate Beneficiaries") or provide any guarantee, security or the like on behalf of the Ultimate Beneficiaries;
 - (b) The management has represented that, to the best of its knowledge and belief, as disclosed in the Note 44(vii) to the financial statements, no funds have been received by the Company from

- any person(s) or entity(ies), including foreign entities (“Funding Parties”), with the understanding, whether recorded in writing or otherwise, that the Company shall, whether, directly or indirectly, lend or invest in other persons or entities identified in any manner whatsoever by or on behalf of the Funding Party (“Ultimate Beneficiaries”) or provide any guarantee, security or the like on behalf of the Ultimate Beneficiaries; and
- (c) Based on such audit procedures that we considered reasonable and appropriate in the circumstances, nothing has come to our notice that has caused us to believe that the representations under sub-clause (a) and (b) contain any material misstatement.
- v. The dividend declared and paid during the year by the Company is in compliance with Section 123 of the Act.
- vi. Based on our examination, which included test checks, the Company has used multiple accounting software for maintaining its books of account which has a feature of recording audit trail (edit log) facility and that has operated throughout the year for all relevant transactions recorded in the software, except that the audit trail is not maintained at the application level for modification, if any, for certain users with specific access and for direct database changes. During the course of performing our procedures, except for the aforesaid instances of audit trail not maintained at the application and the database levels, where the question of our commenting on whether the audit trail has been tampered with does not arise, we did not notice any instance of audit trail feature being tampered with. The preservation of audit trail for certain ancillary accounting software has a retention period which is lower than that required under the statutory requirements for record retention.
15. The Company has paid/ provided for managerial remuneration in accordance with the requisite approvals mandated by the provisions of Section 197 read with Schedule V to the Act.

For **Price Waterhouse & Co Chartered Accountants LLP**

Firm Registration Number: 304026E/E-300009

Sharmila Ramaswamy

Partner

Place: Bengaluru

Membership Number: 215131

Date: May 27, 2024

UDIN: 24215131BKGSLV8860

Annexure A to Independent auditor's report

Referred to in paragraph 14(g) of the Independent auditor's report of even date to the members of AstraZeneca Pharma India Limited on the financial statements as of and for the year ended March 31, 2024

Report on the Internal Financial Controls with reference to Financial Statements under Section 143(3)(i) of the Act

1. We have audited the internal financial controls with reference to financial statements of AstraZeneca Pharma India Limited ("the Company") as of March 31, 2024 in conjunction with our audit of the financial statements of the Company for the year ended on that date.

Management's Responsibility for Internal Financial Controls

2. The Company's management is responsible for establishing and maintaining internal financial controls based on the internal control over financial reporting criteria established by the Company considering the essential components of internal control stated in the Guidance Note on Audit of Internal Financial Controls Over Financial Reporting ("the Guidance Note") issued by the Institute of Chartered Accountants of India ("ICAI"). These responsibilities include the design, implementation and maintenance of adequate internal financial controls that were operating effectively for ensuring the orderly and efficient conduct of its business, including adherence to company's policies, the safeguarding of its assets, the prevention and detection of frauds and errors, the accuracy and completeness of the accounting records, and the timely preparation of reliable financial information, as required under the Act.

Auditor's Responsibility

3. Our responsibility is to express an opinion on the Company's internal financial controls with reference to financial statements based on our audit. We conducted our audit in accordance with the Guidance Note and the Standards on Auditing deemed to be prescribed under Section 143(10) of the Act to the extent applicable to an audit of internal financial controls, both applicable to an audit of internal financial controls and both issued by the ICAI. Those Standards and the Guidance Note require that we comply with ethical requirements and plan and perform the audit to obtain reasonable assurance about whether adequate internal

financial controls with reference to financial statements was established and maintained and if such controls operated effectively in all material respects.

4. Our audit involves performing procedures to obtain audit evidence about the adequacy of the internal financial controls system with reference to financial statements and their operating effectiveness. Our audit of internal financial controls with reference to financial statements included obtaining an understanding of internal financial controls with reference to financial statements, assessing the risk that a material weakness exists, and testing and evaluating the design and operating effectiveness of internal control based on the assessed risk. The procedures selected depend on the auditor's judgement, including the assessment of the risks of material misstatement of the financial statements, whether due to fraud or error.
5. We believe that the audit evidence we have obtained is sufficient and appropriate to provide a basis for our audit opinion on the Company's internal financial controls system with reference to financial statements.

Meaning of Internal Financial Controls with reference to financial statements

6. A company's internal financial controls with reference to financial statements is a process designed to provide reasonable assurance regarding the reliability of financial reporting and the preparation of financial statements for external purposes in accordance with generally accepted accounting principles. A company's internal financial controls with reference to financial statements includes those policies and procedures that (1) pertain to the maintenance of records that, in reasonable detail, accurately and fairly reflect the transactions and dispositions of the assets of the company; (2) provide reasonable assurance that transactions are recorded as necessary to permit preparation of financial statements in accordance with generally accepted accounting principles, and that receipts and expenditures of the company are being made only in accordance with authorisations of management and directors of the company; and (3) provide reasonable assurance regarding prevention or

timely detection of unauthorised acquisition, use, or disposition of the Company's assets that could have a material effect on the financial statements.

Inherent Limitations of Internal Financial Controls with reference to financial statements

7. Because of the inherent limitations of internal financial controls with reference to financial statements, including the possibility of collusion or improper management override of controls, material misstatements due to error or fraud may occur and not be detected. Also, projections of any evaluation of the internal financial controls with reference to financial statements to future periods are subject to the risk that the internal financial controls with reference to financial statements may become inadequate because of changes in conditions, or that the degree of compliance with the policies or procedures may deteriorate.

Opinion

8. In our opinion, the Company has, in all material respects, an adequate internal financial controls system with reference to financial statements and such internal financial controls with reference to financial statements were operating effectively as at March 31, 2024, based on the internal control over financial reporting criteria established by the Company considering the essential components of internal control stated in the Guidance Note issued by ICAI.

For **Price Waterhouse & Co Chartered Accountants LLP**

Firm Registration Number: 304026E/E-300009

Sharmila Ramaswamy

Partner

Place: Bengaluru

Membership Number: 215131

Date: May 27, 2024

UDIN: 24215131BKGSVL8860

Annexure B to Independent auditors' report

Referred to in paragraph 13 of the Independent auditors' report of even date to the members of AstraZeneca Pharma India Limited on the financial statements as of and for the year ended March 31, 2024

In terms of the information and explanations sought by us and furnished by the Company, and the books of account and records examined by us during the course of our audit, and to the best of our knowledge and belief, we report that:

- i. (a) (A) The Company is maintaining proper records showing full particulars, including quantitative details and situation, of Property, plant and equipment.
- (B) The Company is maintaining proper records showing full particulars of Intangible assets.
- (b) The Property, plant and equipment are physically verified by the Management according to a phased programme designed to cover all the items over a period of three years which, in our opinion, is reasonable having regard to the size of the Company and the nature of its assets. Pursuant to the programme, a portion of the Property, plant and equipment has been physically verified by the Management during the year and no material discrepancies have been noticed on such verification.
- (c) The title deeds of all the immovable properties (other than properties where the Company is the lessee and the lease agreements are duly executed in favour of the lessee), as disclosed in Note 3A Property, plant and equipment to the financial statements, are held in the name of the Company.
- (d) The Company has chosen cost model for its Property, plant and equipment (including Right of use assets) and Intangible assets. Consequently, the question of our commenting on whether the revaluation is based on the valuation by a Registered Valuer, or specifying the amount of change, if the change is 10% or more in the aggregate of the net carrying value of each class of Property, plant and equipment (including Right of use assets) or Intangible assets does not arise.
- (e) Based on the information and explanations furnished to us, no proceedings have been initiated on or are pending against the Company for holding benami property under the Prohibition of Benami Property Transactions Act, 1988 (as amended in 2016) (formerly the Benami Transactions (Prohibition) Act, 1988 (45 of 1988)) and Rules made thereunder, and therefore the question of our commenting on whether the Company has appropriately disclosed the details in the financial statements does not arise.
- ii. (a) The physical verification of inventory (excluding stocks with third parties) has been conducted at reasonable intervals by the Management during the year and, in our opinion, the coverage and procedure of such verification by Management is appropriate. In respect of inventory lying with third parties, these have substantially been confirmed by them. The discrepancies noticed on physical verification of inventory as compared to book records were not 10% or more in aggregate for each class of inventory.
- (b) During the year, the Company has not been sanctioned working capital limits in excess of ₹ 5 crores, in aggregate from banks and financial institutions and accordingly, the question of our commenting on whether the quarterly returns or statements are in agreement with the unaudited books of account of the Company does not arise.
- iii. (a) The Company has granted advances in nature of loans to the employees of the Company. The aggregate amount during the year, and balance outstanding at the balance sheet date with respect to such advances are as per the table given below:

Particulars	Advances in nature of loans given to employees (in ₹ million)
Aggregate amount granted during the year	1.4
Balance outstanding as at balance sheet date	0.8

- (b) In respect of the aforesaid advances in nature of loans, the terms and conditions under which such loans were granted are not prejudicial to the Company's interest.
- (c) In respect of the advances in nature of loans, the schedule of repayment of principal has been stipulated, and the parties are repaying the principal amounts, as stipulated.
- (d) In respect of the advances in nature of loans, there is no amount which is overdue for more than ninety days.
- (e) There were no advances in nature of loans which have fallen due during the year and were renewed/ extended. Further, no fresh loans were granted to same parties to settle the existing overdue advances in nature of loan.
- (f) There were no loans/ advances in nature of loans which were granted during the year, including to promoters/ related parties.
- iv. The Company has not granted any loans or made any investments or provided any guarantees or security to the parties covered under Sections 185 and 186 of the Act. Therefore, the reporting under clause 3(iv) of the Order are not applicable to the Company.
- v. The Company has not accepted any deposits or amounts which are deemed to be deposits referred in Sections 73, 74, 75 and 76 of the Act and the Rules framed there under.
- vi. Pursuant to the rules made by the Central Government of India, the Company is required to maintain cost records as specified under Section 148(1) of the Act in respect of its products. We have broadly reviewed the same and are of the opinion that, prima facie, the prescribed accounts and records have been made and maintained. We have not, however, made a detailed examination of the records with a view to determine whether they are accurate or complete.
- vii. (a) In our opinion, the Company is regular in depositing the undisputed statutory dues, including goods and services tax, provident fund, employees' state insurance, income tax, sales tax, service tax, duty of customs, duty of excise, value added tax, and other material statutory dues, as applicable, with the appropriate authorities. Also, refer Note 45 to the financial statements regarding management's assessment on certain matters relating to provident fund.

The Company has not made any investments, granted secured/unsecured loans, or stood guarantee, or provided security to any parties. Accordingly, to this extent, the reporting under clause 3(iii)(a), (iii)(b), (iii)(c), (iii)(d), (iii)(e) and (iii)(f) of the Order is not applicable to the Company.

- (b) There are no statutory dues of provident fund, employees' state insurance, sales tax, duty of excise and value added tax which have not been deposited on account of any dispute. The particulars of other statutory dues referred to in sub-clause (a) as at March 31, 2024, which have not been deposited on account of a dispute, are as follows:

Name of the statute	Nature of dues	Gross demand (in ₹ million)	Amount paid under protest (in ₹ million)	Net amount (in ₹ million)	Period to which the amount relates	Forum where the dispute is pending
The Income Tax Act, 1961	Income Tax	23.4	5.1	18.3	2009-10	Assistant Commissioner of Income Tax, Bangalore
	Income Tax*	16.9	6.2	10.7	2010-11	
	Income Tax**	217.3	217.3	-	2013-14	Assessing Officer of Income Tax
	Income Tax***	141.4	141.4	-	2014-15	Income Tax Appellate Tribunal, Bangalore
	Income Tax****	156.1	41.6	114.5	2015-16	
	Income Tax	312.1	-	312.1	2016-17	
	Income Tax*****	68.4	19.5	48.9	2017-18	
	Income Tax	23.2	-	23.2	2019-20	Commissioner of Income Tax (Appeals), Bangalore



Name of the statute	Nature of dues	Gross demand (in ₹ million)	Amount paid under protest (in ₹ million)	Net amount (in ₹ million)	Period to which the amount relates	Forum where the dispute is pending
Customs Act, 1962	Duty of customs	21.2	-	21.2	2005-06	Deputy Commissioner of Customs, Mumbai
The Finance Act, 1994	Service Tax [#]	25.6	1.8	23.8	2006-07 to 2011-12	Central Excise and Service Tax Appellate Tribunal, Bangalore
		4.9	0.2	4.7	2012-13	
		1.5	0.1	1.4	April 2016 to June 2017	
		51.6	1.9	49.7	December 2012 to March 2016	
	Service Tax ^{##}	3.4	1.5	1.9	2013-14 to 2015-16	
Goods and Services Tax Act, 2017	Goods and Services Tax ^{##}	51.7	2.1	49.6	2017-18	Joint Commissioner of State Tax (Appeals), Thane
		211.0	9.2	201.8	2018-19	
Bruhat Bangalore Mahanagara Palike (BBMP)	Improvement charges	70.8	-	70.8	2014	Honourable High Court of Karnataka

*The Department has adjusted ₹ 6.2 million against refund of other assessment years and this has been included under “amount paid under protest”.

**The Company has paid ₹ 40 million under protest and the department has adjusted ₹ 188.1 million against refund of other assessment years. The amount paid under protest has been restricted to the extent of gross demand.

***The Company has paid ₹ 24 million under protest and the department has adjusted ₹ 127.3 million against refund of other assessment years. The amount paid under protest has been restricted to the extent of gross demand.

**** The Department has adjusted ₹ 41.6 million against refund of other assessment years and this has been included under “amount paid under protest”.

*****The Department has adjusted ₹ 19.5 million against refund of other assessment years and this has been included under “amount paid under protest”.

Includes penalty.

includes interest and penalty.

- viii. There are no transactions previously unrecorded in the books of account that have been surrendered or disclosed as income during the year in the tax assessments under the Income Tax Act, 1961.
- ix. (a) As the Company did not have any loans or other borrowings from any lender during the year, the reporting under clause 3(ix)(a) of the Order is not applicable to the Company.
- (b) On the basis of our audit procedures, we report that the Company has not been declared Wilful Defaulter by any bank or financial institution or government or any government authority.
- (c) The Company has not obtained any term loans. Accordingly, reporting under clause 3(ix)(c) of the Order is not applicable to the Company.
- (d) According to the information and explanations given to us, and the procedures performed by us, and on an overall examination of the financial statements of the Company, the Company has not raised funds on short-term basis. Accordingly, reporting under clause 3(ix)(d) of the Order is not applicable to the Company.
- (e) According to the information and explanations given to us and procedures performed by us, we report that the Company did not have

- any subsidiaries, joint ventures or associate companies during the year. Accordingly, reporting under clauses 3(ix)(e) and 3(ix)(f) of the Order are not applicable to the Company.
- x. (a) The Company has not raised any money by way of initial public offer or further public offer (including debt instruments) during the year. Accordingly, the reporting under clause 3(x)(a) of the Order is not applicable to the Company.
- (b) The Company has not made any preferential allotment or private placement of shares or fully or partially or optionally convertible debentures during the year. Accordingly, the reporting under clause 3(x)(b) of the Order is not applicable to the Company.
- xi. (a) During the course of our examination of the books and records of the Company, carried out in accordance with the generally accepted auditing practices in India, we have neither come across any instance of material fraud by the Company or on the Company, noticed or reported during the year, nor have we been informed of any such case by the Management.
- (b) During the course of our examination of the books and records of the Company, carried out in accordance with the generally accepted auditing practices in India, a report under Section 143(12) of the Act, in Form ADT-4, as prescribed under rule 13 of Companies (Audit and Auditors) Rules, 2014 was not required to be filed with the Central Government. Accordingly, the reporting under clause 3(xi)(b) of the Order is not applicable to the Company.
- (c) During the course of our examination of the books and records of the Company carried out in accordance with the generally accepted auditing practices in India, the Company has received whistle-blower complaints during the year, which have been considered by us for any bearing on our audit and reporting under this clause. As explained by the management, there were certain complaints in respect of which investigations are ongoing as on the date of our report and our consideration of the complaints having any bearing on our audit is based on the information furnished to us by the management.
- xii. As the Company is not a Nidhi Company and the Nidhi Rules, 2014 are not applicable to it, the reporting under clause 3(xii) of the Order is not applicable to the Company.
- xiii. The Company has entered into transactions with related parties in compliance with the provisions of Sections 177 and 188 of the Act. The details of related party transactions have been disclosed in the financial statements as required under Indian Accounting Standard 24 "Related Party Disclosures" specified under Section 133 of the Act. Refer Note 33 to financial statements for related parties' disclosures.
- xiv. (a) In our opinion, the Company has an internal audit system commensurate with the size and nature of its business.
- (b) The reports of the Internal Auditor for the period under audit have been considered by us.
- xv. In our opinion, the Company has not entered into any non-cash transactions with its directors or persons connected with him. Accordingly, the reporting on compliance with the provisions of Section 192 of the Act under clause 3(xv) of the Order is not applicable to the Company.
- xvi. (a) The Company is not required to be registered under Section 45-IA of the Reserve Bank of India Act, 1934. Accordingly, the reporting under clause 3(xvi)(a) of the Order is not applicable to the Company.
- (b) The Company has not conducted non-banking financial / housing finance activities during the year. Accordingly, the reporting under clause 3(xvi)(b) of the Order is not applicable to the Company.
- (c) The Company is not a Core Investment Company (CIC) as defined in the regulations made by the Reserve Bank of India. Accordingly, the reporting under clause 3(xvi)(c) of the Order is not applicable to the Company.
- (d) Based on the information and explanations provided by the management of the Company, the Group (as defined in the Core Investment Companies (Reserve Bank) Directions, 2016) does not have any CICs, which are part of the Group. We have not, however, separately evaluated whether the information provided by the management is accurate and complete. Accordingly, the reporting under clause 3(xvi)(d) of the Order is not applicable to the Company.
- xvii. The Company has not incurred any cash losses in the financial year or in the immediately preceding financial year.



- xviii. There has been no resignation of the statutory auditors during the year and accordingly the reporting under clause 3(xviii) of the Order is not applicable.
- xix. On the basis of the financial ratios, ageing and expected dates of realisation of financial assets and payment of financial liabilities, other information accompanying the financial statements, our knowledge of the Board of Directors and management plans and based on our examination of the evidence supporting the assumptions, nothing has come to our attention, which causes us to believe that any material uncertainty exists as on the date of the audit report that the Company is not capable of meeting its liabilities existing at the date of balance sheet as and when they fall due within a period of one year from the balance sheet date. We, however, state that this is not an assurance as to the future viability of the Company. We further state that our reporting is based on the facts up to the date of the audit report and we neither give any guarantee nor any assurance that all liabilities falling due within a period of one year from the balance sheet

date will get discharged by the Company as and when they fall due.

- xx. As at balance sheet date, the Company does not have any amount remaining unspent under Section 135(5) of the Act. Accordingly, reporting under clause 3(xx) of the Order is not applicable.
- xxi. The reporting under clause 3(xxi) of the Order is not applicable in respect of audit of Standalone Financial Statements. Accordingly, no comment in respect of the said clause has been included in this report.

For **Price Waterhouse & Co Chartered Accountants LLP**

Firm Registration Number: 304026E/E-300009

Sharmila Ramaswamy

Partner

Place: Bengaluru

Membership Number: 215131

Date: May 27, 2024

UDIN: 24215131BKGSVLV8860

Balance Sheet

(All amounts in ₹ million, except per share and share data)

	Note	As at 31 March 2024	As at 31 March 2023
ASSETS			
Non-current assets			
Property, plant and equipment	3A	603.7	628.1
Right-of-use assets	3A	42.0	60.5
Capital work-in progress	3A	2.7	13.3
Intangible assets	3B	21.1	-
Financial assets			
Loans	4	2.7	8.8
Other financial assets	5	24.7	31.0
Current tax assets (net) (non-current)	6	526.3	515.7
Deferred tax assets (net)	7	212.5	206.7
Other non-current assets	8	17.5	29.9
Total non-current assets		1,453.2	1,494.0
Current assets			
Inventories	9	2,278.8	1,902.1
Financial assets			
Trade receivables	10	1,531.3	1,075.2
Cash and cash equivalents	11	5,055.7	5,003.4
Bank balances other than cash and cash equivalents	12	2.7	1.4
Loans	4	1.3	0.8
Other financial assets	5	178.8	105.7
Other current assets	8	278.5	266.1
Total current assets		9,327.1	8,354.7
Total assets		10,780.3	9,848.7
EQUITY AND LIABILITIES			
Equity			
Equity share capital	13	50.0	50.0
Other equity	14	7,069.2	5,836.9
Total equity		7,119.2	5,886.9
Liabilities			
Non-current liabilities			
Financial liabilities			
Lease liabilities	17	27.8	36.9
Provisions	19	62.1	85.6
Total non-current liabilities		89.9	122.5
Current liabilities			
Financial liabilities			
Lease liabilities	17	18.1	35.2
Trade payables			
Total outstanding dues of micro and small enterprises	15	36.1	66.2
Total outstanding dues of creditors other than micro and small enterprises	15	1,929.0	2,212.6
Other financial liabilities	16	310.1	303.7
Provisions	19	434.2	416.8
Current tax liabilities (net)	20	66.6	24.2
Other current liabilities	18	777.1	780.6
Total current liabilities		3,571.2	3,839.3
Total liabilities		3,661.1	3,961.8
Total equity and liabilities		10,780.3	9,848.7

The accompanying notes are an integral part of these Financial Statements.

This is the Balance Sheet referred to in our report of even date.

For **Price Waterhouse & Co Chartered Accountants LLP**
Firm registration number: 304026E/ E-300009**Sharmila Ramaswamy**Partner
Membership Number: 215131
Place: Bengaluru
Date: 27 May 2024For and on behalf of the Board of Directors of
AstraZeneca Pharma India Limited**Narayan K Seshadri**Chairman
DIN: 00053563
Place: Bengaluru
Date: 27 May 2024**Sanjeev Kumar Panchal**Managing Director
DIN: 09823879
Place: Bengaluru
Date: 27 May 2024**Manasa Rama**Company Secretary
Place: Bengaluru
Date: 27 May 2024**Bhavana Agrawal**Director & Chief
Financial Officer
DIN: 10485441
Place: Bengaluru
Date: 27 May 2024



Statement of Profit and Loss

(All amounts in ₹ million, except per share and share data)

	Note	For the year ended 31 March 2024	For the year ended 31 March 2023
Income			
Revenue from operations	22	12,955.3	10,029.7
Other income	23	348.0	261.0
Total income		13,303.3	10,290.7
Expenses			
Cost of materials consumed	24	1,290.2	843.8
Purchase of Stock-in-Trade	25	4,993.1	3,244.6
Changes in inventories of finished goods, work-in-progress and stock-in-trade	26	(337.7)	(488.6)
Employee benefit expense	27A	2,414.5	2,591.0
Depreciation	28B	149.4	162.6
Allowance for expected credit loss (net)	38 (ii) (a)	54.4	16.7
Other expenses	28A	2,696.3	2,171.0
Finance costs	29	12.0	6.3
Total expenses		11,272.2	8,547.4
Profit before exceptional items and tax		2,031.1	1,743.3
Less: Exceptional Income/(Expense)	27B	164.3	(402.3)
Profit before tax		2,195.4	1,341.0
Tax expense			
Current tax	21	535.5	383.0
Tax provision relating to prior year	21	53.8	-
Deferred tax credit	21	(9.0)	(34.9)
Total tax expense		580.3	348.1
Profit for the year		1,615.1	992.9
Other comprehensive income/ (loss)			
Items that will not be reclassified to profit or loss			
Re-measurement gains/(losses) on post employment benefit obligations	35 (iii)(C)(e)	13.3	(34.9)
Income tax effect	7	(3.3)	8.8
Other comprehensive income/ (loss) for the year, net of tax		10.0	(26.1)
Total comprehensive income for the year		1,625.1	966.8
Earnings per equity share (equity shares, par value of ₹ 2 each)			
- Basic and diluted	30	64.6	39.7

The accompanying notes are an integral part of these Financial Statements.

This is the Statement of Profit and Loss referred to in our report of even date.

For **Price Waterhouse & Co Chartered Accountants LLP**
Firm registration number: 304026E/ E-300009

Sharmila Ramaswamy
Partner
Membership Number: 215131
Place: Bengaluru
Date: 27 May 2024

For and on behalf of the Board of Directors of
AstraZeneca Pharma India Limited

Narayan K Seshadri
Chairman
DIN: 00053563
Place: Bengaluru
Date: 27 May 2024

Sanjeev Kumar Panchal
Managing Director
DIN: 09823879
Place: Bengaluru
Date: 27 May 2024

Manasa Rama
Company Secretary
Place: Bengaluru
Date: 27 May 2024

Bhavana Agrawal
Director & Chief
Financial Officer
DIN: 10485441
Place: Bengaluru
Date: 27 May 2024

Statement of changes in equity

(All amounts in ₹ million, except per share and share data)

A. Equity Share Capital

Particulars	Amount
Equity shares of ₹ 2 each issued, subscribed and fully paid	
As at 31 March 2022	50.0
Changes in equity share capital	-
As at 31 March 2023	50.0
Changes in equity share capital	-
As at 31 March 2024	50.0

B. Other Equity

Particulars	Note	Reserves and Surplus				
		Capital Reserve	General Reserve	Employee share compensation reserve	Retained Earnings	Total Other equity
Balance as on 31 March 2022		723.5	531.3	19.5	3,789.6	5,063.9
Profit for the year		-	-	-	992.9	992.9
Other Comprehensive Income		-	-	-	(26.1)	(26.1)
Total Comprehensive Income for the year		-	-	-	966.8	966.8
Final Dividend		-	-	-	(200.0)	(200.0)
Employee share compensation expense	27A	-	-	23.7	-	23.7
Recharge cost (net)	33	-	-	(17.5)	-	(17.5)
Balance as on 31 March 2023		723.5	531.3	25.7	4,556.4	5,836.9
Profit for the year		-	-	-	1,615.1	1,615.1
Other Comprehensive Income		-	-	-	10.0	10.0
Total Comprehensive Income for the year		-	-	-	1,625.1	1,625.1
Final Dividend		-	-	-	(400.0)	(400.0)
Employee share compensation expense	27A	-	-	27.4	-	27.4
Recharge cost (net)	33	-	-	(20.2)	-	(20.2)
Balance as on 31 March 2024		723.5	531.3	32.9	5,781.5	7,069.2

The accompanying notes are an integral part of these Financial Statements.

This is the Statement of changes in equity referred to in our report of even date.

For **Price Waterhouse & Co Chartered Accountants LLP**
Firm registration number: 304026E/ E-300009

Sharmila Ramaswamy
Partner
Membership Number: 215131
Place: Bengaluru
Date: 27 May 2024

For and on behalf of the Board of Directors of
AstraZeneca Pharma India Limited

Narayan K Seshadri
Chairman
DIN: 00053563
Place: Bengaluru
Date: 27 May 2024

Sanjeev Kumar Panchal
Managing Director
DIN: 09823879
Place: Bengaluru
Date: 27 May 2024

Manasa Rama
Company Secretary
Place: Bengaluru
Date: 27 May 2024

Bhavana Agrawal
Director & Chief
Financial Officer
DIN: 10485441
Place: Bengaluru
Date: 27 May 2024



Statement of cash flows

(All amounts in ₹ million, except per share and share data)

	Note	For the year ended 31 March 2024	For the year ended 31 March 2023
A) Cash flow from operating activities			
Profit before tax		2,195.4	1,341.0
Depreciation	28B	149.4	162.6
(Profit) on sale of property, plant and equipment (net)	23	(0.3)	(24.9)
Bad debts written off	28A	-	0.3
Provisions no longer required written back	19	(1.8)	-
Impairment of Other assets	28A	12.4	-
Interest income on deposits carried at amortised cost	23	(325.7)	(231.2)
Employee stock compensation expense	27A	27.4	23.7
Unrealised foreign exchange gain (net)		1.5	(1.5)
Allowance for expected credit loss (net)	38 (ii) (a)	54.4	16.7
Finance costs	29	12.0	6.3
Operating profit before working capital changes		2,124.7	1,293.0
Changes in working capital:			
(Increase) / Decrease in trade receivables		(511.8)	(231.7)
(Increase) / Decrease in inventories		(376.7)	(499.9)
(Increase) / Decrease in loans		5.6	(4.6)
(Increase) / Decrease in other financial assets		(62.0)	14.0
(Increase) / Decrease in other assets		(12.4)	(78.7)
Increase / (Decrease) in trade payables		(313.7)	374.4
Increase / (Decrease) in provisions		8.8	(37.8)
Increase / (Decrease) in other financial liabilities		(16.0)	(152.2)
Increase / (Decrease) in other liabilities		(3.5)	314.6
Cash generated from operations		843.0	991.1
Income taxes paid (net of refund)		(564.3)	(408.2)
Net cash generated from operating activities (A)		278.7	582.9
B) Cash flows from investing activities			
Interest income on bank deposits		320.9	231.5
Purchase of property, plant and equipment and intangible assets		(107.6)	(85.2)
Proceeds from sale of property, plant and equipment		4.1	34.8
Net cash generated from / (used in) investing activities (B)		217.4	181.1
C) Cash flows from financing activities			
Principal repayment of lease liabilities		(38.6)	(38.5)
Interest paid on lease liabilities	29	(5.2)	(6.3)
Dividend paid		(400.0)	(200.0)
Net cash generated from/ (used in) financing activities (C)		(443.8)	(244.8)
D) Net increase/(decrease) in cash and cash equivalents (A+B+C)		52.3	519.2
E) Cash and cash equivalents at the beginning of the year		5,003.4	4,484.2
F) Cash and cash equivalents at the end of the year		5,055.7	5,003.4
Non-cash financing and investing activities			
- Acquisition of right-of-use assets		12.4	24.3

Statement of cash flows

(All amounts in ₹ million, except per share and share data)

Components of cash and cash equivalents as at the end of the year

	Note	As at 31 March 2024	As at 31 March 2023
Balance with banks :			
Current accounts	11	188.7	25.0
Demand deposits with original maturity of less than 3 months	11	4,867.0	4,978.4
Total cash and cash equivalents		5,055.7	5,003.4

Note: The Statement of cash flows has been prepared under the "Indirect Method" as set out in Ind AS 7 on Statement of cash flows as notified under Companies (Accounts) Rules, 2015.

The accompanying notes are an integral part of these Financial Statements.

This is the Statement of cash flows referred to in our report of even date.

For **Price Waterhouse & Co Chartered Accountants LLP**
Firm registration number: 304026E/ E-300009

Sharmila Ramaswamy

Partner
Membership Number: 215131
Place: Bengaluru
Date: 27 May 2024

For and on behalf of the Board of Directors of
AstraZeneca Pharma India Limited

Narayan K Seshadri

Chairman
DIN: 00053563
Place: Bengaluru
Date: 27 May 2024

Sanjeev Kumar Panchal

Managing Director
DIN: 09823879
Place: Bengaluru
Date: 27 May 2024

Manasa Rama

Company Secretary
Place: Bengaluru
Date: 27 May 2024

Bhavana Agrawal

Director & Chief
Financial Officer
DIN: 10485441
Place: Bengaluru
Date: 27 May 2024



Notes to the Financial Statements

(All amounts in ₹ million, except per share and share data)

1. General Information

AstraZeneca Pharma India Limited ('the Company') is a public limited company domiciled in India having its registered office in Bangalore. The Company's equity shares are listed on National Stock Exchange of India Limited (NSE) and Bombay Stock Exchange Limited (BSE). The CIN of the Company is L24231KA1979PLC003563.

The Company is engaged in the business of manufacture, distribution and marketing of pharmaceutical products and also provides clinical trial services to an overseas group company.

2A. Basis of preparation and summary of material accounting policies

This note provides a list of the material accounting policies used in the preparation of these financial statements. These policies have been consistently applied to all the years presented, unless otherwise stated.

2A.1. Basis of preparation

(a) Compliance with Ind AS

The financial statements comply in all material aspects with Indian Accounting Standards (Ind AS) notified under Section 133 of the Companies Act, 2013 (the 'Act') [Companies (Indian Accounting Standards) Rules, 2015] and other relevant provisions of the Act.

The financial statements for the year ended 31 March 2024 have been approved for issue by the Board of Directors of the Company in their meeting held on 27 May 2024.

(b) Historical cost convention

The financial statements have been prepared on a historical cost basis, except for the following -

- certain financial assets and liabilities measured at fair value;
- defined benefit plans- plan assets measured at fair value; and
- share-based payments- measured at fair value.

All assets and liabilities have been classified as current or non-current as per the Company's operating cycle and other criteria set out in the Schedule III (Division II) to the Companies Act, 2013. Based on the nature of products and the

time between the acquisition of assets/inputs for processing and their realisation of cash and cash equivalents, the Company has ascertained its operating cycle as 12 months for the purpose of current / non-current classification of assets and liabilities.

(c) New and amended standards adopted

The Ministry of Corporate Affairs has vide notification dated 31 March 2023 notified Companies (Indian Accounting Standards) Amendment Rules, 2023 (the 'Rules') which amends certain accounting standards (see below), and are effective 1 April 2023.

- Disclosure of accounting policies - amendments to Ind AS 1
- Definition of accounting estimates - amendments to Ind AS 8
- Deferred tax related to assets and liabilities arising from a single transaction - amendments to Ind AS 12

The other amendments to Ind AS notified by these rules are primarily in the nature of clarifications.

These amendments did not have any material impact on the amounts recognised in prior periods and are not expected to significantly affect the current or future periods. Specifically, no changes would be necessary as a consequence of amendments made to Ind AS 12 as the Company's accounting policy already complies with the now mandatory treatment.

2A.2. Critical judgements and estimates

The preparation of financial statements in conformity with Ind AS requires that the management make estimates and assumptions that affect the application of accounting policies and the reported amounts of assets and liabilities, income and expenses. Actual results could differ from those estimates. Estimates and underlying assumptions are reviewed on an ongoing basis. Any revision to accounting estimates is recognised prospectively in current and future years. In particular, information about areas of significant estimation uncertainty and critical judgments in applying accounting policies that have a significant effect on the amounts recognised in the financial statements are included below:

Notes to the Financial Statements

(All amounts in ₹ million, except per share and share data)

- a) Expected credit losses on financial assets:**
The impairment provisions on financial assets are based on assumptions about risk of default and expected timing of collection. The Company uses judgment in making these assumptions and selecting inputs to be used in the impairment calculation, based on the Company's past history, customers' creditworthiness, existing market conditions as well as forward looking estimates at the end of each reporting period.
- b) Direct and Indirect Taxes - Provisions and contingent liabilities:** The Company has disputed claims under direct and indirect tax laws. Management discloses amounts claimed by the tax authorities as either contingent liabilities or recognizes them as provisions, based on subject matter under dispute, management's experience with disputes of a similar nature and advice from tax experts. Recognition and disclosure of such disputed claims may vary subsequently.

2A.3. Property, plant and equipment (including Capital work-in progress)

Freehold land is carried at historical cost.

All other items of Property, plant and equipment are stated at historical cost less depreciation, and impairment loss, if any.

Transition to Ind AS

On transition to Ind AS, the Company has elected to continue with the carrying value of all of its property, plant and equipment measured as per the previous GAAP and use that carrying value as the deemed cost of the property, plant and equipment.

Depreciation

Depreciation is calculated using the straight-line method, to allocate the cost of Property, plant and equipment, net of their residual values, over the estimated useful lives of the assets. The estimate of useful lives have been determined based on a technical evaluation by management's expert, which are different from those specified by Schedule II to the Companies Act, 2013, in order to reflect the actual usage of the assets. The depreciation charge for each period is recognised in the Statement of Profit and Loss. The useful life and residual value are reviewed at each financial year end. If the expectations differ from previous estimates, the changes are accounted for prospectively as a change in accounting estimate.

Class of asset	Useful life in years
Buildings	6 to 20
Roads and culverts	10
Plant and machinery	5 to 10
Vehicles	5
Office equipment	2 to 10
Furniture and fixtures	10

See note 2B.1a for other accounting policies relevant to property, plant and equipment.

2A.4. Inventories

The provision for inventory obsolescence is assessed regularly primarily based on shelf life of products and estimated usage wherever relevant. Cost of all categories of inventories have been determined using the moving weighted average cost method.

See note 2B.5 for other accounting policies relevant to inventories.

2A.5. Revenue from operations

Revenue is recognised when the control of goods has been transferred to the customer and it is certain that future economic benefits will flow to the entity and specific criteria have been met for each of the activities as described below.

Sale of products: Revenue from sale of products is recognised when the control of the goods has been transferred to the customer as per the terms of the contract, which coincides with the delivery/despatch of goods. Revenue is recognised net of trade discounts, volume discounts and Goods and Services Tax in the Statement of Profit and Loss.

Goods offered free of cost to customers as part of existing sales arrangement are considered as separate performance obligations. Revenue from sale of such free of cost products offered to customers is recognised when the control has been transferred to the customer which coincides with delivery/despatch of goods. Advance consideration received in this respect is classified as deferred revenue (Contract liability).

Sale of services: The Company derives its service income from clinical trials and marketing support services provided to an overseas group company. The income from clinical trials and marketing support services are based on a 'cost plus' model as agreed



Notes to the Financial Statements

(All amounts in ₹ million, except per share and share data)

with the said group company. Revenue from services are recognised as and when services are rendered in accordance with the terms of arrangement with the group company.

2A.6. Leases

As a lessee

The lease payments are discounted using the interest rate implicit in the lease. If that rate cannot be readily determined, which is generally the case for Company, the lessee's incremental borrowing rate used, being the rate that the individual lessee would have to pay to borrow the funds necessary to obtain an asset of similar value to the right-of-use asset in a similar economic environment with similar terms, security and conditions.

To determine the incremental borrowing rate, the Company:

- a) where possible, uses recent third-party financing received by the lessee as a starting point, adjusted to reflect changes in financing conditions since third party financing was received
- b) uses a build-up approach that starts with a risk free interest rate adjusted for credit risk for leases held by the Company, which does not have recent third party financing, and
- c) makes adjustments specific to the lease, e.g. term, country, currency and security.

Right-of-use assets are generally depreciated over the shorter of the asset's useful life and the lease term on a straight line basis. If the company is reasonably certain to exercise a purchase option, the right-of-use asset is depreciated over the underlying asset's useful life.

Payments associated with short term leases and all leases of low value assets are recognised on a straight line basis as an expense in the Statement of Profit and Loss. Short term leases are lease with a lease term of 12 months or less.

See note 2B.9 for other accounting policies relevant to leases.

2A.7. Trade receivables

Trade receivables are amounts due from customers for goods sold or services performed in the ordinary course of business and reflects company's

unconditional right to consideration (that is, payment is due only on the passage of time). Trade receivables are recognised initially at the transaction price as they do not contain significant financing components. The company holds the trade receivables with the objective of collecting the contractual cash flows and therefore measures them subsequently at amortised cost using the effective interest method, less loss allowance.

2A.8. Exceptional items

When an item of income or expense within Statement of profit and loss from ordinary activity is of such size, nature and incidence that its disclosure is relevant to explain more meaningfully the performance of the Company for the year, the nature and amount of such items is disclosed as exceptional items.

2B. Summary of other accounting policies

2B.1a Property, plant and equipment (including Capital work-in progress)

Historical cost comprises the purchase price including import duties and non-refundable taxes, and directly attributable expenses incurred to bring the asset to the location and condition necessary for it to be capable of being operated in the manner intended by management. Subsequent costs are included in an asset's carrying amount or recognised as a separate asset, as appropriate, only when it is probable that future economic benefits associated with the item will flow to the Company and the cost of the item can be measured reliably. All other repairs and maintenance are charged to the Statement of Profit and Loss during the reporting period in which they are incurred.

An item of Property, plant and equipment is derecognised on disposal or when no future economic benefits are expected from its use or disposal. The gain or loss arising on derecognition is recognised in the Statement of Profit and Loss within 'Other income' or 'Other expenses'.

The cost of Property, plant and equipment which are not ready for their intended use, are presented as capital work-in-progress.

2B.1b Intangible assets

Intangible assets are stated at acquisition cost, net of accumulated amortisation and accumulated impairment losses, if any. Intangible assets are amortised on a straight-line basis over their estimated useful lives. The

Notes to the Financial Statements

(All amounts in ₹ million, except per share and share data)

amortisation period and the amortisation method are reviewed periodically. If the expected useful life of the asset is significantly different from previous estimates, the amortisation period is changed accordingly. The amortisation expense on intangible assets is recognised in the Statement of profit and loss.

An intangible asset is derecognised upon disposal or when no future economic benefits are expected from its use or disposal. Gains or losses arising from retirement or disposal of an intangible asset are determined as the difference between the net disposal proceeds and the carrying amount of the asset and recognised as income or expense in the Statement of profit and loss.

The estimated useful life of software recognised as an intangible asset is 5 years.

2B.2. Impairment of assets

Assets are tested for impairment whenever events or changes in circumstances indicate that the carrying amount may not be recoverable. An impairment loss is recognised for the amount by which the asset's carrying amount exceeds its recoverable amount. The recoverable amount is the higher of an asset's fair value less costs of disposal and value in use. For the purposes of assessing impairment, assets are grouped at the lowest levels for which there are separately identifiable cash inflows which are largely independent of the cash inflows from other assets or groups of assets (cash-generating units). Non-financial assets are reviewed for possible reversal of the impairment at the end of each reporting period.

2B.3. Foreign currency translation

(a) Functional and presentation currency

Items included in the financial statements are presented in Indian Rupee (₹) which is functional and presentation currency of the Company.

(b) Transactions and balances

Foreign currency transactions are translated into the functional currency using the exchange rates at the dates of transaction. Foreign exchange gains and losses arising from the settlement of such transactions and from the translation of monetary assets and liabilities denominated in foreign currencies at year end exchange rates are recognised in Statement of Profit and Loss.

2B.4. Segment Reporting

The Company is engaged in the manufacture, distribution and marketing of pharmaceutical products and also provides clinical trials and marketing support services to an overseas group company. For internal reporting purposes management has organised the Company into a single reportable segment i.e. Healthcare segment.

2B.5. Inventories

Inventories are stated at the lower of cost or net realisable value.

The cost of finished goods, stock-in-trade and work-in-progress comprises cost of raw materials, direct labour, other direct costs and related production overheads (in case of manufactured finished goods and work-in-progress). Net realisable value is the estimated selling price in the ordinary course of business, less estimated costs of completion and estimated costs necessary to make the sale.

2B.6. Employee Benefits

(a) Defined contribution plans

Provident Fund: Provident fund contributions for non-management staff are made to the regulatory authorities as per prescribed rules and regulations. The Company has no further obligations beyond the contributions made. Such benefits are classified as defined contribution plans. Such contributions to the Provident Fund Scheme are recognised in Statement of Profit and Loss when due.

Superannuation: The Company makes contributions for qualifying management employees to a Superannuation scheme, a defined contribution plan, based on a specified percentage of eligible employees' salary. The Company's obligation to the scheme is restricted to contributions made to the scheme, which are recognised in the Statement of Profit and Loss when due.

(b) Defined benefit plans

Provident Fund: In respect of management staff, the Company makes contributions to a trust administered by the Company. Trust invests in designated investments permitted by Law. The minimum rate at which the annual interest on



Notes to the Financial Statements

(All amounts in ₹ million, except per share and share data)

contributions is payable to the beneficiaries by the trust is administered by the Government. The Company is obligated to make good the shortfall in statutory rate prescribed by the Government and rate of interest declared by the trust. The Company also has an obligation to fund any shortfall in the fair value of plan assets as compared with the defined benefit obligation.

The Company's obligation is actuarially determined at the end of every year using the projected unit credit method. Remeasurement gains and losses are recognised in the period in which they occur, directly in other comprehensive income (OCI). They are included in the retained earnings in the statement of changes in equity and in the Balance Sheet.

Gratuity: The Company provides for gratuity, a defined benefit plan (the "Gratuity Plan"). The Gratuity Plan provides for lump sum payment to vested employees at retirement, death, incapacitation or termination of employment, of an amount based on the respective employee's last drawn salary and tenure of employment with the Company. The Company makes contributions towards gratuity into an approved gratuity fund administered by the Company and managed by an external fund manager. The contributions made to the trust are recognised as plan assets. The net defined benefit obligation, if any, recognised in the Balance Sheet represents the present value of the defined benefit obligation as reduced by the fair value of plan assets.

The Company's liability is actuarially determined (using the Projected Unit Credit method) at the end of the year. Remeasurement gains and losses including those arising from changes in actuarial assumptions are recognised in the period in which they occur, directly in other comprehensive income (OCI). They are included in the retained earnings in the statement of changes in equity and in the Balance Sheet. Changes in the present value of the defined benefit obligation resulting from plan amendments or curtailments are recognised during the same period in the Statement of Profit and Loss as past service cost.

(c) Other long-term employee benefits

Compensated Absences: The employees of the Company are entitled to other long-term benefit

in the form of compensated absences as per the policy of the Company. Employees are entitled to accumulate leave balance up to the upper limit as per the Company's policy which can be carried forward up to retirement/resignation. Leave encashment for a certain category of employees gets triggered on an annual basis, if the accumulated leave balance exceeds the threshold as defined in the Company's policy. At the time of retirement, death while in employment or on termination of employment, leave encashment vests equivalent to amount payable for number of days of accumulated leave balance as per the Company policy. Liability for such benefits is provided on the basis of actuarial valuation at the Balance Sheet date, carried out by an independent actuary using projected unit credit method. Actuarial gains and losses are recognised immediately in the Statement of Profit and Loss.

The obligation for compensated absences are presented under current liabilities in the Balance Sheet as the Company does not have an unconditional right to defer settlement for at least twelve months after the reporting period, regardless of when the actual settlement is expected to occur.

Long-term service awards : The employees of the Company are entitled to long term service awards as per the policy of the Company. Liability for such benefits is provided on the basis of actuarial valuation at the Balance Sheet date, carried out by an independent actuary using projected unit credit method. Actuarial gains and losses are recognised immediately in the Statement of Profit and Loss.

(d) Other short-term employee benefits

Other short-term employee benefits are expected to be paid in exchange for the services rendered by employees and are recognised in the year during which the employee rendered the services. These benefits are in the form of performance incentives and compensated absences.

(e) Other benefits

Termination Benefits: Termination benefits are payable when employment is terminated by the Company before the normal retirement date, or when an employee accepts voluntary redundancy in exchange for these benefits. The company recognises termination benefits at the earlier of

Notes to the Financial Statements

(All amounts in ₹ million, except per share and share data)

the following dates: (a) when the company can no longer withdraw the offer of those benefits; and (b) when the entity recognises costs for a restructuring that is within the scope of Ind AS 37 and involves the payment of terminations benefits. In the case of an offer made to encourage voluntary redundancy, the termination benefits are measured based on the number of employees expected to accept the offer. Benefits falling due more than 12 months after the end of the reporting period are discounted to present value.

Termination benefits generally include post-retirement healthcare benefits provided to qualifying employees till the contractual retirement age. Such benefits falling due more than 12 months after the end of the reporting period are discounted to present value. The expected costs of the healthcare benefits are determined based on an actuarial valuation using the Projected Unit Credit method.

Remeasurement gains and losses arising from experience adjustments and changes in actuarial assumptions are charged or credited to the Statement of Profit and Loss in the period in which they arise.

2B.7. Employee share-based payments

Stock-based compensation cost is measured at fair value at the date when the grant is made to qualifying employees by AstraZeneca UK Limited, United Kingdom ('Ultimate holding company') using modified Monte Carlo model.

Expense arising from equity-settled share-based payment transactions are recognised over the vesting period as employee benefits expense with a corresponding credit to employee share compensation reserve. The cumulative expense recognised for equity-settled transactions at each reporting date until the vesting date reflects the extent to which the vesting period has expired and the Company's best estimate of the number of equity instruments that will ultimately vest.

The stock-based compensation cost is recharged to the Company upon exercise, which is adjusted against employee share compensation reserve.

2B.8. Other Income

Interest income is recognised when it is probable that the economic benefits will flow to the Company and the amount of income can be measured reliably. Interest income is accrued on a time proportionate basis, by applying the effective interest rate to the gross carrying amount of a financial asset, which is the rate that discounts estimated future cash receipts through the expected life of the financial asset to the gross carrying amount of financial asset. Interest income is included under the head 'Other income' in the Statement of Profit and Loss.

2B.9. Leases

As a lessee

Amounts of assets and liabilities arising from a lease are initially measured on a present value basis. Lease liabilities include the net present value of the following lease payments:

- a) fixed payments
- b) amount expected to be payable under residual value guarantees
- c) the exercise price of a purchase option if it is reasonably certain that the Company will exercise that option

Lease payments to be made under reasonably certain extension options are also included in the measurement of the liability.

Lease payments are allocated between principal and finance cost. The finance cost is charged in the Statement of profit and loss over the lease period so as to produce a constant periodic rate of interest on the remaining balance of the liability for each period.

Variable lease payments are recognised in Statement of profit and loss in the period in which the condition that triggers those payment occurs.

Right of use assets are measured at cost comprising the following:

- a) the amount of the initial measurement of lease liability
- b) any lease payments made at or before the commencement date,

Notes to the Financial Statements

(All amounts in ₹ million, except per share and share data)

- c) any initial direct costs, and
- d) restoration cost

2B.10. Earnings per share

Basic earnings per share is calculated by dividing the net profit for the year attributable to equity shareholders by the weighted average number of equity shares outstanding during the year. For the purpose of calculating diluted earnings per share, the net profit for the year attributable to equity shareholders and the weighted average numbers of shares outstanding during the year are adjusted for the effects of dilutive potential equity shares, if any.

2B.11. Current and Deferred tax

Tax expense for the period, comprising current tax and deferred tax, are included in the determination of the net profit or loss for the period.

The current income tax charge is calculated on the basis of the tax laws enacted or substantively enacted at the end of the reporting period. Management periodically evaluates positions taken in tax returns with respect to situations in which applicable tax regulation is subject to interpretation and considers whether it is probable that a taxation authority will accept an uncertain tax treatment. The Company measures its tax balances for uncertain tax positions either based on the most likely amount or the expected value, depending on which method provides a better prediction of the resolution of the uncertainty.

Deferred tax is provided using the liability method on temporary differences between the tax bases of assets and liabilities and their carrying amounts in the financial statements as at the reporting date.

Deferred tax liabilities are recognised for all taxable temporary differences except when they arise from initial recognition of goodwill. Deferred income tax is also not recognised if it arises from initial recognition of an asset or liability in a transaction other than business combination that at the time of the transaction affects neither accounting profit nor taxable profit (tax loss) and does not give rise to equal taxable and deductible temporary differences.

Deferred tax assets are recognised for all deductible temporary differences, unused tax losses and unused tax credits to the extent that it is probable that future taxable amounts will be available against which such

deductible temporary differences, unused tax losses and unused tax credits can be utilised.

The carrying amount of deferred tax assets is reviewed at each reporting date and reduced to the extent that it is no longer probable that sufficient future taxable amounts will be available to allow all or part of the deferred tax asset to be utilised. Unrecognised deferred tax assets are re-assessed at each reporting date and are recognised to the extent that it has become probable that future taxable amounts will allow the deferred tax asset to be recovered.

Deferred tax assets and liabilities are measured at the tax rates that are expected to apply in the year when the asset is realised or the liability is settled, based on tax rates (and tax laws) that have been enacted or substantively enacted at the reporting date.

Current and deferred tax relating to items recognised outside the Statement of profit and loss are recognised either in other comprehensive income or in equity, in correlation with the underlying transaction.

Deferred tax assets and deferred tax liabilities are offset if a legally enforceable right exists to set off current tax assets against current tax liabilities and the deferred taxes relate to the same taxable entity and the same taxation authority.

Current tax assets and tax liabilities are offset where the entity has a legally enforceable right to offset and intends either to settle on a net basis, or to realise the asset and settle the liability simultaneously.

2B.12. Provisions and Contingent Liabilities

Provisions: Provisions are recognised when there is a present legal or constructive obligation as a result of a past event, it is probable that an outflow of resources embodying economic benefits will be required to settle the obligation and a reliable estimate of the amount of the obligation can be made. Provisions are measured at the present value of management's best estimate of the expenditure required to settle the present obligation at the Balance Sheet date.

Contingent Liabilities: Contingent liabilities are disclosed when there is a possible obligation arising from past events, the existence of which will be confirmed only by the occurrence or non-occurrence of one or more uncertain future events not wholly within the control of the Company or a present obligation that arises from past events where it is either not probable

Notes to the Financial Statements

(All amounts in ₹ million, except per share and share data)

that an outflow of resources will be required to settle or a reliable estimate of the amount cannot be made.

2B.13. Cash and cash equivalents

Cash and cash equivalents include cash in hand, demand deposits with banks and other short-term highly liquid investments with original maturities of three months or less that are readily convertible to known amounts of cash and which are subject to an insignificant risk of changes in value.

2B.14. Financial Instruments

Financial assets and liabilities are recognised when the company becomes a party to the contract that gives rise to financial assets and liabilities. Financial assets and liabilities are initially measured at fair value. Transaction costs that are directly attributable to the acquisition or issue of financial assets and financial liabilities (other than financial assets and financial liabilities at fair value through profit or loss) are added to or deducted from the fair value measured on initial recognition of financial asset or financial liability.

(a) Financial Assets :

Financial assets at amortised cost

Financial assets are subsequently measured at amortised cost if these financial assets are held within a business model whose objective is to hold these assets in order to collect contractual cash flows and the contractual terms of the financial asset gives rise on specified dates to cash flows that are solely payments of principal and interest on the principal amount outstanding. Financial assets classified at amortised cost comprises trade receivables, loans, deposits and balance with banks.

Financial assets at fair value through other comprehensive income

Financial assets are measured at fair value through other comprehensive income if these financial assets are held within a business model whose objective is achieved by both collecting contractual cash flows and selling financial assets and the contractual terms of the financial asset gives rise on specified dates to cash flows that are solely payments of principal and interest on the principal amount outstanding. There are no financial assets which are carried at fair value through other comprehensive income.

Financial assets at fair value through profit or loss

Financial assets are measured at fair value through profit or loss unless it is measured at amortised cost or at fair value through other comprehensive income on initial recognition. The transaction costs directly attributable to the acquisition of financial assets at fair value through profit or loss are immediately recognised in Statement of Profit and Loss. There are no financial assets which are carried at fair value through profit or loss.

De-recognition of financial asset and financial liabilities

The Company derecognises a financial asset when the contractual rights to the cash flows from the financial asset expire or it transfers the financial asset and the transfer qualifies for derecognition under Ind AS 109. A financial liability (or a part of a financial liability) is derecognised when the obligation specified in the contract is discharged or cancelled or expires.

Impairment of financial assets

The Company assesses at each Balance Sheet date whether a financial asset or a group of financial assets is impaired. The Company recognises lifetime expected credit losses for all trade receivables using a provision matrix approach as permitted by Ind AS 109. For all other financial assets, expected credit losses are measured at an amount equal to the 12-month expected credit losses or at an amount equal to the life time expected credit losses if the credit risk on the financial asset has increased significantly since initial recognition.

(b) Financial Liabilities :

Financial liabilities are subsequently carried at amortized cost using the effective interest rate method. For trade and other payables maturing within one year from the Balance Sheet date, the carrying amounts approximate fair value due to short maturity of these instruments.

2B.15. Trade and other payables

The amounts represent liabilities for goods and services provided prior to the end of financial year which are unpaid. The amounts are unsecured and are usually paid within the credit period given by the



Notes to the Financial Statements

(All amounts in ₹ million, except per share and share data)

vendors. Trade and other payables are presented as current liabilities unless payment is not due within 12 months after the reporting period. They are recognised initially at their fair value and subsequently measured at amortised cost using the effective interest method.

2B.16. Contributed equity

Equity shares are classified as equity. Incremental costs directly attributable to the issue of new shares are shown in equity as a deduction, net of tax, from the proceeds.

2B.17. Dividends

Provision is made for the amount of any dividend declared, being appropriately authorised and no longer at the discretion of the entity, on or before the end of the reporting period but not distributed at the end of reporting period.

2B.18. Fair value measurement

Fair value is the price that would be received to sell an asset or paid to transfer a liability in an orderly transaction between market participants at the measurement date. The fair value measurement is based on the presumption that the transaction to sell the asset or transfer the liability takes place either:

- In the principal market for the asset or liability, or
- In the absence of a principal market, in the most advantageous market for the asset or liability

The principal or the most advantageous market must be accessible to the Company. The fair value of an asset or a liability is measured using the assumptions that market participants would use when pricing the asset or liability, assuming that market participants act in their best economic interests. A fair value measurement of a non-financial asset takes into account a market participant's ability to generate economic benefits

by using the asset to its highest and best use or by selling it to another market participant that would use the asset to its highest and best use. The Company uses valuation techniques that are appropriate in the circumstances and for which sufficient data are available to measure fair value, maximising the use of relevant observable inputs and minimising the use of unobservable inputs.

All assets and liabilities for which fair value is measured or disclosed in the financial statements are categorised within the fair value hierarchy, described as follows, based on the lowest level input that is significant to the fair value measurement as a whole:

Level 1 : Quoted (unadjusted) market prices in active markets for identical assets or liabilities

Level 2 : Valuation techniques for which the lowest level input that is significant to the fair value measurement is directly or indirectly observable

Level 3 : Valuation techniques for which the lowest level input that is significant to the fair value measurement is unobservable

For assets and liabilities that are recognised in the financial statements on a recurring basis, the Company determines whether transfers have occurred between levels in the hierarchy by re-assessing categorisation (based on the lowest level input that is significant to the fair value measurement as a whole) at the end of each reporting period.

2B.19. Amounts included in the financial statements are reported in millions of Indian rupees except share and per share data, as per the requirement of Schedule III, unless otherwise stated. The sign '0.0' in the financial statements indicates that the amounts involved are below ₹ one lac and the sign '-' indicates that amounts are nil.

Notes to the Financial Statements

(All amounts in ₹ million, except per share and share data)

3A Property, plant and equipment, right-of-use assets and capital work-in-progress

	Freehold land	Buildings	Roads and culverts	Plant and machinery	Vehicles	Office equipment(*)	Furniture and fixtures	Total	Right-of-use assets (Refer note 34)	Capital work-in progress
Gross Carrying Amount										
As at 31 March 2022	4.9	415.2	10.6	675.4	7.8	287.7	110.7	1,512.3	176.0	25.8
Additions	-	6.2	-	41.9	-	43.8	-	91.9	24.3	39.4
Disposals / Reversal	-	0.1	-	9.7	-	3.4	0.1	13.3	-	-
Transfers	-	-	-	-	-	-	-	-	-	48.1
As at 31 March 2023	4.9	421.3	10.6	707.6	7.8	328.1	110.6	1,590.9	200.3	17.1
Additions	-	5.7	4.0	27.8	11.4	39.8	7.9	96.6	12.4	22.8
Disposals / Reversal	-	-	-	14.2	7.4	11.5	0.0	33.1	18.2	-
Transfers	-	-	-	-	-	-	-	-	-	33.4
As at 31 March 2024	4.9	427.0	14.6	721.2	11.8	356.4	118.5	1,654.4	194.5	6.5
Accumulated depreciation and impairment										
As at 31 March 2022	-	141.4	8.4	400.8	6.2	209.3	75.4	841.5	101.9	3.8
Depreciation charge	-	25.9	1.4	42.4	1.1	42.9	11.0	124.7	37.9	-
Disposals	-	-	-	0.1	-	3.3	-	3.4	-	-
As at 31 March 2023	-	167.3	9.8	443.1	7.3	248.9	86.4	962.8	139.8	3.8
Depreciation charge	-	22.3	0.4	41.7	2.1	40.4	10.3	117.2	30.9	-
Disposals	-	-	-	11.1	7.0	11.2	0.0	29.3	18.2	-
As at 31 March 2024	-	189.6	10.2	473.7	2.4	278.1	96.7	1,050.7	152.5	3.8
Net Carrying Amount										
As at 31 March 2023	4.9	254.0	0.8	264.5	0.5	79.2	24.2	628.1	60.5	13.3
As at 31 March 2024	4.9	237.4	4.4	247.5	9.4	78.3	21.8	603.7	42.0	2.7

* Includes IT equipment.

a. Capital commitments: Refer note 32(a) for capital commitments for the acquisition of property, plant and equipment.

Capital work-in progress

(a) Ageing schedule

	Amount in capital work-in progress for				Total
	Less than 1 year	1-2 years	2-3 years	More than 3 years	
As at 31 March 2024					
Projects in progress	2.7	-	-	-	2.7
Projects temporarily suspended	-	-	-	3.8	3.8

Notes to the Financial Statements

(All amounts in ₹ million, except per share and share data)

As at 31 March 2023	Amount in capital work-in progress for				Total
	Less than 1 year	1-2 years	2-3 years	More than 3 years	
Projects in progress	13.3	-	-	-	13.3
Projects temporarily suspended	-	-	-	-	-

(b) There are no capital work-in-progress during the year ended 31 March 2024 and year ended 31 March 2023 whose completion is overdue or has exceeded its cost compared to its original plan.

3B Intangible assets

	Computer Software
Gross Carrying Amount	
As at 31 March 2023	-
Additions	22.4
Disposals / Reversal	-
As at 31 March 2024	22.4
Accumulated Amortisation	
As at 31 March 2023	-
Amortisation	1.3
Disposals	-
As at 31 March 2024	1.3
Net Carrying Amount	
As at 31 March 2024	21.1

4 Loans

	As at 31 March 2024	As at 31 March 2023
Non-current		
Loans to employees	2.7	8.8
	2.7	8.8
Current		
Loans to employees	1.3	0.8
	1.3	0.8
Break-up of security details for loans		
Loans receivables considered good - secured	-	-
Loans receivables considered good - unsecured	4.0	9.6
Loans receivables which have significant increase in credit risk	-	-
Loans receivables - Credit impaired	-	-
Total	4.0	9.6
Less: Loss allowance	-	-
Total Loans receivables	4.0	9.6

Notes to the Financial Statements

(All amounts in ₹ million, except per share and share data)

5 Other financial assets

	As at 31 March 2024	As at 31 March 2023
Non-current		
Unsecured, considered good		
Security deposits	24.7	31.0
	24.7	31.0
Unsecured, considered doubtful		
Security deposits	4.6	4.6
Less: Loss allowance for doubtful deposits	(4.6)	(4.6)
	-	-
	24.7	31.0
Current		
Unsecured, considered good		
Security deposits	18.4	0.6
Interest accrued on deposits with banks	22.7	17.9
Receivable from related parties [Refer note 33(iv)]	137.7	87.2
	178.8	105.7

6 Current tax assets (net) (non-current)

	As at 31 March 2024	As at 31 March 2023
Advance tax [net of provision for income tax ₹ 1,100.9 (2023: ₹ 774.1)]	526.3	515.7
	526.3	515.7

7 Deferred tax assets (net)

(a) The balance comprises of temporary differences attributable to:

	As at 31 March 2024	As at 31 March 2023
Deferred tax assets		
Provision for employee benefits	91.1	98.4
Compensation towards voluntary retirement of employees	31.9	42.6
Other expenses allowance on payment for tax purposes	18.1	10.6
Provision for doubtful advances	10.1	7.1
Allowance for expected credit loss (net)	55.9	42.2
Lease liability	11.6	18.1
Difference between tax base and carrying amounts of property, plant and equipment	4.4	3.0
Total deferred tax assets	223.1	222.0
Deferred tax liabilities		
Right-of-use assets	(10.6)	(15.3)
Net deferred tax assets	212.5	206.7



Notes to the Financial Statements

(All amounts in ₹ million, except per share and share data)

7 Deferred tax assets (net) (Contd.)

(b) Movement in the deferred tax assets / (liabilities) :

	As at 31 March 2023	(Charge) / Benefit to the Profit or Loss	(Charge) / Benefit to Other Comprehensive Income	As at 31 March 2024
Deferred tax assets				
Provision for employee benefits	98.4	(4.0)	(3.3)	91.1
Compensation towards voluntary retirement of employees	42.6	(10.7)	-	31.9
Other expenses allowance on payment for tax purposes	10.6	7.5	-	18.1
Provision for doubtful advances	7.1	3.0	-	10.1
Allowance for expected credit loss (net)	42.2	13.7	-	55.9
Lease Liability	18.1	(6.5)	-	11.6
Difference between tax base and carrying amounts of property, plant and equipment	3.0	1.4	-	4.4
	222.0	4.3	(3.3)	223.1
Deferred tax liabilities				
Right-of-use assets	(15.3)	4.7	-	(10.6)
	(15.3)	4.7	-	(10.6)
Net deferred tax assets	206.7	9.0	(3.3)	212.5

(b) Movement in the deferred tax assets / (liabilities) :

	As at 31 March 2022	(Charge) / Benefit to the Profit or Loss	(Charge) / Benefit to Other Comprehensive Income	As at 31 March 2023
Deferred tax assets				
Provision for employee benefits	90.9	(1.3)	8.8	98.4
Compensation towards voluntary retirement of employees	-	42.6	-	42.6
Other expenses allowance on payment for tax purposes	15.8	(5.2)	-	10.6
Provision for doubtful advances	8.7	(1.6)	-	7.1
Allowance for expected credit loss (net)	38.0	4.2	-	42.2
Lease Liability	21.7	(3.6)	-	18.1
Difference between tax base and carrying amounts of property, plant and equipment	6.6	(3.6)	-	3.0
	181.7	31.5	8.8	222.0
Deferred tax liabilities				
Right-of-use assets	(18.7)	3.4	-	(15.3)
	(18.7)	3.4	-	(15.3)
Net deferred tax assets	163.0	34.9	8.8	206.7

The tax impact for the above purpose has been arrived at by applying the tax rate of 25.17% (2023 - 25.17%) being the prevailing tax rate under the Income Tax Act, 1961.

Notes to the Financial Statements

(All amounts in ₹ million, except per share and share data)

8 Other assets

	As at 31 March 2024	As at 31 March 2023
Non-current		
Unsecured, considered good		
Capital advances	-	0.0
Balances with Government Authorities	17.5	29.9
	17.5	29.9
Current		
Unsecured, considered good		
Balances with Government Authorities	158.8	141.9
Advances to suppliers	7.9	4.5
Prepaid expenses	109.6	117.7
Employee advances	2.2	2.0
	278.5	266.1
Unsecured, considered doubtful		
Balances with Government Authorities	47.7	35.3
Less: Provision for doubtful balances	(47.7)	(35.3)
	-	-
	278.5	266.1

9 Inventories

	As at 31 March 2024	As at 31 March 2023
Raw materials [includes in transit : ₹ 27.16 (2023: ₹ 17.9)] [Refer note (a) below]	207.6	167.1
Packing materials [Refer note (b) below]	13.4	15.1
Work-in-progress [Refer note (c) below]	47.3	16.7
Finished goods [Refer note (d) below]	437.4	372.1
Stock-in-trade [includes in transit : ₹ NIL (2023: ₹ 185.9)] [Refer note (e) below]	1,555.7	1,313.9
Stores and spares	17.4	17.2
	2,278.8	1,902.1

Notes:

- (a) Net of provision for raw materials amounting to ₹ 0.2 (2023: ₹ 8.1)
- (b) Net of provision for packing materials amounting to ₹ 2.9 (2023: ₹ 1.1)
- (c) Net of provision for work-in-progress amounting to ₹ Nil (2023: ₹ 0.8)
- (d) Net of provision for finished goods amounting to ₹ 0.2 (2023: ₹ 1.2)
- (e) Net of provision for stock-in-trade amounting to ₹ 5.8 (2023: ₹ 5.1)

Notes to the Financial Statements

(All amounts in ₹ million, except per share and share data)

11 Cash and cash equivalents

	As at 31 March 2024	As at 31 March 2023
Balances with banks		
Current accounts	188.7	25.0
Demand deposits with original maturity of less than 3 months	4,867.0	4,978.4
	5,055.7	5,003.4

12 Bank balances other than cash and cash equivalents

	As at 31 March 2024	As at 31 March 2023
Unclaimed dividend accounts	2.7	1.4
	2.7	1.4

13 Equity share capital

	As at 31 March 2024	As at 31 March 2023
Authorised equity share capital		
Equity share capital of ₹ 2 each		
25,000,000 (2023: 25,000,000) equity shares	50.0	50.0

	As at 31 March 2024	As at 31 March 2023
(a) Issued equity share capital		
Equity shares of ₹ 2 each issued, subscribed and fully paid		
25,000,000 (2023: 25,000,000) equity shares	50.0	50.0

Reconciliation of the shares outstanding at the beginning and at the end of the reporting period

	As at 31 March 2024		As at 31 March 2023	
	Number of shares	Amount	Number of shares	Amount
Equity Shares				
At the commencement of the year	25,000,000	50.0	25,000,000	50.0
Add: Shares issued	-	-	-	-
Outstanding at the end of the year	25,000,000	50.0	25,000,000	50.0

(b) Terms and rights attached to equity shares

The Company has one class of equity shares having a par value of ₹ 2 per share. Each shareholder is eligible for one vote per share held. The Company declares and pays dividends in Indian rupees.

In the event of liquidation of the Company, the holders of equity shares will be entitled to receive remaining assets of the Company, after distribution of all preferential amounts. The distribution will be in proportion to the number of equity shares held by the shareholders.



Notes to the Financial Statements

(All amounts in ₹ million, except per share and share data)

13 Equity share capital (Contd.)

(c) Details of shareholders holding more than 5% shares in the Company

Particulars	As at 31 March 2024		As at 31 March 2023	
	Number of shares	% holding	Number of shares	% holding
Equity shares of ₹ 2 each fully paid				
AstraZeneca Pharmaceuticals AB, Sweden (Holding Company)	18,750,000	75.0%	18,750,000	75.0%
Tejas B. Trivedi, Minaxi B. Trivedi and Shivani T. Trivedi*	1,748,434	6.99%	1,737,038	6.9%

*Being 'persons acting in concert' under Regulation 29(1) of SEBI (Substantial Acquisition of Shares and Takeovers) Regulation, 2011.

(d) Shares held by holding / ultimate holding company

Particulars	As at 31 March 2024		As at 31 March 2023	
	Number of shares	% holding	Number of shares	% holding
AstraZeneca Pharmaceuticals AB, Sweden (Holding Company)	18,750,000	75%	18,750,000	75%

(e) The Company has not allotted any fully paid-up equity shares by way of bonus shares, or pursuant to a contract without payment being received in cash or bought back equity shares during the period of five years immediately preceding the Balance Sheet date.

(f) Details of shareholding of promoters at the end of the year:

Particulars	As at 31 March 2024	As at 31 March 2023
Promoter name	AstraZeneca Pharmaceuticals AB, Sweden (Holding Company)	AstraZeneca Pharmaceuticals AB, Sweden (Holding Company)
No. of Shares	18,750,000	18,750,000
% of total shares	75%	75%
% Change during the year	0%	0%

14 Other equity

	As at 31 March 2024	As at 31 March 2023
Capital reserve	723.5	723.5
General reserve	531.3	531.3
Employee share compensation reserve	32.9	25.7
Retained earnings	5,781.5	4,556.4
	7,069.2	5,836.9

For movement in other equity, also refer Statement of changes in equity.

Notes to the Financial Statements

(All amounts in ₹ million, except per share and share data)

14 Other equity (Contd.)

Nature and purpose of reserves:

(i) Capital reserve

Capital reserve represents voluntary non-repayable grant from AstraZeneca Pharmaceutical AB, Sweden to the Company during the financial year 2013-14. Consequent to subvention agreement dated 7 May 2013 between the Company and AstraZeneca Pharmaceutical AB ("the Promoter Company"), the promoter company had provided a voluntary non-repayable financial grant in order to assist the Company in its efforts to establish presence and grow in the Indian market.

(ii) General reserve

General reserve represents appropriation of profits from retained earnings.

(iii) Employee share compensation reserve

The employee share compensation reserve is used to recognise the grant date fair value of restricted stock units issued to employees under ultimate holding company's long-term incentive stock compensation plan.

(iv) Retained earnings

Retained earnings comprises prior and current year's undistributed earnings after tax.

15 Trade payables

	As at 31 March 2024	As at 31 March 2023
Current		
Micro and small enterprises (Refer note 42)	36.1	66.2
	36.1	66.2
Related parties [Refer note 33(iv)]	222.7	629.2
Others	1,706.3	1,583.4
	1,929.0	2,212.6
	1,965.1	2,278.8

Trade Payables ageing schedule

As at 31 March 2024	Less than 1 year	1-2 years	2-3 years	More than 3 years	Total
(i) Undisputed dues - Micro and small enterprises	36.1	-	-	-	36.1
(ii) Undisputed dues - Others	1,846.3	42.4	14.0	26.3	1,929.0
(iii) Disputed dues - Micro and small enterprises	-	-	-	-	-
(iv) Disputed dues - Others	-	-	-	-	-

Trade Payables ageing schedule

As at 31 March 2023	Less than 1 year	1-2 years	2-3 years	More than 3 years	Total
(i) Undisputed dues - Micro and small enterprises	66.2	-	-	-	66.2
(ii) Undisputed dues - Others	2,080.3	28.4	35.0	68.9	2,212.6
(iii) Disputed dues - Micro and small enterprises	-	-	-	-	-
(iv) Disputed dues - Others	-	-	-	-	-

Note: Ageing has been determined based on the transaction date.

Notes to the Financial Statements

(All amounts in ₹ million, except per share and share data)

16 Other financial liabilities

	As at 31 March 2024	As at 31 March 2023
Current		
Capital creditors	4.9	4.1
Payable to employees	271.7	258.4
Unclaimed dividends [Refer note below]	2.7	1.4
Other payables	30.8	39.8
	310.1	303.7

Note:

There are no amounts due for payment to the Investor Education and Protection Fund under section 125 of The Companies Act, 2013 as at the year end.

17 Lease liabilities

	As at 31 March 2024	As at 31 March 2023
Non-current (Refer note 34)		
Lease liability	27.8	36.9
	27.8	36.9
Current (Refer note 34)		
Lease liability	18.1	35.2
	18.1	35.2

	As at 31 March 2024	As at 31 March 2023
Net debt reconciliation		
Non-current lease liability	27.8	36.9
Current lease liability	18.1	35.2
Total net debt	45.9	72.1

	Cash and cash equivalents	Lease Liabilities	Total
Net debt as at 31 March 2022	4,484.2	(86.3)	4,397.9
Cash Flows	519.2	44.8	564.0
Interest cost on lease liabilities	-	(6.3)	(6.3)
Leases acquired during the year	-	(24.3)	(24.3)
Net debt as at 31 March 2023	5,003.4	(72.1)	4,931.3
Cash Flows	52.3	43.8	96.1
Interest cost on lease liabilities	-	(5.2)	(5.2)
Leases acquired during the year	-	(12.4)	(12.4)
Net debt as at 31 March 2024	5,055.7	(45.9)	5,009.8

Notes to the Financial Statements

(All amounts in ₹ million, except per share and share data)

18 Other liabilities

	As at 31 March 2024	As at 31 March 2023
Current		
Statutory liabilities	214.9	332.5
Refund liabilities for expected sales returns [Refer note below]	66.1	46.4
Deferred revenue	490.5	398.0
Advance from customers	5.6	3.7
	777.1	780.6

Note:

The amount is estimated on the basis of past experience of the pattern of sales returns. The Company has not recognised asset for 'right to recover returned goods' under 'Other current assets' as it estimates the value of the returned Inventory to be NIL.

19 Provisions

	As at 31 March 2024	As at 31 March 2023
Non-current		
Provision for employee benefits		
Provision for provident fund [Refer note 35(iii)(C)(f)]	44.4	69.0
Provision for long-term service awards	13.3	12.4
Provision for termination benefits	4.4	4.2
	62.1	85.6
Current		
Provision for employee benefits		
Provision for gratuity [Refer note 35(iii)(C)(f)]	18.5	13.8
Provision for provident fund [Refer note 35(iii)(C)(f)]	10.6	6.3
Provision for compensated absences	246.0	236.4
Provision for long-term service awards	3.1	3.7
Provision for termination benefits	2.4	1.2
	280.6	261.4
Others		
Provision for indirect tax matters [Refer note (a)]	40.7	42.5
Provision for other obligations [Refer note (b) and (c)]	112.9	112.9
	153.6	155.4
	434.2	416.8



Notes to the Financial Statements

(All amounts in ₹ million, except per share and share data)

19 Provisions (Contd.)

	Indirect tax matters	Other Obligations
Movement of other provisions:		
Balance as on 31 March 2022	42.5	99.5
Provisions during the year	-	13.4
Amount written back during the year upon settlement of cases	-	-
Balance as on 31 March 2023	42.5	112.9
Provisions during the year	-	-
Amount written back during the year upon settlement of cases	1.8	-
Balance as on 31 March 2024	40.7	112.9

Notes:

- Provision for indirect tax matters is created in respect of likely adverse outcome of indirect tax cases pending against the Company.
- The Company had received a notice from Bruhat Bangalore Mahanagara Palike (BBMP) on 7 August 2014, followed by reminder notices, demanding ₹ 70.8 (2023: ₹ 70.8) as improvement charges for its factory land. The Company filed a writ petition with the Honourable High Court of Karnataka ('Court') challenging the levy of aforesaid improvement charges. The Court had granted an interim order of stay on said demand notice. The Company's writ petition remains pending in the Court.
- Provision for other obligation includes ₹ 42.1 (2023: ₹ 42.1) pertaining to demand from National Pharmaceutical Pricing Authority ('NPPA') alleging overcharging for certain drugs. The Company's representation on the said matter is pending with NPPA.

Management, as a prudent accounting practice has provided in respect of aforesaid matters. These provisions are based on management's estimate of probable outflow on account of settlement after considering advice obtained from external consultants or legal advisors, where considered necessary. The Company intends to pursue the necessary legal recourse, if required, in these matters. Management cannot estimate with certainty the timing of the final outcome.

20 Current tax liabilities (net)

	As at 31 March 2024	As at 31 March 2023
Current tax liabilities [net of advance tax ₹ 1,100.3 (2023: ₹ 1,004.7)]	66.6	24.2
	66.6	24.2

21 Income tax

- The major components of income tax expense for the years ended 31 March 2024 and 31 March 2023 are:

	For the year ended 31 March 2024	For the year ended 31 March 2023
Income tax expense		
Current tax	535.5	383.0
Tax provision relating to earlier year	53.8	-
Total Current tax	589.3	383.0
Deferred tax		
Decrease/(Increase) in deferred tax assets	(4.3)	(31.5)
(Decrease)/Increase in deferred tax liabilities	(4.7)	(3.4)
Total deferred tax (benefit)/charge	(9.0)	(34.9)
Income tax expense	580.3	348.1

Notes to the Financial Statements

(All amounts in ₹ million, except per share and share data)

21 Income tax (Contd.)

	For the year ended 31 March 2024	For the year ended 31 March 2023
Tax recognized in Other Comprehensive Income (OCI)		
Deferred tax related to items recognised in OCI during the year:		
Remeasurement of defined benefit plans	3.3	(8.8)
Income tax charged/ (credited) to OCI	3.3	(8.8)

(ii) Effective tax reconciliation

	As at 31 March 2024	As at 31 March 2023
Profit before tax	2,195.4	1,341.0
Enacted tax rate in India (%)	25.17%	25.17%
Expected tax expense (computed)	552.5	337.5
Add / (Less): Reconciling items:		
Expenses disallowed for tax purposes	15.3	10.6
Impact of differential tax rate on income resulting from Advance Pricing Agreement	12.5	-
Income tax expense	580.3	348.1

iii) Transfer Pricing

The Finance Act, 2001, introduced, with effect from Assessment Year 2002-03 (effective April 1, 2001), detailed Transfer Pricing Regulations (the regulations) for computing the taxable income and expenditure from “international transactions” between “associate enterprises” on an “arm’s length” basis. The regulations, inter alia, also require the maintenance of prescribed documentation and information, including furnishing a report from an Accountant before the due date of filing the Return of Income.

For the year ended March 31, 2024, the Company will obtain the prescribed certificate from the Independent Accountant, as required by the regulations for all international transactions, and further, shall take necessary steps including maintaining a study for the international transactions. In this regard, based on the analysis of margins for the year ended March 31, 2024, the Company is of the view that, the transactions with the said enterprises are on arm’s length basis.

22 Revenue from operations

	For the year ended 31 March 2024	For the year ended 31 March 2023
Revenue from contracts with customers		
Sale of pharmaceutical products		
Finished goods	3,665.5	3,273.1
Traded goods	8,390.9	6,144.4
Sale of services to related parties [Refer note 33(ii)]	898.9	612.2
	12,955.3	10,029.7



Notes to the Financial Statements

(All amounts in ₹ million, except per share and share data)

23 Other income

	For the year ended 31 March 2024	For the year ended 31 March 2023
Interest income		
Interest income on deposits carried at amortised cost	325.7	231.2
Other income		
Profit on sale of property, plant and equipment (net)	0.3	24.9
Net gain on account of foreign exchange fluctuations	-	2.8
Provisions no longer required written back	1.8	-
Miscellaneous income	20.2	2.1
	348.0	261.0

24 Cost of materials consumed

	For the year ended 31 March 2024	For the year ended 31 March 2023
Raw materials consumed	1,244.9	796.2
Packing materials consumed	45.3	47.6
	1,290.2	843.8

25 Purchase of Stock-in-Trade

	For the year ended 31 March 2024	For the year ended 31 March 2023
Stock-in-Trade purchased	4,993.1	3,244.6
	4,993.1	3,244.6

26 Changes in inventories of finished goods, work-in-progress and stock-in-trade

	For the year ended 31 March 2024	For the year ended 31 March 2023
Inventories at the beginning of the year		
Finished goods	372.1	385.3
Work-in-progress	16.7	30.6
Traded goods	1,313.9	798.2
	A 1,702.7	1,214.1
Inventories at the end of the year		
Finished goods	437.4	372.1
Work-in-progress	47.3	16.7
Traded goods	1,555.7	1,313.9
	B 2,040.4	1,702.7
Changes in inventories	(A-B) (337.7)	(488.6)

Notes to the Financial Statements

(All amounts in ₹ million, except per share and share data)

27A Employee benefit expense

	For the year ended 31 March 2024	For the year ended 31 March 2023
Salaries, bonus and allowances	2,037.4	2,252.3
Gratuity [Refer note 35(iii)(C)(d)]	42.8	47.8
Contribution to provident and other funds (Refer note 35(i) and 35(iii)(C)(d))	103.7	109.1
Employee stock compensation expense [Refer note (a) below]	27.4	23.7
Staff welfare expenses	203.2	158.1
	2,414.5	2,591.0

Notes:

- (a) Represents charge in respect of Restricted Stock Units issued by AstraZeneca Plc, United Kingdom “the ultimate holding company” to qualifying employees of the Company [Refer note 36].
- (b) Employee benefit expenses shown above is net of reimbursable expenses recovered from related parties under appropriate line items [Refer note 33].

27B Exceptional items:

The Company has entered into an Advance Pricing Agreement with Central Board of Direct Taxation for financial years 2015-2016 to 2019-2020 for which there were certain previously disclosed disputed Transfer Pricing matters consequent to which an amount of ₹ 164.3 is included as Exceptional income during the year.

During the year ended 31 March 2023, the Company had announced Voluntary Retirement Scheme (VRS) and had incurred an expense amounting to ₹ 211.3. The Company had also incurred separation cost amounting to ₹ 191.0. The aforesaid VRS expenses and separation cost aggregating to ₹ 402.3 is disclosed as exceptional items.

28A Other expenses

	For the year ended 31 March 2024	For the year ended 31 March 2023
Selling, marketing and distribution	860.1	597.4
Travel and conveyance	209.3	243.8
Legal and professional [Refer note (b) below]	352.4	239.6
Clinical trials	728.6	591.6
Power and fuel	48.7	55.4
Rent [Refer note 34]	4.6	-
Carriage outwards	55.3	64.8
Repairs and maintenance		
- Buildings	18.3	9.5
- Plant and machinery	38.8	40.4
- Others	5.2	10.1
Rates and taxes	27.6	23.5
Clearing and forwarding charges	59.4	53.5
Consumption of stores and spare parts	22.1	24.4
Communication expenses	30.4	30.2
Insurance	38.7	29.5
Bad debts written off	-	0.3
Impairment of Other assets	12.4	-
Net loss on foreign currency transactions	5.0	-

Notes to the Financial Statements

(All amounts in ₹ million, except per share and share data)

28A Other expenses (Contd.)

	For the year ended 31 March 2024	For the year ended 31 March 2023
Expenditure towards Corporate Social Responsibility (CSR) activities (Refer note 41)	22.4	21.3
Royalty	36.3	36.8
Miscellaneous expenses	120.7	98.9
	2,696.3	2,171.0

Notes:

(a) Other expenses shown above are net of reimbursable expenses recovered from related parties under appropriate line items (Refer note 33).

(b) Payments to auditors (*):

	For the year ended 31 March 2024	For the year ended 31 March 2023
As auditor		
Audit fees	4.9	4.5
Tax audit fees	0.4	0.4
Reimbursement of out of pocket expenses	0.3	0.8
	5.6	5.7

(*) Excludes GST

28B Depreciation and amortisation

	For the year ended 31 March 2024	For the year ended 31 March 2023
Depreciation on property, plant and equipment	117.2	124.7
Depreciation on right of use assets	30.9	37.9
Amortisation of intangible assets	1.3	-
	149.4	162.6

29 Finance costs

	For the year ended 31 March 2024	For the year ended 31 March 2023
Interest cost		
Lease liabilities (Refer note 34)	5.2	6.3
Shortfall in payment of statutory dues	6.8	-
	12.0	6.3

30 Earnings per share

	For the year ended 31 March 2024	For the year ended 31 March 2023
Profit after tax	1,615.1	992.9
Weighted average number of equity shares outstanding during the year considered for basic and diluted EPS	25,000,000	25,000,000
Basic and diluted earnings per share	64.6	39.7

Notes to the Financial Statements

(All amounts in ₹ million, except per share and share data)

31 Segment reporting

The Company is engaged in the business of manufacture, distribution and marketing of pharmaceutical products and provides clinical trial services to an overseas group company. The Chief Operating Decision Maker (CODM) reviews the Company level data for resource allocation and assessment of the Company's performance. As the Company's activities fall within a single business segment, separate segment wise disclosures are not applicable. The additional disclosures as required by IND AS 108 are as below:

(a) Revenue from major products and services

The following is an analysis of the Company's revenue from major products and services:

	For the year ended 31 March 2024	For the year ended 31 March 2023
Revenue from external customers		
Sale of pharmaceutical products		
- Tablets	8,709.4	7,542.9
- Injectables	3,166.3	1,673.6
- Inhalation	180.7	201.0
Revenue from related parties		
Sale of services to related parties- Clinical trials [Refer note 33(ii)]	898.9	612.2
	12,955.3	10,029.7

(b) Geographic information

Revenues generated from operations are from sales to customers both within and outside of India. Details of the same are stated below. The information below is based on the location of the customers.

	For the year ended 31 March 2024	For the year ended 31 March 2023
India	12,019.3	9,389.2
Outside India	936.0	640.5
	12,955.3	10,029.7

(c) Information about major customers

There are no customers with whom company earns revenue of more than 10% in the current year and previous year.

(d) Location of non-current assets

Non-current operating assets including property, plant and equipment and capital work-in-progress are all located in India.

32 Commitments and contingencies

Particulars	As at 31 March 2024	As at 31 March 2023
(a) Commitments		
Capital commitments		
Estimated amount of contracts remaining to be executed on capital account (net of advances) and not provided for	6.1	6.6

Notes to the Financial Statements

(All amounts in ₹ million, except per share and share data)

32 Commitments and contingencies (Contd.)

(b) Contingent liabilities

Claims against the company not acknowledged as debts

(i) Taxation matters

Particulars	As at 31 March 2024	As at 31 March 2023
Indirect tax matters*	392.0	371.1
Income tax matters #	970.7	931.4

* Indirect tax matters:

The matters are related to demands (including interest and penalties, where applicable) raised by the Indirect tax authorities related to service tax and goods and services tax (GST) for earlier financial years.

The demands relating to service tax have been raised on expenses incurred in foreign currency, reimbursements from overseas group companies, recovery of notice period pay from former employees and ineligible input tax credit claimed on certain expenses. The GST demand pertains to certain category of medicines supplied by the Company as part of the Patient Assistance Programs. The Company has filed appeals before the relevant authorities against the above demands, which are pending for adjudication.

The Company believes that it has a strong case on merits to contest the aforesaid demands and that the ultimate outcome of these proceedings will not have a material adverse effect on the Company's financial position and results of operations.

Income Tax:

These matters are related to demands (including interest, where applicable) raised during the current year and in earlier years by the Income tax authorities in respect of transfer pricing adjustments on transactions with overseas group companies, disallowance of certain expenses incurred, taxability of subvention receipt and certain expense reimbursements and certain other disallowances. These adjustments are largely of a repetitive nature across multiple assessment years. The Company has filed appeals against these demands with various appellate forums, which are currently pending for adjudication.

The Company believes that its position on the aforesaid demands will likely be upheld in the appellate process and accordingly no provision has been made in the financial statements for such demands.

- (ii) During the year ended 31 March 2022, the Company had received a demand notice for an amount of ₹ 1,573.9 million (and interest thereupon) under Trade Margin Rationalisation notification ("TMR notification") from NPPA alleging overcharging of a patented anti-cancer drug sold during the period of 8 March 2019 to 31 January 2021. The said drug has been included by NPPA with certain other anti-cancer medicines, on which trade margin caps are applicable under TMR notification. Based on evaluation, Management is of the view that the TMR notification is not applicable to the aforesaid patented drug and all applicable laws relating to the pricing of the product have been complied with. The Company has filed a Writ Petition before The Honorable High Court of Delhi challenging the NPPA's demand notice and the matter is pending adjudication. Based on assessment, supported by external legal advice, Management has concluded that it has a strong case and the Company can defend its position. Accordingly, no provision has been made in these financial statements.

Note: It is not practical for the Company to estimate the timing of cash outflows, if any, in respect of the above matters, pending resolution of respective proceedings. The Company does not expect any reimbursement in respect of above matters.

(c) Guarantee

Particulars	As at 31 March 2024	As at 31 March 2023
Bank guarantee issued to National Highways Authority of India	13.7	13.7

Notes to the Financial Statements

(All amounts in ₹ million, except per share and share data)

33 Related party disclosures

(i) Names of related parties and related party relationship

(a) Related parties where control exists and/or where transactions have occurred:

Name of the entity	Name of relationship
Holding Company	AstraZeneca Pharmaceuticals AB, Sweden
Holding Company of AstraZeneca Pharmaceuticals AB, Sweden	AstraZeneca AB, Sweden
Holding Company of AstraZeneca AB, Sweden	AstraZeneca Treasury Limited, United Kingdom
Holding Company of AstraZeneca Treasury Limited, United Kingdom	AstraZeneca UK Limited, United Kingdom
Holding Company of AstraZeneca UK Limited, United Kingdom	AstraZeneca Intermediate Holdings Ltd
Ultimate Holding Company	AstraZeneca Plc, United Kingdom
Fellow subsidiaries with whom the Company had transactions during the year or in the previous year	AstraZeneca Singapore Pte Ltd, Singapore
	AstraZeneca Pharmaceuticals LP, USA
	P.T. AstraZeneca Indonesia, Indonesia
	AstraZeneca Pty Ltd, Australia
	AstraZeneca SDN Bhd, Malaysia
	AstraZeneca India Private Limited, India
	AstraZeneca Pharmaceuticals (Phils.) Inc., Philippines
	AstraZeneca Pharmaceuticals (Pty) Limited, South Africa
	AstraZeneca FZ LLC, Dubai
Employees' Benefit Plans	AstraZeneca Pharma India Limited Employees Gratuity Fund Trust
	AstraZeneca Pharma India Limited Management Staff Provident Fund Trust
	AstraZeneca Pharma India Limited Management Staff Superannuation Fund Trust

(b) Key Management Personnel

- Managing Director	Mr. Sanjeev Kumar Panchal (w.e.f. 1 January 2023)
	Mr. Gagandeep Singh Bedi (upto 31 December 2022)
- Director and Chief Financial Officer	Mr. Rajesh Marwaha (CFO till 30 September 2023)
	Ms. Bhavana Agrawal (CFO w.e.f. 1 October 2023 & Director w.e.f. 8 February 2024)
- Non-Executive Directors	Ms. Weiyang Sarah Wang (till 8 February 2024)
	Mr. Ankush Nandra
	Ms. Hooi Bien Chuah (w.e.f. 9 November 2023)
	Ms. Sylvia Lorena Varela Ramon (w.e.f. 21 December 2023)

(c) Independent Directors

	Mr. Narayan K Seshadri
	Ms. Revathy Ashok
	Ms. Shilpa Sridhar Divekar



Notes to the Financial Statements

(All amounts in ₹ million, except per share and share data)

33 Related party disclosures (Contd.)

(ii) Details of the transactions with the related parties during the year ended :

Particulars	For the year ended 31 March 2024	For the year ended 31 March 2023
Purchase of raw materials and stock-in-trade		
AstraZeneca UK Limited, United Kingdom	4,148.7	3,020.5
AstraZeneca AB, Sweden	1,222.9	520.1
Payment towards reimbursement of expenses		
AstraZeneca UK Limited, United Kingdom	22.4	7.2
AstraZeneca Pty Ltd, Australia	17.2	12.9
Payment towards employee stock compensation expense, net of withholding tax		
AstraZeneca UK Limited, United Kingdom	20.2	12.3
Recovery pursuant to Advance Pricing Agreement (Refer Note 27B)		
AstraZeneca UK Limited, United Kingdom	164.3	-
Recovery of taxes paid on behalf of		
AstraZeneca AB, Sweden	122.5	-
Sale of services		
AstraZeneca AB, Sweden [Refer notes 22 and 31(a)]	898.9	612.2
Recovery of reimbursable expenses		
AstraZeneca UK Limited, United Kingdom	181.1	149.2
AstraZeneca Pharmaceuticals LP, USA	-	22.5
AstraZeneca SDN Bhd, Malaysia	1.8	14.9
AstraZeneca Pharmaceuticals (Pty) Limited, South Africa	27.6	9.4
AstraZeneca FZ LLC, Dubai	11.4	13.8
AstraZeneca Singapore Pte Ltd, Singapore	9.1	8.0
AstraZeneca Pharmaceuticals (Phils) Inc, Philippines	4.1	3.7
P.T. AstraZeneca, Indonesia	-	2.0
AstraZeneca India Private Limited, India	0.8	0.7
Contribution to Trusts		
AstraZeneca Pharma India Limited Employees Gratuity Fund Trust [Refer note 35(iii)(C)(b)]	30.0	65.0
AstraZeneca Pharma India Limited Management Staff Provident Fund Trust [Refer note 35(iii)(C)(b)]	89.1	74.2
AstraZeneca Pharma India Limited Management Staff Superannuation Fund Trust [Refer note 35(i)]	8.6	10.8

Notes to the Financial Statements

(All amounts in ₹ million, except per share and share data)

33 Related party disclosures (Contd.)

(iii) (a) Transactions with Key Management Personnel

Particulars	For the year ended 31 March 2024	For the year ended 31 March 2023
Salary and perquisites		
Short-term employee benefits	68.1	91.0
Long-term employee benefits	8.7	15.3
Post employment benefits	19.3	38.3
Employee share compensation expenses	7.1	5.7
	103.2	150.3

(iii) (b) Transactions with Independent Directors

Particulars	For the year ended 31 March 2024	For the year ended 31 March 2023
Sitting fees paid to independent directors	4.1	3.9

(iv) Details of balances receivable from and payable to related parties are as follows:

Particulars	As at 31 March 2024	As at 31 March 2023
Other current financial assets (Refer note 5)	137.7	87.2
AstraZeneca UK Limited, United Kingdom	101.1	53.0
AstraZeneca FZ LLC, Dubai	3.4	13.8
AstraZeneca SDN Bhd, Malaysia	0.0	5.8
AstraZeneca Pharmaceuticals LP, USA	0.0	2.6
AstraZeneca Singapore Pte Ltd, Singapore	4.4	2.2
AstraZeneca Pharmaceuticals (Pty) Limited, South Africa	27.6	9.4
AstraZeneca Pharmaceuticals (Phils) Inc, Philippines	1.2	0.4
Trade receivables (Refer note 10)	214.4	215.5
AstraZeneca AB, Sweden	214.4	215.5
Trade payables (Refer note 15)	222.7	629.2
AstraZeneca UK Limited, United Kingdom	131.5	574.8
AstraZeneca AB, Sweden	86.8	50.0
AstraZeneca Pty Ltd, Australia	4.4	4.4

Notes to the Financial Statements

(All amounts in ₹ million, except per share and share data)

34 Leases

The Company has entered into leasing arrangements for office premises and depots which are for a period ranging between 11 months and 10 years. All leases are cancellable at the option of the lessee.

(i) Amounts recognised in Balance Sheet

	As at 31 March 2024	As at 31 March 2023
Right-of-use assets (Refer note 3A)		
Building	42.0	60.5
	42.0	60.5
Lease liabilities (Refer note 17)		
Current	18.1	35.2
Non-current	27.8	36.9
	45.9	72.1
Additions to Right-of-use asset during the year	12.4	24.3

(ii) Amount recognised in the Statement of Profit and Loss

The Statement of Profit and Loss shows the following amounts relating to leases:

	Notes	For the year ended 31 March 2024	For the year ended 31 March 2023
Depreciation charge of right-of-use assets			
Building	3A	30.9	37.9
Interest expense on lease liabilities	29	5.2	6.3
Expenses relating to lease of low value assets (included as 'rent' in other expenses)	28A	4.6	-
Total cash outflow for leases (excluding payments relating to short-term and low value leases)		43.8	44.8

Extension and termination options

Extension and termination options are included in various leasing arrangements for buildings. These are used to maximise operational flexibility in terms of managing assets used in the operations. All the extension and termination options are exercisable only by the Company.

The Company has not provided any residual value guarantees in any of the leasing arrangements.

Notes to the Financial Statements

(All amounts in ₹ million, except per share and share data)

35 Employee benefits

(i) Defined contribution plans (Refer note 27A)

The Company contributes to defined contribution plans such as provident fund, superannuation and other funds as mentioned below as required by statute or Company policy.

In respect of such contributions, the Company has recognised the following amounts in the Statement of Profit and Loss:

Particulars	For the year ended 31 March 2024	For the year ended 31 March 2023
Provident fund	18.5	28.4
Superannuation fund	8.6	10.8
Others	2.6	1.5
	29.7	40.7

(ii) Compensated absence

The leave obligation covers the Company's liability for earned leave and sick leave granted to the employees. This is an unfunded scheme.

The amount of the provision of ₹ 246.0 (2023: ₹ 236.4) is presented as current, since the Company does not have an unconditional right to defer settlement for any of these obligations. However, based on past experience, the Company does not expect all employees to avail the full amount of accrued leave or require payment within the next 12 months.

The non-current portion of provision, included in the total provision for compensated absences is ₹ 205.9 (2023: ₹ 195.8) as per actuarial report.

	For the year ended 31 March 2024	For the year ended 31 March 2023
Compensated absence recorded in the Statement of Profit and Loss	9.6	16.6
Significant assumptions used in estimating obligation for Compensated absence:		
Discount rate	7.0%	7.2%
Salary increase rate	10.0%	10.0%
Sensitivity analysis for significant assumptions:		
Discount rate		
1% Increase	(11.7)	(11.2)
1% Decrease	13.0	12.4
Salary increase rate		
1% Increase	11.9	11.4
1% Decrease	(9.9)	(9.5)



Notes to the Financial Statements

(All amounts in ₹ million, except per share and share data)

35 Employee benefits (Contd.)

(iii) Post employment defined benefit plans

(A) Gratuity

Benefits payable for employees who have joined before 01 August 2014:

Employees who are in continuous service for a period of 3 years are eligible for gratuity benefit as per the terms of the Trust Deed. Terms of the benefit are as below:

Payable on voluntary exit/termination:

For Management Staff:

Completed years of service (years)	Number of days eligible for every completed year of service
3 to 9	15 days salary for every year of service subject to the maximum limit as per The Payment of Gratuity (Amendment) Act, 2018.
10 to 14	3/4 th of month's salary for every year of service, without limit.
15 and above	One month's salary for every year of service, without limit.

For Non-Management staff: 15 days salary for each year of service, subject to maximum limit specified as per The Payment of Gratuity (Amendment) Act, 2018.

Payable on retirement, death or disability:

For Management staff: One month's salary last drawn by member for each year of service, without limit.

For Non-Management staff: One month's salary last drawn by member for each year of service, subject to maximum limit specified as per The Payment of Gratuity (Amendment) Act, 2018.

Benefits payable for employees who have joined on or after 01 August 2014:

Gratuity is payable in accordance with the provisions of The Payment of Gratuity (Amendment) Act, 2018.

(B) Provident fund (Defined benefit plan):

The Company operates a defined benefit plan for Provident fund for management staff. The minimum statutory rate at which the annual rate of interest is payable to the beneficiaries of such plan is administered by the Central Government. The Company is obligated to make good the shortfall in statutory rate prescribed by the Government and rate of interest declared by the trust. The Company also has an obligation to fund any shortfall in the fair value of plan assets as compared with the defined benefit obligation.

(C) Amount recognised in Balance Sheet and movement in the net defined benefit obligation during the year:

a) Changes in the present value of the defined benefit obligation

	Gratuity		Provident Fund	
	For the year ended 31 March 2024	For the year ended 31 March 2023	For the year ended 31 March 2024	For the year ended 31 March 2023
Obligations at the beginning of the year	510.4	616.6	1,463.0	1,362.2
Current service cost	43.4	48.8	72.5	66.9
Interest cost	34.1	37.9	120.8	108.0
Benefits paid	(64.3)	(180.2)	(162.7)	(223.4)
Contribution by employees	-	-	103.5	99.6
Transfer in	-	-	24.7	55.1
Actuarial (gain)/loss	18.8	(12.7)	7.3	(5.4)
Obligations at end of the year	542.4	510.4	1,629.1	1,463.0

Notes to the Financial Statements

(All amounts in ₹ million, except per share and share data)

35 Employee benefits (Contd.)

b) Change in fair value of plan assets

	Gratuity		Provident Fund	
	For the year ended 31 March 2024	For the year ended 31 March 2023	For the year ended 31 March 2024	For the year ended 31 March 2023
Fair value of plan assets as at the beginning of the year	496.6	593.0	1,387.7	1,308.6
Return on plan assets	34.7	38.9	119.3	106.5
Employer contributions	30.0	65.0	89.1	74.2
Transfer in	-	-	24.7	55.1
Employee contributions	-	-	103.5	99.6
Benefits paid	(64.3)	(180.2)	(162.7)	(223.4)
Asset gain/(loss)	26.9	(20.1)	12.5	(32.9)
Fair value of plan assets as at the end of the year	523.9	496.6	1,574.1	1,387.7

c) Effect Due to Asset Ceiling

	Gratuity		Provident Fund	
	For the year ended 31 March 2024	For the year ended 31 March 2023	For the year ended 31 March 2024	For the year ended 31 March 2023
Asset ceiling at the beginning of the year	-	-	-	-
Interest on Asset Ceiling	-	-	-	-
Changes in Asset Ceiling	-	-	-	-
Asset ceiling at the end of the year	-	-	-	-

d) Amount recognised in statement of profit or loss under employee cost:

	Gratuity		Provident Fund	
	For the year ended 31 March 2024	For the year ended 31 March 2023	For the year ended 31 March 2024	For the year ended 31 March 2023
Current service cost	43.4	48.8	72.5	66.9
Interest cost	34.1	37.9	120.8	108.0
Return on plan assets	(34.7)	(38.9)	(119.3)	(106.5)
Net employee benefit expense/Net Provident fund cost (Refer note 27A)	42.8	47.8	74.0	68.4

e) Re-measurement (gain)/loss recognised in other comprehensive income

	Gratuity		Provident Fund	
	For the year ended 31 March 2024	For the year ended 31 March 2023	For the year ended 31 March 2024	For the year ended 31 March 2023
Actuarial (gain)/loss on liability	18.8	(12.7)	7.3	(5.4)
Asset (gain)/loss on assets	(26.9)	20.1	(12.5)	32.9
Net actuarial (gain)/loss	(8.1)	7.4	(5.2)	27.5



Notes to the Financial Statements

(All amounts in ₹ million, except per share and share data)

35 Employee benefits (Contd.)

f) Net defined benefit asset/(liability)

	Gratuity		Provident Fund	
	For the year ended 31 March 2024	For the year ended 31 March 2023	For the year ended 31 March 2024	For the year ended 31 March 2023
Fair value of plan assets	523.9	496.6	1,574.1	1,387.7
Present value of the defined benefit obligations	542.4	510.4	1,629.1	1,463.0
(Deficit) / Surplus	(18.5)	(13.8)	(55.0)	(75.3)
Effect due to Asset Ceiling	-	-	-	-
Benefit asset/(liability)	(18.5)	(13.8)	(55.0)	(75.3)
Recognised under Provisions:				
Non-current provision (Refer note 19)	-	-	44.4	69.0
Current provision (Refer note 19)	18.5	13.8	10.6	6.3

g) Major category of plan assets are as follows :

	Gratuity		Provident Fund	
	For the year ended 31 March 2024	For the year ended 31 March 2023	For the year ended 31 March 2024	For the year ended 31 March 2023
Insurer Managed funds	100.0%	100.0%	0.0%	0.0%
Equity instruments	0.0%	0.0%	2.0%	4.4%
Government securities	0.0%	0.0%	63.0%	63.5%
Debt instruments	0.0%	0.0%	31.0%	28.2%
Others	0.0%	0.0%	4.0%	3.9%

h) The principal assumptions used in estimating defined benefit obligations are as below:

Assumptions	Gratuity		Provident Fund	
	For the year ended 31 March 2024	For the year ended 31 March 2023	For the year ended 31 March 2024	For the year ended 31 March 2023
Discount rate	7.0%	7.2%	7.0%	7.2%
Outstanding term of the liabilities	6.3 years	6.4 years	6.3 years	6.4 years
Attrition rate	5% to 16.5% based on the employee designation	5% to 16.5% based on the employee designation	5% to 16.5% based on the employee designation	5% to 16.5% based on the employee designation
Retirement Age	60 Years	60 Years	60 Years	60 Years
Salary increase rate	10%	10%	NA	NA
Mortality rate	IALM (2012-14) Ultimate	IALM (2012-14) Ultimate	IALM (2012-14) Ultimate	IALM (2012-14) Ultimate

Notes:

- (i) The discount rate is based on the prevailing market yield on Government securities as at the balance sheet date for the estimated term of obligations.
- (ii) The estimates of future salary increases, considered in actuarial valuation, take account of inflation, seniority, promotion and other relevant factors such as supply and demand factors in the employment market.
- (iii) IALM represents Indian Assured Lives Mortality.

Notes to the Financial Statements

(All amounts in ₹ million, except per share and share data)

35 Employee benefits (Contd.)

i) Actuarial risk and sensitivity

These plans typically expose the Company to actuarial risks such as: investment risk, interest rate risk, longevity risk and salary risk.

Investment risk	The present value of the defined benefit plan liability is calculated using a discount rate which is determined by reference to market yields at the end of the reporting period on Government bonds. If the plan assets underperform this yield, this will create a deficit. The Company maintains plan asset for Gratuity through insurance company and for Provident fund is managed through trust.
Interest risk	A decrease in the bond interest rate will increase the plan liability.
Longevity risk	The present value of the defined benefit plan liability is calculated by reference to the best estimate of the mortality of plan participants both during and after their employment. An increase in the life expectancy of the plan participants will increase the plan's liability.
Salary risk	The present value of the defined benefit plan liability is calculated by reference to the future salaries of plan participants. As such, an increase in the salary of the plan participants will increase the plan's liability.

The Company ensures that the investment positions are managed within the asset-liability matching framework that has been developed to achieve long-term investments that are in line with the obligations under employee benefit plans. Within this framework, the Company's asset-liability matching objective is to match assets to the defined benefit obligations by investing in plan asset managed by an insurance company and through the Provident Fund trust.

A sensitivity analysis for significant assumptions:

	Gratuity		Provident Fund	
	As at 31 March 2024	As at 31 March 2023	As at 31 March 2024	As at 31 March 2023
Impact on defined benefit obligation				
Discount rate				
1% Increase	(27.6)	(26.4)	(2.81)	(1.77)
1% Decrease	31.2	29.9	3.22	2.01
Salary increase rate				
1% Increase	24.6	23.8	-	-
1% Decrease	(20.5)	(19.7)	-	-
Interest Rate Guarantee				
1% Increase	-	-	45.27	36.85
1% Decrease	-	-	(25.14)	(18.23)

Sensitivities due to mortality and withdrawals are not material and hence impact of change is not disclosed.

The above sensitivity analyses are based on a change in an assumption while holding all other assumptions constant. In practice, this is unlikely to occur, and changes in some of the assumptions may be correlated. When calculating the sensitivity of the defined benefit obligation to significant actuarial assumptions the same method (present value of the defined benefit obligation calculated with the projected unit credit method at the end of the reporting period) has been applied as when calculating the defined benefit liability recognised in the balance sheet.



Notes to the Financial Statements

(All amounts in ₹ million, except per share and share data)

35 Employee benefits (Contd.)

j) The following payments are expected contribution to the defined benefit plans in future years:

	Gratuity		Provident Fund	
	As at 31 March 2024	As at 31 March 2023	As at 31 March 2024	As at 31 March 2023
Expected contribution for the next one year	45.9	43.4	78.7	71.2
Weighted average duration of defined benefit plan (years)	6.3	6.4	6.3	6.4

The expected maturity analysis of undiscounted gratuity and provident fund is as below:

	Gratuity		Provident Fund	
	For the year ended 31 March 2024	For the year ended 31 March 2023	For the year ended 31 March 2024	For the year ended 31 March 2023
Within next 12 months	76.8	66.4	226.0	218.6
Between 2 to 5 years	285.2	281.8	783.7	714.3
Between 6 to 10 years	658.8	676.5	760.1	696.2
	1,020.8	1,024.7	1,769.8	1,629.1

36 Employees Restricted Stock Plan

The Ultimate Holding Company, AstraZeneca Plc. United Kingdom (AZUK), listed on London Stock Exchange had introduced a Long-Term Incentive Stock Compensation Plan in the form of Restricted Stock Units (RSUs) to attract and retain the employees. As per the plan, the awards are granted to qualifying management employees of the Company. One restricted stock unit represents one AZUK share. When the stock units vests after three years, restricted stock units are automatically exchanged for the same number of AZUK shares. Moreover, the RSUs do not expire. There is no performance criteria. After the vesting period, the employees are free to either hold or sell the shares.

The expense recognised for employee services received during the year is shown in the following table:

	For the year ended 31 March 2024	For the year ended 31 March 2023
Expense arising from equity-settled share-based payment transactions (Refer note 27A)	27.4	23.7

Movements during the year

The following table illustrates the number, Weighted Average Fair Value (WAFV) and movements in RSUs during the year:

	As at 31 March 2024		As at 31 March 2023	
	Number	WAFV (GBP)	Number	WAFV (GBP)
Outstanding at beginning of the year	9,452	89.2	9,122	77.9
Granted during the year	9,262	105.8	3,153	108.2
Forfeited during the year	(2,135)	91.8	-	-
Exercised during the year	(2,796)	70.6	(2,823)	73.8
Outstanding at end of the year	13,783		9,452	
Vested and exercisable at 31 March	2,796		2,823	

Notes to the Financial Statements

(All amounts in ₹ million, except per share and share data)

36 Employees Restricted Stock Plan (Contd.)

Details of RSUs granted during the year:

	As at 31 March 2024	As at 31 March 2023
Date of Grant	13 th May 2023 and 4 th March 2024	4 March 2023
Number of RSUs granted	9,262	3,153
Fair market value per RSU (in GBP)	105.8	108.2
Fair value (in GBP)	979,920	341,177
Expense recognised during the year	27.4	23.7

Fair value of RSUs granted

The fair values were determined using a modified version of the Monte Carlo model. This method incorporated expected dividends but no other features into the measurements of fair value. The grant date fair values of share awards does not take into account service and non-market related performance conditions.

37 Financial instruments- accounting classification and fair value measurement

Set out below, is a comparison by class of the carrying amounts and fair value of the Company's financial instruments, other than those with carrying amounts that are reasonable approximations of fair values:

Financial instruments by category and hierarchy

	As at 31 March 2024		
	Amortised cost	FVTPL	FVTOCI
Financial assets			
Loans	4.0	-	-
Trade receivables	1,531.3	-	-
Cash and cash equivalents	5,055.7	-	-
Bank balance other than cash and cash equivalents	2.7	-	-
Other financial assets	203.5	-	-
	6,797.2	-	-
Financial liabilities			
Trade payables	1,965.1	-	-
Other financial liabilities	310.1	-	-
	2,275.2	-	-

	As at 31 March 2023		
	Amortised cost	FVTPL	FVTOCI
Financial assets			
Loans	9.6	-	-
Trade receivables	1,075.2	-	-
Cash and cash equivalents	5,003.4	-	-
Bank balance other than cash and cash equivalents	1.4	-	-
Other financial assets	136.7	-	-
	6,226.3	-	-

Notes to the Financial Statements

(All amounts in ₹ million, except per share and share data)

37 Financial instruments- accounting classification and fair value measurement (Contd.)

	As at 31 March 2023		
	Amortised cost	FVTPL	FVTOCI
Financial liabilities			
Trade payables	2,278.8	-	-
Other financial liabilities	303.7	-	-
	2,582.5	-	-

The management assessed that carrying amount of cash and cash equivalents, trade receivables, trade payables and other current financial assets and liabilities approximate their fair values largely due to the short-term maturities of these instruments.

In respect of other financial assets, the difference between the carrying amounts and fair value is not expected to be material.

38 Financial risk management objectives and policies

The Company's principal financial liabilities comprise trade payables and other financial liabilities. The main purpose of these financial liabilities is to finance the Company's operations. The Company's principal financial assets include loans, trade and other receivables, cash and cash equivalents and other financial assets that derive directly from its operations.

The Company is exposed to market risk, credit risk and liquidity risk. The Company's senior management oversees the management of these risks. The Board of Directors review and agree on policies for managing each of these risks, which are summarised below.

i. Market risk

Foreign Currency Exposure

Foreign currency risk is the risk that the future cash flows of a financial asset or a financial liability will fluctuate because of changes in foreign exchange rates. The operations of the Company are carried out mainly in India. However, the Company exports services to foreign customers and receives certain services from foreign vendors which are denominated in USD, GBP, EUR and AUD. Hence the Company is currently exposed to the currency risk arising from fluctuations in the exchange rates between the above currencies and Indian rupee. The Company does not enter into any forward contracts considering the total exposure is not material to the operations of the Company. Foreign currency exposure which was not hedged, are as follows:

Underlying asset / liability	As at 31 March 2024			As at 31 March 2023	
	Currency	Amount in foreign currency (in millions)	Amount in ₹	Amount in foreign currency (in millions)	Amount in ₹
Other assets (current)	EUR	0.0	0.4	0.0	0.1
Financial assets (current)	EUR	-	-	0.0	0.0
Trade receivables	USD	2.6	214.3	2.4	215.5
Trade payables	USD	(0.0)	(2.5)	(0.0)	(0.3)
	EUR	-	-	(0.0)	(0.4)
	GBP	(0.2)	(19.2)	-	-
	AUD	(0.1)	(4.4)	(0.1)	(4.9)

Notes to the Financial Statements

(All amounts in ₹ million, except per share and share data)

38 Financial risk management objectives and policies (Contd.)

Foreign currency sensitivity

The following table demonstrates the sensitivity to a reasonable possible change in USD exchange rates, with all other variables held constant. The Company's exposure to foreign currency changes for all other currencies is not material.

	Change in exchange rate	As at 31 March 2024		As at 31 March 2023	
		Effect on profit before tax	Effect on equity	Effect on profit before tax	Effect on equity
USD					
Increase	5%	10.6	7.9	10.9	8.1
Decrease	-5%	(10.6)	(7.9)	(10.8)	(8.1)

The Company is not subject to any other market risk.

ii. Credit risk

Credit risk is the risk that counterparty will not meet its obligations under a financial instrument or customer contract, leading to a financial loss. The Company is exposed to credit risk from its operating activities primarily with respect to trade receivables, including balances with banks and other financial assets.

a. Trade Receivables

Credit risk arises from the possibility that counter party may not be able to settle their obligations as agreed. Customer credit risk is managed by each business unit subject to the Company's established policy, procedures and control relating to customer credit risk management. Credit quality of a customer is assessed based on credit rating scorecard and individual credit limits are defined in accordance with this assessment. To manage this, the company periodically assesses the financial reliability of customers, taking into account the financial condition, current economic trends, and analysis of historical bad debts and ageing of account receivable. The terms of payment with the customers are less than 12 months and hence there is no significant financing component.

An impairment analysis is performed at each reporting date on an individual basis for third party receivables. The calculation is based on actual incurred historical data. The maximum exposure to credit risk at the reporting date is the carrying value of trade receivables. Refer note 10.

The ageing analysis of the receivables (gross of provision) has been considered from the date the invoice.

As at 31 March 2024

	Gross carrying amount	Expected loss rate	Allowance for expected credit loss
Upto 6 months	1,536.7	0%-20%	41.5
6 to 12 months	97.0	47%-100%	60.9
More than 12 months	119.6	100%	119.6
	1,753.3		222.0

Notes to the Financial Statements

(All amounts in ₹ million, except per share and share data)

38 Financial risk management objectives and policies (Contd.)

As at 31 March 2023

	Gross carrying amount	Expected loss rate	Allowance for expected credit loss
Upto 6 months	1,093.9	0%-28%	39.6
6 to 12 months	57.0	58%-100%	36.1
More than 12 months	91.9	100%	91.9
	1,242.8		167.6

The following table summarizes the change in the loss allowances measured using life-time expected credit loss model:

	As at 31 March 2024	As at 31 March 2023
Opening balance	167.6	150.9
Impairment recognised (net of bad debt expense)	54.4	16.7
Closing balance (Refer note 10)	222.0	167.6

b. Cash and Bank balances, other financial assets

Credit risk from balances with banks and other financial assets is managed by the Company's treasury department in accordance with the Company's policy. Investments of surplus funds are made only with approved counter parties and within the limits assigned. Company follows a conservative philosophy and shall aim to invest surplus rupee funds in India only in time deposits with well-known and highly rated banks. The duration of such time deposits will not exceed 365 days other than margin money deposits. Management has evaluated and concluded that impact of credit losses on cash and bank balances and other financial assets is not likely to be material.

The following table summarizes the change in the loss allowances for other financial assets:

	As at 31 March 2024	As at 31 March 2023
Allowance for impairment		
Opening balance	4.6	10.5
Impairment (reversal)/ recognised	-	(5.9)
Closing balance	4.6	4.6

iii. Liquidity risk

Prudent liquidity risk management implies maintaining sufficient cash and marketable securities and the availability of funding through an adequate amount of committed credit facilities to meet obligations when due and to close out market positions. The Company maintains flexibility in funding by maintaining appropriate level of funds in bank and liquid deposits. Financial liabilities includes trade payables and other financial liabilities, the amount is repayable generally in a period of 3 months to 1 year.

Notes to the Financial Statements

(All amounts in ₹ million, except per share and share data)

38 Financial risk management objectives and policies (Contd.)

The table below summarises the maturity profile of the Company's financial liabilities based on contractual undiscounted payments.

31 March 2024

	Less than 1 year	More than 1 year	Total
Lease liabilities	18.1	30.9	49.0
Trade payables	1,965.1	-	1,965.1
Other financial liabilities	310.1	-	310.1
	2,293.3	30.9	2,324.2

31 March 2023

	Less than 1 year	More than 1 year	Total
Lease liabilities	39.7	34.9	74.6
Trade payables	2,278.8	-	2,278.8
Other financial liabilities	303.7	-	303.7
	2,622.2	34.9	2,657.1

39 Capital management

a. Risk management

For the purpose of the Company's capital management, capital includes issued equity capital and all other equity reserves. The primary objective of the Company's capital management is to maximise the shareholder value. The Company has not availed any borrowings and mainly funded through equity. The Company is subsidiary of AstraZeneca Pharmaceuticals AB, Sweden (Holding Company), the existing surplus funds along with the cash generated by the Company are sufficient to meet its current/non-current obligation and working capital requirements.

The below table depicts the companies net debt to equity ratio.

Particulars	As at 31 March 2024	As at 31 March 2023
Net debt*	45.9	72.1
Total equity	7,119.2	5,886.9
Net debt to equity ratio	0.6%	1.2%

* Net debt represents lease liabilities (Refer note 17)

b. Dividend

Particulars	As at 31 March 2024	As at 31 March 2023
Equity shares		
Final dividend of ₹ 16 (2023: ₹ 8) for fully paid up shares	400.0	200.0



Notes to the Financial Statements

(All amounts in ₹ million, except per share and share data)

40 Financial Ratios

Ratios	Numerator	Denominator	Current period	Previous period	% of variance	Reason for variance more than 25%
(a) Current Ratio	Current Assets	Current Liabilities	2.6	2.2	18.2%	Not applicable
(b) Debt-Equity Ratio	Total Debt (*)	Shareholder's equity	0.6%	1.2%	-50.0%	Decrease is on account of increase in equity due to higher profits during the year
(c) Debt Service Coverage Ratio	Earning available for Debt Service (^)	Debt Service (**)	42.0	29.9	40.5%	Increase is on account of higher net profit due to change in product mix and growth in sales
(d) Return on Equity Ratio	Net profit after taxes	Average Shareholders equity	24.8%	16.9%	46.7%	Increase is on account of higher net profit due to change in product mix and growth in sales
(e) Inventory turnover ratio	Cost of Goods sold or sales	Average Inventory	2.8	2.2	27.3%	Increase is on account of increase in sales
(f) Trade Receivables turnover ratio	Net Credit Sales	Average Trade Receivables	9.9	10.4	-4.8%	Not applicable
(g) Trade payables turnover ratio	Net Credit Purchases	Average Trade Payables	0.7	0.5	40.0%	Increase is on account of change in credit terms with vendors
(h) Net capital turnover ratio	Net Sales	Working Capital	2.3	2.2	4.5%	Not applicable
(i) Net profit ratio	Net Profit	Net Sales	12.5%	9.9%	26.3%	Increase is on account of higher net profit due to change in product mix and growth in sales
(j) Return on Capital employed	Earnings before Interest & Taxes	Capital Employed (#)	31.1%	23%	35.2%	Increase is on account of higher net profit due to change in product mix and growth in sales
(k) Return on investment	Income generated from investments	Time weighted average investments	Not applicable (***)	Not applicable (***)	Not applicable (***)	Not applicable

(*) - Debt represents only lease liabilities

(^)- Net Profit after taxes + Non-cash operating expenses + Interest + other adjustments like loss/(profit) on sale of Property, plant and equipment etc.

(**)- Lease payments

(#)- Tangible net worth + Lease Liabilities

(***) - The Company does not have any investments. Hence return on investment ratio is not applicable.

Notes to the Financial Statements

(All amounts in ₹ million, except per share and share data)

41 Corporate Social Responsibility

- (a) Gross amount required to be spent by the Company during the year: ₹ 22.4 (2023: ₹ 21.3).
(b) Amount unspent during the year: ₹ NIL (2023: ₹ NIL).

	Opening balance	Amount deposited in Specified Fund of Sch.VII within 6 months	Amount required to be spent during the year	Amount spent during the year	Closing balance
For the year ended 31 March 2024	-	-	22.4	22.4	-
For the year ended 31 March 2023	-	-	21.3	21.3	-

- (c) Amount spent during the year on:

Particulars	For the year ended 31 March 2024	For the year ended 31 March 2023
(i) Construction/acquisition of any asset	-	-
(ii) On purposes other than (i) above (Refer note 28A)		
- Charities Aid Foundation	22.4	21.3

- (d) Details of excess CSR expenditure under Section 135(5) of the Act:

Particulars	For the year ended 31 March 2024	For the year ended 31 March 2023
Balance excess spent	-	-
Add: Amount required to be spent during the year	22.4	21.3
Less: Amount spent during the year	22.4	21.3
Balance excess spent	-	-

- (e) There are no ongoing CSR projects under Section 135(6) of the Act.

Additional disclosure with regards to CSR activities	For the year ended 31 March 2024	For the year ended 31 March 2023
(i) Amount required to be spent by the company during the year	22.4	21.3
(ii) Amount of expenditure incurred	22.4	21.3
(iii) Shortfall at the end of the year	-	-
(iv) Total of previous years shortfall	-	-
(v) Reason for shortfall	-	-
(vi) Nature of CSR activities	-	-
(vii) Details of related party transactions, e.g., contribution to a trust controlled by the company in relation to CSR expenditure as per relevant Accounting Standard	-	-
(viii) Where a provision is made with respect to a liability incurred by entering into a contractual obligation, the movements in the provision during the year shall be shown separately	-	-



Notes to the Financial Statements

(All amounts in ₹ million, except per share and share data)

42 Dues to micro and small enterprises

The Company has certain dues to micro and small enterprises registered under Micro, Small and Medium Enterprises Development Act, 2006 ('MSMED Act'). The disclosures pursuant to the said MSMED Act are as follows:

Particulars	For the year ended 31 March 2024	For the year ended 31 March 2023
i) Principal amount due to suppliers registered under the MSMED Act and remaining unpaid as at year end.*	36.1	66.2
ii) Interest due to suppliers registered under the MSMED Act and remaining unpaid as at year end.	0.0	-
iii) Principal amounts paid to suppliers registered under the MSMED Act, beyond the appointed day during the year.^	4.7	0.5
iv) Interest paid, other than under Section 16 of MSMED Act, to suppliers registered under the MSMED Act, beyond the appointed day during the year.	-	-
v) Interest paid, under Section 16 of MSMED Act, to suppliers registered under the MSMED Act, beyond the appointed day during the year.	0.1	0.0
vi) Interest due and payable towards suppliers registered under MSMED Act, for payments already made.	0.1	-
vii) Further interest remaining due and payable for earlier years.	0.0	-

* The principal amount represents amount outstanding (due as well as not due) as on the Balance Sheet date.

^ Based on periodic circularisations by the Company and responses received from the suppliers, the Company identifies Micro and Small parties registered under the MSMED Act. The information above has been compiled by the management basis such identification. Delays in payments beyond the stipulated date prescribed under the MSMED Act have been identified for relevant vendors based on the acceptance dates for such goods/services.

43 Revenue from contract with customers

(i) Disaggregation of revenue from contract with customers

The Company believes that this disaggregation best depicts how the nature, amount, timing and uncertainty of the Company's revenue and cash flows are affected by market and other economic factors.

Particulars	For the year ended 31 March 2024	For the year ended 31 March 2023
Domestic:		
Sale of products:	8,672.3	7,514.7
Tablets	3,166.3	1,673.6
Injectables	180.7	201.0
Inhalation		
	12,019.3	9,389.3
Export:		
Sale of products:		
Tablets	37.1	28.2
Revenue from sale of services	898.9	612.2
	936.0	640.4
Total	12,955.3	10,029.7

Notes to the Financial Statements

(All amounts in ₹ million, except per share and share data)

43 Revenue from contract with customers (Contd.)

Disaggregation of revenue from sale of products on the basis of therapeutic area is as below:

Particulars	For the year ended 31 March 2024	For the year ended 31 March 2023
Oncology	62.3%	55.8%
Cardiovascular	24.4%	27.0%
Diabetes	9.8%	13.7%
Respiratory*	3.5%	3.5%
	100.0%	100.0%

*including Rare disease

All revenues of the Company are recognised at a point in time except for revenue from sale of services which is recognised over time.

(ii) Revenue from sale of tablets and injectables includes an amount of ₹ 398 (2023 : ₹ 306.9) which was classified as deferred revenue as at the end of previous year. Refer note 18.

(iii) Performance obligations and remaining performance obligations

Performance obligations of the Company to deliver goods are required to be satisfied within a period of 12 months or less. Accordingly, management has elected to use the practical expedient provided in Ind AS 115 and has not disclosed the transaction price of unsatisfied performance obligations as at the year end.

Sale of services:

In respect of clinical services and marketing support services, the Company is entitled to charge the customer an amount that corresponds directly with the value to the customer of the entity's performance completed to date, measured based on the actual costs incurred by the Company in providing clinical services and marketing support services. Considering the nature of the arrangement, management has used the practical expedient in Ind AS 115 and has not disclosed the transaction price of unsatisfied performance obligations in respect of clinical trial services and marketing support services as at the year end.

(iv) Reconciliation of revenue recognised with Contract price

Particulars	For the year ended 31 March 2024	For the year ended 31 March 2023
Contract price	13,021.4	10,076.1
Adjustments for:		
Refund liabilities for sales returns (Refer note 18)	66.1	46.4
Revenue from operations	12,955.3	10,029.7

44 Additional regulatory information required by Schedule III

- (i) Details of benami property held: No proceedings have been initiated on or are pending against the Company for holding benami property under the Benami Transactions (Prohibition) Act, 1988 (45 of 1988) and Rules made thereunder.
- (ii) Wilful defaulter: The Company has not been declared wilful defaulter by any bank or financial institution or government or any government authority.
- (iii) The Company did not have any loans or other borrowings availed from banker or financial institutions during the current or previous year.

Notes to the Financial Statements

(All amounts in ₹ million, except per share and share data)

44 Additional regulatory information required by Schedule III (Contd.)

- (iv) Compliance with number of layers of companies: The Company does not have any subsidiary company and hence provisions relating to layers prescribed under Companies Act, 2013 and Companies (Restriction on Number of Layers) Rules, 2017 ('Layering Rules') are not applicable to the Company.
- (v) Compliance with approved scheme(s) of arrangements: The Company has not entered into any scheme of arrangement which has an accounting impact on current or previous financial year.
- (vi) The Company has not advanced or loaned or invested funds to any other person(s) or entity(ies), including foreign entities (Intermediaries) with the understanding that the Intermediary shall:
 - a. directly or indirectly lend or invest in other persons or entities identified in any manner whatsoever by or on behalf of the group (Ultimate Beneficiaries) or
 - b. provide any guarantee, security or the like to or on behalf of the ultimate beneficiaries.
- (vii) The Company has not received any fund from any person(s) or entity(ies), including foreign entities (Funding Party) with the understanding (whether recorded in writing or otherwise) that the Company shall:
 - a. directly or indirectly lend or invest in other persons or entities identified in any manner whatsoever by or on behalf of the Funding Party (Ultimate Beneficiaries) or
 - b. provide any guarantee, security or the like on behalf of the ultimate beneficiaries.
- (viii) There is no income surrendered or disclosed as income during the current or previous year in the tax assessments under the Income Tax Act, 1961, that has not been recorded in the books of account.
- (ix) The Company has not traded or invested in crypto currency or virtual currency during the current or previous year.
- (x) The Company has not revalued its Property, plant and equipment or intangible assets during the current or previous year.
- (xi) The title deeds of all the immovable properties (other than properties where the company is the lessee and the lease agreements are duly executed in favour of the lessee), as disclosed in Note 3A to the financial statements, are held in the name of the Company.
- (xii) There are no charges or satisfaction which are yet to be registered with the Registrar of Companies beyond the statutory period.
- (xiii) Relationship with struck off companies: The Company does not have transactions or balances with struck off Companies under Companies Act, 2013 or Companies Act, 1956.

45 Provident Fund

The Company has evaluated the impact of The Honorable Supreme Court ("SC") judgement dated 28 February 2019 in the case of Regional Provident Fund Commissioner (II) West Bengal v/s Vivekananda Vidyamandir and Others, in relation to exclusion of certain allowances from the definition of "basic wages" of the relevant employees for the purposes of determining contribution to Provident Fund ("PF") under the Employees' Provident Fund & Miscellaneous Provisions Act, 1952. There are interpretation issues relating to the said judgement. Based on such evaluation, management has concluded that affect of the aforesaid judgement on the Company is not material and accordingly, no provision has been made in the financial statements.

Notes to the Financial Statements

(All amounts in ₹ million, except per share and share data)

- 46** The Board of Directors, at its meeting dated 27 May 2024, have recommended a dividend of ₹ 24 (2023: ₹ 16) per equity share aggregating to ₹ 600 (2023: ₹ 400) which is subject to approval of shareholders at the ensuing Annual General Meeting.
- 47** During the current year, the Company made an announcement to Stock exchanges on 16 November 2023 about its intention to exit the Company's manufacturing site in Bangalore in due course. The Company subsequently started exploring the option of sale of the manufacturing site in a fully operational manner to a Contract Manufacturing Organization. The exploration process is currently ongoing and the exit will happen in due course which is estimated to take more than 12 months. Accordingly, the Company has concluded that there is no impact on the financial statements for the current year.

For **Price Waterhouse & Co Chartered Accountants LLP**
Firm registration number: 304026E/ E-300009

Sharmila Ramaswamy

Partner
Membership Number: 215131
Place: Bengaluru
Date: 27 May 2024

For and on behalf of the Board of Directors of
AstraZeneca Pharma India Limited

Narayan K Seshadri

Chairman
DIN: 00053563
Place: Bengaluru
Date: 27 May 2024

Sanjeev Kumar Panchal

Managing Director
DIN: 09823879
Place: Bengaluru
Date: 27 May 2024

Manasa Rama

Company Secretary
Place: Bengaluru
Date: 27 May 2024

Bhavana Agrawal

Director & Chief
Financial Officer
DIN: 10485441
Place: Bengaluru
Date: 27 May 2024

Ten Year Summary



(₹ in Million)

Particulars	Unit	2023-24 Ind AS	2022-23 Ind AS	2021-22 Ind AS	2020-21 Ind AS	2019-20 Ind AS	2018-19 Ind AS	2017-18 Ind AS	2016-17 Ind AS	2015-16	2014-15
Sales & Earnings											
Total income	₹	13,303.3	10,290.7	8,203.6	8,264.0	8,448.0	7,445.8	5,842.4	5,630.5	5,705.0	5,229.2
Profit before depn. int & tax	₹	2,356.8	1,509.9	1,009.3	1,483.1	1,336.9	876.0	585.3	513.3	231.9	(55.6)
Profit before int & tax	₹	2,207.4	1,347.2	839.9	1,281.9	1,151.1	726.7	438.0	355.0	57.6	(208.4)
Profit before tax	₹	2,195.4	1,341.0	830.4	1,270.9	1,139.7	726.7	438.0	355.0	57.6	(208.4)
Profit after tax	₹	1,615.1	992.9	616.0	933.0	722.1	544.5	259.1	200.5	52.6	(208.4)
Dividend paid	₹	400.0	200.0	50.0	50.0	30.1	-	-	-	-	-
Retained earnings	₹	1,625.1	966.7	598.6	967.3	672.9	538.5	259.1	200.5	52.6	(208.4)
Capital Employed											
Fixed Assets (PPE* +CWIP# +Intangible Assets)	₹	627.5	641.4	692.9	739.3	845.1	817.3	790.3	916.5	1,036.7	1,131.9
Right-of-use assets	₹	42.0	60.5	74.1	110.5	112.6	-	-	-	-	-
Investments	₹	-	-	-	-	-	-	-	-	0.0	0.0
Deferred tax assets	₹	212.5	206.7	163.0	145.3	146.4	233.6	325.5	402.2	-	-
Current Tax asset	₹	526.3	515.7	515.7	501.0	488.4	464.4	235.6	284.4	-	-
Other non current assets**	₹	44.9	69.7	63.3	63.4	47.9	55.5	44.8	36.3	-	-
Working capital	₹	5,755.6	4,515.5	3,730.2	3,152.6	2,150.8	1,457.2	1,139.6	612.1	523.5	375.6
Total		7,208.8	6,009.5	5,239.2	4,712.1	3,791.2	3,028.0	2,535.8	2,251.5	1,560.1	1,507.6
Represented by											
Networth	₹	7,119.2	5,887.0	5,113.9	4,561.7	3,644.4	3,008.0	2,469.3	2,228.7	1,560.1	1,507.6
Share capital	₹	50.0	50.0	50.0	50.0	50.0	50.0	50.0	50.0	50.0	50.0
Reserves	₹	7,069.2	5,837.0	5,063.9	4,511.7	3,594.4	2,958.0	2,419.3	2,178.7	1,510.1	1,457.6
Total		7,119.2	5,887.0	5,113.9	4,561.7	3,644.4	3,008.0	2,469.3	2,228.7	1,560.1	1,507.6
Ratios											
Measures of Performance											
PBT to total income	%	16.5	13.0	10.1	15.4	13.5	9.8	7.5	6.3	1.0	(4.0)
PAT to total income	%	12.1	9.6	7.5	11.3	8.5	7.3	4.4	3.6	0.9	(4.0)
Material consumption to sales	%	49.3	38.2	41.0	38.0	38.1	33.8	34.5	34.8	38.5	42.7
Employee cost to sales	%	20.0	27.5	30.2	28.3	27.0	28.9	29.1	31.5	32.8	34.1
Net fixed assets to net worth	%	8.8	10.9	13.5	16.2	23.2	27.2	32.0	41.1	66.4	75.1
Fixed assets usage	Times	21.3	16.4	12.2	11.8	14.0	10.0	7.7	6.5	5.9	5.2
Measures of Investments											
Return on Networth	%	22.7	16.9	12.0	20.5	19.8	18.1	10.5	9.0	3.4	(13.8)
Earnings per share @	₹	64.6	39.7	24.6	37.3	28.9	21.8	10.4	8.0	2.1	(8.3)
Dividend payout ratio	%	24.8	20.1	8.1	5.4	4.2	-	-	-	-	-
Dividend coverage ratio	Times	4.0	5.0	12.3	18.7	24.0	-	-	-	-	-
Measures of Financial Status											
Current ratio	Unit	2.5	2.2	2.1	2.0	1.7	1.6	1.6	1.3	1.1	1.0
Quick ratio	Unit	1.9	1.7	1.7	1.5	1.2	1.1	1.0	1.0	0.8	0.7
Inventory holding (on sales)	Days	69	74	67	75	75	63	78	41	54	67
Other information											
Contribution to exchequer	₹	2,678.4	1,773.8	1,344.6	1,159.8	1,445.8	1,014.6	884.2	878.1	773.1	634.7
Employee											
- Cost	₹	2,414.5	2,591.0	2,302.1	2,195.4	2,167.0	1,974.0	1,535.3	1,620.4	1,693.5	1,598.4
- Numbers		940	947	1,183	1,283	1,325	1,452	1,356	1,138	1,587	1,654
Number of shareholders		29,418	42,146	57,760	63,753	17,768	14,591	13,179	15,970	14,402	12,978
Dividend	%	800.0	400.0	100.0	100.0	50.0	-	-	-	-	-
Book value = net worth per share @	₹	284.8	235.5	204.6	182.5	145.8	120.3	98.8	89.1	62.4	60.3

* PPE refers to Property, plant and equipment

CWIP refers to Capital work-in progress

**Other non current assets includes non current loans, other non-current financials assets and other non-current asset

Key Brands

Oncology



Cardiovascular, Renal and Metabolism



Respiratory & Immunology



Rare Diseases





AstraZeneca Pharma India Limited

Block N1, 12th Floor, Manyata Embassy Business Park,
Rachenahalli, Outer Ring Road, Bengaluru – 560 045

This Annual Report is also available on our website
www.astrazeneca.com/india