



12<sup>th</sup> July, 2024

The Secretary  
BSE Ltd.  
Corporate Relationship Dept.,  
14<sup>th</sup> floor, P. J. Tower,  
Dalal Street, Fort  
Mumbai - 400 001  
**Stock Code – 500331**

The Secretary  
National Stock Exchange of India Ltd.  
Exchange Plaza, Plot no. C/1, G Block,  
Bandra-Kurla Complex,  
Bandra (E),  
Mumbai - 400 051  
**Stock Code - PIDILITIND**

Dear Sir,

**Sub: Notice of 55<sup>th</sup> Annual General Meeting and Annual Report**

---

Dear Sir/ Madam,

Pursuant to Regulation 34(1) of the SEBI (Listing Obligations and Disclosure Requirements) Regulations 2015, please find enclosed herewith Notice of 55<sup>th</sup> Annual General Meeting (AGM) and the Annual Report of the Company, including the Business Responsibility and Sustainability Report for the financial year 2023-24, which is being sent through electronic mode to the Members.

The AGM is scheduled to be held on Wednesday, 7<sup>th</sup> August, 2024 at 3:00 p. m. through Video Conferencing (“VC”)/ Other Audio Visual Means (“OAVM”).

The Notice of AGM along with the Annual Report for the financial year 2023-24 is also available on the website of the Company <https://www.pidilite.com/investor-relations/financials/annual-reports>.

This is for your information and records.

Thanking You,

Yours faithfully,  
**For Pidilite Industries Limited**

**Manisha Shetty**  
**Company Secretary**

Encl as above

**Regd. Office**  
Regent Chambers, 7th Floor  
Jamnalal Bajaj Marg  
208 Nariman Point  
Mumbai 400 021

**Pidilite Industries Limited**  
**Corporate Office**  
Ramkrishna Mandir Road  
Andheri - E, Mumbai 400059, India

T + 91 22 2835 7000  
2835 7952 / 2835 7365  
F +91 22 2830 4482  
[www.pidilite.com](http://www.pidilite.com)  
CIN:L24100MH1969PLC014336

## NOTICE

NOTICE is hereby given that the **55<sup>th</sup> ANNUAL GENERAL MEETING** of the Members of the Company will be held on Wednesday, 7<sup>th</sup> August 2024 at 3.00 p.m. (IST) through Video Conferencing ("VC")/Other Audio Visual Means ("OAVM"), to transact the following business:

### ORDINARY BUSINESS:

1. To receive, consider and adopt:
  - a. the audited standalone financial statements of the Company for the financial year ended 31<sup>st</sup> March 2024 together with the reports of Board of Directors and the Auditors' thereon; and
  - b. the audited consolidated financial statements of the Company for the financial year ended 31<sup>st</sup> March 2024 together with the report of the Auditors' thereon.
2. To declare Dividend on equity shares.
3. To appoint a Director in place of Shri A B Parekh (DIN: 00035317), who retires by rotation and being eligible, offers himself for re-appointment.
4. To appoint a Director in place of Shri Joseph Varghese (DIN: 09770335), who retires by rotation and being eligible, offers himself for re-appointment.

### SPECIAL BUSINESS:

5. To consider and, if thought fit, to pass the following resolution as an **Ordinary Resolution**:  
"RESOLVED THAT pursuant to the provisions of Section 152 and all other applicable provisions, if any, of the Companies Act, 2013 (the Act) and the Companies (Appointment and Qualification of Directors) Rules, 2014 and the applicable provisions of the Securities and Exchange Board of India (Listing Obligations and Disclosure Requirements) Regulations, 2015 (including any statutory modification(s) or re-enactment thereof for the time being in force), and pursuant to the recommendation of the Nomination and Remuneration Committee, Shri Kavinder Singh (DIN: 06994031), who was appointed as an Additional Director of the Company, in terms of Section 161 of the Act by the Board of Directors with effect from 20<sup>th</sup> May 2024 and who holds office upto the date of this Annual General Meeting (AGM) and in respect of whom the Company has received a notice in writing from a member under Section 160 of the Act proposing his candidature for the office of Director, be and is hereby appointed as a Director of the Company, whose period of office shall be liable to determination by retirement of directors by rotation."
6. To consider and, if thought fit, to pass the following resolution as an **Ordinary Resolution**:  
"RESOLVED THAT in accordance with the recommendation of the Nomination and Remuneration Committee and pursuant to provisions of Sections 196, 197 and 203, read with Schedule V and other applicable provisions, if any, of the Companies Act, 2013 (the Act), the Companies (Appointment and Remuneration of Managerial Personnel) Rules, 2014 (including any statutory modifications or re-enactment(s) thereof, for the time being in force) and the Articles of Association of the Company, approval of

the Members of the Company, be and is hereby accorded for the appointment of Shri Kavinder Singh (DIN: 06994031) as Whole Time Director designated as Joint Managing Director Designate of the Company for a period of 5 (five) years, with effect from 20<sup>th</sup> May 2024, on the terms and conditions and payment of remuneration as set out in the Explanatory Statement attached to this Notice."

"RESOLVED FURTHER THAT Shri Kavinder Singh, the Joint Managing Director Designate shall work under the superintendence, control and direction of the Board of Directors."

"RESOLVED FURTHER THAT Shri Kavinder Singh will be a Key Managerial Personnel of the Company as per the provisions of Section 203(1)(i) of the Act."

"RESOLVED FURTHER THAT Shri Kavinder Singh will be liable to retire by rotation during his term as a Joint Managing Director Designate."

"RESOLVED FURTHER THAT the Joint Managing Director Designate shall be entitled to reimbursement of all expenses incurred for the purpose of business of the Company and shall not be entitled to any sitting fees for attending meetings of the Board of Directors and Committee(s) thereof."

"RESOLVED FURTHER THAT the Board of Directors be and are hereby authorized to modify, alter and vary terms of appointment and remuneration so as not to exceed the limits specified in Schedule V and other applicable Sections of the Act or any statutory modifications thereof as may be agreed to by the Board of Directors and Shri Kavinder Singh."

"RESOLVED FURTHER THAT the total remuneration by way of salary, perquisites, and allowances etc. payable to Shri Kavinder Singh, Joint Managing Director Designate in any Financial Year shall not exceed 5% of the net profit of that Financial Year as per Section 197, and Section I of Part II of Schedule V and other applicable provisions of the Act."

"RESOLVED FURTHER THAT the Board be and is hereby authorized to do all such acts, deeds and things and execute all such documents, instruments and writings as may be required and to delegate all or any of its powers herein conferred to any Committee of Directors."

7. To consider and, if thought fit, to pass the following resolution as an **Ordinary Resolution**:

"RESOLVED THAT in terms of the ordinary resolution passed by the members at the 53<sup>rd</sup> Annual General Meeting of the Company held on 10<sup>th</sup> August 2022 wherein Shri Sudhanshu Vats (DIN: 05234702) has been appointed as Deputy Managing Director for a term of 5 years with effect from 18<sup>th</sup> May 2022 and in partial modification thereof and in accordance with the recommendation of the Nomination and Remuneration Committee and pursuant to provisions of Sections 196, 197 and 203 read with Schedule V and other applicable provisions, if any, of the Companies Act, 2013 (the Act) and the Companies (Appointment and Remuneration

of Managerial Personnel) Rules, 2014 (including any statutory modifications or re-enactment(s) thereof, for the time being in force) and the Articles of Association of Company, approval of the members of the Company be and is hereby accorded for the modification in terms of remuneration of Shri Sudhanshu Vats consequent upon change in his designation from Deputy Managing Director to Managing Director Designate effective from 1<sup>st</sup> April 2024"

"RESOLVED FURTHER THAT Shri Sudhanshu Vats, the Managing Director Designate shall work under the superintendence, control and direction of the Board of Directors."

"RESOLVED FURTHER THAT Shri Sudhanshu Vats will be a Key Managerial Personnel of the Company as per the provisions of Section 203(1)(i) of the Act."

"RESOLVED FURTHER THAT Shri Sudhanshu Vats will be liable to retire by rotation during his tenure as Managing Director Designate."

"RESOLVED FURTHER THAT the Managing Director Designate shall be entitled to reimbursement of all expenses incurred for the purpose of business of the Company and shall not be entitled to any sitting fees for attending meetings of the Board of Directors and Committee(s) thereof."

"RESOLVED FURTHER THAT the Board of Directors be and are hereby authorized to modify, alter and vary terms of appointment and remuneration so as not to exceed the limits specified in Schedule V and other applicable Sections of the Act or any statutory modifications thereof as may be agreed to by the Board of Directors and Shri Sudhanshu Vats."

"RESOLVED FURTHER THAT the total remuneration by way of salary, perquisites, and allowances etc. payable to Shri Sudhanshu Vats, Managing Director Designate in any Financial Year shall not exceed 5% of the net profit of that Financial Year as per Section 197, Section I of Part II of Schedule V and other applicable provisions of the Act."

"RESOLVED FURTHER THAT the Board be and is hereby authorized to do all such acts, deeds and things and execute all such documents, instruments and writings as may be required and to delegate all or any of its powers herein conferred to any Committee of Directors."

8. To consider and, if thought fit, to pass the following resolution as a **Special Resolution**:

"RESOLVED THAT pursuant to the provisions of Section 149, 150, 152 read with Schedule IV and all other applicable provisions, if any, of the Companies Act, 2013 (the Act) and the Companies (Appointment and Qualification of Directors) Rules, 2014 and the applicable provisions of the Securities and Exchange Board of India (Listing Obligations and Disclosure Requirements) Regulations, 2015 (including any statutory modification(s) or re-enactment thereof for the time being in force), (Listing Regulations), pursuant to the provisions of Articles of Association of the Company, and in accordance with the recommendation of the Nomination and Remuneration Committee and the Board of Directors of the Company, approval of the

members be and is hereby accorded for appointment of Shri Rajeev Gupta (DIN: 00241501), who was appointed as an Additional Director (Independent) of the Company in terms of Section 161 of the Act by the Board of Directors with effect from 7<sup>th</sup> May 2024 and who holds office upto the date of this Annual General Meeting (AGM) and who has submitted a declaration that he meets the criteria of independence as provided in Section 149(6) of the Act along with the rules framed thereunder and Regulation 16(1)(b) of the Listing Regulations and is eligible for appointment under the provisions of the Act, Rules made thereunder and the Listing Regulations and in respect of whom the Company has received a notice in writing from a member under Section 160 of the Act proposing his candidature for the office of a Director, as an Independent Director of the Company to hold office for a first term of 5 (five) consecutive years commencing from 7<sup>th</sup> May 2024 upto 6<sup>th</sup> May 2029 and he shall not be liable to retire by rotation."

"RESOLVED FURTHER THAT the Board of Directors and/or the Company Secretary be and are hereby severally authorised to settle any question, difficulty or doubt that may arise in giving effect to this resolution and to do all such acts, deeds and things as may be necessary, expedient and desirable for the purpose of giving effect to this resolution."

9. To consider and, if thought fit, to pass the following resolution as a **Special Resolution**:

"RESOLVED THAT pursuant to the provisions of Section 149, 150, 152 read with Schedule IV and all other applicable provisions, if any, of the Companies Act, 2013 (the Act) and the Companies (Appointment and Qualification of Directors) Rules, 2014 and the applicable provisions of the Securities and Exchange Board of India (Listing Obligations and Disclosure Requirements) Regulations, 2015 (including any statutory modification(s) or re-enactment thereof for the time being in force), (Listing Regulations), pursuant to the provisions of Articles of Association of the Company, and in accordance with the recommendation of the Nomination and Remuneration Committee and the Board of Directors of the Company, approval of the members be and is hereby accorded for appointment of Shri J S Deepak (DIN: 02194470), who was appointed as an Additional Director (Independent) of the Company in terms of Section 161 of the Act by the Board of Directors with effect from 1<sup>st</sup> July 2024 and who holds office upto the date of this Annual General Meeting (AGM) and who has submitted a declaration that he meets the criteria of independence as provided in Section 149(6) of the Act along with the rules framed thereunder and Regulation 16(1)(b) of the Listing Regulations and is eligible for appointment under the provisions of the Act, Rules made thereunder and the Listing Regulations and in respect of whom the Company has received a notice in writing from a member under Section 160 of the Act proposing his candidature for the office of a Director, as an Independent Director of the Company to hold office for a first term of 5 (five) consecutive years commencing from 1<sup>st</sup> July 2024 upto 30<sup>th</sup> June 2029 and he shall not be liable to retire by rotation."



“RESOLVED FURTHER THAT the Board of Directors and/or the Company Secretary be and are hereby severally authorised to settle any question, difficulty or doubt that may arise in giving effect to this resolution and to do all such acts, deeds and things as may be necessary, expedient and desirable for the purpose of giving effect to this resolution.”

10. To consider and, if thought fit, to pass the following resolution as an **Ordinary Resolution**:

“RESOLVED THAT pursuant to the provisions of Section 148 and all other applicable provisions, if any, of the Companies Act, 2013 read with the Companies (Audit and Auditors) Rules, 2014 (including any statutory modification(s) or re-enactment thereof, for the time being in force), the Cost Auditors M/s. V J Talati & Co., Cost Accountants, (Registration No. R00213) appointed by the Board of Directors of the Company, on the recommendation of Audit Committee, to conduct the audit of the cost records of the Company for the financial year ending 31<sup>st</sup> March 2025, be paid the remuneration as set out in the explanatory statement annexed to the Notice convening this meeting and the same is hereby ratified and approved.”

“RESOLVED FURTHER THAT the Board of Directors of the Company be and is hereby authorized to do all such acts, deeds, matters and things and take all such steps as may be necessary, proper or expedient to give effect to this resolution.”

BY ORDER OF THE BOARD OF DIRECTORS

Place : Mumbai  
Date : 1<sup>st</sup> July 2024  
Registered Office:  
Regent Chambers, 7<sup>th</sup> floor,  
Jamnalal Bajaj Marg,  
208, Nariman Point,  
Mumbai 400 021.  
Tel : 91 22 2835 7000  
E-mail : [investor.relations@pidilite.co.in](mailto:investor.relations@pidilite.co.in)  
Website : [www.pidilite.com](http://www.pidilite.com)  
CIN : L24100MH1969PLC014336

**MANISHA SHETTY**  
COMPANY SECRETARY

**Notes:**

- In accordance with the provisions of the Companies Act, 2013 (“Act”) read with the Rules made thereunder and General Circular No. 09/2023 dated 25<sup>th</sup> September 2023, other circulars issued by the Ministry of Corporate Affairs (“MCA”) from time to time, Master Circular No. SEBI/HO/CFD/POD2/CIR/P/2023/120 dated 11<sup>th</sup> July 2023 and Circular No. SEBI/HO/CFD/CFD-POD-2/P/CIR/2023/167 dated 7<sup>th</sup> October 2023 issued by Securities and Exchange Board of India (“SEBI”), Companies are allowed to hold Annual General Meeting (AGM/ Meeting) through Video Conferencing (“VC”) or other Audio Visual Means (“OAVM”) upto 30<sup>th</sup> September 2024, without the physical presence of the Members at a common venue. Accordingly, the 55<sup>th</sup> Annual General Meeting (“the AGM”) of the Company is being held through VC / OAVM. The deemed venue for the AGM shall be the Registered Office of the Company.
- Since this AGM is being held pursuant to the MCA Circulars through VC / OAVM, physical attendance of Members has been dispensed with. Accordingly, the facility for appointment of proxies by the Members will not be available for the AGM and hence the Proxy Form and Attendance Slip including Road Map are not annexed to this Notice.
- Corporate members/Institutional Shareholders are requested to send to the Company a scanned (PDF/JPG Format) certified copy of the Board Resolution/Power of Attorney/Authority Letter authorizing their representative to attend and vote on their behalf through remote voting at [investor.relations@pidilite.co.in](mailto:investor.relations@pidilite.co.in). The said Resolution/ Authority Letter etc. shall also be sent to the Scrutinizer by email through its registered email address to [pidilite.scrutinizer@gmail.com](mailto:pidilite.scrutinizer@gmail.com) with a copy marked to [evoting@nsdl.com](mailto:evoting@nsdl.com)
- In case of joint holders attending the AGM, only such joint holder who is higher in the order of names will be entitled to vote.
- A statement pursuant to Section 102(1) of the Act, setting out all material facts relating to item nos. 5 to 10 of the Notice is annexed herewith and the same should be taken as part of this Notice.
- Notes given in the Notice to the extent applicable also forms part of the Explanatory Statement.
- Members seeking any information with regard to the accounts, inspection of documents or any matter to be placed at the AGM, are requested to write to the Company on or before 31<sup>st</sup> July 2024 through email on [queries\\_documents@pidilite.com](mailto:queries_documents@pidilite.com). The same will be replied by the Company suitably.
- In compliance with the aforesaid MCA Circulars and SEBI Circulars, Notice of the AGM along with the Annual Report 2023-24 is being sent only through electronic mode to those Members whose email addresses are registered with the Company/ Depositories. Members may note that the Notice and Annual Report 2023-24 will also be available on the Company's website [www.pidilite.com](http://www.pidilite.com), websites of the Stock Exchanges i.e. BSE Limited and National Stock Exchange of India Limited at [www.bseindia.com](http://www.bseindia.com) and [www.nseindia.com](http://www.nseindia.com) respectively and on the website of NSDL <https://www.evoting.nsdl.com>.

- Members attending the AGM through VC / OAVM shall be counted for the purpose of reckoning the quorum under Section 103 of the Act.
- The Company, in compliance with the Listing Regulations will be webcasting the proceedings of the AGM on NSDL's website. Members can view the proceedings by logging on the e-Voting website of NSDL at [www.evoting.nsdl.com](http://www.evoting.nsdl.com) using their secure login credentials. The link will be available in shareholder login where EVEN of the Company will be displayed.
- In accordance with the provisions of Regulation 36(3) of SEBI Listing Regulations and applicable provisions of Secretarial Standard-2, a brief profile of Shri A B Parekh, Shri Joseph Varghese, Shri Kavinder Singh, Shri Rajeev Gupta and Shri J S Deepak, nature of their expertise in specific functional areas and other information, is set out in the Annexure and the same forms part of this Notice.
- The Register of Members and Share Transfer Books of the Company will be closed from Thursday, 25<sup>th</sup> July 2024 to Wednesday, 7<sup>th</sup> August 2024 (both days inclusive) for the purpose of payment of dividend on equity shares and the AGM. The Record date will be Wednesday, 24<sup>th</sup> July 2024 for determining entitlement of members for payment of dividend for the financial year ended 31<sup>st</sup> March 2024.
- SEBI has mandated the submission of Permanent Account Number (**PAN**) by every participant in securities market. Members holding shares in electronic form are required to submit their PAN as well as bank details to their Depository Participants and Members holding shares in physical form shall submit their PAN as well as bank details to the Company/ Link Intime India Private Limited (Erstwhile TSR Consultants Private Limited), the Company's Registrar & Share Transfer Agents (**Company's R & T Agents**).
  - As per Regulation 40 of the SEBI Listing Regulations and SEBI Circular no. SEBI/HO/MIRSD/MIRSD\_RTAMB/P/CIR/2022/8 dated 25<sup>th</sup> January 2022, as amended, securities of listed companies can be transferred only in dematerialized form. In view of this and to eliminate all risks associated with physical shares and for ease of portfolio management, members holding shares in physical form are requested to consider converting their holdings to dematerialized form. Members can contact the Company or Company's R & T Agents for assistance in this regard.
  - SEBI vide its Circular no. SEBI/HO/MIRSD/MIRSD\_RTAMB/P/CIR/2022/8 dated 25<sup>th</sup> January 2022 and 25<sup>th</sup> May 2022 has mandated the listed companies to issue securities in dematerialized form only while processing certain prescribed service requests. Accordingly, the members are requested to make service request by submitting a duly filled and signed Form No. ISR-4, the format of which is available on the Company's website at [www.pidilite.com](http://www.pidilite.com) and on the website of Company's R & T Agents at <https://liiplweb.linkintime.co.in/KYC-downloads.html>. Members are requested to note that any service request would only be processed after the folio is KYC Compliant.
- The Members are requested to inform of changes, if any, pertaining to their name, postal address, email address, telephone/mobile numbers, PAN, mandates, nominations, power of attorney, bank details such as name of the bank and branch details, bank account number, MICR code, IFSC, etc., immediately to:
  - Company's R & T Agents in prescribed Form No. ISR-1 and other forms pursuant to SEBI Circular No. SEBI/HO/MIRSD/MIRSD\_RTAMB/P/CIR/2021/655 dated 3<sup>rd</sup> November 2021 in case of shares held in Physical Form; or
  - Depository Participants (DP) in case of shares held in Electronic Form.
- SEBI vide its Circular No. SEBI/HO/MIRSD/MIRSD-POD-1/P/CIR/2023/37 dated 16<sup>th</sup> March 2023 (subsumed as part of the SEBI Master Circular No. SEBI/HO/MIRSD/POD-1/P/CIR/2024/37 dated 7<sup>th</sup> May 2024), in supersession of earlier Circular(s) issued on the subject, has prescribed common and simplified norms for processing investor service requests by RTAs and norms for furnishing PAN, KYC (contact details, Bank details and specimen signature), and nomination details.
- As per the said Circular it is mandatory for the shareholders holding securities in physical form to inter-alia, furnish PAN, KYC and nomination details. Physical folios wherein the said details are not available would be eligible for lodging grievance for any service request only after registering the required details. Any payments including dividend in respect of such folios shall only be made electronically w.e.f. 1<sup>st</sup> April 2024 upon registering the required details.
- The Company has sent individual letters to all the Shareholders holding shares of the Company in physical form for furnishing their PAN, KYC and nomination details. The relevant circular(s) and necessary forms in this regard have been made available on the website of the Company <https://www.pidilite.com/investor-relations/shareholders-corner> and its RTA <https://liiplweb.linkintime.co.in/KYC-downloads.html>. Accordingly, the members are advised to register their details with the RTA or DPs, in compliance with the aforesaid SEBI guidelines for smooth processing of their service request and trading without any hindrance.
- To prevent fraudulent transactions, Members are advised to exercise due diligence and notify the Company of any change in address or demise of any member as soon as possible. Periodic statement of holdings should be obtained from the concerned DP and holdings should be verified.
- Members can avail nomination facility in terms of extant legal provisions. In this regard, on request, the necessary Form SH-13 can be obtained from the Company's R & T Agents. If a Member desires to opt out or cancel the earlier nomination and record a fresh nomination, he/she may submit the same in Form No. ISR-3 or Form No. SH-14, as the case may be. The said forms are also available on the website of the Company at [www.pidilite.com](http://www.pidilite.com).
- To support the 'Green Initiative', Members who have not yet registered their email addresses are requested to register the same with their DPs, in case the shares are held by them in electronic form and with Company's R & T Agents in case the shares are held by them in physical form.

21. Shareholders may note that under the provisions of the Income-tax Act, 1961, as amended by the Finance Act, 2020, mandates that dividends paid or distributed by a Company after 1<sup>st</sup> April 2020 shall be taxable in the hands of the shareholders. The Company shall therefore be required to deduct Tax at Source (“TDS”) at the time of making the final dividend. In order to enable us to determine the appropriate TDS rate as applicable, Members are requested to submit the documents in accordance with the provisions of the Income-tax Act, 1961.

A) For Resident Shareholders, TDS shall be deducted under Section 194 of the Income-tax Act, 1961 at 10% (Ten percent) on the amount of Dividend declared and paid by the Company during financial year 2024-25 provided PAN is registered by the Shareholder. If PAN is not registered or PAN is not linked with Aadhar or specified person under Section 206AB of the Income-tax Act, 1961, TDS would be deducted @ 20% (Twenty percent). However, no tax shall be deducted on the Dividend payable to a resident Individual if the total dividend to be received by them during financial year 2024-25 does not exceed Rs. 5,000/-. In cases where the shareholder furnishes valid Form 15G (applicable to any person other than a Company or a Firm or HUF)/ valid Form 15H (applicable to an Individual above the age of 60 years) Nil/ lower TDS Certificate issued by the Income tax department, no TDS shall be deducted provided that the eligibility conditions are being met.

B) For Non-resident Shareholders, taxes are required to be withheld in accordance with the provisions of Section 195 of the Income-tax Act, 1961 at the rates in force. As per the relevant provisions of the Income-tax Act, 1961, the withholding tax shall be at the rate of 20% (Twenty percent) (plus applicable surcharge and education cess) on the amount of Dividend payable to them. However, as per Section 90 of the Income-tax Act, 1961, the non-resident shareholder has the option to be governed by the provisions of the Double Tax Avoidance Agreement (“DTAA”) between India and the country of tax residence of the shareholder, if they are more beneficial to them. For this purpose, i.e. to avail the Tax Treaty benefits, the non-resident shareholder will have to provide the following:

- Copy of Tax Residency Certificate (“TRC”) for the period of 1<sup>st</sup> April 2024 to 31<sup>st</sup> March 2025 or 1<sup>st</sup> January 2024 to 31<sup>st</sup> December 2024 obtained from the tax authorities of the country of which the Shareholder is resident.
- Self declaration in Form No. 10F if all the details required in this form are not mentioned in the TRC. If the shareholder have PAN in India, Form No. 10F have to be e-filed online through Income-tax portal.
- Self-attested copy of the PAN Card allotted by the Indian Income Tax authorities.

- Self-Declaration certifying the following points:
  - i. Member is and will continue to remain a tax resident of the country of its residence during the financial year 2024-25;
  - ii. Member is eligible to claim the beneficial DTAA rate for the purposes of tax withholding on dividend declared by the Company;
  - iii. Member has no reason to believe that its claim for the benefits of the DTAA is impaired in any manner;
  - iv. Member is the ultimate beneficial owner of its shareholding in the Company and Dividend receivable from the Company; and
  - v. Member does not have a taxable presence or a permanent establishment in India during the financial year 2024-25.

As per Finance Act, 2021, Section 206AB of the Income-tax Act, 1961 has been inserted effective from 1<sup>st</sup> July 2021, wherein higher rate of tax (twice the specified rate) would be applicable on payment made to a shareholder who is classified as ‘Specified Person’ as defined under the provisions of the aforesaid Section. However, in case a non-resident shareholder or a non-resident Foreign Portfolio/ Foreign Institutional Investor, higher rate of tax as mentioned under Section 206AB of the Income-tax Act, 1961 shall not apply if such non-resident does not have a permanent establishment in India.

- C) All shareholders are requested to check / update their correct name, PAN, address, residential status, etc. from/to your broker / DP Agent.
- D) Please note that the Company is not obligated to apply the beneficial DTAA rates at the time of tax deduction/withholding on dividend amounts. Application of beneficial DTAA rate shall depend upon the completeness and satisfactory review by the Company of the documents submitted by Non-Resident shareholder.
- E) Accordingly, in order to enable us to determine the appropriate TDS/withholding tax rate applicable, we request you to provide these details and documents as mentioned above before 20<sup>th</sup> July 2024.
- F) Kindly note that the aforementioned documents are required to be submitted at <https://liiplweb.linkintime.co.in/formsreg/submission-of-form-15g-15h.html> on or before 20<sup>th</sup> July 2024 in order to enable the Company to determine and deduct appropriate TDS/ withholding tax rate. No communication on the tax determination/deduction shall be entertained post 20<sup>th</sup> July 2024. It may be further noted that in case the income-tax on said dividend is deducted at a higher rate in absence of receipt of the aforementioned details/ documents from you, there would still be an option available with you to file the return of income and claim an appropriate refund, if eligible.
- G) The soft copy of TDS certificate can be emailed to you at your registered e-mail ID in accordance with the provisions of the Income-tax Act, 1961 after filing of the quarterly TDS Returns of the Company,

post payment of the said Dividend. Further, you can download Form No. 26AS from the Income tax Portal after login through your PAN and can check TDS deduction details on dividend from Form No. 26AS.

- H) Separate email communication is being sent to the shareholders informing the said change in the Income-tax Act, 1961 as well as relevant procedure to be adopted by the shareholders for availing the applicable tax rate.
22. A. Pursuant to Section 205A of the Companies Act, 1956 all unclaimed /unpaid dividend up to the financial year ended 31<sup>st</sup> March 1994 have been transferred to the General Revenue Account of the Central Government. Those Members who have so far not claimed their dividends for the said periods may claim the same by submitting an application in the prescribed form to the Registrar of Companies, Maharashtra.
  - B. The Company has transferred unclaimed/unpaid dividend (including the Interim Dividend declared during the Financial Years 2001-02 and 2015-16) in respect of Financial Years ended 31<sup>st</sup> March 1995 to 31<sup>st</sup> March 2016 to the Investor Education and Protection Fund (IEPF).
  - C. Sections 124 and 125 of the Act read with the Investor Education and Protection Fund Authority (Accounting, Audit, Transfer and Refund) Rules, 2016 (“IEPF Rules”), both of which were made applicable with effect from 7<sup>th</sup> September 2016, also contain similar provisions for transfer of such amounts to IEPF. Accordingly, all unclaimed/ unpaid dividend, as well as the principal redemption amount of preference shares, as applicable, remaining unclaimed/unpaid for a period of seven years from the date they became due for payment, in relation to the Company, have been transferred to the IEPF established by the Central Government. No claim shall be entertained against the Company for the amounts so transferred.
  - D. As per Section 124(6) of the Act read with the IEPF Rules as amended, all the shares in respect of which dividend has remained unpaid/unclaimed for seven consecutive years or more as referred to in the said section read with the relevant Rules, have been transferred to the IEPF Demat Account.
  - E. The Company has sent notice to all the Members whose final dividends for the financial year ending 31<sup>st</sup> March 2017 are lying unpaid/unclaimed against their name. Members are requested to claim the same. As mentioned in the said notice, in case the dividends are not claimed by 31<sup>st</sup> August 2024, necessary steps will be initiated by the Company to transfer the shares and dividend held by the concerned Members to IEPF, without further notice. Please note that no claim shall lie against the Company in respect of the shares so transferred to IEPF.
  - F. In the event of transfer of shares and the unclaimed dividends to IEPF, Members are entitled to claim the same from IEPF by submitting an online application in the prescribed Form IEPF-5 available on the website [www.iepf.gov.in](http://www.iepf.gov.in) and sending a physical

copy of the same duly signed to the Company along with the requisite documents enumerated in the Form IEPF-5.

- G The Company has uploaded the details of unpaid and unclaimed amounts lying with the Company as on 10<sup>th</sup> August 2023 (date of last AGM) on the website of the Company ([www.pidilite.com](http://www.pidilite.com)) and also on the Ministry of Corporate Affairs website.

Members who have not yet encashed their Dividend Warrants for the years ended 31<sup>st</sup> March 2017 to 31<sup>st</sup> March 2023 are requested to contact the R & T Agents, M/s. Link Intime India Private Limited., Unit: Pidilite Industries Limited, C-101, 1<sup>st</sup> Floor, 247 Park, Lal Bahadur Shastri Marg, Vikhroli (West), Mumbai 400083.

23. In March 2008, some of the members of Vinyl Chemicals (India) Limited (VCIL) were allotted 6% Secured Redeemable Preference Shares of ₹ 10/- each (Preference Shares) by the Company pursuant to the Scheme of Demerger of VAM Manufacturing Unit of VCIL into the Company. The said Preference Shares were redeemed on 5<sup>th</sup> September 2008 and the Company had despatched Preference Dividend-cum-Redemption Warrants to all Preference Shareholders without surrender of the Preference Share Certificates. The unclaimed preference shares redemption amount and the dividend pertaining to the same have been transferred to IEPF and hence no claim shall lie in respect thereof against the Company.

#### 24. Voting through electronic means

- I. In compliance with provisions of Section 108 of the Act and Rules issued thereunder and Regulation 44 of SEBI Listing Regulations, Members are provided with the facility to cast their vote by electronic means through the remote e-voting platform as well as e-voting on the date of AGM has been provided by National Securities Depository Limited (NSDL) on all resolutions set out in this Notice. Resolutions passed by the Members through e-voting is/are deemed to have been passed, as if they have been passed at the AGM.
- II. The Members who have casted their vote by remote e-voting prior to the AGM may also attend/ participate in the AGM through VC / OAVM but shall not be entitled to cast their vote again.
- III. The details of the process and manner for remote e-voting are explained herein below:





#### Step 1: Access to NSDL e-voting

##### A. Login method for e-Voting and joining virtual meeting for Individual shareholders holding securities in demat mode

In terms of SEBI circular dated 9<sup>th</sup> December 2020 on e-Voting facility provided by Listed Companies, Individual shareholders holding securities in demat mode are allowed to vote through their demat account maintained with Depositories and Depository Participants. Shareholders are advised to update their mobile number and email Id in their demat accounts in order to access e-Voting facility.



Login method for Individual shareholders holding securities in demat mode is given below:

Type of shareholders	Login Method
Individual Shareholders holding securities in demat mode with NSDL	<ol style="list-style-type: none"> <li>Existing IDEAS user can visit the e-Services website of NSDL viz. <a href="https://eservices.nSDL.com">https://eservices.nSDL.com</a> either on a Personal Computer or on a mobile. On the e-Services home page click on the "Beneficial Owner" icon under "Login" which is available under 'IDEAS' section, this will prompt you to enter your existing User ID and Password. After successful authentication, you will be able to see e-Voting services under Value added services. Click on "Access to e-Voting" under e-Voting services and you will be able to see e-Voting page. Click on company name or e-Voting service provider name and you will be re-directed to e-Voting service provider website for casting your vote during the remote e-Voting period or joining virtual meeting &amp; voting during the meeting.</li> <li>If you are not registered for IDEAS e-Services, option to register is available at <a href="https://eservices.nSDL.com">https://eservices.nSDL.com</a>. Select "Register Online for IDEAS Portal" or click at <a href="https://eservices.nSDL.com/SecureWeb/IdeasDirectReg.jsp">https://eservices.nSDL.com/SecureWeb/IdeasDirectReg.jsp</a></li> <li>Visit the e-Voting website of NSDL. Open web browser by typing the following URL: <a href="https://www.evoting.nSDL.com/">https://www.evoting.nSDL.com/</a> either on a Personal Computer or on a mobile. Once the home page of e-Voting system is launched, click on the icon "Login" which is available under 'Shareholder/Member' section. A new screen will open. You will have to enter your User ID (i.e. your sixteen digit demat account number held with NSDL), Password/OTP and a Verification Code as shown on the screen. After successful authentication, you will be redirected to NSDL Depository site wherein you can see e-Voting page. Click on company name or e-Voting service provider name and you will be redirected to e-Voting service provider website for casting your vote during the remote e-Voting period or joining virtual meeting &amp; voting during the meeting.</li> <li>Shareholders/Members can also download NSDL Mobile App "NSDL Speede" facility by scanning the QR code mentioned below for seamless voting experience.</li> </ol> <p><b>NSDL Mobile App is available on</b></p> <div style="display: flex; justify-content: space-around; align-items: center;"> <div style="text-align: center;">     </div> <div style="text-align: center;">     </div> </div>
Individual Shareholders holding securities in demat mode with CDSL	<ol style="list-style-type: none"> <li>Existing users who have opted for Easi/Easiest, can login through their user id and password. Option will be made available to reach e-Voting page without any further authentication. The users to login Easi/Easiest or <a href="http://www.cdslindia.com">www.cdslindia.com</a> and click on login icon and New System Myeasi Tab.</li> <li>After successful login of Easi/Easiest, the user will also be able to see the e-Voting Menu. The Menu will have links of Evoting Service Provider (ESP) i.e. NSDL portal. Click on NSDL to cast your vote.</li> <li>If the user is not registered for Easi/Easiest, option to register is available at CDSL website <a href="http://www.cdslindia.com">www.cdslindia.com</a> and click on login and New System Myeasi Tab to register.</li> <li>Alternatively, the user can directly access e-Voting page by providing Demat account number and PAN from a link in <a href="http://www.cdslindia.com">www.cdslindia.com</a> home page. The system will authenticate the user by sending OTP on registered Mobile and e-mail as recorded in the demat account. After successful authentication, user will be provided links for the respective ESP i.e. NSDL where the e-Voting is in progress.</li> </ol>
Individual Shareholders (holding securities in demat mode) login through their depository participants	<ol style="list-style-type: none"> <li>You can also login using the login credentials of your demat account through your Depository Participant registered with NSDL/CDSL for e-Voting facility.</li> <li>Upon logging in, you will be able to see e-Voting option. Click on e-Voting option, you will be redirected to NSDL/CDSL Depository site after successful authentication, wherein you can see e-Voting feature.</li> <li>Click on company name or ESP name i.e. NSDL and you will be redirected to ESP website for casting your vote during the remote e-Voting period or joining virtual meeting and voting during the meeting.</li> </ol>

Note: Members who are unable to retrieve User ID/Password are advised to use Forgot User ID and Forgot Password option available at respective websites.

Helpdesk for individual shareholders holding securities in demat mode for any technical issues related to login through Depository i.e. NSDL and CDSL

Login type	Helpdesk details
Securities held with NSDL	Please contact NSDL helpdesk by sending a request at <a href="mailto:evoting@nSDL.com">evoting@nSDL.com</a> or call at 022-4886 7000
Securities held with CDSL	Please contact CDSL helpdesk by sending a request at <a href="mailto:helpdesk.evoting@cdslindia.com">helpdesk.evoting@cdslindia.com</a> or contact at toll free no.: 1800 22 55 33.

**B. Login Method for e-Voting and joining virtual meeting shareholders other than Individual shareholders holding securities in demat mode and shareholders holding securities in physical mode.**

How to Login to NSDL e-voting website?

- Step 1 - Visit the e-Voting website of NSDL.** Open web browser by typing the following URL: <https://www.evoting.nSDL.com/> either on a Personal Computer or on a mobile.
- Once the home page of e-Voting system is launched, click on the icon "Login" which is available under 'Shareholder/ Member' section.
- A new screen will open. You will have to enter your User ID, your Password and a Verification Code as shown on the screen.

Alternatively, if you are registered for NSDL eservices i.e. IDEAS, you can log-in at <https://eservices.nSDL.com/> with your existing IDEAS login. Once you log-in to NSDL eservices after using your log-in credentials, click on e-Voting and you can proceed to Step 2 i.e. Cast your vote electronically.

- Your User ID details are given below:

Manner of holding shares i.e. Demat (NSDL or CDSL) or Physical	Your User ID is:
a. For Members who hold shares in demat account with NSDL.	8 Character DP ID followed by 8 Digit Client ID For example if your DP ID is IN300*** and Client ID is 12***** then your user ID is IN300***12*****
b. For Members who hold shares in demat account with CDSL.	16 Digit Beneficiary ID For example if your Beneficiary ID is 12***** then your user ID is 12*****
c. For Members holding shares in Physical Form.	EVEN Number followed by Folio Number registered with the company For example if folio number is 001*** and EVEN is 101456 then user ID is 101456001***

- Your password details are given below:
  - If you are already registered for e-Voting, then you can use your existing password to login and cast your vote.
  - If you are using NSDL e-Voting system for the first time, you will need to retrieve the 'initial password' which was communicated to you. Once you retrieve your 'initial password', you need to enter the 'initial password' and the system will force you to change your password.
  - How to retrieve your 'initial password'?
    - If your email ID is registered in your demat account or with the Company, your 'initial password' is communicated to you on your email ID. Trace the email sent to you from NSDL from your mailbox. Open the email and open the attachment i.e. a .pdf file. Open the .pdf file. The password to open the .pdf file is your 8 digit client ID for NSDL account, last 8 digits of client ID for CDSL account or folio number for shares held in physical form. The .pdf file contains your 'User ID' and your 'initial password'
    - If your email ID is not registered, please follow instructions mentioned below in this notice.
- If you are unable to retrieve or have not received the "initial password" or have forgotten your password:
  - Click on "Forgot User Details/Password?" (If you are holding shares in your demat account with NSDL or CDSL) option available on [www.evoting.nSDL.com](http://www.evoting.nSDL.com).
  - "Physical User Reset Password?" (If you are holding shares in physical mode) option available on [www.evoting.nSDL.com](http://www.evoting.nSDL.com).
  - If you are still unable to get the password by aforesaid two options, you can send a request at [evoting@nSDL.com](mailto:evoting@nSDL.com) mentioning your demat account number/folio number, your PAN, your name and your registered address.
  - Members can also use the one-time password (OTP) based login for casting the votes on the e-Voting system of NSDL.
- After entering your password, tick on Agree to "Terms and Conditions" by selecting on the check box.
- Now, you will have to click on "Login" button.
- After you click on the "Login" button, Home page of e-Voting will open.

**Step 2: Cast your vote electronically on NSDL e-Voting system**

- After successful login at Step 1, you will be able to see the Home page of e-Voting. Click on e-Voting. Then, click on Active Voting Cycles.
- After click on Active Voting Cycles, you will be able to see all the companies "EVEN" in which you are holding shares and whose voting cycle is in active status.
- Select "EVEN" of the Company.
- Now you are ready for e-Voting as the Voting page opens.

- v. Cast your vote by selecting appropriate options i.e. assent or dissent, verify/modify the number of shares for which you wish to cast your vote and click on "Submit" and also "Confirm" when prompted.
- vi. Upon confirmation, the message "Vote cast successfully" will be displayed.
- vii. You can also take the printout of the votes cast by you by clicking on the print option on the confirmation page.
- viii. Once you confirm your vote on the resolution, you will not be allowed to modify your vote.

**Process for those shareholders whose email ids are not registered with the Depositories/Company for procuring User ID and Password for e-Voting for the resolutions set out in this Notice:**

Shareholders/members may send a request to [evoting@nsdl.com](mailto:evoting@nsdl.com) for procuring User ID and Password for e-Voting by providing below mentioned documents:

1. In case shares are held in physical mode please provide folio no., name of Shareholder, scanned copy of the share certificate (front and back), PAN (self-attested scanned copy of PAN card) and Aadhaar (self-attested scanned copy of Aadhaar Card).
2. In case shares are held in demat mode, please provide DP ID Client ID (16 digit DP ID + Client ID or 16 digit Beneficiary ID), name, client master or copy of consolidated account statement, PAN (self-attested scanned copy of PAN card) and Aadhaar (self-attested scanned copy of Aadhaar Card). If you are an individual Shareholder holding securities in demat mode, you are requested to refer to the login method explained at note Step 1.A 'Login method for e-Voting and joining virtual meeting for individual shareholders holding securities in demat mode'.

Process for registration of email id for obtaining Annual Report and updation of bank account mandate for receipt of dividend:

Physical Holding	Form for availing investor services to register PAN, email address, bank details and other KYC details or changes / update thereof for securities held in physical mode	Form ISR-1
	Update of signature of securities holder	Form ISR-2
	For nomination as provided in the Rules 19 (1) of Companies Share (Capital and Debentures) Rules, 2014	Form SH-13
	Declaration to opt out	Form ISR-3
	Cancellation of nomination by the holder(s) (along with ISR-3) / Change of Nominee	Form SH-14
	Form for requesting issue of Duplicate Certificate and other service requests for shares/ debentures/bonds, etc., held in physical form	Form ISR-4

The forms for updating the above details are available at Company's website <https://www.pidilite.com/investor-relations/shareholders-corner>

Demat Holding	Please contact your Depository Participant (DP) and register your email address and bank account details in your demat account, as per the process advised by your DP.
---------------	--

**THE INSTRUCTIONS FOR MEMBERS FOR e-VOTING ON THE DAY OF THE AGM ARE AS UNDER:-**

1. The procedure for e-Voting on the day of the AGM remains same as the instructions mentioned above for remote e-voting.
2. Only those Members/shareholders, who will be present in the AGM through VC/OAVM facility and have not casted their vote on the Resolutions through remote e-Voting and are otherwise not barred from doing so, shall be eligible to vote through e-Voting system in the AGM.
3. The details of the person who may be contacted for any grievances connected with the facility for e-Voting on the day of the AGM shall be the same person mentioned for Remote e-voting.

**General Guidelines for shareholders**

- i. Institutional shareholders (i.e. other than individuals, HUF, NRI etc.) are required to send scanned copy (PDF/JPG Format) of the relevant Board Resolution/ Power of Attorney/ Authority letter etc. with attested specimen signature of the duly authorized signatory(ies) who are authorized to vote, to the Scrutinizer by e-mail to [pidilite.scrutinizer@gmail.com](mailto:pidilite.scrutinizer@gmail.com) with a copy marked to [evoting@nsdl.com](mailto:evoting@nsdl.com).  
Institutional shareholders (i.e. other than individuals, HUF, NRI etc.) can also upload their Board Resolution/ Authority Letter etc. by clicking on "Upload Board Resolution/Authority Letter" displayed under "e-Voting" tab in their login.
- ii. It is strongly recommended not to share your password with any other person and take utmost care to keep your password confidential. Login to the e-voting website will be disabled upon five unsuccessful attempts to key in the correct password. In such an event, you will need to go through the "Forgot User Details/Password?" or "Physical User Reset Password?" option available on [www.evoting.nsd.com](http://www.evoting.nsd.com) to reset the password.
- iii. In case of any queries, you may refer the Frequently Asked Questions (FAQs) for Shareholders and e-voting user manual for Shareholders available at the download section of [www.evoting.nsd.com](http://www.evoting.nsd.com) or call on.: 022 4886 7000 or send a request at [evoting@nsdl.com](mailto:evoting@nsdl.com).
- iv. Any person, holding shares in physical form and non-individual shareholders who acquires shares of the Company and becomes member of the Company after dispatch of the notice and holding shares as of the cut-off date i.e. 31<sup>st</sup> July 2024, may obtain the login ID and password by sending a request at [evoting@nsdl.com](mailto:evoting@nsdl.com) or Issuer/RTA. However, if you are already registered with NSDL for remote e-voting, then you can use your existing user ID and password for casting your vote. If you forgot your password, you can reset your password by using "Forgot User Details/Password" or "Physical User Reset Password" option available on [www.evoting.nsd.com](http://www.evoting.nsd.com) or call on 022 4886 7000. In case of Individual Shareholders holding securities in demat mode who acquires shares of the Company and becomes a Member of the Company

after sending of the Notice and holding shares as of the cut-off date i.e 31<sup>st</sup> July 2024 may follow steps mentioned in the Notice of the AGM under "Access to NSDL e-Voting system".

- v. The remote e-voting period shall commence on Saturday, 3<sup>rd</sup> August 2024 at 9.00 a.m. and would end on Tuesday, 6<sup>th</sup> August 2024 at 5.00 p.m. During this period, shareholders of the Company, holding shares either in physical form or in dematerialized form as on 31<sup>st</sup> July 2024 (cut-off date) may cast their vote electronically. The remote e-voting module shall be disabled by NSDL for voting thereafter. Once the vote on a resolution is casted by the Shareholder, the shareholder shall not be allowed to change/modify it subsequently or cast the vote again.
- vi. The voting rights of Shareholders shall be in proportion to the share in the paid up equity share capital of the Company as on 31<sup>st</sup> July 2024, the cut-off date. Any person who is not a Member as on the cut-off date should treat this Notice for information purposes only.

**INSTRUCTIONS FOR MEMBERS FOR ATTENDING THE AGM THROUGH VC/OAVM ARE AS UNDER:**

- A. Member will be provided with a facility to attend the AGM through VC/OAVM through the NSDL e-Voting system. Members may access by following the steps mentioned above for Access to **NSDL e-Voting system**. After successful login, you can see link of "VC/OAVM link" placed under "Join meeting" menu against company name. You are requested to click on VC/OAVM link placed under Join Meeting menu. The link for VC/OAVM will be available in Shareholder/Member login where the EVEN of Company will be displayed. Please note that the members who do not have the User ID and Password for e-Voting or have forgotten the User ID and Password may retrieve the same by following the remote e-Voting instructions mentioned in the notice to avoid last minute rush.
- B. Members who do not have the User ID and Password for e-voting or have forgotten the User ID and Password may retrieve the same by following the remote e-voting instructions mentioned in the Notice. Further Members can also use the OTP based login for logging into the e-voting system of NSDL.
- C. Facility of joining the AGM through VC / OAVM shall open 15 minutes before the time scheduled for the AGM and will be available for Members on first come first served basis.
- D. Members are advised to join the Meeting using stable Wi-Fi or LAN Connection to mitigate any kind of aforesaid glitches and disturbance during the meeting.
- E. Members who need assistance before or during the AGM, can contact NSDL on [evoting@nsdl.com](mailto:evoting@nsdl.com) or call on 022 4886 7000 or contact Mr. Amit Vishal, Deputy Vice President or Ms. Pallavi Mhatre, Senior Manager at [evoting@nsdl.com](mailto:evoting@nsdl.com).

- F. Members who would like to express their views or ask questions during the AGM may register themselves as a speaker by sending their request from their registered email address mentioning their name, DP ID and Client ID/folio number, PAN, mobile number at [queries\\_documents@pidilite.com](mailto:queries_documents@pidilite.com) from 30<sup>th</sup> July 2024 to 02<sup>nd</sup> August 2024. Those Members who have registered themselves as a speaker will only be allowed to express their views/ask questions during the AGM. The Company reserves the right to restrict the number of speakers and number of questions depending on the availability of time for the AGM.
25. Shri P N Parikh, Practising Company Secretary (Membership No. FCS 327 CP No.1228) or failing him, Shri Mitesh Dhabliwala (Membership No. FCS 8331 CP No. 9511) or failing him, Smt. Sarvari Shah (Membership No. FCS 9697 CP No. 11717) have been appointed as the 'Scrutinizer' to scrutinize remote e-voting process and also e-voting at the AGM in a fair and transparent manner.
26. The Scrutinizer shall immediately after the conclusion of voting at the AGM, first scrutinise the votes cast at the AGM, thereafter unlock the votes cast through remote e-voting and shall make not later than 48 hours of conclusion of the Meeting, a consolidated Scrutinizer's Report of the total votes cast in favour or against, if any, to the Chairman or a person authorised by him in writing who shall countersign the same.
27. The Results alongwith the Scrutinizer's Report shall be placed on the Company's website [www.pidilite.com](http://www.pidilite.com) and on the website of NSDL within 48 hours of conclusion of the 55<sup>th</sup> AGM of the Company and communicated to BSE Limited and National Stock Exchange of India Limited.



## Explanatory Statement

(Pursuant to Section 102 of the Companies Act, 2013 (the 'Act')

### Item No. 5

Pursuant to the provisions of Section 161(1) of the Act and the Articles of Association of the Company, the Board of Directors (the Board) at their meeting held on 29<sup>th</sup> February 2024 have appointed Shri Kavinder Singh (DIN: 06994031) as an Additional Director of the Company with effect from 20<sup>th</sup> May 2024. who holds office upto the date of the ensuing Annual General Meeting.

Shri Kavinder Singh is not disqualified from being appointed as a Director in terms of Section 164 of the Act and has given his consent to act as a Director.

Shri Kavinder Singh has more than 38 years of experience in the consumer facing business sectors like FMCG and Hospitality in reputed companies like ITC Ltd., Asian Paints, Mahindra and earlier with Pidilite. Shri Kavinder is a B.Tech in Mechanical Engineering from the National Institute of Technology, Warangal. He has attended the General Management Program at Wharton School of Business and various programs at Harvard, Yale and IMD Lausanne Business School. Shri Kavinder is currently the Chairman of India Business and Biodiversity Initiative (IBBI) and also chairs in different committees of Industry bodies. In accordance with the provisions of Regulation 36(3) of the Listing Regulations, a brief profile of Shri Kavinder Singh is given as an annexure to this Notice and forms part of this explanatory statement.

The Company has received a notice in writing from a member under Section 160 of the Act proposing the candidature of Shri Kavinder Singh for the office of Director of the Company.

The Nomination and Remuneration Committee has recommended the appointment of Shri Kavinder Singh as a Director.

Keeping in view his expertise and vast knowledge, it will be in the interest of the Company that, Shri Kavinder Singh be appointed as a Director of the Company.

Except Shri Kavinder Singh, none of the other Directors, Key Managerial Personnel of the Company and their relatives are concerned or interested (financially or otherwise), in this resolution.

This statement may also be regarded as an appropriate disclosure under the Act and the Listing Regulations.

The Board recommends the Ordinary Resolution, as set out in Item No. 5 of the Notice, for approval by the Members.

### Item No. 6

In accordance with the recommendation of the Nomination and Remuneration Committee, the Board of Directors of the Company at their meeting held on 7<sup>th</sup> May 2024 (in continuation of the earlier approval granted by the Board on 29<sup>th</sup> February 2024) have, subject to the approval of Members, appointed Shri Kavinder Singh (DIN: 06994031) as the Joint Managing Director Designate of the Company for a period of 5 years with effect from 20<sup>th</sup> May 2024 on the following terms and conditions:

#### A. Basic Salary:

Basic Salary of ₹ 3,03,75,000/- (Rupees Three Crore Three Lakhs Seventy-Five Thousand Only) per annum with first increment due on 1<sup>st</sup> April 2025 and subsequent increments will become due on 1<sup>st</sup> April every year.

#### B. Special Allowance:

An amount of ₹ 2,37,31,463/- (Rupees Two Crore Thirty-Seven Lakhs Thirty-One Thousand Four Hundred and Sixty-Three Only) per annum.

#### C. Variable Pay:

An amount not exceeding ₹ 2,04,75,000/- (Rupees Two Crore Four Lakhs and Seventy-Five Thousand Only) per annum.

#### D. Perquisites/ Benefits/ Allowances:

- i. Residential Accommodation:  
The Company shall provide furnished accommodation to Shri Kavinder Singh or shall give House Rent Allowance, not exceeding 50% of the salary or shall provide combination of both.
- ii. Contribution to Provident Fund, payment of Superannuation/National Pension Scheme/Gratuity:
  - a. Contribution to Provident Fund as per the rules of the Company.
  - b. Benefits of Superannuation and National Pension Scheme, as per rules of the Company.
  - c. Gratuity payment as per rules of the Company.
- iii. Perquisites/Allowances not exceeding an amount of ₹ 75,00,000/- (Rupees Seventy-Five Lakh Only) per annum, on a cost to company basis for the following:
  - a. Reimbursement of travel and stay expenses for proceeding on leave once a year in respect of self and family including all expenses in connection with the travel and stay for self and family.
  - b. Reimbursement of membership fees/ subscription for a club in India.
  - c. Medical, Personal Accident Insurance and Life Insurance.
  - d. Company's car with driver.
  - e. Other Allowances as may be approved by the Board from time to time.

The Board will decide the increment upto a ceiling of 15% of the amounts specified in Item No. A, B, C & D(i) to D(iii) above. Subsequent increment will become due on 1<sup>st</sup> April every year and the Board will decide the increment upto 15% of the amounts specified in Item No. A,B,C & D(i) to D(iii) above and drawn in the immediate previous year.

- iv. Over and above the aforesaid perquisites/benefits, the following are allowed:
  - a. Telephone and other communication facilities at residence.
  - b. Encashment of unavailed earned leave as per Rules of the Company
- v. In addition to the above remuneration, the Company, subject to necessary approvals, shall offer the Joint Managing Director Designate, the stock options.

The above remuneration recommended by the Nomination and Remuneration Committee and the Board of Directors, is

fair and reasonable considering Shri Kavinder Singh's vast experience, expertise in leading large organizations, industry standing and other relevant factors. It is also in line with the standards of the peer industry and sector. Further it is commensurate with the Company's performance and market capitalization.

Brief profile of Shri Kavinder Singh is already provided above at item no 5 of the Explanatory Statement.

In accordance with the provisions of Regulation 36(3) of the Listing Regulations, other details of Shri Kavinder Singh is given as an annexure to this Notice and forms part of this explanatory statement.

Shri Kavinder Singh satisfies all the conditions as set out in Part I of Schedule V and also under Section 196 of the Act, for being eligible to be appointed as the Joint Managing Director Designate of the Company.

Due to the diverse business verticals, it has been deemed appropriate by the Board to have a Joint Managing Director. Shri Kavinder Singh is a fit and suitable person for the post of Joint Managing Director Designate. The terms and conditions of his appointment are fair and reasonable. It would be in the interest of the Company to avail services of Shri Kavinder Singh as a Joint Managing Director Designate.

The above may be treated as written memorandum setting out the terms of appointment of Shri Kavinder Singh under Section 190 of the Act.

The Members approval is required for the above under Schedule V and other applicable provisions of the Companies Act, 2013.

Except Shri Kavinder Singh, none of the other Directors or Key Managerial Personnel of the Company and their relatives are interested or concerned (financially or otherwise), in this resolution.

The Board recommends the Ordinary Resolution, as set out in Item No. 6 of the Notice, for approval by the Members.

### Item No. 7

Shri Sudhanshu Vats was appointed as Deputy Managing Director of the Company, by the members at the 53<sup>rd</sup> AGM held on 10<sup>th</sup> August 2022 for a period of 5 (five) years from 18<sup>th</sup> May 2022. The Board of Directors as recommended by the Nomination and Remuneration Committee in their meeting held on 29<sup>th</sup> February 2024, approved change in designation of Shri Vats from Deputy Managing Director to Managing Director Designate w.e.f. 1<sup>st</sup> April 2024.

Further considering the change in designation of Shri Vats and as per the recommendation of the Nomination and Remuneration Committee, the Board of Directors at its meeting held on 7<sup>th</sup> May 2024 approved modification of the remuneration payable to Shri Sudhanshu Vats. The revised pay structure for Shri Sudhanshu Vats as effective from 1<sup>st</sup> April 2024 shall be as under:

#### Remuneration

##### A. Basic Salary:

Basic Salary of ₹ 3,61,77,111/- (Rupees Three Crore Sixty-One Lakhs Seventy-Seven Thousand and One Hundred and Eleven only) per annum with first increment due on 1<sup>st</sup> April 2025 and subsequent increments will become due on 1<sup>st</sup> April every year.

#### B. Special Allowance:

An amount of ₹ 1,63,54,239/- (Rupees One Crore Sixty-Three Lakh Fifty-Four Thousand Two Hundred Thirty-Nine Only) per annum.

#### C. Variable Pay:

An amount not exceeding ₹ 3,27,52,940 (Rupees Three Crore Twenty-Seven Lakh Fifty-Two Thousand Nine Hundred Forty Only) per annum.

#### D. Perquisites / Benefits / Allowances

- i. Residential Accommodation:  
The Company shall provide furnished accommodation to Shri Sudhanshu Vats or shall give House Rent Allowance, of an amount not exceeding 50% of Basic Salary or shall provide combination of both.
- ii. Contribution to Provident Fund, payment of Superannuation/National Pension Scheme/Gratuity:
  - a. Contribution to Provident Fund as per rules of the Company.
  - b. Benefits of Superannuation and National Pension Scheme, as per rules of the Company.
  - c. Gratuity payment as per rules of the Company.
- iii. Perquisites / Allowances not exceeding an amount of ₹ 85,00,000/- (Rupees Eighty-Five Lakh) per annum, on a cost to company basis, for the following:
  - a. Reimbursement of travel and stay expenses for proceeding on leave once a year in respect of self and family including all expenses in connection with the travel and stay for self and family.
  - b. Reimbursement of membership fees/ subscription for a club in India.
  - c. Medical, Personal Accident Insurance and Life Insurance.
  - d. Company's car with driver.
  - e. Other Allowances as may be approved by the Board from time to time.

The Board will decide the increment upto a ceiling of 15% of the amounts specified in Item No. A, B, C & D (i) to D (iii) above. Subsequent increment will become due on 1<sup>st</sup> April every year and the Board will decide the increment upto 15% of the amounts specified in Item No. A,B,C & D(i) to D (iii) above and drawn in the immediate previous year.

- iv. Over and above the aforesaid perquisites/benefits, the following are allowed:
  - a. Telephone and other communication facilities at residence.
  - b. Encashment of unavailed earned leave as per Rules of the Company
- v. In addition to the above remuneration, the Company, subject to necessary approvals, shall offer the Managing Director Designate, the stock options.

With the change in designation of Shri Sudhanshu Vats to Managing Director Designate, the above revision in remuneration recommended by the Nomination and Remuneration Committee and the Board of Directors, is fair and reasonable considering Shri Vat's vast experience, expertise in leading large organizations, industry standing and other relevant factors. It is also in line with the standards of the peer industry and sector. Further it is commensurate with the Company's performance and market capitalization.

The above may be treated as written memorandum setting out the terms of appointment of Shri Sudhanshu Vats under Section 190 of the Act.

The Members approval is required for the above under Schedule V and other applicable provisions of the Companies Act, 2013.

Except Shri Sudhanshu Vats, none of the other Directors or Key Managerial Personnel of the Company and their relatives are interested or concerned (financially or otherwise), in this resolution.

The Board recommends the Ordinary Resolution, as set out in Item No. 7 of the Notice, for approval by the Members.

#### **Item No. 8**

The Board of Directors at their meeting held on 7<sup>th</sup> May 2024, based on the recommendation of the Nomination and Remuneration Committee appointed Shri Rajeev Gupta (DIN: 00241501) as an Additional Director (Independent) of the Company for a first term of 5 (five) consecutive years commencing from 7<sup>th</sup> May 2024 upto 6<sup>th</sup> May 2029 and he shall not be liable to retire by rotation.

Pursuant to Regulation 17 (1C) of the Listing Regulations, Shri Rajeev Gupta shall hold office until the date of next General meeting or for a period of three months from the date of appointment, whichever is earlier. Shri Rajeev Gupta is eligible to be appointed as an Independent Director for a first term of 5 (Five) consecutive years. The Company has received notice under Section 160 of the Act from a member proposing his candidature as an Independent Director of the Company.

Shri Rajeev Gupta, aged 66 years holds Bachelor's degree in Technology from IIT BHU Varanasi and Master's in Business Administration from IIM Ahmedabad. He has 42 years of distinguished career in manufacturing, investment banking, and Private equity. He has held multiple leadership positions in Grindwell Norton, DSP Merrill Lynch Limited, Cosmo Ferrites, The Carlyle Group and Arpwood Capital Limited. He is on the Board of many reputed Companies. Brief profile of Shri Rajeev Gupta as stipulated under Regulation 36(3) of the Listing Regulations is given as an annexure to this Notice.

Shri Rajeev Gupta is independent of the management and possesses appropriate skills, experience and knowledge, inter alia, in the field of leadership and governance, business and senior management. In the opinion of the Board, he fulfills the conditions for his appointment as an Independent Director as specified in the Act and the Listing Regulations and possess requisite expertise, experience and integrity including proficiency.

Keeping in view his expertise and vast knowledge it will be in the interest of the Company to appoint Shri Rajeev Gupta as an Independent Director, not liable to retire by rotation.

The Company has received from Shri Rajeev Gupta (i) consent in writing to act as Director in Form DIR-2 pursuant to Rule 8 of the Companies (Appointment and Qualifications of Directors) Rules, 2014 (ii) intimation in Form DIR-8 in terms of the Companies (Appointment and Qualifications of Directors) Rules, 2014, to the effect that he is not disqualified under Section 164(2) of the Act (iii) a declaration to the effect that he meets the criteria of independence as provided in Section 149(6) of the Act and Rules framed thereunder and Regulation 16(1)(b) of the Listing Regulations. Shri Rajeev Gupta has confirmed that he is in compliance with Rules 6(1) and 6(2) of the Companies (Appointment and Qualification of Directors) Rules, 2014, with respect to his registration with the data bank of Independent Directors maintained by the Indian Institute of Corporate Affairs. Further, he has confirmed that he has not been debarred from holding office of a Director by virtue of any Order passed by SEBI or any other such authority and that he is not aware of any circumstance or situation which exists or may be reasonably anticipated that could impair or impact his ability to discharge his duties as an Independent Director of the Company.

He shall be paid remuneration by way of fee for attending meetings of the Board or Committees thereof or for any other purpose whatsoever as may be decided by the Board, reimbursement of expenses for participating in the Board and other meetings and profit related commission within the limits stipulated under Section 197 of the Act. Copy of draft letter of appointment of Shri Rajeev Gupta setting out the terms and conditions of appointment is available for inspection by the Members through electronic mode, on the basis of request being sent on [queries\\_documents@pidilite.com](mailto:queries_documents@pidilite.com).

Except Shri Rajeev Gupta, none of the other Directors, Key Managerial Personnel of the Company and their relatives are, in any way, concerned or interested, financially or otherwise, in this resolution.

This statement may also be regarded as an appropriate disclosure under the Act and the Listing Regulations.

The Board recommends the Special Resolution, as set out in Item No 8 of the Notice, for approval by the members.

#### **Item No. 9**

The Board of Directors at their meeting held on 1<sup>st</sup> July 2024, based on the recommendation of the Nomination and Remuneration Committee appointed Shri J S Deepak (DIN: 02194470) as an Additional Director (Independent) of the Company for a first term of 5 (five) consecutive years commencing from 1<sup>st</sup> July 2024 upto 30<sup>th</sup> June 2029 and he shall not be liable to retire by rotation.

Pursuant to Regulation 17 (1C) of the Listing Regulations, Shri J S Deepak shall hold office until the date of next General meeting or for a period of three months from the date of appointment, whichever is earlier. Shri J S Deepak is eligible to be appointed as an Independent Director for a first term of 5 (Five) consecutive years. The Company has received notice under Section 160 of the Act from a member proposing his candidature as an Independent Director of the Company.

Shri J.S. Deepak aged 65 years is a retired Indian Administrative Service (IAS) officer with 38 years of experience working for Government, especially in economic sectors in Government of India, including as Secretary Telecom & IT, and Ambassador of India to the World Trade Organization (WTO) at Geneva. In the Department of Telecom, he was responsible for ushering in various reforms, including pioneering the design and conduct of spectrum auctions. As Secretary Electronics & Information Technology (DeitY), Shri Deepak anchored the Digital India Programme and facilitation of IT/ITeS sector and Aadhar enrolment. He was India's Chief Negotiator at the WTO, for the RCEP agreement and the India-EU Free Trade Agreement.

Shri Deepak is presently Group Director with Bharti Enterprises Limited. He is an MBA from the Indian Institute of Management (IIM), Ahmedabad and has been invited to lecture on subjects related to management, trade, telecom and communication at various leading institutions and international fora. Brief profile of Shri J S Deepak as stipulated under Regulation 36(3) of the Listing Regulations is given as an annexure to this Notice.

Shri J S Deepak is independent of the management and possesses appropriate skills, experience and knowledge, inter alia, in the field of leadership and governance, business and senior management. In the opinion of the Board, he fulfills the conditions for his appointment as an Independent Director as specified in the Act and the Listing Regulations and possess requisite expertise, experience and integrity including proficiency.

Keeping in view his expertise and vast knowledge, it will be in the interest of the Company to appoint Shri J S Deepak as an Independent Director, not liable to retire by rotation.

The Company has received from Shri J S Deepak (i) consent in writing to act as Director in Form DIR-2 pursuant to Rule 8 of the Companies (Appointment and Qualifications of Directors) Rules, 2014 (ii) intimation in Form DIR-8 in terms of the Companies (Appointment and Qualifications of Directors) Rules, 2014, to the effect that he is not disqualified under Section 164(2) of the Act (iii) a declaration to the effect that he meets the criteria of independence as provided in Section 149(6) of the Act and Rules framed thereunder and Regulation 16(1)(b) of the Listing Regulations. Shri J S Deepak has confirmed that he is in compliance with Rules 6(1) and 6(2) of the Companies (Appointment and Qualification of Directors) Rules, 2014, with respect to his registration with the data bank of Independent Directors maintained by the Indian Institute of Corporate Affairs. Further, he has confirmed that he has not been debarred from holding office of a Director by virtue of any Order passed by SEBI or any other such authority and that he is not aware of any circumstance or situation which exists or may be reasonably anticipated that could impair or impact his ability to discharge his duties as an Independent Director of the Company.

He shall be paid remuneration by way of fee for attending meetings of the Board or Committees thereof or for any other purpose whatsoever as may be decided by the Board, reimbursement of expenses for participating in the Board and other meetings and profit related commission within the limits stipulated under Section 197 of the Act. Copy of draft letter of appointment of Shri J S Deepak setting out the terms and conditions of appointment is available for inspection by the Members through electronic mode, on the basis of request being sent on [queries\\_documents@pidilite.com](mailto:queries_documents@pidilite.com).

Except Shri J S Deepak, none of the other Directors, Key Managerial Personnel of the Company and their relatives are, in any way, concerned or interested, financially or otherwise, in this resolution.

This statement may also be regarded as an appropriate disclosure under the Act and the Listing Regulations.

The Board recommends the Special Resolution, as set out in Item No 9 of the Notice, for approval by the members.

#### **Item No. 10**

The Board, on the recommendation of Audit Committee, has approved the appointment and remuneration of an amount not exceeding ₹ 1,88,000/- (Rupees One Lakh Eighty Eight Thousand only), plus applicable taxes, for the financial year ending 31<sup>st</sup> March 2025 payable to the Cost Auditor M/s. V J Talati & Co., Cost Accountants to conduct the audit of the cost records of the Company for the aforesaid financial year. In accordance with the provisions of Section 148 of the Act read with the Companies (Audit and Auditors) Rules, 2014, the remuneration payable to the Cost Auditor, as recommended by the Audit Committee and approved by the Board, has to be ratified by the Members of the Company.

The Board recommends the Ordinary Resolution, as set out in Item No. 10 of the Notice, for approval by the Members.

None of the Directors, Key Managerial Personnel of the Company and their relatives are in any way concerned or interested (financially or otherwise) in this resolution.

BY ORDER OF THE BOARD OF DIRECTORS

Place : Mumbai

Date : 1<sup>st</sup> July 2024

Registered Office:

Regent Chambers, 7<sup>th</sup> floor,  
Jamnalal Bajaj Marg,  
208, Nariman Point,  
Mumbai 400 021.

Tel : 91 22 2835 7000

E-mail : [investor.relations@pidilite.co.in](mailto:investor.relations@pidilite.co.in)

Website : [www.pidilite.com](http://www.pidilite.com)

CIN : L24100MH1969PLC014336

**MANISHA SHETTY**  
COMPANY SECRETARY




## Additional information on Directors seeking election at the Annual General Meeting

[under Regulation 36(3) of SEBI (Listing Obligations and Disclosure Requirements) Regulations, 2015]:

Resolution/Item No	3	4	6	8	9
<b>Name of Director</b>	<b>Shri A B Parekh</b>	<b>Shri Joseph Varghese</b>	<b>Shri Kavinder Singh</b>	<b>Shri Rajeev Gupta</b>	<b>Shri J S Deepak</b>
Age	66 years	51 years	59 years	66 years	65 years
Date of first appointment on the Board	26 <sup>th</sup> June 1985	9 <sup>th</sup> November 2022	20 <sup>th</sup> May 2024	7 <sup>th</sup> May 2024	1 <sup>st</sup> July 2024
Qualification	B. S. Chem. Engg. (USA), M.B.A (USA)	Bachelor of Science, Post Graduate Diploma in Supply Chain Management, BSc. Tech., Chemical Technology	B.Tech in Mechanical Engineering General Management Program from Wharton and Harvard Business School.	Bachelor's degree in technology and MBA from the Indian Institute of Management (IIM), Ahmedabad	Indian Administrative Service (IAS) and an MBA from the Indian Institute of Management (IIM), Ahmedabad
Experience (including expertise in specific functional area)/ Brief Resume	He is a Promoter Director and Non-Executive Vice Chairman of the Company. He has been serving as a Director of the Company since 1985 and has an experience of over 42 years.	He is a Post Graduate Diploma in Supply Chain Management, CII Institute of Logistics & BSc. Tech., Chemical Technology (Specialization in Intermediates & Dyestuffs) from Institute of Chemical Technology, Mumbai and has an experience of 29 years.	For details, please refer to the Explanatory statement attached to the AGM Notice		
Terms and Conditions of appointment/re-appointment	Whole-time Director designated as Executive Vice Chairman appointed for a period of 5 years liable to retire by rotation. He has stepped down as the Executive Vice Chairman and continues as the Non-Executive Vice Chairman of the Company with effect from 1 <sup>st</sup> April 2024.	Whole-time Director designated as Director – Operations appointed for a period of 5 years liable to retire by rotation	Whole Time Director designated as Joint Managing Director appointed for a period of 5 years liable to retire by rotation.	Non-Executive and Independent Director of the Company appointed for the first term of 5 consecutive years not liable to retire by rotation.	Non-Executive and Independent Director of the Company appointed for the first term of 5 consecutive years not liable to retire by rotation.
Remuneration last drawn (FY 2023-2024)	For details, please refer to the Corporate Governance Report	Nil	Nil	Nil	Nil
Remuneration proposed to be paid	As approved by the members at the Annual General meeting held on 10 <sup>th</sup> August 2023	As approved by the members through the Postal Ballot passed by the members on 27 <sup>th</sup> December 2022.	As per the resolution at Item No. 6 of the Notice	As per Remuneration Policy of the Company.	As per Remuneration Policy of the Company.
Other Companies in which he/she is a Director excluding Section 8 companies and Private Companies	As on 31 <sup>st</sup> March 2024 1. Vinyl Chemicals (India) Ltd. 2. Fevicol Company Ltd. 3. Parekh Marketing Ltd. 4. Building Envelope Systems India Ltd.	As on 31 <sup>st</sup> March 2024 None	As on 20 <sup>th</sup> May 2024 None	As on 7 <sup>th</sup> May 2024 1. United Spirits Limited 2. TVS Capital Funds Limited 3. EIH Limited 4. Vardhman Special Steels Limited 5. T.V. Today Network Limited. 6. Rane Holdings Limited	As on 1 <sup>st</sup> July 2024 1. Axis Securities Limited 2. Bharti Hexacom Limited

Resolution/Item No	3	4	6	8	9
<b>Name of Director</b>	<b>Shri A B Parekh</b>	<b>Shri Joseph Varghese</b>	<b>Shri Kavinder Singh</b>	<b>Shri Rajeev Gupta</b>	<b>Shri J S Deepak</b>
Chairperson/ Membership of the Statutory Committee(s) of Board of Directors of the Company	For details, please refer to the Corporate Governance Report		Nil	Nil	Nil
Chairperson/ Membership of the Committee(s) of Other Boards excluding Section 8 companies and Private Companies	1. Vinyl Chemicals (India) Ltd): Member of Committee: • Stakeholders Relationship Committee  2. Parekh Marketing Limited: Chairman of Committee: • Corporate Social Responsibility Committee Member of Committee: • Audit Committee • Nomination & Remuneration Committee	Nil	Nil	1. Vardhman Special Steel Limited: Member of Committee: • Nomination and Remuneration Committee  2. EIH Limited: Member of Committee: • Audit Committee • Nomination & Remuneration Committee • Corporate Social Responsibility Committee  3. TV Today Network Limited: Chairman of Committee: • Audit Committee  4. United Spirits Limited: Member of Committee: • Audit Committee  5. TVS Capital Funds Private Limited: Member of Committee: • Audit and Governance Committee • CSR Committee  6. Rane Holdings Limited: Member of Committee: • Audit Committee	1. Axis Securities Limited Member of Committee: • Audit Committee • Nomination and Remuneration Committee • Corporate Social Responsibility Committee.
Names of the Listed entities from which the Director has resigned in past 3 years	Nil	Nil	Mahindra Holidays & Resorts India Ltd. – Date of cessation 16 <sup>th</sup> May 2024.	Indian Energy Exchange Limited – Date of cessation 17 <sup>th</sup> July 2022 SBFC Finance Limited - Date of Cessation 18 <sup>th</sup> July 2022	JBM Auto Limited – Date of cessation 4 <sup>th</sup> November 2022.
In case of Independent Director, the skills and capabilities required for the role and the manner in which the proposed person meets such requirements.	Not Applicable	Not Applicable	Not Applicable	For details, please refer to the Explanatory statement attached to the AGM Notice	
Number of Meetings of the Board attended during the year	For details, please refer to the Corporate Governance Report.		Not Applicable	Not Applicable	Not Applicable
Shareholding in the Company as on 31 <sup>st</sup> March 2024	4,74,33,489 Equity Shares	Nil	Nil	Nil	Nil
Relationship with other Directors, Manager or Key Managerial Personnel, if any	Related to Shri M B Parekh, Executive Chairman of the Company.	None	None	None	None






CENTENARY YEAR OF A  
LEGEND WHO STILL  
LIVES AMONGST US

---

Annual Report 2023-24









“On this special occasion, we are attempting to pay tribute to our Founder. An original thinker, an evolved and benevolent leader, he achieved excellence in multiple fields.

In his young age he used to maintain a diary capturing some of his thoughts. At the age of 21, after obtaining a law degree and after getting married, he was facing a very uncertain future, with no income, no employment and no place of his own to stay. What were his thoughts at this difficult stage, are captured in his diary reproduced below:

*I am just stepping into this phase of life. An enormous and unknown future is now spread before me. I don't know for sure yet which direction I will take, which destination I will reach, or what deeds I will do. But I nurture some dreams. Sometimes this world seems to me to be suffused by Satan, at other times, it seems to be full of the Divine. I understand that this must be because of my ignorance. That is why I am making desperate efforts to cultivate knowledge. I make my best efforts to keep any feeling of despair and fear away from my deep faith in the Great Divine Energy. Despair and fear simply have no power at all to make my life unworthy of living, as long as I live it through the strength of conviction in that great energy. Now, I have to organise my life properly – time available has to be utilised properly, to begin to learn whatever needs to be learnt anew. However, till I settle down in this phase of life, all this will, no doubt, remain unsystematic to some extent.*


*This much is certain: legal practice is not for me. To join a business, that is my decision. Which business should I join, then? There are so many avenues to earn money. But how do I begin to acquire the experience and business acumen needed to put such a plan in practice? How do I build a foundation in the world of commerce? I have been seeking advice from many, but I have understood one thing: one should join a business in which one is able to make one's own place. The rest, I will learn with experience. There is no counsellor and mentor like experience. With full faith and authenticity, I am confident that I will find my own path, wherever I may be situated. Confident, not proud. Do not let me ever be overcome with pride, Prabhu!*

Everything that followed is a testament to his foresight and strength of his character. He showed us a path through his values and ways of working which continue to embody the strong beating heart of our company.”

**M B PAREKH**  
Chairman








---

SOME LEARNINGS  
THAT TOUCH  
OUR LIVES...



I

—

There is a huge amount of knowledge, insights and wisdom that is accessible to everyone. Throughout our lives, we should seek to learn as much as we can and be willing to change and improve our own thinking and the way we do things.



2

Learn to accept all situations, however adverse they may be, in a calm manner without despair. Put all your energy and wisdom to improve the situation as well as you can. Frustration and anger should not be allowed to guide your actions.





3

—  
We all should realise that  
we stand on the shoulders of a  
number of individuals, past and  
present, whose contributions  
have made us who we are.






4

---

Treat everyone with full measure  
of dignity and respect, regardless  
of their status in life.





5

—

If you come across something valuable or something which you cherish, do not hold it as a private possession but immediately share it with as many people as possible. This will multiply your joy and make your life's journey worthwhile.








---

## THROUGH THEIR EYES



“

I, at once, took to this soft-spoken man with a twinkle in his eyes to me. He is the quintessential Indian that I love. Sharp, intelligent, shrewd, and, at the same time, warm and compassionate. I encountered a man who, I felt, knows himself and life and accepts both as they are.

”

Mini Dastoor  
Psychoanalyst





“  
Balvantbhai’s  
whole life was  
a link between  
Science and  
Spirituality.  
”

Dr. Kanubhai Kalsaria  
*Social activist & politician*



“  
Few people have enriched my life  
through their integrity and strength.  
I don’t think I can name more than  
six but, of this I am certain, Balvant is  
one of them and I shall be grateful for  
his existence until the end of my life.  
”

Neville Symington

*Senior psychoanalyst in Australia*

He dedicated his book *‘The Blind Man Sees’* to B. K. Parekh.






“

Through their eyes, Gandhiji has advised industrialists to become the trustees of their property. Balavantbhai fully tried to carry out this advice in his own life. Through his behaviour, one could not find any discrimination between master and servant or poor and rich. For him, no individual is small, no work is insignificant.



”

Usha Mehta  
*Gandhian & Independence activist*



“

He was born in a common merchant (vanika) family of Mahuva, studied up to BA LLB only, but in common sense, modesty, generosity and gentlemanliness, he would defeat all.

”

Manubhai Pancholi 'Darshak'  
*Novelist, author, educationist & politician*





<b>24</b> Company Information	<b>26</b> Marketing Initiatives	<b>38</b> Key Performance Indicators	<b>42</b> Management Discussion & Analysis	<b>52</b> 10 years' Financial Performance	<b>54</b> Directors' Report	<b>62</b> Social & Community Initiatives
<b>80</b> Annexure to Directors' Report	<b>92</b> Business Responsibility and Sustainability Report	<b>128</b> Auditor's Report	<b>138</b> Standalone Financial Statements	<b>202</b> Corporate Governance Report & Compliance Certificates	<b>215</b> Information for Shareholders	<b>218</b> Consolidated Financial Statements





## COMPANY INFORMATION

### Corporate Office:

Ramkrishna Mandir Road,  
Off Mathuradas Vasanji  
Road, Andheri (E),  
Mumbai 400 059.

### Registered Office:

Regent Chambers,  
7<sup>th</sup> Floor, Jamnalal Bajaj  
Marg, 208, Nariman Point,  
Mumbai 400 021.

### Registrar & Transfer Agent:

Link Intime India  
Private Limited  
C 101, 1<sup>st</sup> Floor, 247 Park,  
L.B.S. Marg, Vikhroli (West)  
Mumbai – 400 083.

### Company Secretary:

Manisha Shetty

### Chief Financial Officer:

Sandeep Batra

### Internal Auditors:

Mahajan & Aibara

### Auditors:

M/s. B S R & Co. LLP

### Solicitors & Advocates:

Wadia Ghandy & Co

### Bankers:

Indian Overseas Bank  
Union Bank of India  
ICICI Bank  
HDFC Bank  
Citibank N A  
Standard Chartered  
Bank PLC.

## { Board of directors }

M B PAREKH	Executive Chairman
A B PAREKH	Non - Executive Vice Chairman
A N PAREKH	Executive Vice Chairman
BHARAT PURI	Managing Director
SUDHANSHU VATS	Managing Director Designate
KAVINDER SINGH	Joint Managing Director Designate (w.e.f. 20.05.2024)
JOSEPH VARGHESE	Director Operations
SANDEEP BATRA	Executive Director Finance & Chief Financial Officer
SANJEEV AGA	Independent Director
MEERA SHANKAR	Independent Director
VINOD DASARI	Independent Director
PIYUSH PANDEY	Independent Director
RAJEEV VASUDEVA	Independent Director
MEHER PUDUMJEE	Independent Director
MURALI SIVARAMAN	Independent Director (w.e.f. 23.01.2024)
RAJEEV GUPTA	Independent Director (w.e.f. 07.05.2024)
J S DEEPAK	Independent Director (w.e.f. 01.07.2024)





## MARKETING INITIATIVES

In the fiscal year 2023-24, we continued our innovation journey by launching new products, captivating campaigns, and leveraging high-impact marketing to boost brand recognition. Influencers played a key role in promoting our consumer brands, while our commitment to digital and social media strengthened our presence. By incorporating current trends in a delightful and unconventional manner, we captured our target audience's attention and deepened brand affinity.

## { Marketing Campaigns }

### DR. FIXIT ROOFSEAL

In the Dr. Fixit Roofseal campaign, consumers are encouraged to use specialized waterproofing products to address leakages and cracks, rather than mistaking roof painting for waterproofing.





**ROFF** A quirky pan-India campaign for our tile adhesive brand, Roff, humorously highlights customers' frustrations with cracked, falling tiles, debonding, and unaesthetic appearances caused by using cement instead of specialized adhesives.



**FEVICOL MR** Fevicol MR's new ad campaign showcases the ease of use of its new pack with the core message: 'Pull Karo,' 'Stick Karo,' 'Push Karo'. It showcases the brand-new avatar of India's most loved craft adhesive.



**FEVICOL  
GLUE  
DROPS**

The Fevicol Glue Drops campaign showcases its versatile uses through the setting of Bittu's birthday to convey that it's easy to use and leaves no marks.



**FEVISTIK  
POWER**

The Fevistik Power campaign demonstrates how this robust variant works on multiple crafting surfaces, making it the ideal solution for children's art and craft needs.

**FEVIKWIK  
ADVANCED**

The Fevikwik Advanced film uses a blend of romantic and humorous settings to showcase the unique features of its latest variant, emphasizing its waterproof property.



**FEVIKWIK  
GEL**

Fevikwik Gel's campaign, titled 'Galti Sudharne Ka Mauka De,' highlights the product's 30-second adjustment window, which allows consumers to align surfaces properly and showcases its effectiveness in real-life situations.



# { Impactful Strategies }



Roff, the tile adhesive brand, partnered with the highly acclaimed Pro Kabaddi League, reinforcing the brand's core message of strong bonds and enduring strength in fixing tiles.



Fevicreate Idealabs, Pidilite's annual science-based art and craft competition, televised the event finale for the first time on Nickelodeon, Sonic, and Jio Cinema.



Araldite boldly elevated its 'Jode Kuch Bhi' communication outdoors by sticking a road roller atop a billboard in the bustling streets of Mumbai and Delhi.



# { New Initiatives }



ICA Pidilite launched ICA La Galleria, a flagship experience centre in Bengaluru. The life-size panels and finishes exude luxury and showcase the best in wood coatings.



Fevicreate signed a year-long partnership with the state of Gujarat to advance art and craft education and foster holistic development.





Silver for 'Cause-Based Marketing Campaign' category at the Trendies, 2023 for Fevicol's quirky film communicating social distancing around the pandemic.



Araldite won the E4M Neon for its OOH activation of a road roller mounted atop billboards in Mumbai and Delhi.



Fevicol received a 'Baby Elephant' at Kyoorius Awards, 2023 for the popular short form video content around removing a bindi from the mirror.



Fevicol's 'Moment Marketing' campaign was recognised at the Trendies 2023 and the Maddies 2023.

## { Awards & Accolades }

We are committed to creating engaging and humorous content that truly connects with our audience. By seamlessly integrating traditional advertising with a robust digital strategy, we have successfully nurtured a strong and lasting relationship with our community. We are deeply appreciative of the love and recognition our marketing efforts have garnered this year.




# { Corporate Recognition }

Pidilite advances through consistent innovation and market leadership in adhesive and construction chemical solutions. Our commitment to sustainability, quality, and customer satisfaction has strengthened our brand and growth. This year, Pidilite's corporate teams earned prestigious recognitions from various industry bodies and platforms.

Pidilite ranked amongst the Top 25 Manufacturing & Chemical companies by the Great Place To Work.



Pidilite was recognised as one of Interbrand's Top 50 Most Valuable Brands of India.



Our Chairman, Shri M B Parekh, received the 'Lifetime Achievement Award' at the Chemtech Leadership & Excellence Awards 2024.



Pidilite's brand-new category, Haisha Paints, won the prestigious 'Packaging Design' (Brand & Identity Design) Award at CII Design Summit 2023.

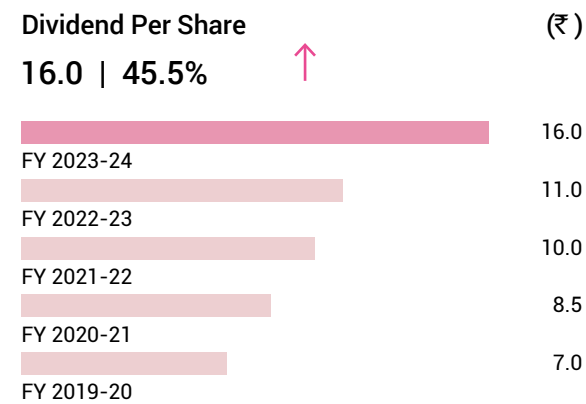
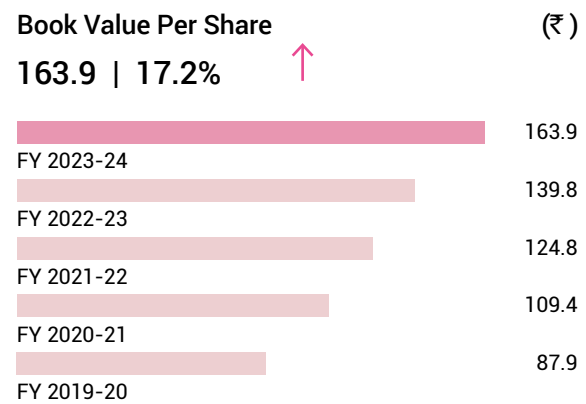
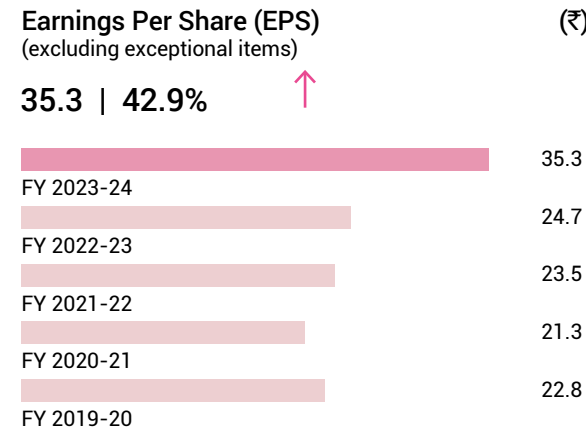
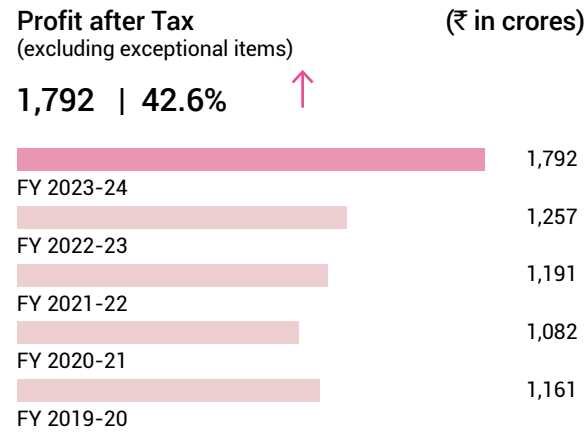
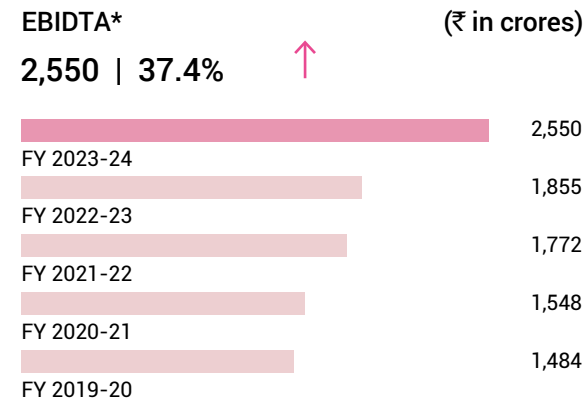
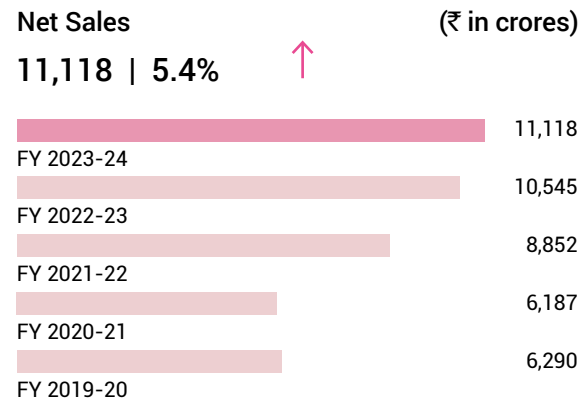




# KEY PERFORMANCE INDICATORS (STANDALONE)



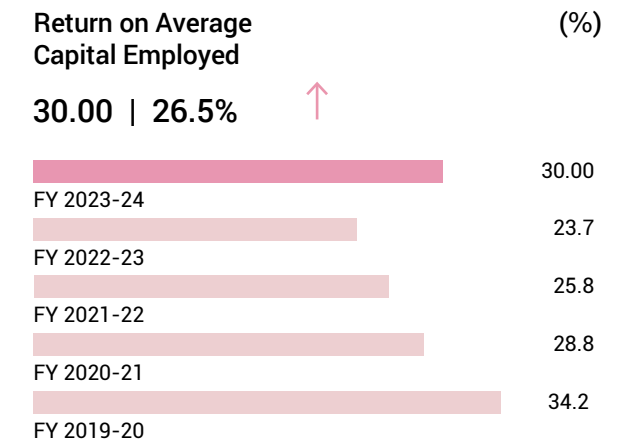
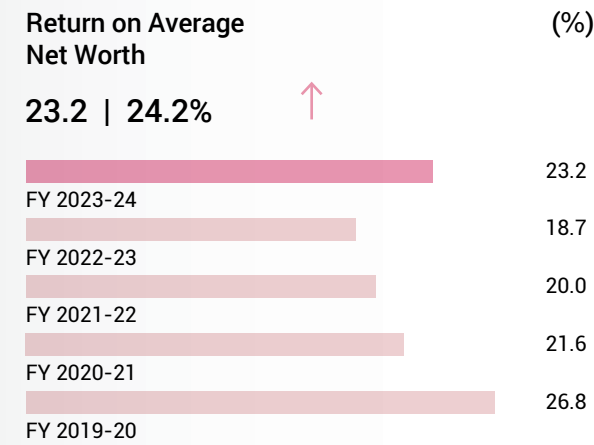
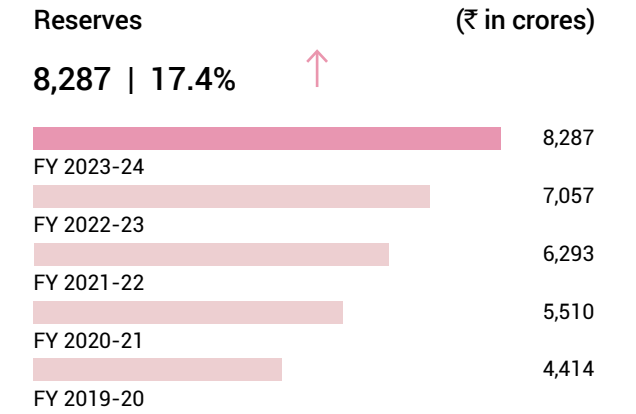
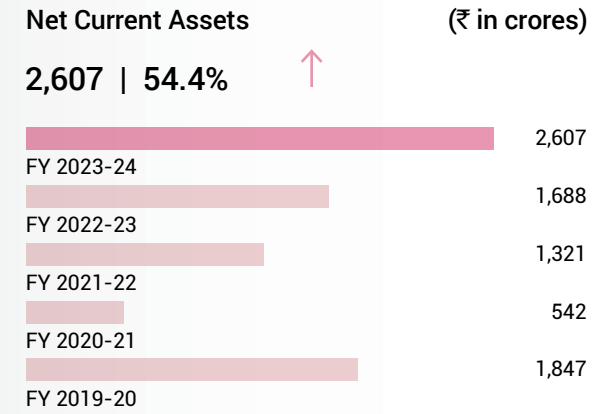
## Profit and Loss Metrics



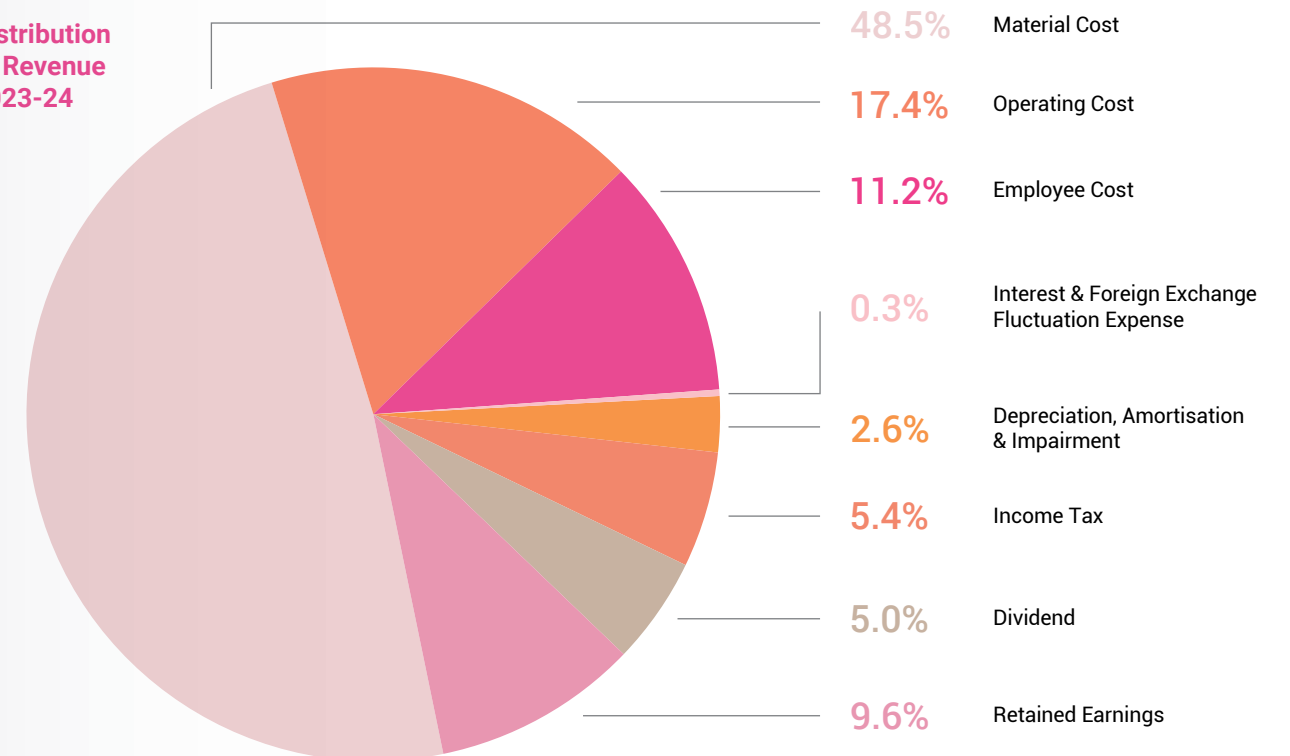
↑ ↓ Y - O - Y Growth/Degrowth

\*EBITDA = Profit before tax and exceptional items (PBT) + finance cost + Depreciation - other income

## Balance Sheet Metrics



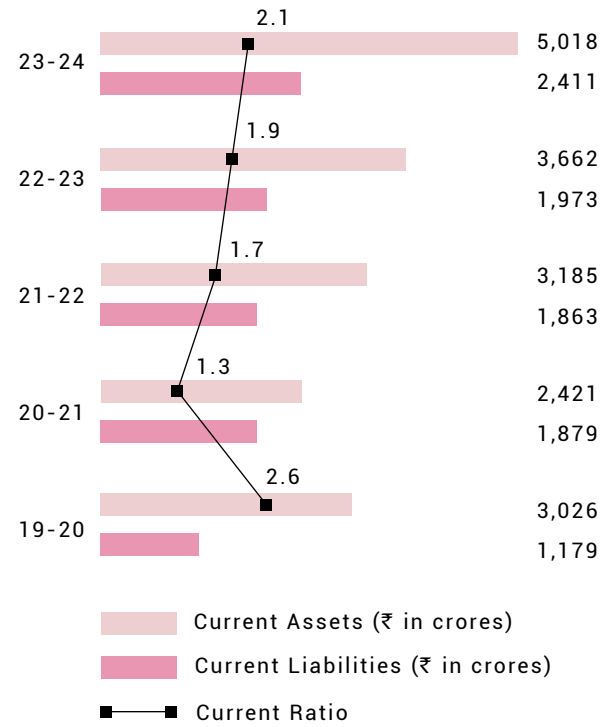
## Distribution of Revenue 2023-24



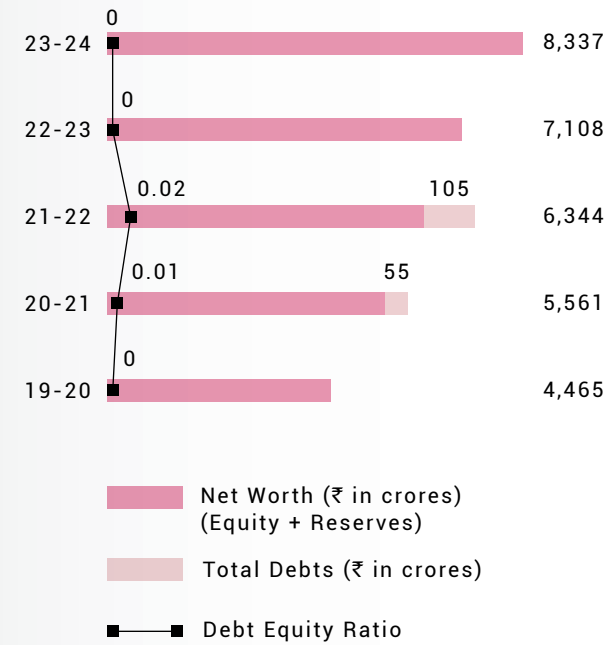
# KEY PERFORMANCE INDICATORS (STANDALONE)



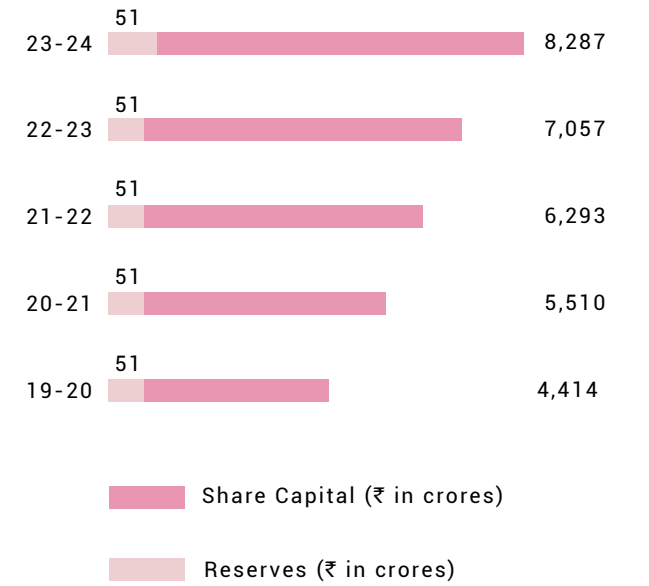
## Current Ratio



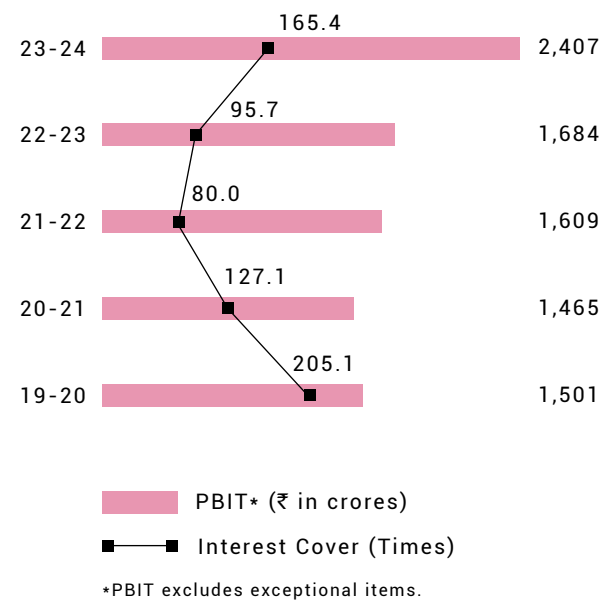
## Debt Equity Ratio



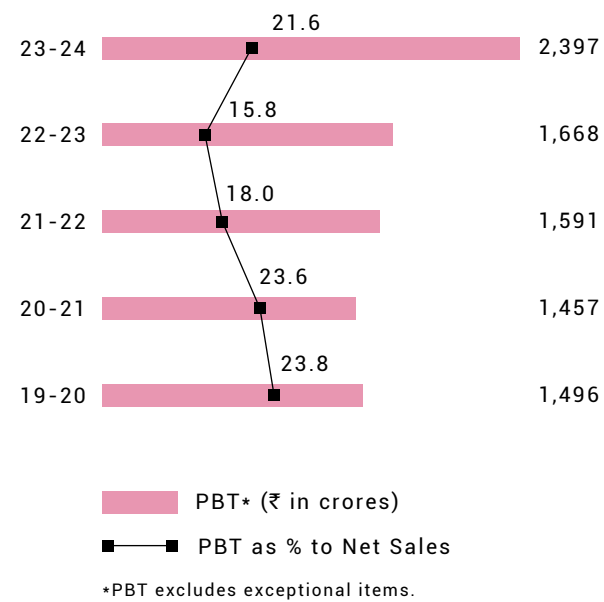
## Value Addition To Business Through Reserves



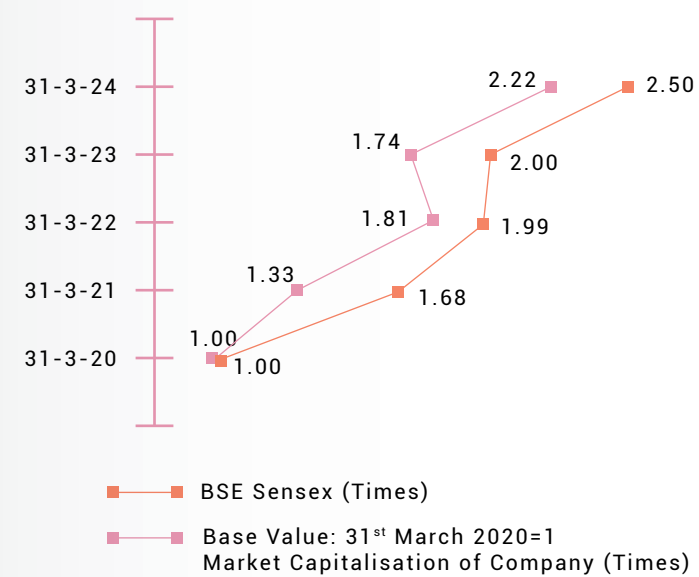
## PBIT & Interest Cover



## PBT & PBT As % OF Net Sales



## Growth In Market Capitalisation Of Company And BSE SENSEX Since 31<sup>st</sup> March 2020





# MANAGEMENT DISCUSSION & ANALYSIS



## Financial Review

### Consolidated Financials

Consolidated Net Sales grew by	On a constant currency basis, the overseas subsidiaries reported decline in sales of
<b>5.0%</b>	<b>7.4%</b>
"EBITDA" (Earnings before Interest, Taxes, Depreciation and Exceptional items) before non-operating income, grew by	and EBITDA grew by
<b>36.4%</b>	<b>14.9%</b>
Profit Before Tax and Exceptional Items (PBT) grew by	Domestic subsidiaries sales grew by
<b>42.2%</b>	<b>15.8%</b>
Profit After Tax (PAT) grew by	and EBITDA grew by
<b>35.6%</b>	<b>32.3%</b>

## Financial Review

### Standalone Financials

Net sales grew by	Profit Before Tax and exceptional items (PBT) grew by
<b>5.4%</b>	<b>43.7%</b>
EBITDA (excluding non-operating income) grew by	Profit After Tax (PAT) grew by
<b>37.4%</b>	<b>43.1%</b>





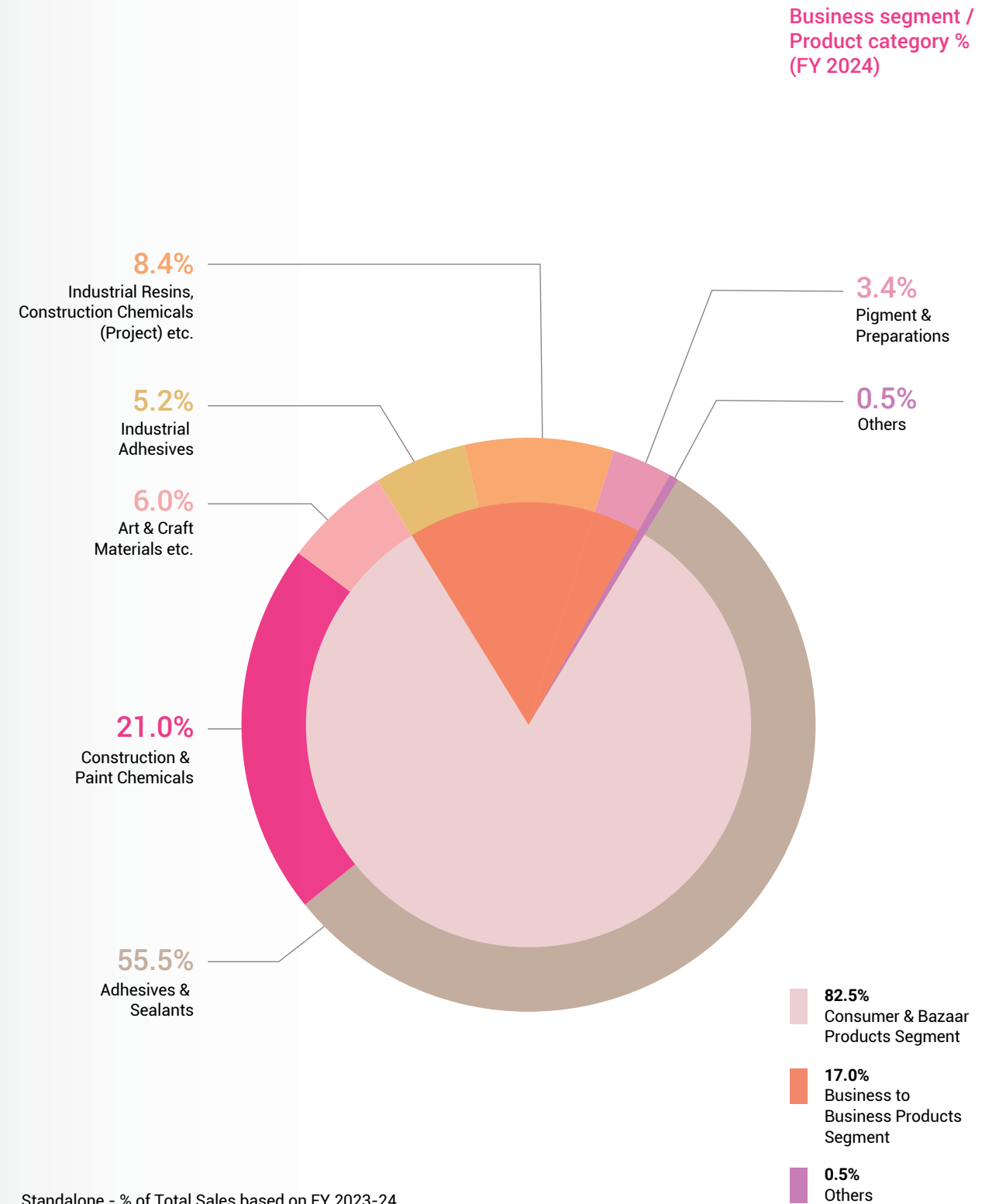
**Performance By Industry Segment (Standalone)**

The Company operates under two major business segments i.e. Branded Consumer & Bazaar and Business to Business.

Products, such as Adhesives, Sealants, Art & Craft Materials and Others, Construction and Paint Chemicals are covered under Branded Consumer & Bazaar segment. These products are widely used by carpenters, painters, plumbers, mechanics, households, students, offices etc.

Business to Business segment covers products, such as Industrial Adhesives, Industrial Resins, Construction Chemicals (Projects), Organic Pigments, Pigment Preparations, etc. and caters to various industries like packaging, joineries, textiles, paints, printing inks, paper, leather, etc.

In both business segments, there are a few medium to large companies with national presence and a large number of small companies which are active regionally. Multinational companies are also present in many of the product categories in which the company operates.



Standalone - % of Total Sales based on FY 2023-24

**Consumer  
& Bazaar  
(C&B)**

Branded Consumer & Bazaar segment contributed

**82.5%**

of the sales of the Company and grew by

**11.7%**

Adhesives & Sealants category (adhesives, sealants & tapes) contributed

**55.5%**

of the sales of the Company and grew by

**9.4%**

Construction and Paint Chemicals contributed

**21.0%**

of the sales of the Company and grew by

**19.5%**

Art & Craft Materials etc. contributed

**6.0%**

of the sales of the Company and grew by

**8.2%**



**Business  
To Business  
(B2B)**

Business to Business segment contributed

**17.0%**

of the sales of the Company and grew by

**3.5%**

Industrial Adhesives includes adhesives used in packaging, footwear, cigarettes, automotive industry and joinery. This category contributed

**5.2%**

of sales of the Company and declined by

**1.7%**

Industrial Resins, Construction Chemicals (Projects) etc. contributed

**8.4%**

of the sales of the Company and grew by

**17.3%**

Pigments and Preparations contributed

**3.4%**

of sales of the Company and declined by

**14.2%**

**Others**

Others mainly includes sale of raw materials.





## Current Year Outlook

Last year (FY 2023-24) witnessed robust broad-based Underlying Volume Growth ("UVG") across both C&B and B2B segments. Input prices remained soft and part of the benefits were passed on by way of selective price reductions and investments behind brands and capability building were stepped up. EBITDA margins also improved and restored to acceptable levels.

The domestic demand environment, especially in the construction sector, backed by increase in Government spending augurs well for our business. Input prices appear to have bottomed out and we are witnessing mild increases in raw material costs.

However, the global geo political situation and its likely impact on global demand and inflation remains an area to watch.

The Company is taking actions to drive demand generation initiatives to deliver on its objective of profitable volume growth.

The existing subsidiaries in India have delivered strong sales and profit growth. A series of actions and initiatives have been taken to maintain and strengthen the performance in the year.

The Company's major international subsidiaries are in Bangladesh, Sri Lanka, Thailand, Egypt and Dubai. The business environment in some of these countries remains subdued due to geo-political tensions, currency challenges and inflation. However, the management is taking various steps to increase sales and market share in their respective geographies along with improvement in performance of these subsidiaries. The subsidiary in Brazil was divested in March 2024

## Outlook On Opportunities, Threats, Risks & Concerns

The Indian economy provides a large opportunity to the Company to market its differentiated products. The additional Government spending on infrastructure and impetus to affordable housing programs together with increasing per capita income are positive for the Company's business. These will act as a catalyst for the growth of the economy which will eventually create demand for the Company's products. Further, the home improvement area offers opportunities for growth given the focus on new construction as well as renovation.

Slower growth of the Indian economy and elevated interest rates could impact the construction industry thereby putting pressure on the performance of the Company. Increase in input prices especially due to disturbed global geo-political factors could impact demand in the near term. The Company is confident of the medium to long-term prospects of the home

improvement sector and remains focused on delivering consistent and profitable volume led growth.

Overseas subsidiaries, by virtue of their relatively smaller size, remain vulnerable to the political and economic uncertainties of their respective countries and the rise in geo-political tensions could impact the performance of the subsidiaries.

## Human Resources

FY 2023-24 was a year where the organisation was keenly looking at continuing our progress transforming business, our workplaces, and employee experiences.

On 12<sup>th</sup> March, 2024, the Company celebrated the 100<sup>th</sup> Birth anniversary of the founder Shri B K Parekh (BKP). This milestone offered a special opportunity to reflect on our founder's remarkable legacy. The 100 Inspiring Years were communicated under the theme of "Goodness of Pidilite", which inspired the communication and participation of all employees. Through stories & theatre, the values & learnings from BKP were brought to life.

The Company introduced the 'Spirit of Pidilite' Reward and Recognition Program. This unified Platform has established a fair and transparent process to recognise all employees across all verticals of the Company and is helping us drive high benchmarks in everything that we do. We have hosted two successful seasons, with our leadership

honouring the winners. The award categories have also evolved and have inspired our workforce to create a meaningful impact.

The ongoing Happy and Healthy (HAH) initiatives programs have been bringing employees together to bond over common passions. This past year HAH has brought in renewed focus on Holistic well-being under the banner of HAH Cares through celebrations of Heart Day and Yoga Day and sessions on Financial Well-being for employees, while continuing our focus on employee health and happiness.

In the FY 2023-24, the Learning and Development (L&D) efforts of the Company have included focus on strengthening learning opportunities for manufacturing and supply chain teams, with a keen emphasis on enhancing efficiency, safety, and quality. The learning coverage was increased to include technical skills development, sustainability, along with programs on Company's Core Values

and ways of working. Gurukool, Company's Learning Management System (LMS) platform has grown significantly during the year, providing extensive learning opportunities to all employees in continuous improvement management, refresher courses on Company's Systems Processes Policies and Business modules (SPPBMs) and IT subjects. Manager development programs like First Time Manager, Execution Excellence, Step Up to Leadership, have also improved, helping managers to learn and grow.

Towards building an inclusive and diverse culture, that develops talent from within us also attracts outside talent and that is enriched by values, the Company has strengthened its journey on both fronts, Talent Management and Diversity Equity & Inclusion (DEI).

The total number of employees on the rolls of the Company was 7,914 as on 31<sup>st</sup> March, 2024.



## Miscellaneous

The Company's Net Worth (Equity capital + Reserves) has grown from

**₹ 4,465 crores**

as on 31<sup>st</sup> March, 2020 to

**₹ 8,337 crores**

as on 31<sup>st</sup> March, 2024, giving a Compounded Annual Growth Rate (CAGR) of 16.9%

The market capitalisation of the Company on 31<sup>st</sup> March, 2024 was

**₹ 1,53,333 crores**

and has grown at a CAGR of 29.23% since the IPO in 1993.



## Other Matter

Internal Control Systems and their adequacy is elaborated in the Director's Report.

## Cautionary Statement

Statements in this Management Discussion and Analysis Report describing the Company's objectives, projections, estimates and expectations may be 'forward looking statements' within the meaning of applicable laws and regulations. Actual results might differ.

# ECONOMIC VALUE ADDED (EVA)

## COMPUTATION OF EVA

EVA = Net Operating Profit After Tax (NOPAT) - Weighted average cost of capital employed.

NOPAT = Net profit after tax + post tax interest cost at actual.

Weighted average cost of capital employed = (Cost of equity x average shareholder funds) + (cost of debt x average debt).

Cost of equity = Risk-free return equivalent to yield on long term Government of India (GOI) securities (taken @ 7.14%) + market risk premium (assumed @ 7.50%) x beta variant for the Company (taken at 0.85), where the beta is a relative measure of risk associated with the Company's shares as against the stock market as a whole.

Cost of debt = Effective interest applicable to the company based on an appropriate mix of short, medium and long term debt, net of taxes.

Item	2019-20	2020-21	2021-22 <sup>^</sup>	2022-23	2023-24
1. Risk Free Return on Long Term GOI Securities	7.5%	6.0%	6.9%	7.3%	7.1%
2. Cost of Equity	12.0%	11.7%	12.0%	12.7%	13.5%
3. Cost of Debt (Post Tax)	0.0%	3.4%	3.0%	4.1%	0.0%
4. Effective Weighted Average Cost of Capital	12.0%	11.6%	11.9%	12.6%	13.5%
<b>Economic Value Added (₹ in crores)</b>					
5. Average Debt	-	55	80	53	-
6. Average Equity (Shareholder Funds)	4,326	5,013	5,952	6,726	7,723
7. Average Capital Employed (Debt + Equity)	4,326	5,068	6,032	6,779	7,723
8. Profit After Tax (as per Standalone Statement of Profit and Loss)	1,161 #	1,082 #	1,191 \$	1,257 \$	1,792 #
9. Interest (as per Standalone Statement of Profit and Loss, net of Income Tax)	10	13	20	21	22
10. Net Operating Profit After Tax (NOPAT)	1,171	1,095	1,211	1,278	1,814
11. Weighted Average Cost of Capital (4 x 7)	521	588	715	854	1,045
12. Economic Value Added (10 - 11)	650	506	496	424	769
13. EVA as a % of Average Capital Employed (12 ÷ 7)	15.0%	10.0%	8.2%	6.3%	10.0%

# Profit After Tax excludes exceptional items.

\$ Profit is After Tax but before Other Comprehensive Income.

<sup>^</sup> FY 2021-22 figures restated on account of merger.





# 10 YEARS' FINANCIAL PERFORMANCE

(₹ in crores)

Highlights	IGAAP	IND AS									
	2014-15	2015-16	2016-17	2017-18	2018-19	2019-20	2020-21	2021-22 <sup>^</sup>	2022-23	2023-24	CAGR %
<b>Operating Results</b>											
Sales and Other Income	4,724	5,134	5,409	5,627	6,285***	6,484	6,290	8,936	10,660	11,333	10.2%
Manufacturing & Other Expenses	3,918	3,942	4,070	4,197	4,796	4,847	4,667	7,110	8,720	8,618	9.1%
Operating Profit	806	1,192	1,339	1,430	1,490	1,637	1,623	1,826	1,940	2,715	14.5%
Interest (Net)	10	6	6	6	7	13	17	27	29	29	13.4%
Depreciation, Amortisation and Impairment Expenses	108	88	90	91	100	126	147	194	222	289	11.6%
Profit from Ordinary Activities	688	1,098	1,243	1,333	1,383	1,498	1,459	1,605	1,689	2,397	14.9%
Exceptional Items	18	27	94	-	-	59	~	-	-	(7)	-
Foreign Exchange Difference - Expense/(Income)	2	1	4	2	6	2	2	14	21	1	(6)%
Profit Before Tax	668	1,070	1,145	1,331	1,376	1,437	1,457	1,591	1,668	2,404	15%
Current Tax	156	299	363	403	438	369	375	398	423	605	16%
Deferred Tax	11	24	8	19	11	(33)	~	2	(13)	~	-
Profit After Tax for the year	501	747	774	909	927	1,102	1,081	1,191	1,257	1,799	15.3%
Add: Prior Years' Tax Provision written back	-	-	-	46	53	-	-	-	-	-	-
Profit After Tax	501	747 \$	774 \$	955 \$	979 \$	1,102 \$	1,081 \$	1,191	1,257	1,799	15.3%
Dividend on Equity Shares	179 *	404 ****	31 ****	293****	364****	827****	-	432	508	559	13.5%
<b>Retained Earning</b>	<b>322</b>	<b>343</b>	<b>743</b>	<b>662</b>	<b>615</b>	<b>275</b>	<b>1,081</b>	<b>759</b>	<b>749</b>	<b>1,240</b>	<b>16.2%</b>
<b>Financial Position</b>											
Capital-Equity	51	51	51	51	51	51	51	51	51	51	(0.1)%
Reserve (Less Revaluation Reserve & Misc. Expenditure)	2,298	2,599	3,348	3,513	4,136	4,414	5,510	6,293	7,057	8,287	15.3%
Net Worth	2,349	2,650	3,399	3,564	4,187	4,465	5,561	6,344	7,108	8,337	15.1%
Borrowings	6	1	-	-	-	-	55	105	-	-	-
Deferred Tax Liability (Net)	55	75	84	103	113	76	76	389	377	376	23.8%
<b>Funds Employed</b>	<b>2,410</b>	<b>2,726</b>	<b>3,483</b>	<b>3,667</b>	<b>4,300</b>	<b>4,541</b>	<b>5,692</b>	<b>6,838</b>	<b>7,485</b>	<b>8,714</b>	<b>15.4%</b>
<b>Fixed Assets **</b>											
Gross Block	2,005	1,775	1,856	1,975	2,110	2,538	2,862	5,763	6,289	6,729	14.4%
Depreciation, Amortisation and Impairment Expenses	716	707	790	871	930	1,041	1,158	1,320	1,501	1,659	9.8%
Net Block	1,288	1,068	1,066	1,104	1,180	1,497	1,704	4,443	4,788	5,070	16.4%
Investments in											
- Subsidiaries	349 #	431 #	426 #	612 #	673 #	797 #	3,148 #	857 #	936 #	989#	12.3%
- Others	352 ***	672	1,367	1,174	1,517	1,026	334	228	511	1,825	20.1%
Net Other Assets	421 ***	555	624	777	930	1,220	506	1,310	1,250	830	7.8%
<b>Total Assets</b>	<b>2,410</b>	<b>2,726</b>	<b>3,483</b>	<b>3,667</b>	<b>4,300</b>	<b>4,541</b>	<b>5,692</b>	<b>6,838</b>	<b>7,485</b>	<b>8,714</b>	<b>15.4%</b>

The Company transitioned into Ind AS from 1<sup>st</sup> April 2015

\* Includes Tax on Dividend

\*\* Including Intangible Assets and Capital Work-In-Progress (excluding Revalued Assets and Depreciation thereon)

# After deducting provision for diminution and excluding Share Application Money

~ Less than ₹ 50 lacs

\*\*\* Previous years' figures regrouped

\*\*\*\* Paid dividend (including tax) as per IND AS

\$ Profit is after tax but before Other Comprehensive Income

^ Previous year's figures restated on account of merger

(₹ in crores)

Highlights	IGAAP	IND AS									
	2014-15	2015-16	2016-17	2017-18	2018-19	2019-20	2020-21	2021-22 <sup>^</sup>	2022-23	2023-24	
<b>Funds Flow</b>											
<b>Sources</b>											
Internal Generation	638	886	967	1,066	1,091	1,259	1,235	1,395	1,478	2,096	
Increase in Equity Share Capital	-	~	~	~	~	~	~	~	~	~	
Increase in Loans (Net)	-	-	-	-	-	-	55	50	-	-	
Decrease in Investment	-	-	-	283	-	102	736	121	-	127	
Decrease in Working Capital	23 ***	329	-	-	-	-	406	-	-	241	
<b>Total</b>	<b>661 ***</b>	<b>1,215</b>	<b>967</b>	<b>1,349</b>	<b>1,091</b>	<b>1,361</b>	<b>2,432</b>	<b>1,566</b>	<b>1,478</b>	<b>2,464</b>	
<b>Applications</b>											
Repayment of Loans	2	5	1	-	-	-	-	-	105	-	
Capital Expenditure (Net) >	353	134	88	125	159	393	322	322	429	504	
Investments in											
- Subsidiaries	26	82	90	151	61	146	2,110	349	79	171	
- Others	101 ***	590	695	-	255	-	-	-	266	1,230	
Buyback of Equity Shares	-	-	-	500	-	-	-	-	-	-	
Dividend	179 *	404 ****	31 ****	293****	364 ****	827 ****	-	432	508	559	
Increase in Working Capital	-	-	62	280	252	(5)	-	463	91	-	
<b>Total</b>	<b>661 ***</b>	<b>1,215</b>	<b>967</b>	<b>1,349</b>	<b>1,091</b>	<b>1,361</b>	<b>2,432</b>	<b>1,566</b>	<b>1,478</b>	<b>2,464</b>	
<b>Ratios</b>											
Return on Average Net Worth % (RONW) (PAT divided by Average Net Worth) ##	23.7	31.0	28.7	27.4	25.3	26.8	21.6	20.0	18.7	23.2	
Return on Average Capital Employed % (ROCE) (PBIT divided by Average Funds Employed**)##	31.6	44.0	41.1	37.4	34.7	34.2	28.8	25.8	23.7	30.0	
Gross Gearing % (Debt as a percentage of Debt plus Equity)	0.2	-	-	-	-	-	1.0	1.6	-	-	
Current Ratio	1.7	2.5	3.4	3.0	3.0	2.6	1.3	1.7	1.9	2.1	
Assets Turnover (times) (Sales divided by Total Assets)	1.9	1.8	1.5	1.5	1.4	1.4	1.1	1.3	1.4	1.3	
Debtors Turnover (Sales divided by Debtors)	9.6	9.5	9.1	8.4	8.3	8.0	6.9	8.0	8.4	8.20	
Inventory Turnover (Cost of Goods Sold divided by Inventories)	4.7	4.4	4.3	4.3	4.5	4.0	3.3	4.1	4.1	3.84	
Operating Profit Margin (%) ##	18.4	25.3	27.7	26.9	24.6	26.0	26.2	20.6	18.4	24.4	
Net Profit Margin (%) ##	15.7	23.3	25.6	25.1	22.8	23.8	23.6	18.0	15.8	21.56	

The Company transitioned into Ind AS from 1<sup>st</sup> April 2015

> Includes Cost of Brands, Patents Trademarks and Businesses Acquired

\*\* Excluding Deferred Tax Liability (Net)

## PAT, PBT & PBIT are excluding exceptional items

~ Less than ₹ 50 lacs

\*\*\* Previous years' figures regrouped

\*\*\*\* Paid dividend (including tax) as per IND AS

\* Includes Tax on Dividend

^ Previous year's figures restated on account of merger

# DIRECTORS' REPORT

To

The Members

Your Directors take pleasure in presenting the Fifty Fifth Annual Report together with Audited Financial Statements for the year ended 31<sup>st</sup> March, 2024.

## Financial Results (Standalone)

	₹ in crores )	
	2023-24	2022-23
Sales	11,117.82	10,545.12
Operating Profit	2,716.70	1,939.10
Finance Costs	(29.46)	(28.53)
Depreciation, Amortisation and Impairment Expense	(289.11)	(221.97)
Net Foreign Exchange Loss	(1.47)	(20.88)
Profit Before Exceptional Items and Tax	2,396.66	1,667.72
Exceptional Items	7.15	-
Profit Before Tax	2,403.81	1,667.72
Current Year's Tax	(604.74)	(423.05)
Deferred Tax	0.40	12.51
Profit After Tax	1,799.47	1,257.18
Profit Brought Forward	5,628.19	4,877.86
Other Comprehensive Income Included in Retained Earnings (Net of tax)	(20.04)	1.45
Profit Available for Appropriation	7,407.62	6,136.49
<b>Appropriations</b>		
Dividend Paid	(559.30) *	(508.30) #
Closing balance of Retained Earnings	6,848.32	5,628.19

\* Pertaining to dividend for FY 2022-23

# Pertaining to dividend for FY 2021-22

The dividend payout is in accordance with the Dividend Distribution Policy, which is available on the website of the Company <https://www.pidilite.com/investor-relations/corporate-governance>

## Transfer to Reserves

The Company does not propose to transfer amounts to the general reserve.

## Term Finance

The Company has no outstanding term loans (previous year NIL).

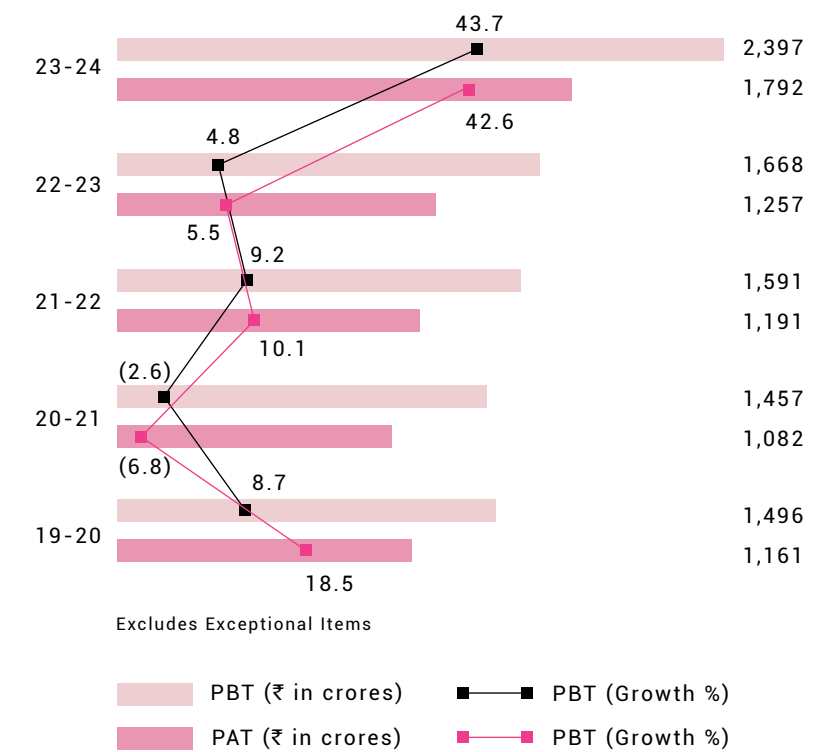
## Financial Performance

Comments on Financial Performance are included in Management Discussion and Analysis section.

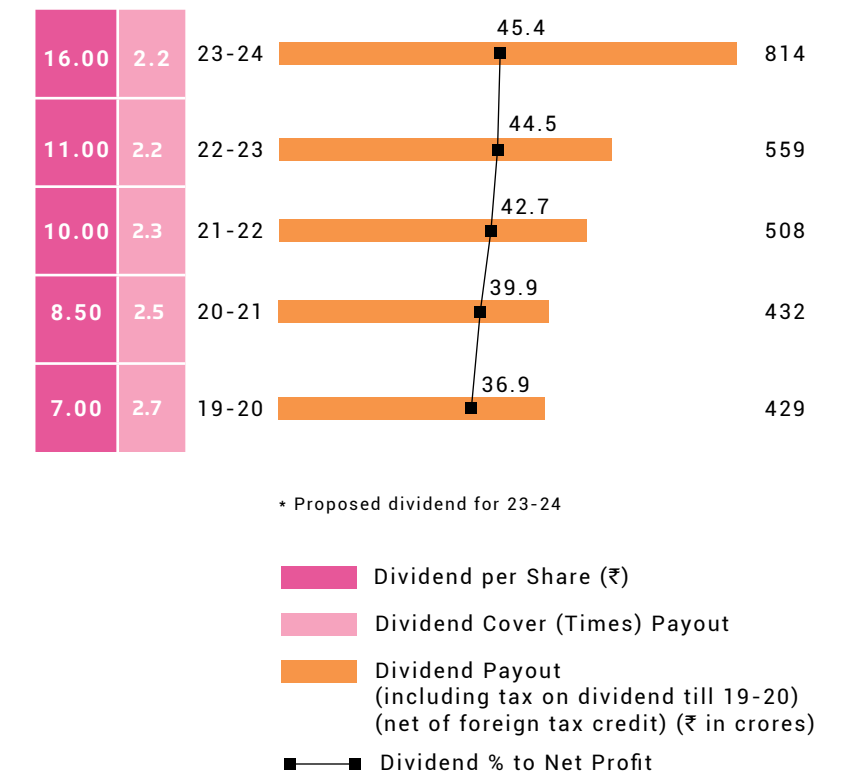
## Dividend

Your Directors recommend a dividend of ₹ 16.00 per equity share of ₹ 1/- each for the year ended 31<sup>st</sup> March, 2024, (previous year ₹ 11.00 per equity share of ₹ 1/- each) amounting to ₹ 813.77 crores (previous year ₹ 559.30 crores) out of the current year's profit. Dividend is subject to approval of members at the ensuing Annual General Meeting and shall be subject to deduction of income tax at source. The dividend payout amount has grown at a CAGR of 22.99% during the last 5 years.

## PBT, PAT & Growth (YOY)



## Equity Dividend Payout & % of Standalone Net Profit (Excluding Exceptional Items)



### Capital Expenditure

The total capital expenditure during the year was ₹ 499.21 crores (previous year ₹ 456.94 crores) primarily spent on fixed assets for various manufacturing units, offices, laboratories, warehouses and on information technology.

### Deposits

The Company has not accepted any deposits covered under Chapter V of the Companies Act, 2013 during the financial year 2023-24 (previous year NIL).

### Subsidiaries

#### Investment in Subsidiaries

During the year, total investment of ₹ 177.35 crores (previous year ₹ 78.59 crores) was made in subsidiaries. Of this, ₹ 170.14 crores was invested in domestic subsidiaries and ₹ 7.21 crores in overseas subsidiaries.

The investments in domestic subsidiaries were in M/s. Nina Percept Pvt. Ltd. amounting to ₹ 107.67 crores, Pidilite Ventures Pvt. Ltd. ₹ 50.02 crores and Pidilite Grupo Puma Manufacturing Ltd. ₹ 12.45 crores.

The investments in overseas subsidiaries were in Pidilite Middle East Ltd ₹ 6.80 crores and Pidilite Industries Egypt SAE ₹ 0.41 Crores.

#### During the year

- The Company acquired the balance 25.42% stake in its subsidiary namely Nina Percept Pvt. Ltd. (NPPL), by purchasing 3,00,000 equity shares from an existing shareholder of NPPL, for a cash consideration of ₹ 37.75 crores (including certain contingent payment). Effective 29<sup>th</sup> June, 2023, consequent to this, NPPL became a wholly owned subsidiary of the Company.
- M/s. Pidilite Middle East Ltd. (PMEL), a wholly owned subsidiary of the Company, increased its holding in its step-down subsidiary M/s. Pidilite MEA Chemicals LLC (PIL MEA LLC) from 49% to 100%, on purchase of balance 51% stake from an

existing shareholder of PIL MEA LLC, consequent to this, PIL MEA LLC became a wholly owned subsidiary of PMEL effective 19<sup>th</sup> June, 2023.

- M/s. Pidilite MEA Chemicals LLC, a wholly owned subsidiary of the Company and M/s. Corporacion Empresarial Grupo Puma SL, Spain incorporated a joint venture Company in UAE in the name of "PidilitePuma MEA Chemicals LLC" on 2<sup>nd</sup> October, 2023 to carry on the business of manufacture of construction chemicals.
- The Company on 8<sup>th</sup> November, 2023 has, approved subject to RBI and regulatory approvals, acquisition of M/s. Pargro Investments Pvt. Ltd., an existing NBFC company belonging to Company's Promoter Group through M/s. Bhimad Commercial Company Pvt. Ltd., a wholly owned subsidiary of the Company for a cash consideration not exceeding ₹ 10 crores. The new business shall provide credit to its domain ecosystem to support their business growth.
- M/s. Pidilite USA Inc, a wholly owned subsidiary of the Company, has done a buyback of 1,20,00,000 shares of the Company amounting to ₹ 79.75 crores.
- The Company has transferred its 100% Equity shares in M/s. Pulvitec do Brasil Industria e Comercio de Colas e Adesivos Limitada, Brazil, a wholly owned subsidiary of the Company to M/s. Soprema Ltda., Brazil, a part of Soprema Group, France for a consideration of approximately ₹ 47 crores post adjustment of net debt and hold back, on 28<sup>th</sup> March, 2024. Pulvitec has ceased to be a wholly owned subsidiary of the Company.
- The Company through its subsidiary M/s. Pidilite Ventures Pvt. Ltd. made certain investments in early-stage companies.
- M/s. Constrobots Robotics Pvt. Ltd. has become an Associate company w.e.f. 27<sup>th</sup> May, 2023.

### Domestic and International Subsidiaries Performance

(₹ in crores)						
Domestic Subsidiaries	Sales 2023-24	Sales 2022-23	% Growth	EBITDA 2023-24	EBITDA 2022-23	% Growth
Consumer & Bazaar	472.11	391.11	20.70%	64.69	62.22	4.00%
Business to Business	346.57	315.87	9.70%	25.93	6.25	314.70%

Domestic subsidiaries figures includes companies which were non-operating in previous year.

Domestic subsidiaries (Consumer & Bazaar) reported industry leading growth with healthy EBITDA Margins. The subsidiaries in Business to Business segment achieved double digit sales growth with improvement in EBITDA Margins.

(₹ in crores)						
International Subsidiaries	Sales 2023-24	Sales 2022-23	% Growth	EBITDA 2023-24	EBITDA 2022-23	% Growth
Asia	317.88	311.88	1.9%	60.61	51.39	17.9%
Middle East & Africa	282.34	245.34	15.1%	28.53	9.18	210.8%

Overseas subsidiaries figures are at constant currency.

Despite the global economic uncertainty, inflation and political instability in some countries, International subsidiaries (excluding Pidilite USA and Pulvitec Brazil) revenues for the year grew by 7.8% over FY 2023 with EBITDA Margins improving from 10.8% to 14.8%.

In March 2024, the Company divested its business in Brazil and with this, now the company has fully exited the businesses in Americas.

### Consolidated Financial Statements

In accordance with the provisions of Companies Act, 2013 (hereinafter referred to as 'the Act'), Regulation 33 of the Securities and Exchange Board of India (Listing Obligations and Disclosure Requirements) Regulations, 2015 (hereinafter referred to as 'Listing Regulations') and applicable Accounting Standards, the Audited Consolidated Financial Statements of the Company for the financial year 2023-24, together with the Auditor's Report, form part of this Annual Report. A statement containing the salient features of the Company's subsidiaries and associate companies in the prescribed Form AOC- 1, are set out after Note No. 61 to the Consolidated Financial Statements.

The Consolidated Financial Statements have been prepared on the basis of audited financial statements of the Company, its subsidiaries, associate companies and joint venture, as approved by their respective Board of Directors except M/s. Pulvitec Do Brasil Industria e Comercio de Colas e Adesivos Ltda (upto 28<sup>th</sup> March, 2024) which has been approved by the local administrator.

The accounts of the subsidiaries are also uploaded on the website of the Company, <https://www.pidilite.com/investor-relations/financials>.

### Directors and Key Managerial Personnel

Shri N. K. Parekh, a promoter Director, has stepped down as the Non-Executive Director of the Company

from the close of business hours of 31<sup>st</sup> March, 2024. Shri N. K. Parekh has been an outstanding leader associated with the Company for over 55 years and has contributed immensely to the growth of the Company. The Board places on record the deep appreciation and gratitude for the valuable contributions made by Shri N. K. Parekh.

Shri B S Mehta and Shri Uday Khanna, Independent Directors have retired from the Company on 31<sup>st</sup> March, 2024 and 2<sup>nd</sup> April, 2024 respectively, on completion of their second term on the Board of the Company. The Board places on record the deep appreciation and gratitude for the valuable contributions made by Shri B S Mehta and Shri Uday Khanna during their tenure on the Board.

Shri A. B. Parekh, Executive Vice Chairman has stepped down as the Whole-time Director of the Company effective from 1<sup>st</sup> April, 2024 but continues as a Director on the Board of the Company designated as Non-Executive Vice Chairman.

Shri Sudhanshu Vats, Deputy Managing Director has been designated as the Managing Director Designate with effect from 1<sup>st</sup> April, 2024. Members approval is sought at the ensuing Annual General Meeting for revision in his remuneration.

Shri Kavinder Singh has been appointed as a Joint Managing Director Designate of the Company by the Board on the recommendation of Nomination and Remuneration Committee for a period of 5 years with effect from 20<sup>th</sup> May, 2024, subject to the approval of the Members at the ensuing Annual General Meeting.

Shri Murali Sivaraman has been appointed as an Independent Director for a period of 5 years, by the Board on the recommendation of Nomination and Remuneration Committee, with effect from 23<sup>rd</sup> January, 2024 and Member's approved his appointment by



passing special resolution through Postal Ballot process on 13<sup>th</sup> March, 2024.

Shri Rajeev Gupta has been appointed as an Additional Director (Independent) of the Company, by the Board on the recommendation of Nomination and Remuneration Committee for a period of five years with effect from 7<sup>th</sup> May, 2024, subject to the approval of the Members at the ensuing Annual General Meeting.

Shri J. S. Deepak has been appointed as an Additional Director (Independent) of the Company, by the Board on the recommendation of Nomination and Remuneration Committee for a period of five years with effect from 1<sup>st</sup> July, 2024, subject to the approval of the Members at the ensuing Annual General Meeting.

In the opinion of the Board, Shri Murali Sivaraman, Shri Rajeev Gupta and Shri J. S. Deepak possess requisite expertise, experience and integrity including proficiency.

In accordance with the Act and the Articles of Association of the Company, Shri A. B. Parekh and Shri Joseph Varghese, Directors of the Company, retire by rotation and being eligible, offer themselves for re-appointment.

None of the Directors of the Company are disqualified for being appointed as Directors as specified under Section 164(2) of the Act read with Rule 14(1) of the Companies (Appointment and Qualification of Directors) Rules, 2014.

#### **Policy on Directors' remuneration**

The policy on Directors' remuneration is available on the website of the Company, <https://www.pidilite.com/investor-relations/corporate-governance>. The remuneration paid to the Directors is as per the terms laid out in the said policy.

#### **Directors' Responsibility Statement**

Your Directors confirm that:

- in the preparation of the annual accounts, the applicable accounting standards have been followed along with proper explanation relating to material departures;
- they have selected such accounting policies and applied them consistently and made judgments and estimates that are reasonable and prudent so as to give a true and fair view of the state of affairs of the Company at the end of the financial year ended 31<sup>st</sup> March, 2024 and of the profit of the Company for that period;

- they have taken proper and sufficient care for the maintenance of adequate accounting records in accordance with the provisions of the Companies Act, 2013 for safeguarding the assets of the Company and for preventing and detecting fraud and other irregularities;
- they have prepared the annual accounts on a going concern basis;
- they have laid down internal financial controls to be followed by the Company and that such internal financial controls are adequate and are operating effectively; and
- they have devised proper systems to ensure compliance with the provisions of all applicable laws and that such systems are adequate and operating effectively.

#### **Annual Evaluation by the Board of its own performance, its Committees and individual Directors**

The Board has put in place a mechanism for evaluation of its own performance and performance of its Committees and individual Directors. The evaluation of the Board, Committees, Directors and Chairman of the Board was conducted based on the evaluation parameters, such as Board composition and structure, effectiveness of the Board, participation at meetings, domain knowledge, awareness and observance of governance, etc. For further details, please refer to the Report on Corporate Governance, which forms a part of this Annual Report.

#### **Familiarisation Programme**

The Company has put in place an induction and familiarisation programme for all its Directors including the Independent Directors.

The familiarisation programme for Independent Directors in terms of provisions of Regulation 46(2)(i) of the Listing Regulations is uploaded on the website of the Company.

#### **Number of Meetings of Board of Directors**

Eight meetings of the Board of Directors of the Company were held during the financial year 2023-24. For further details, please refer to the Report on Corporate Governance, which forms a part of this Annual Report.

#### **Statement of Declaration on Independence given by Independent Directors**

All the Independent Directors of the Company have given declarations that:

- a. they meet the criteria of independence as laid down under the Act and the Listing Regulations;

- b. they have complied with the Code of Independent Directors prescribed under Schedule IV of the Act; and
- c. they have registered themselves with the Independent Directors' Database maintained by the Indian Institute of Corporate Affairs.

#### **Corporate Governance**

The Company is committed to good corporate governance practices. The Report on Corporate Governance, as stipulated under Listing Regulations, forms an integral part of this Annual Report. The requisite certificate from M/s. Parikh & Associates, Practising Company Secretaries, is attached to the Report on Corporate Governance.

#### **Management Discussion and Analysis Report**

The Management Discussion and Analysis Report for the year under review, as stipulated under the Listing Regulations, is presented in a section forming part of this Annual Report. For the sake of brevity the items covered in this Report are not repeated in the Management Discussion and Analysis Report.

#### **Committees of the Board**

The following are the statutory Committees constituted by the Board and they function according to their respective roles and defined scope:

- Audit Committee
- Nomination and Remuneration Committee
- Corporate Social Responsibility Committee
- Stakeholders Relationship Committee
- Risk Management Committee

Details of composition, terms of reference and number of meetings held for respective Committees are given in the Report on Corporate Governance, which forms a part of this Annual Report. Further, during the year under review, all recommendations made by the Audit Committee have been accepted by the Board.

#### **Corporate Social Responsibility (CSR) Report and CSR Policy**

The CSR Report as per Section 135 of the Act read with Companies (Corporate Social Responsibility Policy) Rules, 2014 and amendments thereto, is attached as Annexure 1 to this Report. The details of CSR Initiatives forms part of Social & Community Service Initiatives section of this Annual Report. CSR Policy can be accessed on website of the Company <https://www.pidilite.com/investor-relations/corporate-governance>.

#### **Vigil Mechanism / Whistle Blower Policy**

The Company has established a Vigil Mechanism and Whistle Blower Policy for its Directors and employees. The said policy has been communicated to the Directors and employees of the Company and is also posted on the website of the Company <https://www.pidilite.com/investor-relations/corporate-governance>. For further details, please refer to the Report on Corporate Governance, which forms a part of this Annual Report.

#### **Policy relating to Prevention of Sexual Harassment**

In accordance with the requirements of the Sexual Harassment of Women at Workplace (Prevention, Prohibition & Redressal) Act, 2013 ("POSH Act") and Rules made thereunder, the Company has formulated a Prevention of Sexual Harassment Policy, which mandates no tolerance against any conduct amounting to sexual harassment of women at workplace. The Company has formed Internal Complaints Committee to redress and resolve any complaints arising under the POSH Act. To build awareness in this area, Company has been conducting induction/training programmes in the organisation on a periodical basis. For further details, please refer to the Report on Corporate Governance, which forms a part of this Annual Report.

#### **Statutory Auditors**

In accordance with the provisions of the Act, M/s. B S R & Co. LLP, Chartered Accountants (Firm Registration No 101248W/W-100022) have been appointed as the Statutory Auditors of the Company, for a period of five years i.e. upto the conclusion of 59<sup>th</sup> AGM to be held for the adoption of accounts for the financial year ending 31<sup>st</sup> March, 2028. Auditors have confirmed that they are not disqualified from continuing as Auditors of the Company.

There is no qualification or adverse remark in Auditors' Report. There is no incident of fraud requiring reporting by the Auditors under Section 143(12) of the Act.

#### **Cost Auditor**

The Company has maintained cost records as specified by Central Government u/s 148(1) of the Act. M/s. V J Talati & Co., Cost Accountants, were appointed as the Cost Auditor for the financial year 2023-24 to conduct the audit of the cost records of the Company and they have been reappointed as the Cost Auditor for the financial year 2024-25. In terms of the provisions of Section 148(3) of the Act, read with the Companies (Audit and Auditors) Rules, 2014, as amended, the

remuneration payable to the Cost Auditor has to be ratified by the Members of the Company. Accordingly, at the ensuing AGM, the Board seeks ratification of the remuneration payable to the Cost Auditor for the financial year 2024-25.

#### **Secretarial Auditor and Secretarial Audit Report**

Pursuant to the provisions of Section 204 of the Act and the Companies (Appointment and Remuneration of Managerial Personnel) Rules, 2014, the Company has appointed M/s. Parikh & Associates, Practising Company Secretaries to undertake the Secretarial Audit of the Company for the financial year 2023-24.

The Secretarial Audit Report for the financial year 2023-24 under the Companies Act, 2013 read with Rules made thereunder and Regulation 24A of the Listing Regulations, is set out in Annexure 2 to this report. There is no qualification or adverse remark in their Report.

#### **Conservation of Energy, Technology Absorption and Foreign Exchange Earnings and Outgo**

The particulars under Section 134 of the Act, read with the Companies (Accounts) Rules, 2014 are attached as Annexure 3 to this Report.

#### **Risk Management**

In compliance with Regulation 21 of the Listing Regulations, a Risk Management Committee has been constituted by the Board. The Risk Management Committee, also known as Risk Management Oversight Committee, is entrusted with roles and powers as specified in Part D of Schedule II of Listing Regulations.

The Company has laid out a risk management policy for identification and mitigation of risks. The Company has also constituted a Management Risk Committee which is chaired by the Managing Director and has Senior Leadership of the Company as its members. The Management Risk Committee identifies the key risks for the Company, develops and implements the risk mitigation plan, reviews and monitors the risks and corresponding mitigation plans on a regular basis and prioritises the risks, if required, depending upon the effect on the business/reputation.

The other details in this regard are provided in the Report on Corporate Governance, which forms a part of this Annual Report.

#### **Contracts and Arrangements with Related Parties**

All contracts/arrangements/transactions entered into by the Company during the financial year under review with related parties (as defined in the Act and Listing Regulations) were in the ordinary course of business and on an arm's length basis. During the year, the Company did not enter into any contract/ arrangement/transaction with related parties which could be considered as material in accordance with the Policy of the Company on Materiality of Related Party Transactions (RPT Policy) or which is required to be reported in Form No. AOC-2 in terms of Section 134(3)(h) read with Section 188 of the Act and Rule 8(2) of the Companies (Accounts) Rules, 2014.

The RPT Policy, as approved by the Board, is available on the Company's website: <https://www.pidilite.com/investor-relations/corporate-governance>.

Disclosure of related party transactions with the promoter(s)/promoter(s) group which individually hold 10% or more shareholding of the Company, as per the Indian Accounting Standards, are set out in Note No 45 of the Standalone Financial Statements of the Company.

#### **Particulars of Loans, Guarantees or Investments**

Details of loans, guarantees or investments covered under the provisions of Section 186 of the Act are given in the Notes to the Financial Statements.

#### **Employees Stock Option Scheme**

The Employees Stock Option Scheme (Scheme) is in line with SEBI (Share Based Employee Benefits) Regulations, 2014. The certificate of Secretarial Auditors regarding implementation of the Scheme is available for inspection of Members in electronic mode.

The applicable disclosure, as stipulated under Securities and Exchange Board of India (Share Based Employee Benefits and Sweat Equity) Regulations, 2021, as on 31<sup>st</sup> March, 2024 with regard to Scheme, is provided in Annexure 4 to this Report.

#### **Annual Return**

Annual Return of the Company for FY 2023-24 as on 31<sup>st</sup> March, 2024 is available on the website of the

Company viz. <https://www.pidilite.com/investor-relations/latest-general-meeting>.

#### **Business Responsibility and Sustainability Report**

A Business Responsibility and Sustainability Report as per Regulation 34 of the Listing Regulations, detailing the various initiatives taken by the Company on the environmental, social and governance front along with Independent Practitioners' Reasonable Assurance Report provided by M/s. B S R & Co. LLP, Statutory Auditors, forms an integral part of this Report.

#### **Internal Control Systems and their Adequacy**

The Company has adequate internal financial control procedures commensurate with its size and nature of business.

The Company has appointed Internal Auditors who periodically audit the adequacy and effectiveness of the internal controls laid down by the management and suggest improvements.

The Audit Committee of the Board of Directors approves the annual internal audit plan and periodically reviews the progress of audits as per approved audit plans along with critical internal audit findings presented by internal auditors, status of implementation of audit recommendations and adequacy of internal controls.

#### **Registrar and Share Transfer Agent**

Pursuant to an Order dated 18<sup>th</sup> December, 2023, passed by the Mumbai Bench of the National Company Law Tribunal, M/s. TSR Consultants Pvt. Ltd., Registrar and Share Transfer Agent of the Company has been amalgamated with M/s. Link Intime India Pvt. Ltd. ("LI IPL") with effect from 22<sup>nd</sup> December, 2023. LI IPL is the Registrar and Share Transfer Agent of the Company.

#### **Significant/Material Orders passed by the Regulators**

There are no significant/material orders passed by the Regulators or Courts or Tribunals impacting the going concern status of the Company and its operations in future.

#### **Particulars of Employees and Related Disclosures**

Disclosure pertaining to remuneration as per Section 197(12) of the Act, read with Rule 5(1) of the Companies

(Appointment and Remuneration of Managerial Personnel) Rules, 2014 is attached as Annexure 5 to this Report.

Details of employee remuneration as required under provisions of Section 197 of the Act and Rule 5(2) of Companies (Appointment and Remuneration of Managerial Personnel) Rules, 2014 (including any modifications, thereof) shall be made available to any shareholder, on request.

#### **General**

The Company has neither issued equity shares with differential rights nor any sweat equity shares.

There have been no material changes and commitments affecting the financial position of the Company between the end of financial year and the date of this Report.

The Company has complied with Secretarial Standards issued by the Institute of Company Secretaries of India on Meetings of the Board of Directors and General Meetings.

No proceedings are made or pending under the Insolvency and Bankruptcy Code, 2016 and there is no instance of one-time settlement with any Bank or Financial Institution.

There has been no change in the nature of business of the Company.

#### **Appreciation**

Your Directors wish to place on record their appreciation of the contribution made by the employees at all levels to the continued growth and prosperity of your Company. Your Directors also wish to place on record their appreciation to the shareholders, dealers, distributors, consumers, banks and other financial institutions for their continued support.

FOR AND ON BEHALF OF THE BOARD

Mumbai  
Date : 1<sup>st</sup> July 2024

**M B Parekh**  
Executive Chairman





## SOCIAL & COMMUNITY SERVICE INITIATIVES

The Company has been engaging in and supporting various social and community service initiatives for the past several years, even before the concept of Corporate Social Responsibility and the statutory requirement thereof came into being.

Some of the key initiatives of the Company, in the sphere of social and community services as stated below, have resulted in significant value creation for the community at large.

Farmers achieved a bumper production of onion crop



## { Agriculture & Horticulture }

The Company has been continuously supporting Agriculture and Horticulture initiatives through collaborations with experts, institutions and interactions with farmers, including conducting of night meetings.

The Company has continued its support to 20,000 farmers (2,000 new farmers inducted during FY 2023-24) who have adopted good agricultural practices like intercropping, high density planting, soil management, etc. which have been monitored in a digital portal along with the geotagging of their locations. This data has enabled the Company to provide necessary recommendations to the farmers, to provide prompt solutions in a speedy manner.

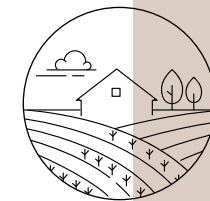
The Company has continued its support for the Cotton High Productivity Initiative through the replication of best practices like High Density Planting System, mulching, drip irrigation, detopping and others, thereby increasing the yield of cotton by 159%.

On similar lines, during the FY 2023-24, the Company also initiated the Onion High Productivity Initiative and achieved 133% average increase in the yield on farmers' fields.

Experts from Junagadh Agriculture University guide farmers on cotton crop cultivation



The fruit and vegetable initiative of the Company has resulted in the development of 84 one-acre wadis with the addition of 24 new wadis during the FY 2023-24, as well as shade nets to replicate vegetable and fruit crops. The average additional income earned by farmers through this intervention has gone up to ₹ 1.05 Lakh per farmer per annum.




- 20,000**  
FARMERS IMPACTED
- 2,000**  
NEW FARMERS ADDED  
IN FY 2023-24
- 1+ LAKH**  
INCREASE IN  
FARMERS INCOME
- 159%**  
INCREASE IN  
COTTON YIELD
- 133%**  
INCREASE IN  
ONION YIELD ON  
FARMERS' FIELDS
- 108 ONE-ACRE**  
WADIS DEVELOPED  
FOR VEGETABLE AND  
FRUIT CROPS



# { Farmer Producer Organisation (FPO) }

The Company has continued supporting the Farmer Producer Organisation (FPO). It has 1,593 farmer members (422 new members added during FY 2023-24) and over 6,000 farmers have availed the services from FPO and purchased good quality inputs at subsidised rates.



**1,500+**  
FARMER MEMBERS

**422**  
NEW ENROLLMENTS

**6,000**  
FARMERS PURCHASED GOOD QUALITY INPUTS

The total turnover of the FPO is ₹ 14.42 crores, contributing to a 41% growth in Agriculture input business, that aims to provide better quality of inputs to farmers at affordable rates.

The FPO has continued to support marginal farmers by providing agricultural equipment (like tractors, rotavators) at nominal rental rates, in collaboration with the Government of Gujarat through its Custom Hiring Centre, to mainly support farmers of Mota Khuntavada and the adjoining villages. Over 480 farmers have received the benefits. The FPO has continued the collective procurement of groundnuts and gram at Minimum Support Price (MSP), from farmers' doorsteps. During the FY 2023-24, a total of 821 MT groundnuts, 410 MT gram and 723 MT of onion has been procured, so that farmers get better and assured returns. Further procurement is still ongoing.



Onion procurement through FPO

**480+**  
FARMERS RECEIVED AGRICULTURAL EQUIPMENT AT NOMINAL RENTAL RATES

**41%**  
GROWTH IN AGRICULTURE INPUT BUSINESS

**820+**  
MT OF GROUNDNUTS PROCURED

**410+**  
MT OF GRAM PROCURED

**720+**  
MT OF ONION PROCURED

# { Centre for Agriculture-Horticulture Development at Gram Daxina Murti, Manar }


The Company has taken several initiatives in the area of Agriculture and Horticulture through the Centre to educate farmers about the latest recommended cultivation practices (known to both universities and the Government, etc.) to boost sustainable agriculture and horticulture growth along with the value addition of their produce. The education and training of farmers is carried out both at the Centre and also at farmer's field/land. The Centre also provides support to Women's Self Help Groups (SHG) in the area of value added products.

Due to the initiative, farmers from 45 adjoining villages have visited the centre to learn the best practices and expand their understanding of agri-knowledge and technology. The Centre has trained 13,081 farmers since its inception and in the FY 2023-24 has trained over 2,281 farmers (at the Centre and in the farmers field/land).

The Centre, through its concentrated efforts, has developed various value-added products, both fruits and vegetables, which target the increase in income of farmers and SHG women. The products include mango pulp, tomato puree, aromatic candles, oils and others.

The Centre has, during FY 2023-24, provided 430 kgs of spice seeds to 42 potential farmers who were trained at Manar Centre. A total of 85 acres is covered under cultivation of coriander, cumin, fennel and fenugreek at Maidhar, Sihor, Palitana, Surendranagar and Upleta talukas in collaboration with National Research Centre on Seed Spices (NRCSS).

Seed spice crop demonstration at Manar Centre



**13,000+**  
FARMERS TRAINED OVERALL

**85 ACRES**  
COVERED UNDER CULTIVATION

**430 KGS**  
OF SPICE SEEDS PROVIDED TO FARMERS



Value addition of mango products by SHG women through Manar Center



# { Water Resource Management }

The Company has continued its support for water management activities (check dams, ponds, etc.) with the Narmada, Water Resources, Water Supply and Kalpsar Department of the Government of Gujarat, in the PPP (Public-Private Partnership) model.



Zanjhmer check dam developed in collaboration with Narmada, Water Resources, Water Supply and Kalpsar Department of the Government of Gujarat



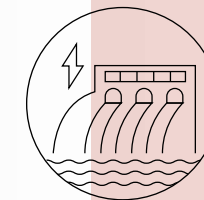
Inauguration and visit of Large Water structure in Palitana by Shri Mansukh Mandaviya, Minister of Health and Family Welfare and Chemicals and Fertilizers of India and Shri M B Parekh, Executive Chairman of the Company

**330+**  
CHECK DAMS  
CONSTRUCTED

**5,800** HECTARES  
MICRO IRRIGATION  
ON FARMLAND

**940+**  
DEEPENING OF  
FARM PONDS  
COMPLETED

**175** MILLION  
LITRES OF WATER  
CONSERVED IN  
GUJARAT



Drip Irrigation installation at farmer field

In FY 2023–24, 68 check dams, deepening of 22 ponds and 223 farm ponds were completed. With the assistance of the Company, a total of 337 check dams, and the deepening of 136 ponds and 949 farm ponds have been completed. The Company has also completed check dam repairs and canal linking work across 200 kms.

The Company has also initiated the development of water structures (20 check dams, 15 ponds and 3 large check dam deepening) for the coming year, and further water structures are under discussion with the Government for the next year.

During FY 2023-24, 1,361 hectares of additional farmland were converted into micro irrigation. Cumulatively, over years, it has translated into 5,800 hectares of micro irrigation on farmland spanning across 100 villages.

With all such initiatives in FY 2023-24, the Company has helped to conserve on surface, 175 million litres of water in the state of Gujarat.

The Company has also successfully completed massive pond development in Palitana district with a storage capacity of approximately 82 million litres.

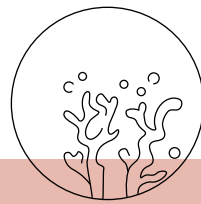


## { Seaweed Initiative }

The Company has continued its support for cultivation of Seaweed through Centre for Agriculture-Horticulture Development, Manar to 140 farmers who have been trained in seaweed cultivation.

Under this project, the Company has successfully created India's first ever working land-based tank cultivation system, thereby achieving 87% survival and 100% regeneration rate of Gracilaria dura seedling.

The Company has also trained Self Help Group (SHG) of women for seaweed cultivation and they are the pioneers to receive Government subsidy in this sector under Pradhan Mantri Matsya Sampada Yojana Scheme.



**140**  
FARMERS TRAINED  
IN SEAWEED  
CULTIVATION


**87%**  
SURVIVAL RATE OF  
GRACILARIA DURA  
SEEDLINGS

**100%**  
REGENERATION  
RATE OF  
GRACILARIA DURA  
SEEDLINGS



Successful on-field seaweed demonstration

## { Tree Plantation Initiative }



**13 LAKH**  
TREES  
PLANTED

**2 LAKH**  
PLANTING  
MATERIALS  
DEVELOPED

The Company has collaborated with the State Forest Department of Gujarat and initiated a massive plantation drive with the help of the community.

In FY 2023-24, 5 lakh trees have been planted through mobilisation of Farmer Clubs, Schools and SHG Women, and cumulatively 13 lakh trees have been planted to increase green cover.

The Company is also supporting SHG women to develop large scale nursery for development of more than 2 lakh planting materials that shall be utilised during plantation drive.

## { Animal Husbandry }

The Company has continued its support to the Milk and Animal Health Initiative in Mahuva Taluka. The farmers are trained in the best Animal Husbandry practices like Animal Feeding, Breeding, Health and Cattle Management. We observed an average increase in milk yield by 27% per animal.

During FY 2023-24, veterinary doctors treated

3,868 animals, and have cumulatively treated 22,822 animals. Moreover, special cattle feed developed by the Animal Husbandry team has also been provided to farmers to increase the productivity of their animals.

Artificial Insemination (AI) service has been performed cumulatively on over 41,803 cattle, and for this year on

over 3,603 cattle. The Company has also continued with the innovative project of sexed semen which ensures the delivery of a female calf. For FY 2023-24, 223 cattle have been given sexed semen doses of which 45% cattle were found pregnant. Cumulatively, 823 cattle have been given sexed semen doses of which 46% cattle were found

pregnant. Based on the conception till date, the success rate is 97%, with female calves being delivered by pregnant cattle.



Treatment of cattle at doorstep through village level Health Camps

**22,800+**  
ANIMALS  
TREATED


**97%**  
SUCCESS RATE  
OF DELIVERING  
FEMALE CALVES

**27%**  
AVERAGE INCREASE  
IN MILK YIELD  
PER ANIMAL

**46%**  
PREGNANCY RATE  
THROUGH ARTIFICIAL  
INSEMINATION

**41,800+**  
ARTIFICIAL  
INSEMINATIONS  
PERFORMED

**3,860+**  
VETERINARY  
TREATMENTS





# { Initiatives for Women }

**1,052**

SHGs IN TOTAL

**11,000+**

WOMEN IN TOTAL

**300+**

NEW SELF HELP GROUPS DEVELOPED

During FY 2023-24, the Company helped form, nurture and develop 304 new Self Help Groups (SHG)-Mahila Mandals in Bhavnagar and Amreli districts of Gujarat. More than 3,200 additional women became members of these SHG. With this, the total number of SHG reached 1,052 with the member count growing to 11,100 women. These SHG serve as a platform for women to gain financial freedom, a source of credit that acts as a stimulus for income generation and as a buffer to absorb various household financial crises.

To make all these SHG self-sustainable, institution creation was necessary. Hence, the Company helped to create 7 cluster federations of 60 Village Organisations (VO) - 19 new VO and 1 new Cluster Level Federations formed in FY 2023-24.

SHG Training and Quality Assessment Centre focuses on expanding the technical, managerial and financial skills of women to operate a business. In the FY 2023-24, the Company has conducted over 271 such trainings for more than 250 SHG (over 2,500 women), resulting in various mini businesses that help these women earn a dignified livelihood.

Cumulatively, SHG now run and manage 9 units of khakhra and other units for different products such as wooden toys, aloe vera, pickle, masala, bakery, bio phenyl, jute and cloth bags, soft toys, bio-pesticide, seaweed value-added products, banana fibre processing, milk processing, mukhwass, amla candy, instant mix, papad, mango pulp and others.

To support the mini businesses with logistics and sales, a fully functional warehouse is operational in Mahuva. The warehouse takes care of receiving orders,

delivery to respective vendors, inventory management and other important activities. The sales turnover of various SHG mini businesses for FY 2023-24 is ₹ 1.94 crores (i.e. 59% higher than FY 2022-23) whereas sales recorded since inception is ₹ 4.45 crores.

In addition to the aforementioned initiatives, a massive event was held on International Women's Day to celebrate the success and achievements of SHG women. More than 1,800 women participated and the Company felicitated 48 SHG women for their accomplishments.



International Women's Day 2024 Celebration

**1,800+**


WOMEN PARTICIPATED IN WOMEN'S DAY EVENT

**3,200+**

NEW WOMEN MEMBERS IN FY 2023-24

**270+**

TRAINING SESSIONS



# { Solar Based Fabric Making Unit Initiative }



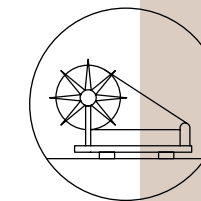
Ongoing production of Solar-based fabric making unit run and managed by SHG women

The initiative focuses on addressing the need for modernization, spinning, weaving, dyeing and value-addition along with training and testing, to make the Solar-based fabric making unit weaving process profitable for the community.

The Company has continued its association with Mahuva Khadi Bhandar.

The unit has produced over 11,341 metres of Solar-based fabric and sold cloth worth ₹ 35.52 lakhs for FY 2023-24.

Mahuva products being featured and sold by SHG women at Government organised Saras Mela



**11,340+** METRES OF KHADI CLOTH PRODUCED

**₹ 35.52 LAKHS** WORTH CLOTH SOLD



# { Education }

The Company has continued its support for the implementation of Pre-Primary education initiative that focusses on learning through Shri Giju Bhai Badheka Methodology in collaboration with Daxina Murti Bhavnagar by emphasizing more on teaching young children (aged 3–5) following the concept of self-manifestation through rhymes, stories, action, songs, outings, games and other interactive methods that are effective in sparking curiosity among children.

The Company covered 289 anganwadis in FY 2023-24 (cumulatively 429 anganwadis), exponentially increasing the children's attendance from 35% to 75%.

The Company has signed a Memorandum of Understanding with Sarva Shiksha Abhiyan for the implementation of Art and Craft syllabus in more than 170 Government Schools and has successfully achieved the same with coverage of more than 40,000 students. This is as per National Education Policy curriculum, where schools have to ensure bag-less education for 10 days.

The Company has continued its collaboration with Navneet for the digitization of 176 Primary and Secondary schools in Mahuva.



**40,000+**  
STUDENTS COVERED  
UNDER ART AND  
CRAFT SYLLABUS

**280+**  
NEW ANGANWADIS  
COVERED IN  
MAHUVA TALUKA

**75%**  
ATTENDANCE OF  
CHILDREN RAISED  
FROM 35%

**175+**  
SCHOOLS  
DIGITIZED

**170+**  
GOVERNMENT  
SCHOOLS IMPLEMENTED  
THE ART AND CRAFT  
SYLLABUS



Models made by Government school students under Art and Craft Initiative



Training of Aanganwadi workers at village level

The Company has continued to focus on remedial education of the WaGaLe (Wachan Ganan Lekhan) initiative in 201 schools, which has been instrumental in helping students learn the basics of reading, writing and counting.

The Company has continued its support to 5 schools of Triveni Kalyan Education Trust (TKET) and Parekh College. Infrastructure is being developed, i.e. classrooms, science laboratories and other basic and advanced amenities, on the TKET campus for students. In Parekh college a dedicated building is being developed for the recently initiated computer engineering course.

The Company has also extended its support to Shri N. N. Mehta Memorial Education Trust and provided scholarships amounting to more than ₹ 38.53 lakhs to 218 deserving students for higher education, in FY 2023-24.

The Company has continued its support to Shri BKP Science City (a modern science centre) in Bhavnagar City, to ensure the development of analytical learning in students. Through the Science Safar, Mobile Van and Skilling Courses initiatives at Science city, more than 91,000 students have benefited.

The Company has continued its support to 8 libraries, 3 of which are community libraries, 4 school libraries, and 1 large scale library at Gujarat University Ahmedabad, which caters to approx. 1,100 students per day.

**218**  
DESERVING  
STUDENTS GIVEN  
SCHOLARSHIPS FOR  
HIGHER EDUCATION

**5**  
SCHOOLS SUPPORTED  
UNDER THE TRIVENI  
KALYAN EDUCATION  
TRUST AND  
PAREKH COLLEGE

**₹ 38.53 LAKHS**  
WORTH SCHOLARSHIPS  
PROVIDED

**91,000+**  
STUDENTS BENEFITED  
THROUGH THE SCIENCE  
SAFAR, MOBILE VAN AND  
SKILLING COURSES  
INITIATIVES AT  
SCIENCE CITY

**8**  
LIBRARIES  
SUPPORTED



# { Skill }

The Company has continued its collaboration with the Directorate of Employment and Training (under the Labour and Employment Department), Government of Gujarat, for the tenth year, to strengthen the skill ecosystem in the State. During the FY 2023-24, 11,282 trainees from 200 ITIs in Gujarat and Rajasthan, 6,693 trainees from 161 ITIs in Maharashtra, 2,254 trainees from 96 ITIs in Himachal Pradesh (HP) benefited through carpentry, plumbing, electrician and construction technician courses.

To channelise the emotional connect of teachers, alumni, trainees / students and to express gratitude towards the teacher, formal convocations have been introduced by the Company in ITIs.

To bring alumni together, to reconnect, network, and celebrate their experiences, knowledge, and achievements, the Company has started an alumni meet programme. The Company has conducted 21 Alumni meets in Gujarat and Rajasthan, 10 Alumni meets in HP and 19 Alumni meets in Maharashtra.

The industrial visits aim to provide exposure to practical application of concepts, safety parameters, how to use basic and advanced equipments, and also participate in world skill competition for advancement of their career. In Gujarat and Rajasthan, 464 expert sessions and 459 exposure visits to industries were conducted; in HP 50 expert sessions and 40 exposure visits to industries were conducted and in Maharashtra, 75 expert sessions and 43 exposure visits to industries were conducted.



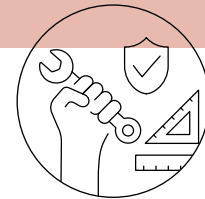
Convocation of trainees at ITI Mandi in HP

**20,200+**  
TRAINEES BENEFITED FROM COURSES

**450+**  
ITIs PROVIDED WITH SKILL INITIATIVES

**580+**  
EXPERT SESSIONS CONDUCTED

**540+**  
EXPOSURE VISITS TO INDUSTRIES CONDUCTED



Technical Session for Plumbing Trade at ITI Mandi in HP



Inauguration of Advanced Centre for Woodworking and Plumbing at Ahmedabad



Visit to Advance Skill Center by Smt. Meher Pudumjee, Independent Director of the Company

The Company has supported the establishment of Advance Centre for Woodworking and Plumbing at Ahmedabad in collaboration with Skill University and the same was inaugurated by the then Hon'ble Minister of Labour, Skill Development, Micro & Small Industries & Employment, Shri. Balvantsinh Rajput on 17<sup>th</sup> July, 2023, in presence of Hon'ble State Minister Tribal Development, Labour and Employment, Shri. Kunvarjibhai Halpati, Dr. Anju Sharma (IAS) Additional Chief Secretary, Shri. Anupam Anand (IAS) Director Skill Development, Ms. Gargi Jain (IAS), Ms Payal Kukrani (MLA) and other Industry experts.

The Centre offers Certificate, Diploma, Graduation and Post Graduation courses in Woodworking and Plumbing, where 945 trainees have benefited in the last year.

The Company has continued its support as an Industry Partner in Gujarat for the World Skill Competition 2023 in Carpentry, Joinery and Plumbing and Heating trades.



# { Healthcare }

OPD of visiting patients at Hanumant Hospital



Free health checkup at village level Health Camps conducted by Hanumant Hospital

**1,01,800+**  
PATIENTS  
TREATED

**5,400+**  
EMERGENCY  
CASES  
HANDLED

**15,200+**  
SURGERIES  
PERFORMED

**15,750**  
BENEFICIARIES FROM  
CASHLESS SERVICES

**11,200+**  
BENEFICIARIES OF  
DIFFERENT SCHEMES



During FY 2023-24, the Company continued its support to Hanumant Hospital in Mahuva, enabling them to treat 85,948 outpatients and 15,874 indoor patients and performed over 5,092 surgeries and 10,163 major surgeries. The Hospital also successfully handled 5,432 emergency cases. Four educational training programs were conducted for the medical fraternity.

The Hospital is enrolled under the Ayushman Bharat scheme of the Government of India, as a part of its commitment to affordable healthcare. Under this scheme, cashless treatment to 2,990 beneficiaries has been provided during FY 2023-24.

During FY 2023-24, Hanumant Hospital, under the urology cluster, provided cashless dialysis service to 7,173 patients under the Ayushman Bharat-Pradhan Mantri Jan Arogya Yojana.

Cumulatively, 15,750 beneficiaries have availed themselves of various cashless services.

The Hospital has also conducted free eye checkup camps through mobile ophthalmic vans in 86 villages of Mahuva and surrounding areas and has screened 7,539 patients.

The Hospital has also conducted 370 free cataract surgeries with Intraocular lenses (IOL) in collaboration with Vision Foundation, Mumbai.

Furthermore, the Hospital is running three schemes namely, Chitrakut Dham Arogya Scheme, Senjal Dham Arogya Scheme and Arogya Sanjivani Scheme, under which it is providing free treatment to 11,208 beneficiaries.


# { Swachhta Initiative }

The Company has continued its collaboration with Swachh Bharat Mission (Urban), Government of Gujarat and Mahuva Nagar Palika for the cleanliness drive.

The Company has continued its tri-party collaboration with the Regional Commissionerate of Municipalities of Bhavnagar and Mahuva Nagar Palika and successfully commissioned Plastic Granule Making Facility with the help of an expert agency at Mahuva for waste segregation, processing and recycling of plastic waste.

To facilitate this process of plastic collection, 23 Plastic Collection Centres (PCCs) have been established in Mahuva City. These centres are responsible for purchasing scrap materials from the rag pickers. A total of 144.37 MT waste has been collected and 51.7 MT were sold to recyclers for value-addition, during FY 2023-24.

The Company has also extended the drive to the villages of Mahuva taluka in a phased manner. To ensure community involvement, SHG women have been roped in, along with the Panchayats, for the collection of plastic waste. 75 villages have been covered in Door to Door plastic collection drive.



**23**  
PLASTIC COLLECTION  
CENTRES ESTABLISHED

**140+ MT**  
WASTE COLLECTED

**51+ MT**  
WASTE SOLD  
TO RECYCLERS



Commencement of village level Door to Door Plastic waste collection drive at Mahuva

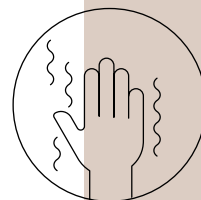
# { B K Parekh Parkinson's Disease and Movement Disorder Society (BKPPDMDS) }

The Company continues to support the rehabilitation of people with Parkinson's disease, and their caregivers, with the aim of improving their quality of life.

The BKPPDMDS group continues its success streak with its Gujarat and Pune support group centres for people with Parkinson's. We continue to expand our reach to our 14 Parkinson's support groups through various multidisciplinary interventions such as Physiotherapy, Speech Therapy, Cognitive exercises, Dance and Movement Therapy, etc, empowering over 420 people with Parkinson's and 740 caregivers. The Company has also initiated the Healthy Ageing Program, where the main focus has been to promote exercising and energizing of the mind and body in 18 community-based Old Age Homes and Senior Citizen groups, positively impacting over 520 senior citizens and around 90 caretakers and support staff.

The BKPPDMDS Team organized various events during FY 2023-24, to raise awareness about Parkinson's including talks by Neurologists, awareness rallies, reaching out to over 11,000 people through television, radio shows, news articles and social media. The Movement Disorder Society of India (MDSI) held its 8<sup>th</sup> Annual National Conference in Ahmedabad this year, where BKPPDMDS team had arranged an awareness stall which was visited by many neurologists. The Annual World Parkinson's Day event was celebrated with enthusiasm and joy across the Centres. In February 2024, a coordinators' training was organized in Baroda which was attended by Dr. Maria Barretto, CEO, Parkinson's Disease and Movement Disorder Society and the BKPPDMDS coordinators from Gujarat, Mumbai and Pune. Through the various activities organized in FY 2023-24, we have been able to reach out to overall 12,785 beneficiaries.

Various events organised by BKPPDMDS team



**12,700+**  
BENEFICIARIES

**940+**  
PATIENTS  
POSITIVELY IMPACTED

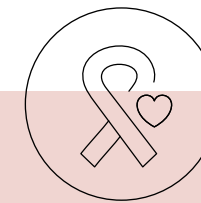
**830+**  
CAREGIVERS  
EMPOWERED

# { Cancer Patients Aid Association (CPAA) }

The Company continued its association with CPAA and assisted more than 320 cancer patients and their families during financial hardship, thus giving them a chance of treatment and survival.

The children with cancer were helped with medical aid, diet supplements, transportation, and a job for a family member. Additionally, all their psychological, social and spiritual needs were addressed.

**320+**  
CANCER PATIENTS  
TREATED



CPAA organised activities for its patients

# { General Semantics }

The Balvant Parekh Centre for General Semantics and Other Human Sciences collaborated with the Department of Humanities and Social Sciences, Indian Institute of Technology Bombay and organized a three-day national seminar on 'Philosophical Semantics', from 8<sup>th</sup> to 10<sup>th</sup> December, 2023. The seminar explored the intersection of philosophy and semantics with special focus on the principles of General Semantics.

The Centre also collaborated with the Department of English and Comparative Literary Studies, Saurashtra University, Rajkot to organize a Short Term Certificate Course on 'Texts as Maps and Compasses.' Held from 26<sup>th</sup> to 30<sup>th</sup> January, 2024, it features lectures by eminent academicians including the Centre's Academic and Research Fellows on General Semantics, to participants across India.

The Ninth Balvant Parekh Memorial Lecture, followed by a discussion session was held on 8<sup>th</sup> and 9<sup>th</sup> February, 2024 where Prof. Dipesh Chakrabarty, historian and scholar from the University of Chicago delivered a lecture on 'Wars in a Planetary Age.'



ANNUAL REPORT ON CSR ACTIVITIES FOR FINANCIAL YEAR ENDED 31<sup>ST</sup> MARCH, 2024

1. Brief outline on CSR Policy of the Company

(a) Focus areas:

The Company supports various bodies in carrying out activities in the areas of rural development, agriculture & horticulture, education, health care, general semantics etc.

(b) CSR Objectives:

To attain its CSR objectives in a professional and integrated manner, the main objectives are:

- (1) To promote, carry out, support activities relating to: Agriculture & Horticulture, Animal Husbandry, Education & Sports, Women Self Help Groups, Water Collection and Conservation, Cleanliness initiative, Waste Management & Recycling of Plastic, providing assistance to Senior Citizen Homes, Green Cover, Healthcare, Khadi and Handloom, Skill Development, Science Centre, Sanitation and Natural Calamities and Disaster Management, welfare and development measures towards reducing inequalities faced by Socially and Economically Backward groups and such activities may include establishing, supporting and/or granting aid to institutions engaged in any of the activities referred to above.

The Company has always believed in contributing towards the betterment of the society in which it operates and with this objective, it has been engaging in and supporting various social and community service initiatives for the past several years, even before the concept of corporate social responsibility came into being.

- (2) To conduct and support studies & research; publish and support literature, publications & promotion material; conduct and support discussions, lectures, workshops & seminars in any of the areas covered above.
- (3) To promote, carry out, support any activities covered in Schedule VII to the Companies Act, 2013, as amended from time to time.

2. Composition of CSR Committee:

Sr. No.	Name of Director	Designation/Nature of Directorship	Number of meetings of CSR Committee held during the year	Number of meetings of CSR Committee attended during the year
1	Shri N. K. Parekh *	Non-Executive Director	3	3
2	Shri Sanjeev Aga	Independent Director	3	3
3	Shri A. B. Parekh #	Executive Vice Chairman	3	2
4	Smt. Meera Shankar	Independent Director	3	3
5	Shri Joseph Varghese	Whole Time Director	3	2
6	Smt. Meher Pudumjee	Independent Director	3	3

\* Shri N. K. Parekh ceased to be a member of the Committee from close of business hours on 31<sup>st</sup> March, 2024 due to his resignation.

# Shri A. B. Parekh has been designated as Non-Executive Vice Chairman w.e.f. 1<sup>st</sup> April, 2024.

3. Provide the web-link(s) where Composition of CSR committee, CSR Policy and CSR projects approved by the Board are disclosed on the website of the company.

<https://www.pidilite.com/investor-relations/corporate-governance>.

4. Provide the executive summary alongwith web-link(s) of Impact assessment of CSR projects carried out in pursuance of sub-rule (3) of rule 8, if applicable.

The Company has carried out Impact Assessment for eligible CSR activities through an Independent agency and the said reports are available on the Company's website at <https://www.pidilite.com/investor-relations/latest-general-meeting>.

Synopsis of Impact Assessment carried out by M/s. IN2X Sustainability Advisors LLP (known as Nusocia) on:

- A. Installation of Solar Plant at Hanumant Seva Medicare Trust Hospital and
- B. Setting-up of University at Lokbharti Gramvidyapath for Rural Innovation, are given herein below:

A. Impact Assessment of Installation of Solar Plant at Hanumant Seva Medicare Trust Hospital:

I. Project Description:

As the sole multi-speciality facility in Mahuva, Bhavnagar District, Gujarat, Hanumant Hospital is dedicated to providing affordable healthcare services, particularly for marginalized communities. Operating under a charitable trust i.e. Hanumant Seva Medicare Trust, the hospital often bears the medical costs for underprivileged patients, facing the challenge of limited resources. With an aim to provide cost-effective, clean energy solutions, a 250-kW solar power plant was installed at the hospital and its residential premises, alleviating its electricity expenses. This enabled optimal utilization of resources towards offering high-quality medical treatment at reasonable rates.

II. Research Methodology:

The project benefited the 150-bed hospital, including nursing students from the training wing. It significantly contributed to cost reduction efforts through the implementation of clean energy sources i.e. the construction of a solar power plant within the healthcare facility. For in-depth interviews, the study employed convenience sampling to ensure that data collected represented crucial insights from both the beneficiaries and administration.

III. Impact Achieved:

The key points of the evaluation done are as follows:

- **Relevance:** By strategically targeting healthcare facilities in rural areas, the Company's initiative to install a solar power plant recognises the intersectionality of energy access and public health. It only aligns with India's commitment to furthering renewable energy but also takes into account the socio-economic factors that impacts Hanumant Hospital.
- **Effectiveness:** The installation of a solar power plant substantially reduced Hospital's financial burden of incurring high electricity costs, low operational and maintenance's cost, long term energy generation and facilitated lesser disruption of power supply. The said intervention played a crucial role in the Hospital's transition from conventional, non-renewal energy sources to solar power, promoting green energy solutions to mitigate environmental degradation and climate change.
- **Efficiency:** The total cost of the intervention including installation amounted to ₹ 143.7 lakhs and the plant has already generated approx. 2.21 lakh units in 8 months, enabling the hospital to save around ₹ 14.91 lakhs on electricity expenses. Based on these trends, it is predicted that the said intervention will recover the installation cost in approx. 6.4 years, including warranty period, underscoring the judicious utilization of resources.
- **Coherence:** This intervention demonstrates strong coherence by aligning with India's commitment to renewable energy and healthcare improvement while targeting rural healthcare facilities.
- **Impact:** Firstly, installation of solar power plant has greatly reduced energy cost at the Hospital through a one-time investment that will generate energy over a long period of time. Secondly, it has encouraged the transition from non-renewal energy to green energy solutions, contributing to the efforts of environment preservation and combating climate change. Lastly, this has improved hospital's capacity to offer affordable healthcare treatments and facilities to underprivileged communities and created a culture of sustainability, influencing behaviors in homes, schools and the broader community.
- **Sustainability:** Solar Plant presents an optimistic outlook, high return on investment and minimal maintenance costs, supported by a five-year warranty on the inverter and 25 years for the solar panels. The power plant undergoes three preventive maintenance routines every month, ensuring its longevity and continuous functionality. Given the success of this project, other numerous stakeholders and institutions are also expressing interest in replicating the green energy model in their respective locations. The Hospital Administration has articulated plans to expand solar plant to 500-600 MW.

B. Impact Assessment of Setting-up of Lokbharati University for Rural Innovation (LURI):

I. Project Description:

In pursuit of the evolving times and educational requirements to meet the aspirations of the Lok Seva Mahavidyalaya's graduates seeking Master's and Ph.D. degrees, the Lokbharati Gramvidyapeeth Trust had outlined the vision and plan to establish Lokbharati University for Rural Innovation (LURI) as a Private University under the Gujarat Private University



Act, 2009, in 2021. It approached the Company's CSR team with an ambitious proposal to establish a University, who then extended the funding of ₹ 3 crore for legal registration requirements and infrastructural needs of the university in FY 2022-23.

## II. Research Methodology:

At the time of assessment, the university had 249 students enrolled in diverse courses, including BBA in Agribusiness management, Bachelor of Rural Studies, Bachelor of Vocational Studies in Agro-processing and Ph.D. During research, 25 students were selected through convenience sampling from different courses and academic years, as well as interviews with University Management, Trust Members, Faculty and Administration to gather insights on the intervention and its impact. LURI was accorded its status under the Gujarat Private Universities (Amendment) Act, 2022, and currently undertakes teaching under three schools, eight departments and three additional cells, respectively. Across the three schools, the University had enrolled 121 students in the academic year 2022-23, with Agronomy having the highest enrolment at 48 students, followed by Natural Farming and Agro-processing and similar enrolment has also been observed for the academic year 2023-24.

## III. Impact Achieved:

### The key points of the evaluation done are as follows:

- **Relevance:** LURI establishes a specialised rural higher education university which is crucial to bridge the widening socio-economic gap between rural and urban areas in India and cater to the educational requirements of rural communities.
- **Effectiveness:** With support from the Company, LURI has admitted 262 students for various courses in two academic years of functioning, enabled access to residential accommodation for 100 students from 2024, with provisions to accommodate more students soon.
- **Efficiency:** The Company's CSR contribution made to Gujarat State Financial Services, for the purpose of establishing LURI as a University, which will enable the University to continue its operations and also provide accommodations to more than 100 students annually.
- **Coherence:** This initiative directly tackles the persistent rural-urban disparities in Gujarat by providing specialised education and skills training tailored to rural communities need.
- **Impact:** This initiative has positively impacted 241 students enrolled in the University with a practical approach to rural learning in two years and provided accommodation to 100 students. With the continued support of the Company to LURI, it would have a direct impact on the students and indirectly their families and society in the future.
- **Sustainability:** Due to Company's contribution through the endowment fund support and building hostels for the student's stay, it shall change thousand's of lives through quality education and foster rural innovation and employment creation for future generations. Thus, the sustainability of the intervention will be long-lasting and will be aided by the University's focus on enabling affordable education through scholarships and Shramdan activities.

- (a) Average net profit of the Company as per Section 135(5): ₹ **1,664.93 Crores**
- (b) Two percent of average net profit of the Company as per Section 135(5): ₹ **33.30 Crores**
- (c) Surplus arising out of the CSR projects or programmes or activities of the previous financial years: **Nil**
- (d) Amount required to be set off for the financial year, if any: **Nil**
- (e) Total CSR obligation for the financial year (5b+5c-5d): ₹ **33.30 Crores**
- (a) Details of CSR amount spent against (both ongoing projects and other than ongoing projects) for the financial year 2023-24: ₹ **36.40 Crores**
- (b) Amount spent in Administrative Overheads: **Nil**
- (c) Amount spent on Impact Assessment: **Nil**
- (d) Total amount spent for the Financial Year (6a+6b+6c): ₹ **36.40 Crores**

(e) CSR amount spent or unspent for the financial year:

Total Amount Spent for the Financial Year 2023-24 (in ₹)	Amount Unspent (in ₹)				
	Total Amount transferred to Unspent CSR Account as per Section 135(6)		Amount transferred to any fund specified under Schedule VII as per second proviso to Section 135(5)		
	Amount	Date of transfer	Name of the Fund	Amount	Date of transfer
36.40 Crores	-	-	-	-	-

(f) Excess amount for set off, if any:

Sr. no.	Particulars	Amount in ₹
(i)	Two percent of average net profit of the Company as per Section 135(5)	33.30 Crores
(ii)	Total amount spent for the financial year	36.40 Crores
(iii)	Excess amount spent for the financial year [(ii) - (i)]	3.10 Crores
(iv)	Surplus arising out of CSR projects/programmes or activities of the previous financial year, if any	Nil
(v)	Amount available for set-off in succeeding financial year [(iii) - (iv)]	3.10 Crores

## 7. Details of Unspent CSR amount for the preceding three financial years:

Sr. No	Preceding Financial Year(s)	Amount transferred to Unspent CSR Account under Section 135(6) (₹ in crores)	Balance Amount in Unspent CSR Account under Section 135(6) (₹ in crores)	Amount Spent in the Financial Year (₹ in crores)	Amount transferred to a Fund as specified under Schedule VII as per second proviso to Section 135(5), if any		Amount remaining to be spent in succeeding Financial Years (₹ in crores)	Deficiency, if any
					Amount (₹ in crores)	Date of Transfer		
1	FY-1 (22-23)	-	-	-	-	-	-	-
2	FY-2 (21-22)	1.85	Nil	1.85	-	-	-	-
3	FY-3 (20-21)	-	-	-	-	-	-	-

- Whether any capital asset have been created or acquired through CSR spent in the financial year: **No**  
If yes, enter the number of capital asset created/acquired: **Not Applicable**  
Furnish the details relating to such asset(s) created or acquired CSR amount spent in the Financial Year:  
**Not Applicable**
- Specify the reason(s), if the company has failed to spend two per cent of the average net profit as per Section 135(5):  
**Not Applicable**

Place: Khandala  
Date: 7<sup>th</sup> May 2024

**Bharat Puri**  
(Managing Director)

**Sanjeev Aga**  
(Chairman of CSR Committee)

(Pursuant to Section 204(1) of the Companies Act, 2013 and Rule No. 9 of the Companies (Appointment and Remuneration of Managerial Personnel) Rules, 2014)

#### SECRETARIAL AUDIT REPORT

To,  
The Members,  
Pidilite Industries Limited

We have conducted the secretarial audit of the compliance of applicable statutory provisions and the adherence to good corporate practices by Pidilite Industries Limited (hereinafter called 'the Company'). Secretarial Audit was conducted in a manner that provided us a reasonable basis for evaluating the corporate conducts/statutory compliances and expressing our opinion thereon.

Based on our verification of the Company's books, papers, minute books, forms and returns filed and other records maintained by the Company, to the extent the information provided by the Company, its officers, agents and authorized representatives during the conduct of secretarial audit, the explanations and clarifications given to us and the representations made by the Management and considering the relaxations granted by the Ministry of Corporate Affairs and Securities and Exchange Board of India, we hereby report that in our opinion, the Company has, during the audit period covering the financial year ended on March 31, 2024 generally complied with the statutory provisions listed hereunder and also that the Company has proper Board processes and compliance mechanism in place to the extent, in the manner and subject to the reporting made hereinafter:

We have examined the books, papers, minute books, forms and returns filed and other records made available to us and maintained by the Company for the financial year ended on March 31, 2024 according to the provisions of:

- (i) The Companies Act, 2013 ('the Act') and the rules made thereunder;
- (ii) The Securities Contract (Regulation) Act, 1956 ('SCRA') and the rules made thereunder;
- (iii) The Depositories Act, 1996 and the Regulations and Bye-laws framed thereunder;
- (iv) Foreign Exchange Management Act, 1999 and the rules and regulations made thereunder to the extent of Foreign Direct Investment, Overseas Direct Investment and External Commercial Borrowings;
- (v) The following Regulations and Guidelines prescribed under the Securities and Exchange Board of India Act, 1992 ('SEBI Act')
  - (a) The Securities and Exchange Board of India (Substantial Acquisition of Shares and Takeovers) Regulations, 2011;

- (b) The Securities and Exchange Board of India (Prohibition of Insider Trading) Regulations, 2015;
- (c) The Securities and Exchange Board of India (Issue of Capital and Disclosure Requirements) Regulations, 2018 and amendments from time to time; (Not applicable to the Company during the audit period)
- (d) The Securities and Exchange Board of India (Share Based Employee Benefits and Sweat Equity) Regulations, 2021;
- (e) The Securities and Exchange Board of India (Issue and Listing of Non-Convertible Securities) Regulations, 2021; (Not applicable to the Company during the audit period)
- (f) The Securities and Exchange Board of India (Registrars to an Issue and Share Transfer Agents) Regulations, 1993 regarding the Act and dealing with client; (Not applicable to the Company during the audit period)
- (g) The Securities and Exchange Board of India (Delisting of Equity Shares) Regulations, 2021; (Not applicable to the Company during the audit period) and
- (h) The Securities and Exchange Board of India (Buyback of Securities) Regulations, 2018; (Not applicable to the Company during the audit period)
- (vi) Other laws specifically applicable to the Company namely:
  - (a) The Environment (Protection) Act, 1986.
  - (b) The Hazardous Waste (Management & Handling) Rules, 1989.
  - (c) The Manufacture, Storage and Import of Hazardous Chemicals Rules, 1989.

We have also examined compliance with the applicable clauses of the following:

- (i) Secretarial Standards issued by The Institute of Company Secretaries of India with respect to Board and General Meetings.
- (ii) The Listing Agreements entered into by the Company with BSE Limited and National Stock Exchange of India Limited read with the SEBI (Listing Obligations and Disclosure Requirements) Regulations, 2015.

During the period under review, the Company has generally complied with the provisions of the Act, Rules, Regulations, Guidelines, standards etc. mentioned above.

#### We further report that

The Board of Directors of the Company is duly constituted with proper balance of Executive Directors, Non-Executive Directors and Independent Directors. The changes in the composition of the Board of Directors that took place during the period under review were carried out in compliance with the provisions of the Act.

Adequate notice was given to all directors to schedule the Board Meetings, agenda and detailed notes on agenda were sent at least seven days in advance other than those held at shorter notice, and a system exists for seeking and obtaining further information and clarifications on the agenda items before the meeting and for meaningful participation at the meeting.

Decisions at the Board Meetings were taken unanimously.

We further report that there are adequate systems and processes in the Company commensurate with the size and operations of the Company to monitor and ensure compliance with applicable laws, rules, regulations and guidelines.

We further report that during the audit period no events occurred which had bearing on the Company's affairs in pursuance of the above referred laws, rules, regulations, guidelines, standards etc.

**For Parikh & Associates**  
(Company Secretaries)

**Mitesh Dhaliwala**  
Partner

FCS No: 8331 CP No: 9511  
UDIN: F008331F000322238  
PR No.: 1129/2021

Place: Mumbai  
Date: 7<sup>th</sup> May 2024

This Report is to be read with our letter of even date which is annexed as Annexure A and forms an integral part of this report.

To,

The Members,  
Pidilite Industries Limited

Our report of even date is to be read along with this letter.

1. Maintenance of Secretarial record is the responsibility of the management of the Company. Our responsibility is to express an opinion on these secretarial records based on our audit.
2. We have followed the audit practices and process as were appropriate to obtain reasonable assurance about the correctness of the contents of the Secretarial records. The verification was done on test basis to ensure that correct facts are reflected in Secretarial records. We believe that the process and practices, we followed provide a reasonable basis for our opinion.
3. We have not verified the correctness and appropriateness of financial records and Books of Accounts of the Company.
4. Wherever required, we have obtained the Management representation about the Compliance of laws, rules and regulations and happening of events, etc.
5. The Compliance of the provisions of Corporate and other applicable laws, rules, regulations, standards is the responsibility of management. Our examination was limited to the verification of procedure on test basis.
6. The Secretarial Audit report is neither an assurance as to the future viability of the Company nor of the efficacy or effectiveness with which the management has conducted the affairs of the Company.

**For Parikh & Associates**  
(Company Secretaries)

**Mitesh Dhaliwala**  
Partner

FCS No: 8331 CP No: 9511  
UDIN: F008331F000322238  
PR No.: 1129/2021

Place: Mumbai  
Date: 7<sup>th</sup> May 2024



## ANNEXURE 3 TO THE DIRECTORS' REPORT

### Statement containing particulars pursuant to Section 134(3)(m) of the Companies Act, 2013 read with Rule 8(3) of the Companies (Accounts) Rules, 2014.

Your Company undertook various measures for conservation of energy and use of alternate sources of energy which resulted in total savings of ₹ 36.23 Crores during the year, FY 2023-24. Savings accrued during the last 3 years (2021-24) is ₹ 93.83 Crores.

#### A) CONSERVATION OF ENERGY/ALTERNATE SOURCE OF ENERGY

##### 1. Steps taken or impact on conservation of energy:

The manufacturing units of the Company have continued their efforts to reduce energy consumption. In this year, the Company has implemented various energy conservation measures recommended during previous energy audits and additionally new inhouse initiatives have been undertaken as given below:

##### New Measures undertaken in FY 2023-24:

1. Optimization of Utility operations in HMA manufacturing.
2. Cooling tower fan interlock with sump temperature through PID controller.
3. Replacement of conventional cooling tower fan with aerofoil designed fans.
4. Optimization of air compressors usage.
5. Chilled water pumping system optimization.
6. Replacement of conventional Motor with Energy Efficient IE3/IE4 Class Motor.
7. Waste heat recovery from boiler flue gas.
8. Reduction of agitator RPM during batch transfer operation.

##### Earlier proven energy conservation projects replicated across other manufacturing units in FY 2023-24:

1. Energy saving by condensate recovery.
2. Replacement of compressors with energy efficient compressors.
3. Installation of Variable frequency drives for pumps and fans.
4. Replacement of existing AC with energy efficient AC.
5. Replacement of conventional ceiling fans with high energy efficient BLDC fans.
6. Installation of motion sensors for lighting applications.
7. Day light savings in warehouses by providing transparent roof sheets.

##### 2. Steps taken by the Company for utilizing alternate sources of energy:

##### Various initiatives and steps taken by your Company are given below:

##### a. Sustainable Fuel:

Your Company continues to evaluate and increase the usage of sustainable fuel (biomass) which replace fossil fuels for operation of our boilers. During the year, by use of green fuels, your Company has saved ₹ 28.35 Crores. The CO2 emissions per MT of production reduced from 0.026 TCO2/MT to 0.015 TCO2/MT.

##### b. Wind Energy:

Power generated from wind farm projects at Maharashtra continue to be utilized in the manufacturing units and at our corporate office in Mumbai. Power generated from windmills was 50.4 Lakh KWH while the consumption was limited to 38.2 Lakh KWH which has resulted in an annual saving of ₹ 3.27 crores in FY 2023-24.

##### c. Solar Energy:

Your Company have saved 29.7 Lakh KWH of electricity from 17 solar installations of capacity 2,717 KWp, resulting in saving of ₹ 2.52 Crores. Your Company has taken initiative of adding 9 more solar installations of capacity 3,473 KWp which will produce additional green power in the next financial year.

##### 3. The Capital Investment on Energy Conservation Equipment's:

The total Capital Investment in energy conservation equipment's was ₹ 6.9 crores during the year.

#### B) TECHNOLOGY ABSORPTION

##### 1. Efforts made towards technology absorption:

- a. R&D develops new technologies and upgrades our core technologies based on the insights from technology, marketing, and application trends on regular basis for various types of new products in adhesives, sealants, tile & stone fixing solutions, synthetic resins, pigments, pigment dispersions, intermediates, thickeners, dispersants, coatings, waterproofing products and construction chemicals.
- b. R&D works regularly with technology experts and research institutes for developing new technologies capabilities.
- c. R&D continues to strengthen the strategic initiative on safe and sustainable products and product systems.

##### 2. Benefits derived like product improvement, cost reduction, product development or import substitution:

R&D innovations contributed to improve the revenue and margin growth by launching new products, product/process improvement and cost saving initiatives, capacity debottlenecking, solutions for market needs for new applications and improved environmental compliance.

##### 3. In case of imported technology (imported during the last 3 years reckoned from the beginning of the financial year):

The technology for manufacture of Silicone Sealant, received by the Company during the year 2021-22, was fully absorbed during the financial year i.e. 2022-23.

The technology to manufacture adhesives for leather applications, received by the Company during the year 2023-24, was fully absorbed during the financial year i.e. 2023-24.

##### 4. Expenditure incurred on Research and Development:

(₹ in crores)

	Year ended 31 <sup>st</sup> March 2024	Year ended 31 <sup>st</sup> March 2023
i) Capital	4.17	3.43
ii) Recurring	86.22	78.93
<b>TOTAL</b>	<b>90.39</b>	<b>82.36</b>

#### C) FOREIGN EXCHANGE EARNINGS AND OUTGO

The foreign exchange earned in terms of actual inflows during the year and the foreign exchange outgo during the year in terms of actual outflows.

(₹ in crores)

	Year ended 31 <sup>st</sup> March 2024	Year ended 31 <sup>st</sup> March 2023
i) Foreign exchange earned	724	737
ii) Foreign exchanged used	1,278	1,944

For and on behalf of the Board of Directors

Place: Khandala  
Date: 7<sup>th</sup> May 2024

**M B Parekh**  
Executive Chairman

## ANNEXURE 4 TO THE DIRECTORS' REPORT

### Disclosure regarding Employee Stock Option of the Company for the year ended 31<sup>st</sup> March, 2024

- A. Relevant disclosures in terms of the 'Guidance note on accounting for employee share-based payments' issued by ICAI or any other relevant accounting standards as prescribed from time to time. Members may refer to the audited financial statement prepared as per Indian Accounting Standard (Ind-AS) for the year 2023-24.
- B. Diluted EPS on issue of shares pursuant to all the schemes covered under the regulations shall be disclosed in accordance with 'Accounting Standard 20 - Earnings Per Share' issued by ICAI or any other relevant accounting standards as prescribed from time to time. Diluted EPS for the year ended 31<sup>st</sup> March 2024 is ₹ 35.35 calculated in accordance with Ind-AS 33 (Earnings per Share).

### C. Details related to Employees' Stock option of the Company for the year ended 31<sup>st</sup> March, 2024:

Sr. No.	Particulars	Employee Stock Option Plan -2016
(i)	(a) Date of shareholders' approval	02.04.2016
	(b) Total number of options approved under ESOP	45,00,000
	(c) Vesting requirements	Options granted under the Plan shall vest not earlier than one year but not later than a maximum of six years from the date of grant of such Options.  In the case of Eligible Employee who has not completed 3 years of employment as on date of the grant of Options then the Options which are due for Vesting before completion of 3 years as above, shall vest as on the completion of 3 years of employment in the Company by the Employee concerned or as may be approved by the Compensation Committee.
	(d) Exercise price or pricing formula	As approved by the Shareholders through Postal Ballot which was declared on 2 <sup>nd</sup> April, 2016, the exercise price shall be ₹ 1/- per option or such other higher price as may be fixed by the Board or Compensation Committee.
	(e) Maximum term of options granted	Out of the options granted, the last date of vesting is 29 <sup>th</sup> February, 2032. The vested options need to be exercised within a maximum period of three years from the date of vesting of such options.
	(f) Source of shares (primary, secondary or combination)	Primary
	(g) Variation in terms of options	Not Applicable
(ii)	Method used to account for ESOS	Fair value method*
(iii)	(a) Difference between the employee compensation cost computed as per intrinsic value method and the employee compensation cost as per the fair value of the options	N.A
	(b) The impact of this difference on profits and on EPS of the Company	N.A

\*NOTE : Under IND AS, Fair value method is used for accounting.

### (iv) Option movement during the year - Employee Stock Option Plan 2016 (ESOP – 2016)

Particulars	ESOP – 2016
Number of options outstanding at the beginning of the period	3,52,660
Number of options granted during the year	4,60,920
Number of options forfeited / lapsed during the year	180
Number of options vested during the year	27,525
Number of options exercised during the year	2,95,100
Number of shares arising as a result of exercise of options	2,95,100
Money realized by exercise of options (INR)	2,95,100
Loan repaid by the Trust during the year from exercise price received	N.A.
Number of options outstanding as on 31 <sup>st</sup> March, 2024	5,18,300
Number of options exercisable as on 31 <sup>st</sup> March 2024	1,625

### (v) Weighted-average exercise prices and weighted-average fair values of options

Particulars	Weighted average exercise price per option (₹)	Weighted average fair value per option (₹)
Options granted on 08.11.2017 – ESOP 2016	1	734.15
Options granted on 30.10.2018 – ESOP 2016	1	931.19/924.50
Options granted on 23.01.2019 – ESOP 2016	1	1,112.48/1,127.85
Options granted on 05.08.2020 – ESOP 2016	1	1,318.08/1,319.96
Options granted on 04.11.2020 – ESOP 2016	1	1,536.91
Options granted on 09.10.2021 – ESOP 2016	1	2,422.93
Options granted on 09.11.2021 – ESOP 2016	1	2,345.77
Options granted on 09.11.2021 – ESOP 2016	2,390.75	944.34
Options granted on 24.01.2022 – ESOP 2016	1	2,667.05
Options granted on 11.03.2022 – ESOP 2016	1	2,325.81
Options granted on 18.05.2022 – ESOP 2016	1	2,142.47
Options granted on 24.01.2023 – ESOP 2016	1	2,368.65/2,391.47
Options granted on 24.01.2023 – ESOP 2016	2,205.00	1,131.02
Options granted on 08.11.2023 – ESOP 2016	1	2,426.68/2,416.03/2,405.42
Options granted on 29.02.2024 – ESOP 2016	1	2,689.06/2,677.25/2,665.49/2,653.78/2,642.11
Options granted on 29.02.2024 – ESOP 2016	2,438.00	1,296.88



(vi) Options granted during the year (excluding lapsed options):

a) Senior managerial Personnel:

Sr. No.	Name of Employee	Designation	Number of options granted in 2023-24	
			Exercise Price ₹ 1/-	Exercise Price ₹ 2,438/-
1.	Shri Surendra Gupta	Chief Business Officer (Pigments)	520	-
2.	Shri Vikas Kulkarni	Chief Business Officer (IP)	1300	-
3.	Shri Sudhanshu Vats	Deputy Managing Director*	50,000	4,00,000
4.	Shri Anil Bendale	President R&D - CC	8,000	
5.	Shri Vivek Sharma	Chief Information & Digital Officer	1,100	

\* Designated as Managing Director Designate w.e.f. 1<sup>st</sup> April, 2024.

b) any other employee who receives a grant in any one year of option amounting to 5% or more of option granted during the year 2023-24 - Nil

c) identified employees who were granted option, during any one year, equal to or exceeding 1% of the issued capital (excluding outstanding warrants and conversions) of the Company at the time of grant - Nil

(vii) A description of the method and significant assumptions used during the year to estimate the fair value of options, the weighted-average values of share price, the method used and the assumptions made to incorporate the effects of expected early exercise, how expected volatility was determined, including an explanation of the extent to which expected volatility was based on historical volatility; and whether and how any other features of the option grant were incorporated into the measurement of fair value, such as a market condition.

**The fair value of the option has been determined using the Black Scholes/Binomial Model. The assumptions used in this model for calculating fair value are as below:**

Please refer to "Notes to the Financial Statements – Note 47".

## ANNEXURE 5 TO THE DIRECTORS' REPORT

Information required under Section 197 of the Companies Act, 2013 read with Companies (Appointment and Remuneration of Managerial Personnel) Rules, 2014

**A. Ratio of remuneration paid to each Director to the median remuneration of the employees of the Company and percentage increase in remuneration for the financial year 2023-24 is as follows:**

Sr. No.	Name of Director	Designation	Ratio of remuneration of Director to the Median remuneration	% increase
1	Shri M B Parekh	Executive Chairman	43.71	(2.85)
2	Shri N K Parekh	Non-Executive Director	4.31	6.82
3	Shri A B Parekh	Executive Vice Chairman *	18.32	(16.44)
4	Shri A N Parekh	Executive Vice Chairman	78.68	3.42
5	Shri Bharat Puri @	Managing Director	193.10	5.52
6	Shri Sudhanshu Vats @	Deputy Managing Director *	116.72	25.32
7	Shri B S Mehta	Independent Director	3.98	4.55
8	Shri Sanjeev Aga	Independent Director	4.41	12.53
9	Shri Uday Khanna	Independent Director	4.04	8.53
10	Smt. Meera Shankar	Independent Director	3.61	5.03
11	Shri Vinod Dasari	Independent Director	3.92	16.24
12	Shri Piyush Pandey	Independent Director	3.58	10.71
13	Shri Rajeev Vasudeva	Independent Director	3.92	5.43
14	Smt. Meher Pudumjee	Independent Director	3.15	**
15	Shri Murali Sivaraman	Independent Director	0.26	+
16	Shri Sandeep Batra	Executive Director - Finance & Chief Financial Officer (CFO)	56.24	#
17	Shri Joseph Varghese	Director Operations	30.08	#

\*Shri A B Parekh was designated as Non-Executive Vice Chairman and Shri Sudhanshu Vats was designated as Managing Director Designate w.e.f. 1<sup>st</sup> April, 2024.

**B. Percentage increase in remuneration of Company Secretary and Chief Financial Officer for the financial year 2023-24 is as follows:**

Sr. No.	Name	Designation	% increase
1	Smt. Manisha Shetty	Company Secretary	23.2
2	Shri Sandeep Batra	Chief Financial Officer	#

Notes:

- The aforesaid details are calculated on the basis of remuneration paid during the financial year 2023-24.
- The remuneration to Non-Executive and Independent Directors includes sitting fees and commission paid to them during the financial year 2023-24.
- The median remuneration is ₹ 8,66,418/- for the financial year 2023-24.
- @ % excludes perquisites relating to the Stock Options exercised during financial year 2023-24.
- \*\* % increase in remuneration is not given as Smt. Meher Pudumjee, Independent Director was appointed w.e.f. 18<sup>th</sup> May, 2022.
- + increase in remuneration is not given as Shri Murali Sivaraman, Independent Director was appointed w.e.f. 23<sup>rd</sup> January, 2024.
- # % increase in remuneration is not given as Shri Sandeep Batra and Shri Joseph Varghese were appointed as Whole Time Directors w.e.f. 9<sup>th</sup> November, 2022.
- The remuneration to Directors is within the overall limits approved by the shareholders.

**C. Percentage increase in the median remuneration of employee in the financial year 2023-24: 9.50%**

**D. Number of permanent employees on the rolls of the Company as on 31<sup>st</sup> March, 2024: 7,914.**

**E. Average percentage increase already made in the salaries of employees other than the managerial personnel in the last financial year and its comparison with the percentage increase in the managerial remuneration and justification thereof and point out if there are any exceptional circumstances for increase in the managerial remuneration:**

Increase in remuneration is based on remuneration policy of the Company.

Average increase in salary of all employees in 2023-24 compared to 2022-23: 8.50%

**F. Affirmation:**

Pursuant to Rule 5(1)(xii) of the Companies (Appointment and Remuneration of Managerial Personnel) Rules, 2014, it is affirmed that the remuneration paid to the Directors, Key Managerial Personnel and Senior Management is as per the Remuneration Policy of the Company.

## BUSINESS RESPONSIBILITY AND SUSTAINABILITY REPORT

### Introduction

The Company firmly believes in building a sustainable business model that generates long-term value for all stakeholders. We recognise the growing importance of global climate change and are deeply committed to comprehensive organizational development in this context. We continue to focus and integrate Environmental, Social, and Governance (ESG) considerations across our entire value chain. The Company's environmental performance is primarily driven by efforts to reduce fresh water and energy consumption, minimize Greenhouse Gas Emissions, promote renewable energy usage and enhance waste reduction and recycling, particularly in plastic packaging. Additionally, the Corporate Social Responsibility (CSR) initiatives are directed toward the holistic wellbeing of communities. These initiatives address critical issues such as education, women's empowerment, skill development, agriculture, water management, and sanitation.

The Company has tracked its ESG metrics and consistently released its annual Sustainability Report since the fiscal year 2018-19. The Company is focused on enhancing environmental targets while also addressing social and governance aspects, with a special emphasis on climate-related risks.

This report has been developed in accordance with the guidelines set forth by the Securities & Exchange Board of India (SEBI) for Business Responsibility and Sustainability Reporting (BRSR).

### SECTION A: GENERAL DISCLOSURE

I. Details of the Listed Entity		
1	Corporate Identity Number (CIN) of the Listed Entity	L24100MH1969PLC014336
2	Name of the Listed Entity	Pidilite Industries Limited
3	Year of incorporation	1969
4	Registered office address	Regent Chambers, 7 <sup>th</sup> Floor, 208, Nariman Point, Mumbai, Maharashtra, 400 021
5	Corporate address	Ramkrishna Mandir Road, Off Mathuradas VasANJI Road, Andheri (E), Mumbai – 400 059
6	E-mail	investor.relations@pidilite.co.in
7	Telephone	+91 22 6883 7000
8	Website	www.pidilite.com
9	Financial year for which reporting is being done	2023-24
10	Name of the Stock Exchange(s) where shares are listed	The BSE Limited, The National Stock Exchange of India Limited
11	Paid-up Capital	₹ 50,86,09,340
12	Contact Person Name and contact detail (telephone, email address) of the person who may be contacted in case of any, queries on the BRSR report	Name: Joseph Varghese, Director - Operations Tel: +91 22 6883 7154 Email: joseph.varghese@pidilite.com
13	Reporting Boundary Are the disclosures under this report made on a standalone basis (i.e., only for the entity) or on a consolidated basis (i.e., for the entity and all the entities which form a part of its consolidated financial statements taken together)	The disclosures made under this report are on a standalone basis. The scope of this report excludes certain sites which are not within the operational control of the Company.  There are certain restatements due to change in approach and methodology for certain attributes in this report. The effects and reasons have been included under the respective Principles of this report -Principle 6 (Essential Indicator 9) and Principle 8 (Essential Indicator 5). These restatements would enable completeness and comparability of information for the current year and previous year.
14	Name of assurance provider	M/s. B S R & Co. LLP
15	Type of assurance obtained	BRSR Core Reasonable Assurance as per Standard on Sustainability Assurance Engagements (SSAE) 3000, "Assurance Engagements on Sustainability Information" and SAE 3410 Assurance Engagements on Greenhouse Gas Statements issued by the Sustainability Reporting Standards Board of the Institute of Chartered Accountants of India ('ICAI').

II. Product/Services					
16	Details of business activities (accounting for 90% of the turnover):	S. No.	Description of Main Activity	Description of Business Activity	% Turnover of the Entity
		1	Consumer & Bazaar Products Segment	The Branded Consumer & Bazaar segment encompasses various products, including Adhesives, Sealants, Art & Craft Materials and others, as well as Construction and Paint Chemicals. These products are widely used by carpenters, painters, plumbers, mechanics, households, students, offices etc.	82%
		2	Business to Business Products Segment	The Business-to-Business segment includes a range of products like Industrial Adhesives, Industrial Resins, Construction Chemicals (Projects), Organic Pigments, Pigment Preparations and more. This segment serves different industries such as packaging, joineries, textiles, paints, printing inks, paper, leather and others.	17%

17 Products/ Services sold by the entity (accounting for 90% of the entity's Turnover):				
S. No.	Product/Service	NIC Code	% of Total Turnover contributed	
1	Manufacture of adhesives and sealants including rubber-based glues, industrial adhesives, consumer adhesives.	20295	60.7%	
2	Manufacture of Pigments and preparations, paint chemicals, industrial resins etc.	20297	32.8%	

III. Operations					
18	Number of locations where plants and/or operations/offices of the entity are situated:	Location (State/UT)	Number of plants	Number of offices	Total
		National	33	7	40
		International	0	5	5

19 Market served by the entity		Locations	Numbers
a. No. of Locations	National (No. of States/UTs)	36 (28 States and 8 Union Territories)	
	International (No. of Countries)	79	
b. What is the contribution of exports as a percentage of the total turnover of the entity?	7.38%		
c. A brief on types of customers	<ul style="list-style-type: none"> <li>The Company operates under two major business segments i.e., Branded Consumer &amp; Bazaar and Business to Business.</li> <li>The Branded Consumer &amp; Bazaar segment encompasses various products, including Adhesives, Sealants, Art &amp; Craft Materials, and others, as well as Construction and Paint Chemicals. The Company caters to a wide range of customers, including households, students, offices, carpenters, painters, plumbers, mechanics, etc through wholesalers, distributors, retailers, and e-commerce channels.</li> <li>The Business to Business segment includes a range of products like Industrial Adhesives, Industrial Resins, Construction Chemicals (Projects), Organic Pigments, Pigment Preparations, and more. This segment serves different industries such as packaging, joineries, textiles, paints, printing inks, paper, leather and others.</li> </ul>		



**IV. Employees**

**20. Details as at the end of Financial Year:**

S. No.	Particulars	Total (A)	Male		Female	
			No. (B)	% (B/A)	No. (C)	% (C/A)
a.	<b>Employees and workers (including differently abled)</b>					
	<b>Employees</b>					
1	Permanent Employees (D)	7,746	7,275	94%	471	6%
2	Other than Permanent Employees (E)	2,378	2,268	95%	110	5%
3	<b>Total Employees (D+E)</b>	<b>10,124</b>	<b>9,543</b>	<b>94%</b>	<b>581</b>	<b>6%</b>
	<b>Workers</b>					
4	Permanent (F)	168	159	95%	9	5%
5	Other than Permanent (G)	3,527	3,345	95%	182	5%
6	<b>Total Workers (F+G)</b>	<b>3,695</b>	<b>3,504</b>	<b>95%</b>	<b>191</b>	<b>5%</b>

**b. Differently abled employees and workers**

	<b>Employees</b>					
7	Permanent Employees (D)	8	8	100%	0	0%
8	Other than Permanent Employees (E)	0	0	0%	0	0%
9	<b>Total differently abled employees (D+E)</b>	<b>8</b>	<b>8</b>	<b>100%</b>	<b>0</b>	<b>0%</b>
	<b>Workers</b>					
10	Permanent (F)	0	0	-	0	-
11	Other than Permanent (G)	6	5	83%	1	17%
12	<b>Total differently abled workers (F+G)</b>	<b>6</b>	<b>5</b>	<b>83%</b>	<b>1</b>	<b>17%</b>

**21. Participation/Inclusion/Representation of women**

S. No.	Category	Total (A)	No. and % of females	
			No. (B)	% (B/A)
1	Board of Directors	17*	2	11.76
2	Key Management Personnel	4#	1	25

\* Board of Directors includes 03 KMP's

# KMPs are the Managing Director, Deputy Managing Director, Executive Director Finance & CFO and Company Secretary.

**22. Turnover rate for permanent employees and workers (Disclose trends for the past 3 years)\***

Category	FY 2023-24			FY 2022-23			FY 2021-22		
	Male	Female	Total	Male	Female	Total	Male	Female	Total
Permanent Employees	11%	9%	11%	14%	19%	14%	11%	10%	11%
Permanent Workers	6%	-	5%	7%	11%	9%	9%	22%	10%

\* Turnover rate is calculated as: Number of employees exited during the F.Y. / Total Number of Employees on the last working day of the F.Y.

**V. Holding, Subsidiary and Associate Companies (including Joint Ventures)**

S. No	Name of the Holding / Subsidiary / Associate Companies / Joint Ventures	Indicate whether it is a Holding / Subsidiary / Associate or Joint Venture	% of shares held by Listed Entity	Does the entity indicated at column A, participate in the Business Responsibility initiatives of the Listed Entity? (Yes/No)	
23	Names of holding / subsidiary / associate companies / joint ventures	1. Fevicol Company Ltd.	Subsidiary	100	No
		2. Pagel Concrete Technologies Pvt. Ltd.	Subsidiary	80	
		3. Bhimad Commercial Company Pvt. Ltd.	Subsidiary	100	
		4. Pidilite Ventures Pvt. Ltd.	Subsidiary	100	
		5. Building Envelope Systems India Ltd.	Subsidiary	60	
		6. Hybrid Coatings (Partnership Firm)	Subsidiary	60	
		7. Nina Percept Private Ltd.	Subsidiary	100	
		8. ICA Pidilite Private Ltd.	Subsidiary	50	
		9. Pidilite Litokol Private Ltd.	Subsidiary	60	
		10. Pidilite Grupo Puma Manufacturing Ltd.	Subsidiary	50	
		11. Pidilite C-Techos Walling Ltd.	Subsidiary	60	
		12. Tenax Pidilite India Pvt. Ltd.	Subsidiary	70	
		13. Solstice Business Solutions Pvt. Ltd. (w.e.f 6 <sup>th</sup> April, 2023)	Subsidiary	100	
		14. Pidilite International Pte Ltd.	Subsidiary	100	
		15. Pidilite Middle East Ltd.	Subsidiary	100	
		16. Pidilite MEA Chemicals LLC	Subsidiary	100	
		17. Pidilite USA Inc.	Subsidiary	100	
		18. Pidilite Speciality Chemicals Bangladesh Pvt. Ltd.	Subsidiary	100	
		19. Pidilite Bamco Ltd.	Subsidiary	100	
		20. PT Pidilite Indonesia	Subsidiary	100	
		21. Pidilite Innovation Centre Pte Ltd.	Subsidiary	100	
		22. Pidilite Industries Egypt SAE	Subsidiary	100	
		23. Bamco Supply and Services Ltd.	Subsidiary	49	
		24. Pulvitec do Brasil Industria e Comercio de Colas e Adesivos Ltda (upto 28 <sup>th</sup> March, 2024)	Subsidiary	100	
		25. PIL Trading (Egypt) LLC	Subsidiary	100	
		26. Pidilite Industries Trading (Shanghai) Co Ltd.	Subsidiary	100	
		27. Pidilite Chemical PLC	Subsidiary	100	
		28. Pidilite Lanka (Pvt.) Ltd.	Subsidiary	76	
		29. Nebula East Africa Pvt. Ltd.	Subsidiary	100	
		30. Nina Lanka Construction Technologies (Pvt.) Ltd.	Subsidiary	93.94	
		31. Pidilite Ventures LLC	Subsidiary	100	
		32. Pidilite East Africa Ltd.	Subsidiary	55	
		33. Nina Percept (Bangladesh) Pvt. Ltd.	Subsidiary	100	
		34. PidilitePuma MEA Chemicals LLC (w.e.f. 2 <sup>nd</sup> October, 2023)	Joint Venture	50	
		35. Vinyl Chemicals (India) Ltd.	Associate	40.64	
		36. Aapkapainter Solutions Pvt. Ltd.	Associate	47.67	
		37. Karwaan Eduventures Pvt. Ltd.	Associate	28.88	
		38. Climacrew Pvt. Ltd.	Associate	33.33	
		39. Buildnext Construction Solutions Pvt. Ltd.	Associate	27.61	
		40. Finemake Technologies Pvt. Ltd.	Associate	36.45	
		41. Constroybot Robotics Pvt. Ltd. (w.e.f. 27 <sup>th</sup> May, 2023)	Associate	29.81	

VI. CSR Details		
24	i. Whether CSR is applicable as per section 135 of Companies Act, 2013:	Yes
	ii. Turnover (in ₹)	₹ 11,166.97 Crores
	iii. Net worth (in ₹)	₹ 8,337.39 Crores

#### VII. Transparency and Disclosures Compliances

25	Stakeholder group from whom complaint is received	Grievance Redressal Mechanism in Place (Yes/No) (If Yes, then provide web-link for grievance redressal policy)	FY 2023-24			FY 2022-23		
			Number of complaints filed during the year	Number of complaints pending resolution at close of the year	Remarks	Number of complaints filed during the year	Number of complaints pending resolution at close of the year	Remarks
Complaints/ Grievances on any of the principles (Principles 1 to 9) under the National Guidelines on Responsible Business Conduct	Communities	Yes <a href="mailto:csr@pidilite.co.in">csr@pidilite.co.in</a>	-	-	-	-	-	-
	Investors (other than shareholders)	Yes <a href="https://pidilite.com/contact/">https://pidilite.com/contact/</a>	-	-	-	-	-	-
	Shareholders	Yes <a href="https://www.pidilite.com/investor-relations/investor-center">https://www.pidilite.com/investor-relations/investor-center</a>	11	0	-	8	-	-
	Employees and workers	Yes <a href="mailto:report@integritymatters.in">report@integritymatters.in</a>	-	-	-	1	-	-
	Customers	Yes 1. <a href="https://pidilite.com/contact/">https://pidilite.com/contact/</a> 2. Customer Care Cell Email address - <a href="mailto:csc@pidilite.com">csc@pidilite.com</a> and Toll Free number – 1800-266-6066	1,900	02	-	2,612	3	-
	Value Chain Partners	Yes <a href="https://pidilite.com/contact/">https://pidilite.com/contact/</a>	-	-	-	-	-	-

#### 26. Overview of the entity's material responsible business conduct issues.

Please indicate material responsible business conduct and sustainability issues pertaining to environmental and social matters that present a risk or an opportunity to your business, rationale for identifying the same, approach to adapt or mitigate the risk along-with its financial implications, as per the following format.

S. No.	Material Issue Identified	Indicate whether risk or opportunity	Rationale for identifying the risk/opportunity	In case of risk, approach to adapt or mitigate	Financial implications of the risk or opportunity (Indicate positive or negative implications)
1	Corporate governance and risk management	Opportunity	To enhance corporate governance practices by establishing board-level priorities. The Company's directors oversee management activities to actively contribute to the enhancement of shareholder value.	-	Positive
2	Climate Change	Risk	Potential environmental risks may be encountered due to climate change, including extreme weather events and water scarcity. Additionally, the transition to a low-carbon economy introduces regulatory and market risks, such as shifts in consumer preferences, rising product costs, and evolving government policies. Upholding responsible business practices is essential for creating sustainable long-term value.	<ul style="list-style-type: none"> <li>The Company has conducted a detailed climate change risk assessment.</li> <li>The Company has taken several initiatives to reduce the impact of GHG emissions by adopting measures on renewable energy sources, water reduction/conservation and waste reduction.</li> <li>The Company has established systems and processes to monitor emerging regulations, incidents, and developments, and to assess their applicability for compliance purposes.</li> </ul>	Negative
3	Sustainable Procurement	Risk & Opportunity	Sustainable sourcing of raw materials are fundamental to secure continuous supply and the future growth of the business.	The Company formulated its Sustainable Procurement Policy and Supplier Diversity Policy to facilitate procurement decisions that are socially and environmentally responsible. This also helps to improve operational efficiency and mitigate risks including regulatory risks.	<p>Negative: (in short term, developing sustainable suppliers / sourcing materials from certified sustainable suppliers may increase cost of our products).</p> <p>Positive: (in long term, implementing sustainable sourcing practices can mitigate supply chain risks, ensure a consistent supply, and create growth opportunities to meet future product demand).</p>



S. No.	Material Issue Identified	Indicate whether risk or opportunity	Rationale for identifying the risk/opportunity	In case of risk, approach to adapt or mitigate	Financial implications of the risk or opportunity (Indicate positive or negative implications)
4	Management of hazardous chemicals	Risk	Proper handling of hazardous chemicals is essential to reduce health and safety risks and lower environmental impacts.	<ul style="list-style-type: none"> <li>The Company has Environment Health &amp; Safety (EHS) policy which is communicated to all the employees.</li> <li>The Company conducts regular risk assessments and closely monitors the implementation of action plans derived from these assessments until their completion.</li> <li>The focus has been on adopting engineering control for safe handling of hazardous chemicals thereby reducing risk levels.</li> <li>Training and awareness programs are conducted to educate employees about hazards, associated risks, emergency preparedness &amp; response, and safe handling practices of hazardous chemicals.</li> <li>Systems are in place for the adoption of inherently safe design based on various applicable standards for all new infrastructures and implementing the same for existing infrastructures in a phased manner.</li> </ul>	Negative
5	Occupational health and safety	Risk	The Company's operation has inherent health and safety hazards. Proper process safety management and controls are required to eliminate / minimise any potential health and safety hazards/risks.	<ul style="list-style-type: none"> <li>The Company is committed to the Occupational Health &amp; Safety of all the people across its value chain with a goal of 'Zero Harm'.</li> <li>The Company has adopted ISO 45001:2018 for the management of Health &amp; Safety across its operations.</li> <li>The Company continues to drive improvements in process safety management and people safety.</li> <li>Behavior Based Safety (BBS) program was initiated during the reporting period with a goal to encourage safe behaviors and minimise at-risk behaviors.</li> <li>Regular reviews of EHS systems and processes are conducted through internal as well as independent external audits.</li> <li>The Company has a system to monitor the safety KPIs across all its units – both lead and lag indicators.</li> </ul>	Negative

S. No.	Material Issue Identified	Indicate whether risk or opportunity	Rationale for identifying the risk/opportunity	In case of risk, approach to adapt or mitigate	Financial implications of the risk or opportunity (Indicate positive or negative implications)
6	Availability of Natural Resources	Risk & Opportunity	Human societies and economies fundamentally rely on biodiversity and ecosystem services provided by nature. Recognising that this is a shared resource and addressing natural resource consumption as a business risk and doing the best to optimize its consumption is crucial for sustainable economic growth and resilience in the face of environmental challenges.	The Company have set out a clear pathway to optimize resource consumption by: <ul style="list-style-type: none"> <li>Achieving Zero Liquid Discharge (ZLD) status at all feasible manufacturing units.</li> <li>Water conservation through reduction, reuse, and recycling.</li> <li>Implementing energy-saving initiatives as well as leveraging technological advancement.</li> <li>Implementing energy recovery systems like heat recovery from process.</li> </ul>	<p>Negative:</p> <p>(Initiatives for resource use optimisation may result in short-to-medium-term incremental costs).</p> <p>Positive:</p> <p>(These initiatives enhance business resilience and safeguard long-term value).</p>
7	Plastic Packaging	Risk	The regulatory changes in Plastic Waste Management Rules requires to: <ul style="list-style-type: none"> <li>Reduce virgin plastic consumption by including recycled plastic in plastic packaging.</li> <li>Recycle &amp; Reuse the plastic packaging that is put into market.</li> </ul>	The Company is taking several initiatives including: <ul style="list-style-type: none"> <li>To optimize the packaging and reduce virgin plastic usage.</li> <li>To utilize Post Consumer Recycled (PCR) plastics in packaging to promote circularity.</li> <li>To reuse rigid plastic packaging.</li> </ul>	Negative
8	Economic performance	Opportunity	Strong economic performance is key to the stakeholders of an organization. The Company's efforts have been to ensure sustainable growth for its value chain and the economy.	-	Positive
9	Community development	Opportunity	The Company is a firm believer in the inclusion of community in which it operates, thereby providing direct economic and social growth for all its stakeholders.	-	Positive

**SECTION B: MANAGEMENT AND PROCESS DISCLOSURES**

This section is aimed at helping businesses demonstrate the structures, policies and processes put in place towards adopting the NGRBC Principles and Core Elements.

Disclosure Questions	P1	P2	P3	P4	P5	P6	P7	P8	P9	
<b>Policy and Management Processes</b>										
1	a. Whether your entity's policy/policies cover each principle and its core elements of the NGRBCs. (Yes/No)	Y	Y	Y	Y	Y	Y	Y	Y	Y
	b. Has the policy been approved by the Board? (Yes/No)	Y	Y	Y	Y	Y	Y	Y	Y	Y
	c. Web Link of the Policies, if available	Certain policies are uploaded on the website of the Company at <a href="https://www.pidilite.com/investor-relations/corporate-governance">https://www.pidilite.com/investor-relations/corporate-governance</a> .								
2	Whether the entity has translated the policy into procedures. (Yes / No)	Y	Y	Y	Y	Y	Y	Y	Y	Y
3	Do the enlisted policies extend to your value chain partners? (Yes/No)	Company's sustainable sourcing and supplier diversity policies were communicated to all suppliers. The value chain partners are expected to follow the Company policies as applicable to their business.								
4	Name of the national and international codes/certifications/labels/standards (e.g., Forest Stewardship Council, Fairtrade, Rainforest Alliance, Trustee) standards (e.g., SA 8000, OHSAS, ISO, BIS) adopted by your entity and mapped to each principle.	Principle of Corporate Governance, Corporate Governance Voluntary Guidelines, 2009	ISO 14001 : 2015, GRI standards	ISO 45001 : 2018, GRI standards	ISO 14001 : 2015, GRI standards	Universal Declaration on Human Rights of the United Nations	ISO 14001 : 2015, GRI standards	Universal declaration on Human Rights of the United Nations, GRI Standards	CSR disclosures pursuant to Section 135 of the Companies Act, 2013, read with the Companies (Corporate Social Responsibility Policy) Rules, 2014, as amended	ISO 14001 : 2015, GRI standards
5	Specific commitments, goals and targets set by the entity with defined timelines, if any.	The details of Company's Sustainability strategy, commitments, goals, targets and progress against targets are available in the Sustainability Report, which is available in public domain at <a href="https://pidilite.com/sustainability/">https://pidilite.com/sustainability/</a>								
6	Performance of the entity against the specific commitments, goals, and targets along-with reasons in case the same are not met.									

**Governance, Leadership and Oversight**

7	<b>Statement by director responsible for the business responsibility report, highlighting ESG related challenges, targets, and achievements</b>	<p>The Company's comprehensive sustainability strategy seamlessly incorporates ESG-related challenges into its decision making processes. On the environmental front, the focus is on reducing fresh water and energy consumption, minimizing greenhouse gas (GHG) emissions, increasing the use of renewable energy sources, and emphasizing waste reduction and recycling, particularly in plastic packaging. Socially, the Company aims to foster a thriving work environment by promoting workforce diversity, investing in skill enhancement, creating career development pathways, and ensuring overall employee well-being. Additionally, the Company's Corporate Social Responsibility (CSR) initiatives are geared toward sustainable development, with targeted efforts to enhance the quality of life and well-being of local communities.</p> <p>The Company has set long-term goals to reduce freshwater consumption, optimize energy usage, increase reliance on renewable energy, and promote recycling, reduction, and reuse of plastic packaging while minimizing waste sent to landfills. Rigorous monitoring systems track the Company's environmental performance, and regular initiatives are implemented across manufacturing sites to enhance environmental sustainability.</p> <p>The Company remains committed to enhancing occupational safety conditions and fostering a robust health and safety culture throughout its operations. To drive safety performance improvement, the focus is on leading indicators such as Behavior Based Safety (BBS) and near-miss reporting, identification of unsafe acts or conditions, audits, and surveys. The Company has implemented several pivotal initiatives to enhance overall health and safety performance. These include safe handling of hazardous chemicals, robust machine guarding practices, implementation of BBS program, Pidilite's life saving rules and effective contractor safety management.</p> <p>The Company has consistently prioritized its role in improving the well-being of the communities. With the aim of enhancing the quality of life and overall wellness of these localities, the Company has actively engaged in various social and community service initiatives. These efforts span diverse areas such as agriculture, animal husbandry, healthcare, education, women's empowerment, water conservation, and plastic waste management.</p> <p>The Company adheres to all environmental rules and regulations in the locations where it operates. A robust internal mechanism is in place to consistently review and evaluate the systems and processes for ensuring compliance.</p> <p>The details of Company's Sustainability strategy, commitments, goals, targets and progress against targets are available in the Sustainability Report, which is available in public domain at <a href="https://pidilite.com/sustainability/">https://pidilite.com/sustainability/</a></p>
8	<b>Details of the highest authority responsible for implementation and oversight of the Business Responsibility policy (ies).</b>	Name: Shri Sudhanshu Vats Designation: Deputy Managing Director* DIN : 05234702
9	<b>Does the entity have a specified Committee of the Board/ Director responsible for decision making on sustainability related issues? (Yes / No). If yes, provide details.</b>	Name: Shri Joseph Varghese Designation: Director – Operations DIN : 09770335  The Sustainability Management Council – A cross functional Senior Management team chaired by Deputy Managing Director of the Company is functioning to ensure effective formulation of sustainability policies and implementation of strategy.

\*Managing Director Designate with effect from 1<sup>st</sup> April, 2024



10. Details of Review of NGRBCs by the Company:

Subject for Review	Indicate whether review was undertaken by Director / Committee of the Board/ Any other Committee									Frequency (Annually/ Half yearly/ Quarterly/ Any other – please specify)								
	P1	P2	P3	P4	P5	P6	P7	P8	P9	P1	P2	P3	P4	P5	P6	P7	P8	P9
Performance against above policies and follow up action	Yes									Quarterly	Monthly	Monthly	Quarterly	Quarterly	Monthly	Ongoing	Quarterly	Quarterly
Compliance with statutory requirements of relevance to the principles, and rectification of any non-compliances	The Company is in compliance with all the statutory requirements of principles to the extent applicable.																	

11. Has the entity carried out independent assessment/ evaluation of the working of its policies by an external agency? (Yes/No). If yes, provide name of the agency	P1	P2	P3	P4	P5	P6	P7	P8	P9
Yes	M/s. SGS India Pvt Ltd were engaged to review the systems and procedures related to safety and environment.								

12. If answer to question (1) above is "No" i.e. not all Principles are covered by a policy, reasons to be stated:

Questions	P1	P2	P3	P4	P5	P6	P7	P8	P9
The entity does not consider the principles material to its business (Yes/No)	Not Applicable								
The entity is not at a stage where it is in a position to formulate and implement the policies on specified principles (Yes/No)									
The entity does not have the financial or/ human and technical resources available for the task (Yes/No)									
It is planned to be done in the next financial year (Yes/No)									
Any other reason (please specify)									

SECTION C: PRINCIPLE WISE PERFORMANCE DISCLOSURE

**PRINCIPLE 1: Businesses should conduct and govern themselves with integrity, and in a manner that is Ethical, Transparent and Accountable.**

ESSENTIAL INDICATORS

1. Percentage coverage by training and awareness program on any of the principles during the financial year:

Segment	Total number of training and awareness programs held	Topics/principles covered under the training and its impact	%age of persons in respective category covered by the awareness programs
Board of Directors & Key Managerial Personnel	8 (as part of Board meetings)	Updates and awareness related to regulatory changes are conducted for the Board of Directors & KMPs. The topics covered includes: 1) Corporate Governance 2) Companies Act 3) SEBI Listing Requirements 4) Environmental & Safety matters 5) Business Process Improvements	100%
Employees other than BODs and KMPs	29	1) Prevention of Sexual Harassment 2) Code of Conduct 3) Legal Metrology 4) Insider Trading 5) Ethics line 6) Well-being and Safety related sessions	73%
All Workers	68	1) Training on Company Policies and Processes 2) EHS Induction and annual refresher training. 3) Job Specific Training	95%

2. Details of fines / penalties /punishment/ award/ compounding fees/ settlement amount paid in proceedings (by the entity or by directors / KMPs) with regulators/ law enforcement agencies/ judicial institutions, in the financial year, in the following format. (Note: the entity shall make disclosures on the basis of materiality as specified in Regulation 30 of SEBI (Listing Obligations and Disclosure Requirements) Regulations, 2015 and as disclosed on the entity's website):

a. Monetary					
Type	NGRBC Principle	Name of the regulatory/ enforcement agencies/ judicial institutions	Amount (In ₹)	Brief of the case	Has an appeal been preferred? (Yes/No)
Penalty/ Fine	Nil	Nil	Nil	NA	NA
Settlement	Nil	Nil	Nil	NA	NA
Compounding fee	Nil	Nil	Nil	NA	NA
b. Non-Monetary					
Type	NGRBC Principle	Name of the regulatory/ enforcement agencies/ judicial institutions	Brief of the case		Has an appeal been preferred? (Yes/No)
Imprisonment	Nil	Nil	NA		NA
Punishment	Nil	Nil	NA		NA

3. Of the instances disclosed in Question 2 above, details of the Appeal/ Revision preferred in cases where monetary or non-monetary action has been appealed:

Case Details	Name of the regulatory/ enforcement agencies/ judicial institutions
NA	NA

**4. Does the entity have an anti-corruption or anti-bribery policy? If yes, provide details in brief and if available, provide a web-link to the policy:**

Yes, as part of Code of Conduct.

**5. Number of Directors/KMPs/employees/workers against whom disciplinary action was taken by any law enforcement agency for the charges of bribery/ corruption:**

Category	FY 2023-24	FY 2022-23
Directors	Nil	Nil
KMPs	Nil	Nil
Employees	Nil	Nil
Workers	Nil	Nil

**6. Details of complaints with regard to conflict of interest:**

Topic	FY 2023-24	FY 2022-23
Number of complaints received in relation to issues of Conflict of Interest of the Directors	Nil	Nil
Number of complaints received in relation to issues of Conflict of Interest of KMPs	Nil	Nil

**7. Provide details of any corrective action taken or underway on issues related to fines / penalties / action taken by regulators/ law enforcement agencies/ judicial institutions, on cases of corruption and conflicts of interest.**

Not Applicable.

**8. Number of days of accounts payables ((Accounts payable \*365) / Cost of goods/services procured) in the following format:**

	FY 2023-24	FY 2022-23
Number of days of accounts payables	52	45

**9. Open-ness of business**

Provide details of concentration of purchases and sales with trading houses, dealers, and related parties along-with loans and advances & investments, with related parties, in the following format:

Parameter	Metrics	FY 2023-24	FY 2022-23
<b>Concentration of Purchases</b>	a. Purchases from trading houses as % of total purchases	30%	34%
	b. Number of trading houses where purchases are made from	292	278
	c. Purchases from top 10 trading houses as % of total purchases from trading houses	65%	70%
<b>Concentration of Sales</b>	a. Sales to dealers/ distributors as % of total sales	89%	88%
	b. Number of dealers/ distributors to whom sales are made	9,514	9,550
	c. Sales to top 10 dealers/ distributors as % of total sales to dealers/ distributors	2%	3%
<b>Share of RPT's in</b>	a. Purchases (Purchases with related parties/ Total Purchases)	12.36%	16.64%
	b. Sales (Sales to related parties /Total Sales)	2.13%	2.92%
	c. Loans & advances (Loans & advances given to related parties/ Total loans & advances)	26.74%	7.86%
	d. Investments (Investments in related parties/ Total Investments made)	35.19%	64.78%

**PRINCIPLE 2: Businesses should provide goods and services in a manner that is sustainable and safe.**

**ESSENTIAL INDICATORS**

**1. Percentage of R&D and capital expenditure (capex) investments in specific technologies to improve the environmental and social impacts of product and processes to total R&D and capex investments made by the entity, respectively:**

Type	FY 2023-24	FY 2022-23	Details of improvement in social and environmental aspects
Research & Development (R&D)	4.6%	6%	<ol style="list-style-type: none"> <li>Developed new water-based barrier coatings for paper and packaging industry to replace single use plastic laminates.</li> <li>Developed innovative products in tile adhesive category to reduce carbon footprint and provide sustainable solutions in construction segment.</li> <li>R&amp;D efforts for identifying product solutions for adopting sustainable raw materials with retained performance.</li> <li>Implemented improved processes to reduce overall cycle time at plants.</li> <li>R&amp;D efforts to identify avenues for plastic reduction through selection and use of alternate materials and by redesigning the product packs – achieved a reduction of 80 MT of virgin plastic use.</li> <li>Invested in technology to reduce the weight of multilayer packaging, using innovative materials and techniques to minimize quantity of MLP introduced into markets – achieved a reduction of 50 MT of MLP use.</li> <li>Utilize recycle content in our packaging to promote circularity and decrease reliance on virgin plastic materials – used 850 MT of recycle content in packaging.</li> <li>Conducted pilot for reuse of product packs, under which bulk packs are collected and reused again for product packaging.</li> </ol>
Capital Expenditure (CAPEX)	3.13%	1.69%	<ol style="list-style-type: none"> <li>Replacement of old motors with Energy Efficient IE3/IE4 Class Motor.</li> <li>Replacement of conventional cooling tower fan with aero foil designed fans.</li> <li>Automation of cooling tower fan with sump temperature through PID controller.</li> <li>Replacement of ceiling fans with BLDC fans to reduce power consumption.</li> <li>Optimization of air compressors usage.</li> <li>Implementing a waste heat recovery system to reduce boiler operating time, thereby lowering fuel consumption and minimizing air emissions.</li> <li>Chilled water pumping system optimization.</li> <li>Installation of solar water heaters for washrooms.</li> <li>Installation of auto self-cleaning filters in process lines to reduce hazardous waste generation.</li> <li>Reduction of agitator RPM during batch transfer operation.</li> <li>Installation of variable frequency drives for pumps and fans.</li> <li>Installation of wet scrubber system for briquette boiler to reduce air emission.</li> </ol>

**2. a. Does the entity have procedures in place for sustainable sourcing?**

The Company has sustainable sourcing and supplier diversity policies. These are communicated to all suppliers and they are expected to follow the Company policies applicable to their business.

**b. If yes, what percentage of inputs were sourced sustainably?**

37%

**3. Describe the processes in place to safely reclaim your products for reusing, recycling and disposing at the end of life, for (a) Plastics (including packaging) (b) E-waste (c) Hazardous waste and (d) other waste.**

Product	Process to safely reclaim the product
<b>a. Plastics (including packaging)</b>	The Company utilizes various types of plastics for packaging, including multilayer plastics. In compliance with the Plastic Waste Management (PWM) Rules 2016, the Company collaborates with multiple waste management agencies to manage post-consumer plastic packaging waste in its downstream operations. These agencies collect and channel the post consumer plastics wastes to Central Pollution Control Board (CPCB) authorized recyclers or end-of-life processors.  The plastic wastes generated in manufacturing facilities are directly channelized to Pollution Control Board (PCB) authorized plastic waste processors.
<b>b. E-Waste</b>	E-waste from Company's establishments are collected and disposed off through PCB authorized vendors.
<b>c. Hazardous Waste</b>	Hazardous waste from manufacturing units are disposed off through PCB authorized hazardous waste recyclers, co-processors and authorized landfill facilities.
<b>d. Other Waste</b>	Other wastes are disposed off through approved waste management agencies.

**4. Whether Extended Producer Responsibility (EPR) is applicable to the entity's activities (Yes / No). If yes, whether the waste collection plan is in line with the Extended Producer Responsibility (EPR) plan submitted to Pollution Control Boards? If not, provide steps taken to address the same.**

Yes, EPR under Plastic Waste Management (PWM) Rules, 2016 is applicable. The collection done is in line with the EPR plan submitted to Central Pollution Control Board (CPCB).

**PRINCIPLE 3: Businesses should respect and promote the well-being of all employees, including those in their value chains.**

**ESSENTIAL INDICATORS**

**1. a. Details of measures for the well-being of employees:**

Category	% of employees covered by										
	Total (A)	Health Insurance		Accident Insurance		Maternity Benefits		Paternity Benefits		Day Care Facilities	
		No. (B)	% (B/A)	No. (C)	%(C/A)	No.(D)	%(D/A)	No. (E)	%(E/A)	No. (F)	%(F/A)
<b>Permanent Employees</b>											
<b>Male</b>	7,275	7,275	100%	7,275	100%	-	-	7,275	100%	-	-
<b>Female</b>	471	471	100%	471	100%	471	100%	-	-	332	70%
<b>Total</b>	7,746	7,746	100%	7,746	100%	471	6%	7,275	94%	332	4%
<b>Other than Permanent Employees</b>											
<b>Male</b>	2,268	2,131	94%	2,131	94%	-	-	-	-	-	-
<b>Female</b>	110	38	35%	38	35%	110	100%	-	-	-	-
<b>Total</b>	2,378	2,169	91%	2,169	91%	110	5%	-	-	-	-

**b. Details of measures for the well-being of workers:**

Category	% of workers covered by										
	Total (A)	Health Insurance		Accident Insurance		Maternity Benefits		Paternity Benefits		Day Care Facilities	
		No. (B)	% (B/A)	No. (C)	%(C/A)	No.(D)	%(D/A)	No. (E)	%(E/A)	No. (F)	%(F/A)
<b>Permanent Workers</b>											
<b>Male</b>	159	159	100%	159	100%	-	-	159	100%	-	-
<b>Female</b>	9	9	100%	9	100%	9	100%	-	-	-	-
<b>Total</b>	168	168	100%	168	100%	9	5%	159	95%	-	-
<b>Other than Permanent Workers</b>											
<b>Male</b>	3,345	3,345	100%	3,345	100%	-	-	-	-	-	-
<b>Female</b>	182	182	100%	182	100%	-	-	-	-	-	-
<b>Total</b>	3,527	3,527	100%	3,527	100%	-	-	-	-	-	-

**c. Spending on measures towards well-being of employees and workers (including permanent and other than permanent) in the following format –**

	FY 2023-24	FY 2022-23
Cost incurred on well- being measures as a % of total revenue of the Company	0.3%	0.2%

**2. Details of retirement benefits, for Current and Previous Financial Year:**

Sr. No.	Benefits	FY 2023-24			FY 2022-23		
		No. of employees covered as a % of total employees	No. of workers covered as a % of total worker	Deducted and deposited with the authority (Y/N/N.A.)	No. of employees covered as a % of total employees	No. of workers covered as a % of total worker	Deducted and deposited with the authority (Y/N/N.A.)
1	PF	100%	100%	Yes	100%	100%	Yes
2	Gratuity	100%	100%	Yes	100%	100%	Yes
3	ESI	2%	100%	Yes	3%	100%	Yes

**3. Accessibility of workplaces: Are the premises / offices of the entity accessible to differently abled employees and workers, as per the requirements of the Rights of Persons with Disabilities Act, 2016? If not, whether any steps are being taken by the entity in this regard.**

The Company endeavors to become a more inclusive organization wherein there is a planned refurbishment of all its facilities. The Company is committed to creating an inclusive environment for individuals with disabilities. As part of this effort, the Company has implemented wheelchair accessible ramps and side railings for accessibility and ease of movement in Corporate office and in few locations. The planned improvements of its facilities across all locations are driven under the program name of 'Suvidayein' on a continual basis.

**4. Does the entity have an equal opportunity policy as per the Rights of Persons with Disabilities Act, 2016? If so, provide a web-link to the policy:**

The Company does not discriminate against any of its employees and have a comprehensive Code of Conduct. The associated policies cover issues related to fraud, bribery, corruption, human rights, and discrimination and detail the relevant corrective measures. They follow the principles of equal opportunity and are consistently working towards establishing an equal opportunity policy as per the Rights of Persons with Disabilities Act, 2016.

**5. Return to work and Retention rates of permanent employees and workers that took parental leave:**

Gender	Permanent Employees		Permanent Workers*	
	Return to work rate	Retention rate	Return to work rate	Retention rate
<b>Male</b>	100%	97%	-	-
<b>Female</b>	100%	95%	-	-
<b>Total</b>	100%	96%	-	-

\*No worker has applied for parental leave during FY 2023-24.



**6. Is there a mechanism available to receive and redress grievances for the following categories of employees and workers?**

If yes, give details of the mechanism in brief:

Category	Yes/No (If yes, give details of the mechanism in brief)
<b>Permanent Workers</b>	Permanent Employees / workers / other than permanent employees and workers are encouraged to share their concerns with their Reporting Manager or the members of the Senior Management. Employees can reach out independently to the Human Resource Function if they so choose to. The Company has an open-door approach, wherein any employee irrespective of hierarchy has access to the senior management. In addition, the whistleblower policy allows all our employees to report any kind of suspected or actual misconduct in the organization in an anonymous manner by dialing the toll free no (Ethics hotline 1800-102-6969) or writing e-mail to <a href="mailto:whistleblower@pidilite.co.in">whistleblower@pidilite.co.in</a> or <a href="mailto:report@integritymatters.in">report@integritymatters.in</a> . Stakeholders other than permanent employees of the Company can also raise their grievances via e-mail to the concerned person/management. Further, the Company has Safety Committees at plants to handle grievances related to health & safety.
<b>Other than Permanent Workers</b>	
<b>Permanent Employees</b>	
<b>Other than Permanent Employees</b>	

**7. Membership of employees and worker in association(s) or Unions recognized by the listed entity:**

Category	FY 2023-24			FY 2022-23		
	Total employees/ workers in respective category (A)	No. of employees/ workers in respective category, who are part of association(s) or Union (B)	% (B/A)	Total employees/ workers in respective category (C)	No. of employees/ workers in respective category, who are part of association(s) or Union (D)	%(D/C)
<b>Total Permanent Employees</b>						
Male	7,275	65	1%	6,738	67	1%
Female	471	1	0.2%	396	1	0.3%
<b>Total Permanent Workers</b>						
Male	159	119	75%	167	123	74%
Female	9	8	89%	9	8	89%

**8. Details of training given to employees and workers:**

Category	FY 2023-24				FY 2022-23					
	Total (A)	On Health & Safety Measures		On Skill Upgradation		Total (D)	On Health & Safety Measures		On Skill Upgradation	
		No. (B)	% (B/A)	No. (C)	% (C/A)		No. (E)	% (E/D)	No. (F)	% (F/D)
<b>Total Permanent Employees</b>										
Male	7,275	5,915	81%	6,830	94%	6,738	2,798	42%	5,594	83%
Female	471	401	85%	462	98%	396	207	52%	357	90%
<b>Total</b>	<b>7,746</b>	<b>6,316</b>	<b>82%</b>	<b>7,292</b>	<b>94%</b>	<b>7,134</b>	<b>3,005</b>	<b>42%</b>	<b>5,951</b>	<b>83%</b>
<b>Total Permanent Workers</b>										
Male	159	159	100%	48	30%	167	167	100%	46	28%
Female	9	9	100%	3	33%	9	8	89%	3	33%
<b>Total</b>	<b>168</b>	<b>168</b>	<b>100%</b>	<b>51</b>	<b>30%</b>	<b>176</b>	<b>175</b>	<b>99%</b>	<b>49</b>	<b>28%</b>

**9. Details of performance and career development reviews of employees and workers:**

Category	FY 2023-24			FY 2022-23		
	Total employees/ workers in respective category (A)	No. of employees / workers in respective category, who had a career review (B)	% (B/A)	Total employees / workers in respective category (C)	No. of employees / workers in respective category, who had a career review (D)	%(D/C)
<b>Permanent Employees</b>						
Male	7,275	6,888	95%	6,738	6,108	91%
Female	471	443	94%	396	349	88%
<b>Total</b>	<b>7,746</b>	<b>7,331</b>	<b>95%</b>	<b>7,134</b>	<b>6,457</b>	<b>91%</b>
<b>Permanent Workers</b>						
Male	159	159	100%	167	164	98%
Female	9	9	100%	9	9	100%
<b>Total</b>	<b>168</b>	<b>168</b>	<b>100%</b>	<b>176</b>	<b>173</b>	<b>98%</b>

**10. Health and safety management system:**

<b>a. Whether an occupational health and safety management system has been implemented by the entity? (Yes/No) If yes, the coverage of such system?</b>	Yes, the Occupational Health and Safety Management System has been seamlessly incorporated into all the Company owned manufacturing facilities and Research & Development Laboratories. It aligns with ISO 45001:2018, the international standard for Occupational Health and Safety (OH&S) management.
<b>b. What are the processes used to identify work-related hazards and assess risks on a routine and non-routine basis by the entity?</b>	<p>I. Job Safety Analysis (JSA) is deployed to identify potential hazards and necessary control measures are undertaken to eliminate the risks associated with both routine and non-routine activities.</p> <p>II. Hazard and Operability Study (HAZOP) is utilized to identify hazards &amp; deploy necessary controls linked to chemical processes.</p> <p>III. Industrial Hygiene monitoring is done periodically to identify health hazards, if any, at workplace.</p> <p>IV. Fire Risk assessment and Chemical risk assessment are conducted to identify &amp; mitigate risks related to fire and chemicals hazards.</p> <p>V. Any green field/brown field projects are assessed through Project Risk Assessment process (PRA) to identify &amp; mitigate the hazards &amp; risks during project design and execution process.</p> <p>VI. Periodic EHS audits are performed by trained internal auditors across all plant, warehouse and office locations. Additionally, specialist EHS audits are carried out by external agencies on a periodic basis.</p>
<b>c. Whether you have processes for workers to report the work-related hazards and to remove themselves from such risks? (Yes/No)</b>	Yes, the Company has established robust mechanisms for reporting work-related hazards and risks. Workers are encouraged to promptly report any identified hazards to their supervisor which are then recorded in the common EHS portal under categories such as Unsafe Acts, Unsafe Conditions, or Near Miss incidents. Subsequently, reported incidents undergo thorough investigation, and the progress of implementing corrective actions is diligently monitored until completion. These reports undergo centralized review during EHS performance review meetings, where attention is paid to their frequency and closure. Additionally, during Safety committee meetings and Gemba walks, workers share observed potential risks on the shop floor and are promptly corrected within designated time frames. Moreover, the Company employs a suggestion box system for workers to provide feedback and suggestions concerning the elimination or reduction of workplace hazards. During the reporting period, the Company has deployed "Behaviour Based Safety" (BBS) program where all the employees including workers are empowered to identify at-risk behaviors, correct the same immediately and encourage safe behaviors.
<b>d. Do the employees/ worker of the entity have access to non-occupational medical and healthcare services? (Yes/ No)</b>	Yes. All the employees and workers are having access to non-occupational medical and health care services.

**11. Details of safety related incidents, in the following format:**

Safety Incident/Number	Category*	FY 2023-24	FY 2022-23
Lost Time Injury Frequency Rate (LTIFR) (per one million-person hours worked)	Employees	-	-
	Workers	-	0.48
Total recordable work-related injuries	Employees	-	-
	Workers	-	5
No. of fatalities	Employees	-	-
	Workers	-	1
High consequence work-related injury or ill-health (excluding fatalities)	Employees	-	-
	Workers	-	-

\* Including in the contract workforce

**12. Describe the measures taken by the entity to ensure a safe and healthy workplace.**

The health and safety management system adheres to ISO 45001:2018, the globally recognized standard for Occupational Health and Safety. The primary focus is on people & process safety. The Company has invested in various process safety and automation initiatives to eliminate / minimise the risk of contact between humans and machinery, thereby reducing the potential for accidents. Examples include robust process safety controls, fire protection systems, 360 degree machine guarding, tamper-proof interlocks on packaging machinery, automated material charging systems etc.

During the design phase of any project, priority is given to eliminate hazards or incorporate engineering controls to manage the hazards and risks in the manufacturing process. The Company has adopted Project Risk Assessment (PRA) for evaluating risks associated with all new processes, plants, equipment, and building modifications. Automation and process control systems are integral part of new plant designs. Furthermore, the Company has a structured process for identifying work-related hazards through periodic workplace assessments via internal and external specialist audits, followed by action planning to eliminate the identified hazards and risks. To ensure a comprehensive safety awareness, the Company provides Health & Safety training to all employees upon initial employment and periodically thereafter. During the reporting period, the Company implemented Behaviour Based Safety (BBS) program at all manufacturing locations, conducted monthly EHS theme-based campaigns to enhance awareness and strengthen the safety culture. Further, the Management of Change (MOC) process was implemented to identify, assess and mitigate risks for any changes introduced due to modification in equipment, process, procedures and practices. Infrastructure upgradations to mitigate the risk of dust exposure to workforce was implemented at locations where this was identified as a potential risk. Industrial Hygiene workplace monitoring was done periodically to identify health hazards, if any and actions have been undertaken to mitigate the risks. Also annual medical assessments of all employees have been carried out through registered medical facilities.

**13. Number of Complaints on the following made by employees and workers:**

Topic	FY 2023-24			FY 2022-23		
	Filed during the year	Pending resolution at the end of year	Remarks	Filed during the year	Pending resolution at the end of year	Remarks
Working Conditions	-	-	-	-	-	-
Health & Safety	-	-	-	-	-	-

**14. Assessments for the year:**

Topic	% of your plants and offices that were assessed (by entity or statutory authorities or third parties)
Health and safety practices	100%
Working Conditions	All plants were assessed by Internal Audit (every year), external audit (once in 2 years) and regular safety inspection by the plant and operations leadership team.

**15. Provide details of any corrective action taken or underway to address safety-related incidents (if any) and on significant risks concerns arising from assessments of health & safety practices and working conditions.**

Few examples of the corrective actions which are taken as outcome of Incident Investigations/ Assessments are as follows:

- To foster a stronger safety culture within the Company, strengthening of Pidilite Life Saving Rules (PLSR's) is continued. This program placed particular emphasis on critical areas such as Travel Safety, Permit to Work, Working at Height, Energy Isolation and Machine guarding, Lifting Safety, and Adherence to safety control systems.
- Implemented Behavior Based Safety (BBS) program at all manufacturing locations to identify the "at-risk behaviors" & convert them to "safe behaviours".
- A targeted initiative known as "360-degree guarding" was implemented to assess the adequacy of machinery guarding. This initiative led to specific action plans to address any deficiencies in machine guarding.
- Infrastructure upgrade from the Chemical Safety point of view e.g. reducing manual handling by changing from drum packs to bulk closed loop systems, secondary overflow protection for bulk chemical storage tanks.
- Monthly theme based campaigns based on the learnings from past incidents to enhance the awareness among people and horizontally deploy the actions across all applicable units.

**PRINCIPLE 4: Businesses should respect the interests of and be responsive to all its stakeholders.**

**ESSENTIAL INDICATORS**

**1. Describe the processes for identifying key stakeholder groups of the entity:**

Stakeholders play a vital role in the organizational journey. The Company acknowledge the importance of collaborating with them and comprehending their concerns. The Company's multi-stakeholder model strives to understand stakeholder requirements, and proactively address them through diverse initiatives and programs.

The stakeholders were identified based on how the Company impacts them as well as how they impact the Company's business operations. The Company has prioritized its key stakeholders to understand their expectations and concerns. Methods of stakeholder engagement include surveys (such as supplier, customer, employee surveys), workshops, online video calls, regular interactions with the CSR teams, impact assessments, investors meetings etc.

**2. List stakeholder groups identified as key for the entity and the frequency of engagement with each stakeholder group:**

Stakeholder Group	Whether identified as Vulnerable & Marginalized Group (Yes/No)	Channels of communication	Frequency of engagement (Annually/ Half yearly/ Quarterly /others – please specify)	Purpose and scope of engagement including key topics and concerns raised during such engagement
Workforce	No	<ul style="list-style-type: none"> <li>Trainings</li> <li>Communication Meetings</li> <li>Email communications</li> <li>Employee satisfaction survey</li> <li>Employee engagement activities</li> <li>Open forums</li> <li>Live chat</li> </ul>	• Ongoing	<ul style="list-style-type: none"> <li>Skill development &amp; training requirements</li> <li>Workplace satisfaction</li> <li>Health and safety</li> <li>Employee engagement and involvement</li> <li>Career progression</li> <li>Emotional and mental well-being</li> <li>Infrastructure improvements</li> </ul>
Users / Applicators	No	<ul style="list-style-type: none"> <li>Trainings</li> <li>Field meetings</li> <li>Telephonic conversations</li> <li>Help desk</li> <li>Email interaction</li> </ul>	• Ongoing	<ul style="list-style-type: none"> <li>Skill development</li> <li>Product application training</li> <li>Loyalty program</li> <li>Quality of the product</li> <li>New product development</li> <li>Design ideas</li> <li>Community Initiatives</li> </ul>

Stakeholder Group	Whether identified as Vulnerable & Marginalized Group (Yes/No)	Channels of communication	Frequency of engagement (Annually/ Half yearly/ Quarterly /others – please specify)	Purpose and scope of engagement including key topics and concerns raised during such engagement
Customers	No	<ul style="list-style-type: none"> <li>Telephone</li> <li>Email</li> <li>Customer meets</li> <li>Personal visits</li> <li>Advertisements</li> <li>Customer satisfaction reports</li> </ul>	• Ongoing	<ul style="list-style-type: none"> <li>Availability of the product</li> <li>Pricing of the product</li> <li>Quality of the product</li> <li>New product development</li> <li>Logistics</li> <li>Efficient service</li> <li>Grievance redressal and transparency</li> <li>Information on the safe use of products</li> <li>Complaint management</li> </ul>
Investors and Shareholders	No	<ul style="list-style-type: none"> <li>Media releases</li> <li>Annual reports</li> <li>Investor meets</li> <li>Investor presentation</li> <li>Analyst meets</li> <li>Contact through investor service centers</li> <li>Annual general meeting</li> <li>Company website</li> </ul>	• Ongoing/ Quarterly	<ul style="list-style-type: none"> <li>Financial performance</li> <li>Business growth</li> <li>Business strategy</li> <li>Transparency</li> <li>Corporate governance</li> <li>Social responsibility</li> <li>Sustainability</li> </ul>
Dealers	No	<ul style="list-style-type: none"> <li>Helpdesk</li> <li>E-business portal</li> <li>Personal interaction</li> <li>E-communication/ telephonic conversations</li> <li>Dealer visits/meets</li> </ul>	• Ongoing	<ul style="list-style-type: none"> <li>Product availability</li> <li>Product portfolio</li> <li>New product development</li> <li>Market trend</li> </ul>
Suppliers	No	<ul style="list-style-type: none"> <li>Personal interaction</li> <li>Telephonic conversations</li> <li>Email communication</li> </ul>	• Ongoing	<ul style="list-style-type: none"> <li>Long-term association</li> <li>Innovation opportunities</li> <li>Supply consistency</li> <li>Material pricing</li> </ul>
Local communities	No	<ul style="list-style-type: none"> <li>Visits</li> <li>Meetings</li> <li>Medical camps</li> <li>Need assessment</li> </ul>	• Ongoing	<ul style="list-style-type: none"> <li>Health</li> <li>Education</li> <li>Indirect economic impact</li> <li>Sanitation</li> </ul>
Non-governmental organizations	No	<ul style="list-style-type: none"> <li>CSR initiatives</li> <li>Telephonic discussions</li> </ul>	• Ongoing	<ul style="list-style-type: none"> <li>Support on implementation of program in Company's focus areas</li> <li>Support for community-based organizations</li> </ul>
Regulatory authorities	No	<ul style="list-style-type: none"> <li>Industry bodies and forums</li> </ul>	• Need based	<ul style="list-style-type: none"> <li>Regulatory compliance</li> <li>Community initiatives</li> </ul>

**PRINCIPLE 5: Businesses should respect and promote human rights.**

**ESSENTIAL INDICATORS**

**1. Employees and workers who have been provided training on human rights issues and policy(ies) of the entity, in the following format:**

Category	FY 2023-24			FY 2022-23		
	Total (A)	No. of employees /workers covered (B)	% (B/A)	Total (C)	No. of employees /workers covered (D)	%(D/C)
<b>Employees</b>						
Permanent	7,746	5,532	71%	7,134	4,346	61%
Other than permanent*	-	-	-	-	-	-
<b>Total Employees</b>	<b>7,746</b>	<b>5,532</b>	<b>71%</b>	<b>7,134</b>	<b>4,346</b>	<b>61%</b>
<b>Workers</b>						
Permanent	168	168	100%	176	176	100%
Other than permanent*	-	-	-	-	-	-
<b>Total Workers</b>	<b>168</b>	<b>168</b>	<b>100%</b>	<b>176</b>	<b>176</b>	<b>100%</b>

\* Training on human rights issues and policies are monitored for permanent employees & workers only.

**2. Details of minimum wages paid to employees and workers, in the following format:**

Category	FY 2023-24					FY 2022-23				
	Total (A)	Equal to Minimum Wage		More than Minimum Wage		Total (D)	Equal to Minimum Wage		More than Minimum Wage	
		No. (B)	% (B/A)	No. (C)	% (C/A)		No. (E)	% (E/D)	No. (F)	% (F/D)
<b>Permanent Employees</b>										
Male	7,275	-	0%	7,275	100%	6,738	-	0%	6,738	100%
Female	471	-	0%	471	100%	396	-	0%	396	100%
<b>Other than permanent</b>										
Male	2,268	-	0%	2,268	100%	2,072	-	0%	2,072	100%
Female	110	-	0%	110	100%	158	-	0%	158	100%
<b>Workers</b>										
<b>Permanent</b>										
Male	159	-	0%	159	100%	167	-	0%	167	100%
Female	9	-	0%	9	100%	9	-	0%	9	100%
<b>Other than permanent</b>										
Male	3,345	-	0%	3,345	100%	3,403	-	0%	3,403	100%
Female	182	-	0%	182	100%	182	-	0%	182	100%



### 3. Details of remuneration/salary/wages:

#### a. Median Remuneration/ wages:

Category	Male		Female	
	Number	Median remuneration/ salary/ wages of respective category (₹)	Number	Median remuneration/ salary/ wages of respective category (₹)
Board of Directors (BoD)	15	98,45,798*	02	29,31,500*
Key Managerial Personnel	@	-	01	78,46,948
Employees other than BoD and KMP	7268	8,53,434^	470	18,00,000.18^
Workers	159	5,77,068.6^	9	5,53,972.44^

\* Represent median remuneration.

@ Excludes Key Managerial Personnel who are already covered under Board of Directors

^ Represents median CTC

#### b. Gross wages paid to females as % of total wages paid:

	FY 2023-24	FY 2022-23
Gross wages paid to females as % of total wages	8.9%	8.2%

#### 4. Do you have a focal point (Individual/ Committee) responsible for addressing human rights impacts or issues caused or contributed to by the business? (Yes/No).

Yes. Any human rights issues are addressed to the HR function for resolution.

#### 5. Describe the internal mechanisms in place to redress grievances related to human rights issues.

The Company has a framework that focuses on good governance, our commitment to abiding by law, ensuring timely payment of employee salaries, and providing equal opportunities for all. The Company has provided various platforms to facilitate employees to express their concerns e.g. Ethics helpline, HR Connect, Mypidilite etc. Any grievances are routed to the Human Resource function and in certain cases to the Ethics Committee. Necessary actions are taken in line with underlying policies and regulations applicable to the workplace and the closure is intimated to the aggrieved person. Further, at the factory locations, system of open house forum called 'Khulla Manch' is organized periodically for grievance resolution.

In addition, the Code of Conduct for Employees and the Whistle Blower Policy allows all our employees to report any kind of suspected or actual misconduct in the organization in an anonymous manner including grievances.

#### 6. Number of Complaints on the following made by employees and workers:

Category	FY 2023-24			FY 2022-23		
	Filed during the year	Pending resolution at the end of year	Remarks	Filed during the year	Pending resolution at the end of year	Remarks
Sexual Harassment	-	-	-	1	-	The complaint has been investigated and necessary action taken.
Discrimination at workplace	-	-	-	-	-	-
Child Labour	-	-	-	-	-	-
Forced Labour/ Involuntary Labour	-	-	-	-	-	-
Wages	-	-	-	-	-	-
Other human rights related issues	-	-	-	-	-	-

#### 7. Complaints filed under the Sexual Harassment of Women at Workplace (Prevention, Prohibition and Redressal) Act, 2013, in the following format:

	FY 2023-24	FY 2022-23
Total complaints reported under Sexual Harassment of Women at Work-place (Prevention, Prohibition and Redressal) Act, 2013 (POSH)	-	1
Complaints on POSH as a % of female employees/workers	-	0.2%
Complaints on POSH upheld	-	1

#### 8. Mechanisms to prevent adverse consequences to the complainant in discrimination and harassment cases.

The Company has a well-defined Whistle Blower Policy and Grievance Redressal Procedure for employees. Any employee can raise the grievance in an anonymous manner and the same is resolved within the prescribed timelines. Further, an Internal Committee under the Sexual Harassment of Women at Workplace (Prevention, Prohibition and Redressal) Act, 2013 is also in place.

#### 9. Do human rights requirements form part of your business agreements and contracts? (Yes/No)

Yes.

#### 10. Assessments for the year:

	% of the plants and offices that were assessed (by entity or statutory authorities or third parties)
Child Labour	100% of Company's plants are assessed by internal team.
Forced/involuntary Labour	
Sexual harassment	
Discrimination at workplace	
Wages	
Others – please specify	

#### 11. Provide details of any corrective actions taken or underway to address significant risks / concerns arising from the assessments at Question 9 above.

There were no significant risks/concern arising from the above assessments.

#### PRINCIPLE 6: Businesses should respect and make efforts to protect and restore the environment

##### ESSENTIAL INDICATORS

#### 1. Details of total energy consumption (in Joules or multiples) and energy intensity, in the following format:

Parameter	FY 2023-24	FY 2022-23
<b>From renewable sources</b>		
Total electricity consumption (A) (Giga Joules)	20,679	20,670
Total fuel consumption (B) (Giga Joules)	2,90,066	2,53,987
Energy consumption through other sources (C)	-	-
<b>Total energy consumed from renewable sources (A+B+C)</b>	<b>3,10,745</b>	<b>2,74,657</b>
<b>From non-renewable sources</b>		
Total electricity consumption (D) (Giga Joules)	1,74,232	1,62,377
Total fuel consumption (E) (Giga Joules)	1,22,590	1,34,295
Energy consumption through other sources (F) (Giga Joules)	-	-
<b>Total energy consumed from non-renewable sources (D+E+F)</b>	<b>2,96,822</b>	<b>2,96,672</b>
<b>Total energy consumed (A+B+C+D+E+F) (Giga Joules)</b>	<b>6,07,567</b>	<b>5,71,329</b>
Energy intensity per rupee of turnover (Total energy consumed / Revenue from operations)	0.00000544	0.00000539
Energy intensity per rupee of turnover adjusted for Purchasing Power Parity (PPP)* (Total energy consumed / Revenue from operations adjusted for PPP)	0.000124	0.000123
Energy intensity in terms of physical output: Energy Use intensity (Giga Joules / Metric Tons of Production)	1.09	1.48

\*The revenue from operations has been adjusted for PPP based on the latest PPP conversion factor published for the year 2022 by World Bank for India which is 22.88.

Note: Indicate if any independent assessment/ evaluation/assurance has been carried out by an external agency? (Y/N) If yes, name of the external agency.

Yes. M/s. B S R & Co. LLP

2. Does the entity have any sites / facilities identified as designated consumers (DCs) under the Performance, Achieve and Trade (PAT) Scheme of the Government of India? (Y/N) If yes, disclose whether targets set under the PAT scheme have been achieved. In case targets have not been achieved, provide the remedial action taken, if any.

Not Applicable, as the Company does not fall in the category of industries mandated under the PAT scheme.

3. Provide details of the following disclosures related to water, in the following format:

Parameter	FY 2023-24	FY 2022-23
<b>Water withdrawal by source (in kilolitres)</b>		
(i) Surface water	36,801	44,483
(ii) Groundwater	1,51,616	1,36,125
(iii) Third party water	6,71,812	5,89,100
(iv) Seawater / desalinated water	-	-
(v) Others	-	-
<b>Total volume of water withdrawal (in kiloliters) (i + ii + iii + iv + v)</b>	<b>8,60,229</b>	<b>7,69,708</b>
<b>Total volume of water consumption (in kiloliters)</b>	<b>4,65,472</b>	<b>4,33,625</b>
<b>Water intensity per rupee of turnover (Water consumed / turnover)</b>	<b>0.0000042</b>	<b>0.0000041</b>
<b>Water intensity per rupee of turnover adjusted for Purchasing Power Parity (PPP)* (Total water consumption / Revenue from operations adjusted for PPP)</b>	<b>0.0000961</b>	<b>0.0000938</b>
<b>Water intensity in terms of physical output Water Use Intensity (Fresh Water withdrawal / Production) (KL/MT)</b>	<b>1.54</b>	<b>1.99</b>

\*The revenue from operations has been adjusted for PPP based on the latest PPP conversion factor published for the year 2022 by World Bank for India which is 22.88.

Note: Indicate if any independent assessment/ evaluation/assurance has been carried out by an external agency? (Y/N) If yes, name of the external agency.

Yes. M/s. B S R & Co. LLP

4. Provide the following details related to water discharged:

Parameter	FY 2023-24	FY 2022-23
<b>Water discharge by destination and level of treatment (in kilolitres)</b>		
(i) To Surface water		
- No treatment	-	-
- With treatment – please specify level of treatment	-	-
(ii) To Groundwater		
- No treatment	-	-
- With treatment – please specify level of treatment	-	-
(iii) To Seawater		
- No treatment	-	-
- With treatment – please specify level of treatment	-	-
(iv) Sent to third-parties		
- No treatment	-	-
- With treatment – please specify level of treatment: The waste water generated at the manufacturing units are treated to the standards as specified in the CTOs of respective units.	3,94,756	3,36,083
(v) Others		
- No treatment	-	-
- With treatment – please specify level of treatment	-	-
<b>Total water discharged (in kilolitres)</b>	<b>3,94,756</b>	<b>3,36,083</b>

Note: Indicate if any independent assessment/ evaluation/assurance has been carried out by an external agency? (Y/N) If yes, name of the external agency.

Yes. M/s. B S R & Co. LLP

5. Has the entity implemented a mechanism for Zero Liquid Discharge? If yes, provide details of its coverage and implementation.

Yes, currently we have 23 of total 33 manufacturing facilities considered as zero liquid discharge. We are continuing with our efforts to reduce fresh water consumption by applying the principles of reduce, reuse, recycle and looking for newer technologies in the field. We have implemented recycling technologies like RO, MVRE and ATFD in some of our plants.

6. Please provide details of air emissions (other than GHG emissions) by the entity, in the following format:

Parameter	Unit	FY 2023-24	FY 2022-23
<b>NOx</b>	<b>Kg/Yr</b>	<b>20,152</b>	<b>17,528</b>
<b>SOx</b>	<b>Kg/Yr</b>	<b>8,680</b>	<b>18,481</b>
<b>Particulate matter (PM)</b>	<b>Kg/Yr</b>	<b>30,555</b>	<b>26,191</b>

Note: Persistent Organic Pollutants (POP), Volatile Organic Compounds (VOC) and Hazardous Air Pollutants (HAP), are not being monitored currently.

Note: Indicate if any independent assessment/ evaluation/assurance has been carried out by an external agency? (Y/N) If yes, name of the external agency.

Yes, Stack emissions are monitored by authorized external agency.

Name of external agencies: Padmaja Aerobiological Pvt Ltd., Navi Mumbai, Kadam Environment, Vadodara, Shivalik Solid Waste Management Ltd, Nalagarh and Vimta Lab Ltd., Hyderabad.

7. Provide details of greenhouse gas emissions (Scope 1 and Scope 2 emissions) & its intensity in following format:

Parameter	Unit	FY 2023-24	FY 2022-23
<b>Total Scope 1 emissions (Break-up of the GHG into CO2, CH4, N2O, HFCs, PFCs, SF6, NF3, if available)</b>	Metric tonnes of CO2 equivalent	8,734	10,249
<b>Total Scope 2 emissions (Break-up of the GHG into CO2, CH4, N2O, HFCs, PFCs, SF6, NF3, if available)</b>	Metric tonnes of CO2 equivalent	34,653	32,295
<b>Total Scope 1 and Scope 2 emission intensity per rupee of turnover (Total Scope 1 and Scope 2 GHG emissions / Revenue from operations)</b>	Metric tonnes of CO2 equivalent/INR	0.00000039	0.00000040
<b>Total Scope 1 and Scope 2 Emission intensity per rupee of turnover adjusted for Purchasing Power Parity (PPP)* (Total Scope 1 and Scope 2 GHG emissions / Revenue from operations adjusted for PPP)</b>	Metric tonnes of CO2 equivalent/\$	0.0000089	0.0000092
<b>Total Scope 1 and Scope 2 emission intensity in terms of physical output Total Scope 1 and Scope 2 emission intensity– Scope 1 &amp; 2 emissions / Production</b>	(tCO2/MT)	0.08	0.11

\*The revenue from operations has been adjusted for PPP based on the latest PPP conversion factor published for the year 2022 by World Bank for India which is 22.88.

Note: Indicate if any independent assessment/ evaluation/assurance has been carried out by an external agency? (Y/N) If yes, name of the external agency.

Yes. M/s. B S R & Co. LLP

**8. Does the entity have any project related to reducing Green House Gas emission? If yes, then provide detail.**

Yes. With the goals of minimizing carbon footprint and mitigating climate change risks, the Company has undertaken several initiatives to shift to less carbon intensive / renewable fuels. Some of the initiatives include conversion of coal and furnace oil fired boiler into briquette boilers, change of boiler fuel from furnace oil to low carbon intensive fuel – HSD and natural gas (PNG). Also the solar panels installed in our units and windmills have been maintained to generate electricity in order to reduce the GHG emissions.

**9. Provide details related to waste management by the entity, in the following format:**

Parameter	FY 2023-24	FY 2022-23
<b>Total Waste generated (in metric tonnes)</b>		
Plastic waste (A)	1,129.09	1,120.22
E-waste (B)	8.91	4.04
Bio-medical waste (C)	1.99	2.70
Construction and demolition waste (D)	21.97	422.04
Battery waste (E)	3.39	10.68
Radioactive waste (F)	-	-
Other Hazardous waste. Please specify if any (G)	13,002.69	10,286.97*
Other Non-hazardous waste generated (H). Please specify, if any. (Break-up by composition i.e. by materials relevant to the sector)	5,924.03	5,432.22*
Total (A+B + C + D + E + F + G + H)	20,092.07	17,278.87
Waste intensity per rupee of turnover (Total waste generated/Revenue from operations)	0.00000018	0.00000016
Waste intensity per rupee of Turnover adjusted for Purchasing Power Parity (PPP)** (Total waste generated/Revenue from operations adjusted for PPP)	0.00000412	0.00000366
Waste intensity in terms of physical output Waste Generation Intensity (Kg/MT of Production)	36.00	44.77

\*Certain Information for 'Other hazardous waste' and 'other non-hazardous waste generated' was not considered in the previous year reporting. Accordingly, the comparative information is restated to make it consistent with the information for the current period. The 'other hazardous waste' and 'other non-hazardous waste generated' as disclosed in the BRSR for the year ended 31<sup>st</sup> March, 2023 were 5,463 MT and 1,601 MT respectively.

\*\* The revenue from operations has been adjusted for PPP based on the latest PPP conversion factor published for the year 2022 by World Bank for India which is 22.88.

**For each category of waste generated, total waste recovered through recycling, re-using or other recovery operations (in metric tonnes)**

<b>Category of Waste: Plastic Waste (in Metric Tonnes)</b>		
i. Recycled	1,134.95	1,120.22
ii. Reused	-	-
iii. Other recovery operations	-	-
<b>Category of Waste: E-Waste (in Metric Tonnes)</b>		
i. Recycled	8.77	4.04
ii. Reused	-	-
iii. Other recovery operations	-	-
<b>Category of Waste: Biomedical Waste (in Metric Tonnes)</b>		
i. Recycled	-	-
ii. Reused	-	-
iii. Other recovery operations	-	-
<b>Category of Waste: Construction and Demolition Waste (in Metric Tonnes)</b>		
i. Recycled	-	-
ii. Reused	21.87	422.04
iii. Other recovery operations	-	-
<b>Category of Waste: Battery Waste (in Metric Tonnes)</b>		
i. Recycled	3.26	10.68
ii. Reused	-	-
iii. Other recovery operations	-	-

<b>Category of Waste: Hazardous Waste (in Metric Tonnes)</b>		
i. Recycled	8,411.01	5,674.72*
ii. Reused	-	-
iii. Other recovery operations	-	-

<b>Category of Waste: Non-Hazardous Waste (in Metric Tonnes)</b>		
i. Recycled	5,785.99	4,199.46*
ii. Reused	-	-
iii. Other recovery operations	-	-

Parameter	FY 2023-24	FY 2022-23
-----------	------------	------------

**For each category of waste generated, total waste disposed by nature of disposal method (in metric tonnes)**

<b>Category of Waste: Plastic Waste (in Metric Tonnes)</b>		
i. Incineration	-	-
ii. Landfilling	-	-
iii. Other disposal operations – Co-processing	-	-

<b>Category of Waste: E-Waste (in Metric Tonnes)</b>		
i. Incineration	-	-
ii. Landfilling	-	-
iii. Other disposal operations – Co-processing	-	-

<b>Category of Waste: Biomedical Waste (in Metric Tonnes)</b>		
i. Incineration	1.99	2.70
ii. Landfilling	-	-
iii. Other disposal operations – Co-processing	-	-

<b>Category of Waste: Construction and demolition waste (in Metric Tonnes)</b>		
i. Incineration	-	-
ii. Landfilling	0.1	-
iii. Other disposal operations – Co-processing	-	-

<b>Category of Waste: Battery Waste (in Metric Tonnes)</b>		
i. Incineration	-	-
ii. Landfilling	-	-
iii. Other disposal operations – Co-processing	-	-

<b>Category of Waste: Non Hazardous Waste (in Metric Tonnes)</b>		
i. Incineration	-	-
ii. Landfilling	78.46	1,244**
iii. Other disposal operations – Co-processing	-	-

<b>Category of Waste: Hazardous Waste (in Metric Tonnes)</b>		
i. Incineration	616.18	516.89**
ii. Landfilling	3,180.58	3,873.00
iii. Other disposal operations – Co-processing	-	-

\* Certain Information for hazardous waste and non-hazardous waste generated and recovered through recycling were not considered in the previous year reporting. Accordingly, the comparative information is restated to make it consistent with the information for the current period. The hazardous waste and non-hazardous waste generated and recovered through recycling as disclosed in the report for the year ended 31<sup>st</sup> March, 2023 were 953 MT and 368 MT respectively.

\*\* Certain information for hazardous waste generated and disposed by incineration and non-hazardous waste generated and disposed by landfilling were not considered in the previous year reporting. Accordingly, the comparative information is restated to make it consistent with the information for the current period. The hazardous waste generated and disposed by incineration and non-hazardous waste generated and disposed by landfilling as disclosed in the BRSR for the year ended 31<sup>st</sup> March, 2023 were 637 MT and 1,233 MT respectively.

**Note: Indicate if any independent assessment/ evaluation/assurance has been carried out by an external agency? (Y/N) If yes, name of the external agency.**

Yes. M/s. B S R & Co. LLP



**10. Briefly describe the waste management practices adopted in your establishments. Describe the strategy adopted by the Company to reduce usage of hazardous and toxic chemicals in your products and processes and the practices adopted to manage such wastes:**

The Company is dedicated to reducing its waste disposal impact by implementing waste reduction, reuse, and recycling practices. Some of the initiatives include transitioning to bulk raw material storage from drum packs, reusing and recycling packaging materials, and recycling and reuse of process wash water. The Company has established product development processes that fundamentally incorporate safety and environmental sustainability. To prevent the entry of potentially hazardous raw materials right at the development stage, all raw materials are first screened for regulatory compliance to ensure new products adhere to local and international safety norms. IP Policy and Procedures framework are established to ensure all new inventions, processes, applications and packaging designs comply with regulatory stipulations. The Company monitors its waste disposal intensity and has established Key Performance Indicators (KPIs) for year-on-year reduction. Details of the initiatives are further disclosed in annual sustainability reports available in the public domain at <https://pidilite.com/sustainability/>.

**11. If the entity has operations/offices in/around ecologically sensitive areas (such as national parks, wildlife sanctuaries, biosphere reserves, wetlands, biodiversity hotspots, forests, coastal regulation zones etc.) where environmental approvals / clearances are required, please specify details in the following format:**

S. No.	Location of operations / offices	Type of operation	Whether the conditions of environmental approval / clearance are being complied with? (Y/N) If no, the reasons thereof and corrective action taken, if any.
1	Nil*	NA	NA

\*None of the manufacturing facilities or offices of the Company falls in or around ecologically sensitive areas.

**12. Details of environmental impact assessments of projects undertaken by the entity based on applicable laws, in the current financial year:**

Name and brief details of the project	EIA notification no.	Date	Whether conducted by independent external agency (Yes / No)	Results communicated in public domain (Yes / No)	Relevant Web link
Environment Impact Assessment (EIA) for Environmental Clearance of proposed manufacturing of Intermediates & Finished products for Epoxy & PU coating in Existing Manufacturing Unit at Shirwal, Khandala Taluka, Satara District, Maharashtra.	S.O.1533 Environment Impact Assessment Notification 2006 and subsequent amendments.	14 Sep 2006	Yes	Yes	<a href="https://parivesh.nic.in/newupgrade/#/report/ec?proposalId=4665056">https://parivesh.nic.in/newupgrade/#/report/ec?proposalId=4665056</a>
Environment Impact Assessment (EIA) for Environmental Clearance of proposed expansion of Synthetic Organic Chemicals manufacturing at the existing manufacturing unit at GIDC Dahej, Vagra Taluka, Bharuch District, Gujarat.	S.O.1533 Environment Impact Assessment Notification 2006 and subsequent amendments.	14 Sep 2006	Yes	Yes	<a href="https://parivesh.nic.in/newupgrade/#/report/ec?proposalId=10362536">https://parivesh.nic.in/newupgrade/#/report/ec?proposalId=10362536</a>

**13. Is the entity compliant with the applicable environmental law/ regulations/ guidelines in India, such as the Water (Prevention and Control of Pollution) Act, Air (Prevention and Control of Pollution) Act, Environment protection Act and rules thereunder (Y/N). If not, provide details of all such non-compliances, in the following format:**

Yes, the Company is in compliance with the applicable environmental legislation.

**PRINCIPLE 7: Businesses when engaging in influencing public and regulatory policy, should do so in a manner that is responsible and transparent**

**ESSENTIAL INDICATORS**

**1. a) Number of affiliations with trade and industry chambers/ associations**

We are part of 7 leading industry bodies amongst many other associations.

**b) List the top 10 trade and industry chambers/ associations (determined based on the total members of such body) the entity is a member of/ affiliated to.**

S. No.	Name of the trade and industry chambers/ associations	Reach of trade and industry chambers/ associations (State/National)
1	Confederation of Indian Industry	National
2	Indian Chemical Council	National
3	National Safety Council	National
4	Alliance for an Energy Efficient Economy	National
5	All India Printing Ink Manufacturer	National
6	Indian Resins Manufacturers	National
7	The Advertising Standards Council of India	National

**2. Provide details of corrective action taken or underway on any issues related to anti-competitive conduct by the entity, based on adverse orders from regulatory authorities**

No cases were reported related to anti-competitive conduct.

**PRINCIPLE 8: Businesses should promote inclusive growth and equitable development.**

**ESSENTIAL INDICATORS**

**1. Details of Social Impact Assessments (SIA) of projects undertaken by the entity based on applicable laws, in the current financial year.**

Nil SIA conducted during the reporting year.

**2. Provide information on project(s) for which ongoing Rehabilitation and Resettlement (R&R) is being undertaken by your entity:**

Not Applicable

**3. Describe the mechanisms to receive and redress grievances of the community:**

The Company has always believed in contributing to the betterment of the society where it operates. With this objective, the Company is proactively supporting various social and community initiatives for the past several years, even before the concept of Corporate Social Responsibility and statutory requirements thereof came into existence. The Company engages with different stakeholders of the community like farmers, women self-help groups, children through various programs in the areas of agriculture and horticulture, Farmer Producer Organizations, Animal husbandry, initiatives for women, sanitation, water conservation, education, health care and other social and community initiatives. The Company has various engagement programs with stakeholders such as monthly farmers meeting, self-help group women meeting as well as open house programs.

Details of some of such initiatives are given below:

S. No.	CSR Project	No of persons benefited from CSR Projects
1	Agriculture	20,000 farmers
2	Farmer Producer Organization	1,593 farmers
3	Animal Husbandry	More than 22,800 animals treated
4	Water Harvesting and Conservation	Development of 68 check dams, deepening of 22 ponds and 223 farm ponds during the year 2023-24.
5	Women Initiative	More than 11,000 women
6	Education	Covered 201 through WaGaLe, digitization, library, and reading corner initiatives and covered 429 Anganwadis (Pre-Primary Education) Initiative.
7	Skill	More than 20,200 students
8	Health (Treatment, vaccination, and others)	More than 1,01,800 patients

**4. Percentage of input material (inputs to total inputs by value) sourced from local or small-scale suppliers:**

	FY 2023-24	FY 2022-23
Directly sourced from MSMEs/ Small producers	28%	20%*
Directly from within India	76%	68%*

\*Certain categories of purchases (finished goods) were not considered for the purposes of this disclosure during the year ended 31<sup>st</sup> March, 2023. Accordingly, the comparative information is restated to make it consistent with the information for the current period. The input material directly sourced from MSMEs/ Small Producers and directly sourced from within India as disclosed in the BRSR for the year ended 31<sup>st</sup> March, 2023 was 13% and 66% respectively.

**5. Job creation in smaller towns - Disclose wages paid to persons employed (including employees or workers employed on a permanent or non-permanent / on contract basis) the following locations, as % of total wage cost :**

Location*	FY 2023-24	FY 2022-23
Rural	14%	14%
Semi-urban	15%	14%
Urban	1%	2%
Metropolitan	70%	71%

(Place categorized as per RBI Classification System - rural / semi-urban / urban / metropolitan)

\* Our field employees are appointed and assigned to a particular sales and marketing branch office. The geographical area covered by such field employees in any particular branch could fall under more than one of the above categories. The Company has classified such field employees based on the primary sales and marketing branch office they are assigned to.

**PRINCIPLE 9: Businesses should engage with and provide value to their consumers in responsible manner.**

**ESSENTIAL INDICATORS**

**1. Describe the mechanisms in place to receive and respond to consumer complaints and feedback:**

The Company has an online complaint management system where all customer complaints are recorded. Upon receipt of the complaints, these are investigated and based on the root cause analysis the corrective and preventive actions are taken. The feedback of the actions are communicated back to the complaint initiator.

**2. Turnover of products and services as a percentage of turnover from all products/service that carry information about:**

	As a percentage to total turnover
Environmental and Social parameters relevant to the product	100
Safe and responsible usage	100
Recycling and/or safe disposal	100

**3. Number of consumer complaints in respect of the following:**

	FY 2023-24		Remarks	FY 2022-23		Remarks
	Received during the year	Pending resolution at the end of year		Received during the year	Pending resolution at the end of year	
Data privacy	Nil	-	-	Nil	-	-
Advertising	Nil	-	-	2	-	-
Cyber-security	Nil	-	-	Nil	-	-
Delivery of essential services	NA	-	-	NA	-	-
Restrictive Trade Practices	Nil	-	-	Nil	-	-
Unfair Trade Practices	Nil	-	-	Nil	-	-
Others (Product related complaints)	1,900	02	-	2,612	3	-

**4. Details of instances of product recalls on account of safety issues:**

	Number	Reason for recall
Voluntary recalls	Nil	NA
Forced recalls	Nil	NA

**5. Does the entity have a framework/ policy on cyber security and risks related to data privacy? (Yes/No) If available, provide a web-link of the policy:**

Yes. The Company has an Information Security Policy to guide on the controls to be incorporated under security domains for appropriate use of Information and Information Technology within the business. The policy is applicable to all employees, vendors, contractors, consultants and other temporary workers of the Company and its subsidiaries. The policy is available for reference on the Company's intranet.

<https://pidiliteindustries.sharepoint.com/:b:/r/sites/PILTantra/Archive/Information%20Technology/IT%20Policies%20%26%20Guidelines/Information%20Security%20Policy.pdf?csf=1&web=1&e=RfbD4Z>.

**6. Provide details of any corrective actions taken or underway on issues relating to advertising and delivery of essential services; cyber security and data privacy of customers; re-occurrence of instances of product recalls; penalty / action taken by regulatory authorities on safety of products / services:**

There are no product complaints, which have attracted penal action by regulatory authorities during the reporting period.

**7. Provide the following information relating to data breaches:**

	FY 2023-24
a. Number of instances of data breaches	Nil
b. Percentage of data breaches involving personally identifiable information of customers	NA
c. Impact, if any, of the data breaches	NA

## INDEPENDENT PRACTITIONERS' REASONABLE ASSURANCE REPORT

To the Board of Directors of Pidilite Industries Limited

**Assurance report on the sustainability disclosures in the Business Responsibility and Sustainability Reporting (BRSR) Core Format<sup>1</sup> (called 'Identified Sustainability Information' (ISI)) of Pidilite Industries Limited (the 'Company') for the period 1<sup>st</sup> April, 2023 to 31<sup>st</sup> March, 2024.** The ISI is included in the Business Responsibility and Sustainability Reporting of the Company for the period 1<sup>st</sup> April, 2023 to 31<sup>st</sup> March, 2024.

### Opinion

We have performed a reasonable assurance engagement on whether the Company's sustainability disclosures in the BRSR Core Format (refer to Annexure 1) for the period 1<sup>st</sup> April, 2023 to 31<sup>st</sup> March, 2024 have been prepared in accordance with the reporting criteria (refer table below).

Identified Sustainability Information subject to assurance	Period subject to assurance	Level of assurance	Reporting criteria
BRSR Core (Refer to Appendix A)	1 <sup>st</sup> April, 2023 to 31 <sup>st</sup> March, 2024	Reasonable assurance	<ul style="list-style-type: none"> <li>Regulation 34(2)(f) of the Securities and Exchange Board of India (SEBI) Listing Obligations and Disclosure Regulations, 2015 (SEBI LODR)</li> <li>Guidance Note for BRSR format issued by SEBI</li> <li>World Resources Institute (WRI) / World Business Council for Sustainable Development (WBCSD) Greenhouse Gas (GHG) Protocol (A Corporate Accounting and Reporting Standard) (Revised)</li> </ul>

This engagement was conducted by a multidisciplinary team including assurance practitioners, engineers, environmental and social professionals.

In our opinion, the Company's Identified Sustainability Information in the Business Responsibility and Sustainability Reporting for the period 1<sup>st</sup> April, 2023 to 31<sup>st</sup> March, 2024, subject to reasonable assurance is prepared, in all material respects, in accordance with the Regulation 34(2)(f) of the Securities and Exchange Board of India (SEBI) Listing Obligations and Disclosure Regulations, 2015 (SEBI LODR) and World Resources Institute (WRI) / World Business Council for Sustainable Development (WBCSD) / Greenhouse Gas (GHG) Protocol (A Corporate Accounting and Reporting Standards) (Revised) and basis of preparation set out in Section A: General Disclosures 13 of the Business Responsibility and Sustainability Report.

### Basis for opinion

We conducted our engagement in accordance with Standard on Sustainability Assurance Engagements (SSAE) 3000, "Assurance Engagements on Sustainability Information" and SAE 3410 "Assurance Engagements on Greenhouse Gas Statements" issued by the Sustainability Reporting Standards Board of the Institute of Chartered Accountants of India ('ICAI'). Our responsibilities under those standards are further described in the "Our responsibilities" section of our report.

We are required to comply with the independence and other ethical requirements of the Code of Ethics issued by the ICAI.

Our firm applies Standard on Quality Control (SQC) 1, "Quality Control for Firms that Perform Audits and Reviews of Historical Financial Information, and Other Assurance and Related Services Engagements" issued by the ICAI. This standard requires the firm to maintain a comprehensive system of quality control including documented policies and procedures regarding compliance with ethical requirements, professional standards, and applicable legal and regulatory requirements.

We believe that the evidence we have obtained is sufficient and appropriate to provide a basis for our reasonable assurance opinion.

### Other information

Management and the Board of Directors are responsible for the other information. The other information comprises the information included in the Company's Annual Report (but does not include the ISI and assurance report thereon). The Company's Annual Report is expected to be made available to us after the date of this assurance report.

<sup>1</sup>Notified by SEBI vide circular number SEBI/HO/CFD/CFD-SEC-2/P/CIR/2023/122 dated 12<sup>th</sup> July, 2023.

Our reasonable assurance on BRSR Core attributes does not cover the other information and we will not express any form of assurance conclusion thereon.

In connection with our assurance on the ISI, our responsibility is to read the other information identified above when it becomes available, and in doing so, consider whether other information is materially inconsistent with the ISI, or our knowledge obtained in the assurance, or otherwise appears to be materially misstated.

When we read the annual report, if we conclude that there is a material misstatement therein, we are required to communicate the matter to those charged with governance and describe actions applicable under the applicable laws and regulations.

### Other matter

The BRSR for the period 1<sup>st</sup> April, 2022 to 31<sup>st</sup> March, 2023 was not subject to limited/reasonable assurance engagement and, accordingly, we do not express an opinion/conclusion, or provide any assurance on such information.

Our opinion is not modified with respect to this matter.

### Intended use or purpose

The ISI and our reasonable assurance report are intended for users who have reasonable knowledge of the BRSR core attributes, the reporting criteria and ISI and who have read the information in the ISI with reasonable diligence and understand that the ISI is prepared and assured at appropriate levels of materiality.

Our opinion is not modified in respect of this matter.

### RESPONSIBILITIES FOR THE IDENTIFIED SUSTAINABILITY INFORMATION (ISI)

The management of the Company are responsible for:

- designing, implementing and maintaining internal controls relevant to the preparation of the ISI that is free from material misstatement, whether due to fraud or error;
- selecting or establishing suitable criteria for preparing the ISI, taking into account applicable laws and regulations, if any, related to reporting on the ISI, identification of key aspects, engagement with stakeholders, content, preparation and presentation of the ISI in accordance with the reporting criteria;
- disclosure of the applicable criteria used for preparation of the ISI in the relevant report/statement;
- preparing/properly calculating the ISI in accordance with the reporting criteria and;
- ensuring the reporting criteria is available for the intended users with relevant explanation;
- establishing targets, goals and other performance measures, and implementing actions to achieve such targets, goals and performance measures;
- responsible for providing the details of the management personnel who takes ownership of the ISI disclosed in the report;
- ensuring compliance with law, regulation or applicable contracts;
- making judgments and estimates that are reasonable in the circumstances;
- identifying and describing any inherent limitations in the measurement or evaluation of information subject to assurance in accordance with the reporting criteria;
- preventing and detecting fraud;
- selecting the content of the ISI, including identifying and engaging with intended users to understand their information needs;
- informing us of other information that will be included with the ISI;
- supervision of other staff involved in the preparation of the ISI.

Those charged with governance are responsible for overseeing the reporting process for the Company's ISI.

### Inherent limitations

The preparation of the Company's BRSR information requires the management to establish or interpret the criteria, make determinations about the relevancy of information to be included, and make estimates and assumptions that affect the reported information.



Measurement of certain amounts and BRSR core metrics, some of which are estimates, is subject to substantial inherent measurement uncertainty, for example GHG emissions, water footprint, energy footprint. Obtaining sufficient appropriate evidence to support our opinion does not reduce the uncertainty in the amount and metrics.

#### Exclusions

Our assurance scope excludes the following and therefore we will not express a conclusion on the same:

- Operations of the Pidilite Group other than the Company on a standalone basis. Certain sites of the Company have been excluded from the reporting boundary where the Company does not have operational control.
- Aspects of the BRSR attributes and the data/information (qualitative or quantitative) other than the ISI;
- Data and information outside the defined reporting period i.e., 1<sup>st</sup> April, 2023 to 31<sup>st</sup> March, 2024; and
- The statements that describe expression of opinion, belief, aspiration, expectation, aim, or future intentions provided by the Company.

#### Our responsibilities

We are responsible for:

- planning and performing the engagement to obtain reasonable assurance about whether the ISI in the BRSR core are free from material misstatement, whether due to fraud or error in accordance with the Reporting Criteria in line with the section above;
- forming an independent reasonable assurance opinion based on the procedures we have performed and the evidence we have obtained; and
- reporting our reasonable assurance opinion to the Board of Directors of the Company.

#### Summary of the work we performed as the basis for our opinion

We exercised professional judgement and maintained professional skepticism throughout the engagement. We designed and performed our procedures to obtain evidence that is sufficient and appropriate to provide a basis for our reasonable assurance opinion.

The nature, timing, and extent of the procedures selected depended on our judgement, including an assessment of the risks of material misstatement of the information subject to reasonable assurance, whether due to fraud or error. We identified and assessed the risks of material misstatement through understanding the information subject to reasonable assurance and the engagement circumstances. We also obtained an understanding of the internal control relevant to the information subject to reasonable assurance in order to design procedures that are appropriate in the circumstances but not for the purpose of expressing an opinion on the effectiveness of internal controls. In carrying out our engagement, we:

- assessed the suitability of the criteria used by the Company in preparing the reasonable assurance information;
- evaluated the appropriateness of reporting policies, quantification methods and models used in the preparation of the information subject to reasonable assurance and the reasonableness of estimates made by the Company; and
- evaluated the overall presentation of the information subject to reasonable assurance.

For **B S R & Co. LLP**  
Chartered Accountants  
Firm registration No. 101248W/W-100022

Place: Mumbai  
Date: 1<sup>st</sup> July 2024

**Aniruddha Godbole**  
Partner  
Membership No: 105149  
ICAI UDIN: 24105149BKEXDL7476

#### APPENDIX A – BRSR CORE ATTRIBUTES - REASONABLE ASSURANCE FOR FY 2023-24

Sr. No.	BRSR indicator	Description of indicator
1	Section C – Principle 1 – E8	Number of days of accounts payable
2	Section C – Principle 1 – E9	Concentration of purchases & sales done with trading houses, dealers, and related parties Loans and advances & investments with related parties
3	Section C – Principle 3 – E1(c)	Spending on measures towards well-being of employees and workers – cost incurred as a % of total revenue of the company
4	Section C – Principle 3 – E11	Details of safety related incidents including lost time injury frequency rate, recordable work-related injuries, no. of fatalities
5	Section C – Principle 5 – E3(b)	Gross wages paid to females as % of wages paid
6	Section C – Principle 5 – E7	Complaints filed under the Sexual Harassment of Women at Workplace (Prevention, Prohibition and Redressal) Act, 2013, including complaints reported, complaints as a % of female employees, and complaints upheld
7	Section C – Principle 6 – E1	Details of total energy consumption (in Joules or multiples) and its intensity
8	Section C – Principle 6 – E3	Total volume of water withdrawal by source and water consumption in Kilolitres and its intensity
9	Section C – Principle 6 – E4	Water discharge by destination and level of treatment (in kilolitres)
10	Section C – Principle 6 – E7	Details of greenhouse gas emissions (Scope 1 and Scope 2 emissions) and its intensity
11	Section C – Principle 6 – E9	Details related to waste generated by category, waste recovered through recycling, re-using or other recovery operations, waste disposed by nature of disposal method and its intensity
12	Section C – Principle 8 – E4	Input material sourced from following sources as % of total purchases – Directly sourced from MSMEs/ small producers and from within India
13	Section C – Principle 8 – E5	Job creation in smaller towns – Wages paid to persons employed in smaller towns (permanent or non-permanent /on contract) as % of total wage cost
14	Section C – Principle 9 – E7	Instances involving loss / breach of data of customers as a percentage of total data breaches or cyber security events

## INDEPENDENT AUDITOR'S REPORT

TO THE MEMBERS OF PIDILITE INDUSTRIES LIMITED  
REPORT ON THE AUDIT OF THE STANDALONE FINANCIAL STATEMENTS

### Opinion

We have audited the standalone financial statements of Pidilite Industries Limited (the "Company"), which comprise the standalone balance sheet as at 31<sup>st</sup> March 2024, and the standalone statement of profit and loss (including other comprehensive income), standalone statement of changes in equity and standalone statement of cash flows for the year then ended 31<sup>st</sup> March 2024, and notes to the standalone financial statements, including material accounting policies and other explanatory information, which includes financial information of five branches in Egypt, Sri Lanka, Bangladesh, Dubai and Tanzania (hereafter referred as "Financial Statements").

In our opinion and to the best of our information and according to the explanations given to us, the aforesaid standalone financial statements give the information required by the Companies Act, 2013 ("Act") in the manner so required and give a true and fair view in conformity with the accounting principles generally accepted in India, of the state of affairs of the Company as at 31<sup>st</sup> March 2024, and its profit and other comprehensive loss, changes in equity and its cash flows for the year ended on that date.

### Basis for Opinion

We conducted our audit in accordance with the Standards on Auditing (SAs) specified under Section 143(10) of the Act. Our responsibilities under those SAs are further described in the Auditor's Responsibilities for the Audit of the Standalone Financial Statements section of our report. We are independent of the Company in accordance with the Code of Ethics issued by the Institute of Chartered Accountants of India together with the ethical requirements that are relevant to our audit of the standalone financial statements under the provisions of the Act and the Rules thereunder, and we have fulfilled our other ethical responsibilities in accordance with these requirements and the Code of Ethics. We believe that the audit evidence we have obtained is sufficient and appropriate to provide a basis for our opinion on the standalone financial statements.

### Key Audit Matters

Key audit matters are those matters that, in our professional judgment, were of most significance in our audit of the standalone financial statements of the current period. These matters were addressed in the context of our audit of the standalone financial statements as a whole, and in forming our opinion thereon, and we do not provide a separate opinion on these matters.

### Impairment assessment of Consumer and Bazaar Cash Generating Unit (C&B CGU)

See Note 6 to standalone financial statements

The key audit matter	How the matter was addressed in our audit
The C&B CGU includes ₹ 1,127.23 crores of goodwill and ₹ 1,314.39 crores of indefinite life intangible assets (Trademark and Copyrights) which together represents 22% of total assets of the Company as at 31 <sup>st</sup> March 2024.	Our audit procedures included: <ol style="list-style-type: none"> <li>Understanding the process followed by the Company in respect of the annual impairment analysis for C&amp;B CGU.</li> <li>Evaluating the design and implementation and testing of operating effectiveness of key internal controls related to the Company's process relating to annual impairment analysis and determination of discount rate, near and long-term growth rate, revenue growth rate and estimated operating margins.</li> <li>Challenging the rationality of the assumptions, particularly estimated near and long-term growth rate, revenue growth rate and operating margins based on our knowledge of the Company and market. Assessing historical accuracy by comparing past forecasts to actual results achieved.</li> <li>Involving the valuation professionals with specialised skills and knowledge to assist in evaluating the impairment model and assumptions used (including discount rate, near and long-term growth rate and revenue growth rate applied by the Company. These assumptions were challenged by comparing it to a range of rates from publicly available industry indices and industry data for comparable entities). Applying additional sensitivities to assess the rationality of the above key assumptions.</li> <li>Testing data used to develop the estimate for completeness and accuracy.</li> <li>Performing a sensitivity analysis to evaluate the impact of change in key assumptions individually or collectively to the recoverable value.</li> <li>Evaluating the adequacy of the Company's disclosures in the standalone financial statements in respect of its impairment testing.</li> </ol>
The recoverable value of the C&B CGU which is based on the value in use model, has been derived from discounted cash flow model. This model requires the Company to make significant assumptions such as discount rate, estimated near and long-term growth rate, estimated revenue growth rate and estimated operating margins which involves inherent uncertainty since they are based on future business prospects and economic outlook.	
Due to the significance of above assets in context of the standalone financial statements and sensitivity of discount rate, near and long-term growth rate and revenue growth rate assumptions where a minor change could have a significant impact on the recoverable value, we have considered the impairment assessment of C&B CGU to be a key audit matter.	

### Impairment of Investment in subsidiaries

See Note 7 to standalone financial statements

The key audit matter	How the matter was addressed in our audit
The Company has significant investments in subsidiaries. The carrying amount of the investments in subsidiaries held at cost less impairment as at 31 <sup>st</sup> March 2024 is ₹ 988.68 crores, net of impairment of ₹ 71.29 crores.	Our audit procedures included: <ol style="list-style-type: none"> <li>We have evaluated the design and implementation and tested the operating effectiveness of key controls placed around the impairment assessment process of the recoverability of the investments made, including the estimation of future cash flows forecasts, the process by which they were produced and discount rates used.</li> <li>We have examined the key controls in place for making investments in subsidiaries and evidenced the Board of Directors approval obtained.</li> <li>We assessed the net worth of subsidiaries on the basis of latest available financial statements.</li> <li>We focused on the sensitivity in the difference between the estimated value and book values of the subsidiaries, where change in assumptions could cause the carrying amount to exceed its estimated present value. Further, we have:                             <ul style="list-style-type: none"> <li>Compared the carrying amount of investments with the relevant subsidiaries balance sheet to identify their net assets, being an approximation of their minimum recoverable amount. Where the net assets are in excess of their carrying amount, we also assessed that those subsidiaries have historically been profit-making.</li> <li>For the investments where the carrying amount exceeded the net asset value, comparing the carrying amount of the investment with the expected value of the business based discounted cash flow analysis.</li> </ul> </li> </ol>
The Company has investments in subsidiaries which are considered to be associated with significant risk in respect of valuation of such investments. Changes in business environment could also have a significant impact on the valuation of these investments. These investments are carried at cost less any accumulated impairment losses. The investments are examined for impairment at each reporting date. These investments are unquoted and hence it is difficult to measure the realisable amount of these investments.	
The Company performs an annual assessment of it investments in subsidiaries, to identify any indicators of impairment. The recoverable amount of these investments which is based on the higher of the value in use or fair value less costs to sell, has been derived from discounted forecast cash flow models.	These models use several key assumptions, concerning estimates of revenue growth, near and long-term growth rate, operating margins and the discount rate.
The Company's assessment of the remaining 'value in use' is judgmental because it is based on forecast results and uncertain outcomes. Further, determining these estimates may be subject to a degree of management bias.	
	<ol style="list-style-type: none"> <li>We focused on key assumptions such as estimated revenue growth, near and long-term growth rate, and operating margins. We also assessed the historical accuracy of Company's estimates.</li> <li>We challenged and assessed the work performed by management's external valuation expert, including the valuation methodology and the key assumptions used. We also assessed the competence, capabilities and objectivity of the expert used by the management in the process of evaluating impairment models.</li> <li>Involving our internal valuation specialist, where appropriate, to evaluate the reasonability of the methodology, approach and assumptions used in the valuation carried out for determining the carrying amount of investments.</li> <li>We checked that the disclosures made in the Company's standalone financial statements in respect of the investment in the subsidiaries are adequate.</li> </ol>

### Revenue Recognition - Variable Considerations

See Note 31 to standalone financial statements

The key audit matter	How the matter was addressed in our audit
Revenue is measured net of any trade discounts and schemes to customers ("variable consideration"). Certain variable consideration for goods sold during the year are only finalised when the precise amounts are known, and revenue therefore includes an estimate of variable consideration.	Our audit procedures included: <ol style="list-style-type: none"> <li>Understanding the process followed by the Company to determine the amount of accrual for variable consideration.</li> <li>Evaluating on sample basis, the design and implementation and testing of operating effectiveness of Company's general IT controls and key manual controls for scheme computations, scheme payments/settlements and Company's examination over the scheme accruals.</li> <li>Performing substantive testing by selecting samples, using statistical sampling approach, of variable consideration transactions recorded during the year and as at period end accruals to reconcile the parameters used in the computation with the relevant source documents.</li> <li>Examining historical scheme accrual together with our understanding of current year developments to form an expectation of the scheme accrual as at year end. Comparing this expectation against the actual scheme accrual, completing further inquiries and obtaining underlying documentation, on a sample basis. Further, we have also performed retrospective examination to evaluate the precision with which Company makes estimates.</li> <li>Ensuring completeness of scheme accrual by checking subsequent settlement (i.e. payments and credit notes) made after year end which affect Financial Year 2023-24 and accuracy of the data used by the Company for scheme accruals using debit notes received from customers.</li> <li>Testing actualisation of estimated scheme accruals using statistical sampling approach.</li> <li>Testing a selection of discount and scheme accruals recorded after 31<sup>st</sup> March 2024 and assessing accrual in correct period.</li> <li>Testing a selection of payments made after 31<sup>st</sup> March 2024 and where relevant, comparing the payment to the related scheme accrual.</li> <li>Examination of journal entries posted to revenue, on a sample basis using statistical sampling approach, to identify unusual items and examined the underlying documentation.</li> </ol>
The variable consideration represents the portion of discounts and schemes which are not directly deducted on the invoice and involves estimation by the Company in recognition and measurement of such discounts and schemes. In addition, the value and timing of promotions for products varies from period to period, and the activity can span beyond the year end. The unsettled portion of the variable consideration represents the portion of discounts and schemes due to customers as at year end. Therefore, there is a risk of revenue being overstated due to fraud through estimation of variable consideration accruals recognised, resulting from pressure the Company may feel to achieve performance targets at the year end.	
We identified the evaluation of accrual for variable consideration as a key audit matter.	



## Other Information

The Company's Management and Board of Directors are responsible for the other information. The other information comprises the information included in the annual report, but does not include the financial statements and auditor's report thereon. The annual report is expected to be made available to us after the date of this auditor's report.

Our opinion on the standalone financial statements does not cover the other information and we will not express any form of assurance conclusion thereon.

In connection with our audit of the standalone financial statements, our responsibility is to read the other information identified above when it becomes available and, in doing so, consider whether the other information is materially inconsistent with the standalone financial statements or our knowledge obtained in the audit, or otherwise appears to be materially misstated.

When we read the annual report, if we conclude that there is a material misstatement therein, we are required to communicate the matter to those charged with governance and take necessary actions, as applicable under the relevant laws and regulations.

## Management's and Board of Directors' Responsibilities for the Standalone Financial Statements

The Company's Management and Board of Directors are responsible for the matters stated in Section 134(5) of the Act with respect to the preparation of these standalone financial statements that give a true and fair view of the state of affairs, profit/ loss and other comprehensive income, changes in equity and cash flows of the Company in accordance with the accounting principles generally accepted in India, including the Indian Accounting Standards (Ind AS) specified under Section 133 of the Act. This responsibility also includes maintenance of adequate accounting records in accordance with the provisions of the Act for safeguarding of the assets of the Company and for preventing and detecting frauds and other irregularities; selection and application of appropriate accounting policies; making judgments and estimates that are reasonable and prudent; and design, implementation and maintenance of adequate internal financial controls, that were operating effectively for ensuring the accuracy and completeness of the accounting records, relevant to the preparation and presentation of the standalone financial statements that give a true and fair view and are free from material misstatement, whether due to fraud or error.

In preparing the standalone financial statements, the Management and Board of Directors are responsible for assessing the Company's ability to continue as a going concern, disclosing, as applicable, matters related to going concern and using the going concern basis of accounting unless the Board of Directors either intends to liquidate the Company or to cease operations, or has no realistic alternative but to do so.

The Board of Directors is also responsible for overseeing the Company's financial reporting process.

## Auditor's Responsibilities for the Audit of the Standalone Financial Statements

Our objectives are to obtain reasonable assurance about whether the standalone financial statements as a whole are free from material misstatement, whether due to fraud or error, and to issue an auditor's report that includes our opinion. Reasonable assurance is a high level of assurance, but is not a guarantee that an audit conducted in accordance with SAs will always detect a material misstatement when it exists. Misstatements can arise from fraud or error and are considered material if, individually or in the aggregate, they could reasonably be expected to influence the economic decisions of users taken on the basis of these standalone financial statements.

As part of an audit in accordance with SAs, we exercise professional judgment and maintain professional skepticism throughout the audit. We also:

- Identify and assess the risks of material misstatement of the standalone financial statements, whether due to fraud or error, design and perform audit procedures responsive to those risks, and obtain audit evidence that is sufficient and appropriate to provide a basis for our opinion. The risk of not detecting a material misstatement resulting from fraud is higher than for one resulting from error, as fraud may involve collusion, forgery, intentional omissions, misrepresentations, or the override of internal control.
- Obtain an understanding of internal control relevant to the audit in order to design audit procedures that are appropriate in the circumstances. Under Section 143(3)(i) of the Act, we are also responsible for expressing our opinion on whether the company has adequate internal financial controls with reference to financial statements in place and the operating effectiveness of such controls.
- Evaluate the appropriateness of accounting policies used and the reasonableness of accounting estimates and related disclosures made by the Management and Board of Directors.
- Conclude on the appropriateness of the Management and Board of Directors use of the going concern basis of accounting in preparation of standalone financial statements and, based on the audit evidence obtained, whether a material uncertainty exists related to events or conditions that may cast significant doubt on the Company's ability to continue as a going concern. If we conclude that a material uncertainty exists, we are required to draw attention in our auditor's report to the related disclosures in the standalone financial statements or, if such disclosures are inadequate, to modify our opinion. Our conclusions are based on the audit evidence obtained up to the date of our auditor's report. However, future events or conditions may cause the Company to cease to continue as a going concern.
- Evaluate the overall presentation, structure and content of the standalone financial statements, including the disclosures, and whether the standalone financial statements represent the underlying transactions and events in a manner that achieves fair presentation.

We communicate with those charged with governance regarding, among other matters, the planned scope and timing of the audit and significant audit findings, including any significant deficiencies in internal control that we identify during our audit.

We also provide those charged with governance with a statement that we have complied with relevant ethical requirements regarding independence, and to communicate with them all relationships and other matters that may reasonably be thought to bear on our independence, and where applicable, related safeguards.

From the matters communicated with those charged with governance, we determine those matters that were of most significance in the audit of the standalone financial statements of the current period and are therefore the key audit matters. We describe these matters in our auditor's report unless law or regulation precludes public disclosure about the matter or when, in extremely rare circumstances, we determine that a matter should not be communicated in our report because the adverse consequences of doing so would reasonably be expected to outweigh the public interest benefits of such communication.

## Other Matter

- a. The standalone financial statements of the Company for the year ended 31<sup>st</sup> March 2023 were audited by the predecessor auditor who had expressed an unmodified opinion on 8<sup>th</sup> May 2023.

## Report on Other Legal and Regulatory Requirements

1. As required by the Companies (Auditor's Report) Order, 2020 ("the Order") issued by the Central Government of India in terms of Section 143(11) of the Act, we give in the "Annexure A" a statement on the matters specified in paragraphs 3 and 4 of the Order, to the extent applicable.
2. A. As required by Section 143(3) of the Act, we report that:
  - a. We have sought and obtained all the information and explanations which to the best of our knowledge and belief were necessary for the purposes of our audit.
  - b. In our opinion, proper books of account as required by law have been kept by the Company so far as it appears from our examination of those books except for the matters stated in the paragraph 2B(f) below on reporting under Rule 11(g) of the Companies (Audit and Auditors) Rules, 2014.
  - c. The standalone balance sheet, the standalone statement of profit and loss (including other comprehensive income), the standalone statement of changes in equity and the standalone statement of cash flows dealt with by this Report are in agreement with the books of account.
  - d. In our opinion, the aforesaid standalone financial statements comply with the Ind AS specified under Section 133 of the Act.

- e. On the basis of the written representations received from the directors as on 1<sup>st</sup> April 2024 to 6<sup>th</sup> May 2024 taken on record by the Board of Directors, none of the directors is disqualified as on 31<sup>st</sup> March 2024 from being appointed as a director in terms of Section 164(2) of the Act.
  - f. The modifications relating to the maintenance of accounts and other matters connected therewith are as stated in the paragraph 2A(b) above on reporting under Section 143(3)(b) and paragraph 2B(f) below on reporting under Rule 11(g) of the Companies (Audit and Auditors) Rules, 2014.
  - g. With respect to the adequacy of the internal financial controls with reference to financial statements of the Company and the operating effectiveness of such controls, refer to our separate Report in "Annexure B".
- B. With respect to the other matters to be included in the Auditor's Report in accordance with Rule 11 of the Companies (Audit and Auditors) Rules, 2014, in our opinion and to the best of our information and according to the explanations given to us:
- a. The Company has disclosed the impact of pending litigations as at 31<sup>st</sup> March 2024 on its financial position in its standalone financial statements - refer Note 40 to the standalone financial statements.
  - b. The Company did not have any long-term contracts including derivative contracts for which there were any material foreseeable losses.
  - c. There has been no delay in transferring amounts, required to be transferred, to the Investor Education and Protection Fund by the Company – refer note 25 to the standalone financial statements.
  - d. (i) The management has represented that, to the best of its knowledge and belief, other than as disclosed in the Note 54(a) to the standalone financial statements, no funds have been advanced or loaned or invested (either from borrowed funds or share premium or any other sources or kind of funds) by the Company to or in any other person(s) or entity(ies), including foreign entities ("Intermediaries"), with the understanding, whether recorded in writing or otherwise, that the Intermediary shall directly or indirectly lend or invest in other persons or entities identified in any manner whatsoever by or on behalf of the Company ("Ultimate Beneficiaries") or provide any guarantee, security or the like on behalf of the Ultimate Beneficiaries.



## ANNEXURE A TO THE INDEPENDENT AUDITOR'S REPORT

ON THE STANDALONE FINANCIAL STATEMENTS OF PIDILITE INDUSTRIES LIMITED  
FOR THE YEAR ENDED 31<sup>ST</sup> MARCH 2024

(Referred to in paragraph 1 under 'Report on Other Legal and Regulatory Requirements' section of our report of even date)

(ii) The management has represented that, to the best of its knowledge and belief, as disclosed in the Note 55(h) to the standalone financial statements, no funds have been received by the Company from any person(s) or entity(ies), including foreign entities ("Funding Parties"), with the understanding, whether recorded in writing or otherwise, that the Company shall directly or indirectly, lend or invest in other persons or entities identified in any manner whatsoever by or on behalf of the Funding Parties ("Ultimate Beneficiaries") or provide any guarantee, security or the like on behalf of the Ultimate Beneficiaries.

(iii) Based on the audit procedures performed that have been considered reasonable and appropriate in the circumstances, nothing has come to our notice that has caused us to believe that the representations under sub-clause (i) and (ii) of Rule 11(e), as provided under (i) and (ii) above, contain any material misstatement.

e. The final dividend paid by the Company during the year, in respect of the same declared for the previous year, is in accordance with Section 123 of the Act to the extent it applies to payment of dividend.

As stated in Note 21 to the standalone financial statements, the Board of Directors of the Company have proposed final dividend for the year which is subject to the approval of the members at the ensuing Annual General Meeting. The dividend declared is in accordance with Section 123 of the Act to the extent it applies to declaration of dividend.

f. Based on our examination which included test checks and in accordance with requirements of the Implementation Guide on Reporting on Audit Trail under Rule 11(g) of the Companies (Audit and Auditors) Rules, 2014, except for the instances mentioned below, the Company has used accounting softwares for maintaining its books of account, which have a feature of recording audit trail (edit log) facility and the same has operated throughout the year for all relevant transactions recorded in the softwares:

i. In the absence of an independent auditor's report in relation to controls at service organisation for accounting software used for maintaining the books of account relating to scheme master, which is operated by third-party software service provider, we are unable to comment whether audit trail feature at the database level of the said

software was enabled to log any direct data changes and operated throughout the year for all relevant transactions recorded in the software.

ii. In the absence of sufficient and appropriate reporting on compliance with the audit trail requirements in the independent auditor's report of a service organization for an accounting software used for consolidation, we are unable to comment whether audit trail feature for the said software was enabled and operated through out the year for all relevant transactions recorded in the software.

Further, where audit trail (edit log) facility was enabled and operated throughout the year, we did not come across any instance of audit trail feature being tampered with during the course of our audit.

C. With respect to the matter to be included in the Auditor's Report under Section 197(16) of the Act:

In our opinion and according to the information and explanations given to us, the remuneration paid by the Company to its directors during the current year is in accordance with the provisions of Section 197 of the Act. The remuneration paid to any director is not in excess of the limit laid down under Section 197 of the Act. The Ministry of Corporate Affairs has not prescribed other details under Section 197(16) of the Act which are required to be commented upon by us.

For **B S R & Co. LLP**  
Chartered Accountants  
Firm's Registration No.:101248W/W-100022

**Sudhir Soni**  
(Partner)  
Membership No.: 041870  
ICAI UDIN:24041870BKGDQ3799

Place: Mumbai  
Date: 7<sup>th</sup> May 2024

- (i) (a) (A) The Company has maintained proper records showing full particulars, including quantitative details and situation of Property, Plant and Equipment.
- (B) The Company has maintained proper records showing full particulars of intangible assets.
- (b) According to the information and explanations given to us and on the basis of our examination of the records of the Company, the Company has a regular programme of physical verification of its Property, Plant and Equipment by which all property, plant and equipment are verified in a phased manner over a period of 3 years. In accordance with this programme, certain property, plant and equipment were verified during the year. In our opinion, this periodicity of physical verification is reasonable having regard to the size of the Company and the nature of its assets. No material discrepancies were noticed on such verification.
- (c) According to the information and explanations given to us and on the basis of our examination of the records of the Company, the title deeds of immovable properties (other than immovable properties where the Company is the lessee and the leases agreements are duly executed in favour of the lessee) disclosed in the standalone financial statements are held in the name of the Company, except for the leasehold land situated in Maharashtra having a gross carrying value of Rs 0.55 crores held in the name of CIPY Polyurethanes Private Limited for the period of two years. The title deed is in the name of erstwhile company that was amalgamated with the Company pursuant to Scheme of amalgamation sanctioned by the Hon'ble National Company Law Tribunal, Mumbai on 23<sup>rd</sup> March 2022. The title deed is not held in the name of promoter, director, or their relative or employee.
- (d) According to the information and explanations given to us and on the basis of our examination of the records of the Company, the Company has not revalued its Property, Plant and Equipment (including Right of Use assets) or intangible assets or both during the year.
- (e) According to the information and explanations given to us and on the basis of our examination of the records of the Company, there are no proceedings initiated or pending against the Company for holding any benami property under the Prohibition of Benami Property Transactions Act, 1988 and rules made thereunder.
- (ii) (a) The inventory, except goods-in-transit and stocks lying with third parties, has been physically verified by the management during the year. For stocks lying with third parties at the year-end, written

confirmations have been obtained and for goods-in-transit subsequent evidence of receipts has been linked with inventory records. In our opinion, the frequency of such verification is reasonable and procedures and coverage as followed by management were appropriate. No discrepancies were noticed on verification between the physical stocks and the book records that were more than 10% in the aggregate of each class of inventory

(b) According to the information and explanations given to us and on the basis of our examination of the records of the Company, the Company has been sanctioned working capital limits in excess of five crore rupees, in aggregate, from banks or financial institutions on the basis of security of current assets. In our opinion, the quarterly returns or statements filed by the Company with such banks or financial institutions are in agreement with the books of account of the Company.

- (iii) According to the information and explanations given to us and on the basis of our examination of the records of the Company, the Company has not provided any security or granted any advances in the nature of loans, secured or unsecured to companies, firms, limited liability partnership, or any other parties during the year. The Company has made investments in companies and other parties (mutual funds) and provided guarantees to companies, granted interest bearing secured loans to companies and interest free unsecured loans to other parties (employees) in respect of which the requisite information is as below. The Company has not made any investments in or granted any loans to firms and limited liability partnership during the year. The Company has not provided any guarantees to firms, limited liability partnership or any other parties during the year.
- (a) Based on the audit procedures carried on by us and as per the information and explanations given to us the Company has provided loans or stood guarantee to subsidiaries, associate of a subsidiary and any other parties (employees) as below:

Particulars	₹ in crores	
	Guarantees	Loans
<b>A. Aggregate amount during the year</b>		
- Subsidiaries*	-	-
- Associate of a Subsidiary*	-	7.50
- Others (employees)	-	8.69
<b>B. Balance outstanding as at balance sheet date</b>		
- Subsidiaries*#	189.37	0.33
- Associate of a Subsidiary*	-	9.66
- Others (employees)	-	11.53

\* As per the Companies Act, 2013

# Includes loan of ₹ 0.33 crores which is fully provided

(₹ in crores)

Particulars	All parties	Promoters	Related Parties
<b>Aggregate of loans</b>			
- Repayable on demand (A)	0.33	-	0.33
- Agreement does not specify any terms or period of Repayment (B)	-	-	-
<b>Total (A+B)</b>	<b>0.33</b>	<b>-</b>	<b>0.33</b>
Percentage of loans to the total loans	2%	-	2%

(b) According to the information and explanations given to us and based on the audit procedures conducted by us in our opinion the investments made, guarantees provided and the terms and conditions of the grant of secured and unsecured loans are prima facie, not prejudicial to the interest of the Company.

(c) According to the information and explanations given to us and on the basis of our examination of the records of the Company, in the case of interest bearing secured loans given, in our opinion the repayment of principal and payment of interest has been stipulated and the repayments or receipts have been regular. In the case of interest free unsecured loans given to other parties (employees), in our opinion the repayment of principal has been stipulated and the repayments or receipts have been regular. Further, the Company has not given any advance in the nature of loan to any party during the year.

(d) According to the information and explanations given to us and on the basis of our examination of the records of the Company, there is no overdue amount for more than ninety days in respect of loans given. Further, the Company has not given any advances in the nature of loans to any party during the year.

(e) According to the information and explanations given to us and on the basis of our examination of the records of the Company, there is no loan or advance in the nature of loan granted falling due during the year, which has been renewed or extended or fresh loans granted to settle the overdues of existing loans given to same parties.

(f) According to the information and explanations given to us and on the basis of our examination of the records of the Company, in our opinion the Company has not granted any loans or advances in the nature of loans either repayable on demand or without specifying any terms or period of repayment except for the following loans to its related party as defined in Clause (76) of Section 2 of the Companies Act, 2013 ("the Act").

- (iv) According to the information and explanations given to us and on the basis of our examination of the records of the Company, the Company has not provided any security as specified under Section 186 of the Companies Act, 2013 ("the Act"). In respect of the investments made, loans and guarantees given by the Company, in our opinion the provisions of Section 185 and 186 of the Act have been complied with.
- (v) The Company has not accepted any deposits or amounts which are deemed to be deposits from the public. Accordingly, clause 3(v) of the Order is not applicable.
- (vi) We have broadly reviewed the books of accounts maintained by the Company pursuant to the rules prescribed by the Central Government for maintenance of cost records under Section 148(1) of the Act in respect of its manufactured goods and are of the opinion that prima facie, the prescribed accounts and records have been made and maintained. However, we have not carried out a detailed examination of the records with a view to determine whether these are accurate or complete.
- (vii) (a) The Company does not have liability in respect of Service tax, Duty of excise, Sales tax and Value added tax during the year since effective 1<sup>st</sup> July 2017, these statutory dues has been subsumed into GST.
- According to the information and explanations given to us and on the basis of our examination of the records of the Company, in our opinion amounts deducted / accrued in the books of account in respect of undisputed statutory dues including Goods and Service Tax, Provident Fund, Employees State Insurance, Income-Tax, Duty of Customs or Cess or other statutory dues have generally been regularly deposited with the appropriate authorities, though there have been slight delays in a few cases of professional tax and labour welfare fund.
- According to the information and explanations given to us and on the basis of our examination of the records of the Company, no undisputed amounts payable in respect of Goods and Service Tax, Provident Fund, Employee State Insurance, Income Tax, Duty of Customs, Cess or other statutory dues were in arrears as at 31<sup>st</sup> March 2024 for a period of more than six months from the date they became payable.

(b) According to the information and explanations given to us and on the basis of our examination of the records of the Company, statutory dues relating to Excise Duty, Custom Duty, Sales Tax, Service Tax, Goods and Service Tax, Income-tax and other statutory dues which have not been deposited on account of any dispute are as follows:

Name of the statute	Nature of the dues	Amount (₹ in crores)	Amount (₹ in crores)	Period to which the amount relates	Forum where dispute is pending
Income Tax Act, 1961	Income Tax	210.58	118.36	AY 2007-08 to AY 2014-15, AY 2016-17 to AY 2018-19, AY 2020-21 and AY 2021-22	Commissioner of Income Tax (Appeals)
Income Tax Act, 1961	Income Tax (TDS)	37.20	-	AY 2013-14 to AY 2019-20	Commissioner of Income Tax (Appeals)
Customs Act, 1962	Custom Duty, (including Interest and penalty, if applicable)	0.38	-	2021-22	Appellate Authority upto Commissioner's level
Central Excise Act, 1944	Excise duty (including Interest and penalty, if applicable)	2.55	0.21	2010-2011 to 2015-16	High Court of various states
Central Excise Act, 1944	Excise duty (including Interest and penalty, if applicable)	0.69	0.06	2007-08 to 2008-09, 2011-2012 to 2016-2017	Customs, Excise and Service Tax Appellate Tribunals of various states
Goods and Service Tax Act, 2017	Goods and Services tax (including interest and penalty, if applicable)	15.30	0.62	2017-18 to 2020-21, 2023-24	Appellate Authority upto Commissioner's level of various states
Goods and Service Tax Act, 2017	Goods and Services tax (including interest and penalty, if applicable)	0.03	0.03	2017-18	Goods and Service Tax Appellate Tribunal
Service tax (Finance Act, 1994)	Service tax (including interest and penalty, if applicable)	12.06	0.34	2006-07 to 2011-12, 2012-13, 2013-14, 2015-16, 2016-17.	Customs, Excise and Service Tax Appellate Tribunals of various states
Central Sales Tax Act, 1956 and Local Sales Tax Act	Sales tax (including interest and penalty, if applicable)	6.36	4.05	2004-05, 2005-06, 2009-10 to 2015-16	Assessing Officer of various states
Central Sales Tax Act, 1956 and Local Sales Tax Act	Sales tax (including interest and penalty, if applicable)	0.30	0.04	2008-09	Commissioner - Appeals of various states
Central Sales Tax Act, 1956 and Local Sales Tax Act	Sales tax (including interest and penalty, if applicable)	22.52	6.29	2002-03, 2008-09 to 2017-18	Additional Commissioner - Appeals of various states
Central Sales Tax Act, 1956 and Local Sales Tax Act	Sales tax (including interest and penalty, if applicable)	0.80	0.43	1994-95, 2005-06 to 2012-13	Deputy Commissioner - Appeals of various states
Central Sales Tax Act, 1956 and Local Sales Tax Act	Sales tax (including interest and penalty, if applicable)	52.67	6.08	2002-03, 2009-10 to 2017-18	Joint Commissioner - Appeals of various states
Central Sales Tax Act, 1956 and Local Sales Tax Act	Sales tax (including interest and penalty, if applicable)	0.62	0.02	2004-05	Revision Board
Central Sales Tax Act, 1956 and Local Sales Tax Act	Sales tax (including interest and penalty, if applicable)	37.17	7.23	2001-02 to 2002-03, 2005-06 to 2006-07, 2009-10 to 2016-17	Tribunal
Central Sales Tax Act, 1956 and Local Sales Tax Act	Sales tax (including interest and penalty, if applicable)	9.49	2.31	2003-04, 2005-06 to 2010-11, 2012-13 to 2014-15, August-2016	High Court of various states
Maharashtra Municipal Corporation Act, 1949	Local Body Tax	13.62	3.40	2015-16 to 2017-18	High Court

(viii) According to the information and explanations given to us and on the basis of our examination of the records of the Company, the Company has not surrendered or disclosed any transactions, previously unrecorded as income in the books of account, in the tax assessments under the Income Tax Act, 1961 as income during the year.

(ix) (a) According to the information and explanations given to us and on the basis of our examination of the records of the Company, the Company did not have any loans or borrowings from any lender during the

year. Accordingly, clause 3(ix)(a) of the Order is not applicable to the Company.

(b) According to the information and explanations given to us and on the basis of our examination of the records of the Company, the Company has not been declared a wilful defaulter by any bank or financial institution or government or government authority.

(c) According to the information and explanations given to us by the management, the Company has not obtained any term loans during the year. Accordingly, clause 3(ix)(c) of the Order is not applicable.



## ANNEXURE "B" TO THE INDEPENDENT AUDITOR'S REPORT

ON THE STANDALONE FINANCIAL STATEMENTS OF PIDILITE INDUSTRIES LIMITED  
FOR THE YEAR ENDED 31<sup>ST</sup> MARCH 2024

- (d) According to the information and explanations given to us by the management, the Company did not raise any funds during the year. Accordingly, clause 3(ix)(d) of the Order is not applicable.
- (e) According to the information and explanations given to us and on an overall examination of the standalone financial statements of the Company, we report that the Company has not taken any funds from any entity or person on account of or to meet the obligations of its subsidiaries and associates as defined under the Act.
- (f) According to the information and explanations given to us and procedures performed by us, we report that the Company has not raised loans during the year on the pledge of securities held in its subsidiaries and associate companies (as defined under the Act).
- (x) (a) The Company has not raised any moneys by way of initial public offer or further public offer (including debt instruments). Accordingly, clause 3(x)(a) of the Order is not applicable.
- (b) According to the information and explanations given to us and on the basis of our examination of the records of the Company, the Company has not made any private placement of shares or fully or partly convertible debentures during the year under section 42 of the Act. In our opinion, in respect of preferential allotment of equity shares made during the year, the Company has duly complied with the requirements of Section 62 of the Act. The proceeds from issue of equity shares have been used for the purposes for which the funds were raised.
- (xi) (a) Based on examination of the books and records of the Company and according to the information and explanations given to us, considering the principles of materiality outlined in Standards on Auditing, we report that no fraud by the Company or on the Company has been noticed or reported during the course of the audit.
- (b) According to the information and explanations given to us, no report under sub-section (12) of Section 143 of the Act has been filed by the auditors in Form ADT-4 as prescribed under Rule 13 of the Companies (Audit and Auditors) Rules, 2014 with the Central Government.
- (c) We have taken into consideration the whistle blower complaints received by the Company during the year while determining the nature, timing and extent of our audit procedures.
- (xii) According to the information and explanations given to us, the Company is not a Nidhi Company. Accordingly, clause 3(xii) of the Order is not applicable.
- (xiii) In our opinion and according to the information and explanations given to us, the transactions with related parties are in compliance with Section 177 and 188 of the Act, where applicable, and the details of the related party transactions have been disclosed in the standalone financial statements as required by the applicable accounting standards.
- (xiv) (a) Based on information and explanations provided to us and our audit procedures, in our opinion, the Company has an internal audit system commensurate with the size and nature of its business.
- (b) We have considered the internal audit reports of the Company issued till date for the period under audit.
- (xv) In our opinion and according to the information and explanations given to us, the Company has not entered into any non-cash transactions with its directors or persons connected to its directors and hence, provisions of Section 192 of the Act are not applicable to the Company.
- (xvi) (a) The Company is not required to be registered under Section 45-IA of the Reserve Bank of India Act, 1934. Accordingly, clause 3(xvi)(a) of the Order is not applicable.
- (b) The Company is not required to be registered under Section 45-IA of the Reserve Bank of India Act, 1934. Accordingly, clause 3(xvi)(b) of the Order is not applicable.
- (c) The Company is not a Core Investment Company (CIC) as defined in the regulations made by the Reserve Bank of India. Accordingly, clause 3(xvi)(c) of the Order is not applicable.
- (d) The Company is not part of any group (as per the provisions of the Core Investment Companies (Reserve Bank) Directions, 2016 as amended). Accordingly, the requirements of clause 3(xvi)(d) are not applicable.
- (xvii) The Company has not incurred cash losses in the current and in the immediately preceding financial year.
- (xviii) There has been no resignation of the statutory auditors during the year. Accordingly, clause 3(xviii) of the Order is not applicable.
- (xix) According to the information and explanations given to us and on the basis of the financial ratios, ageing and expected dates of realisation of financial assets and payment of financial liabilities, our knowledge of the Board of Directors and management plans and based on our examination of the evidence supporting the assumptions, nothing has come to our attention, which causes us to believe that any material uncertainty exists as on the date of the audit report that the Company is not capable of meeting its liabilities existing at the date of balance sheet as and when they fall due within a period of one year from the balance sheet date. We, however, state that this is not an assurance as to the future viability of the Company. We further state that our reporting is based on the facts up to the date of the audit report and we neither give any guarantee nor any assurance that all liabilities falling due within a period of one year from the balance sheet date, will get discharged by the Company as and when they fall due.
- Also refer to the Other Information paragraph of our main audit report which explains that the other information comprising the information included in annual report is expected to be made available to us after the date of this auditor's report.
- (xx) In our opinion and according to the information and explanations given to us, there is no unspent amount under sub-section (5) of Section 135 of the Act pursuant to any project. Accordingly, clauses 3(xx)(a) and 3(xx)(b) of the Order are not applicable.

For **B S R & Co. LLP**  
Chartered Accountants  
Firm's Registration No.:101248W/W-100022  
**Sudhir Soni**  
(Partner)  
Membership No.: 041870  
ICAI UDIN:24041870BKGDQ3799  
Place: Mumbai  
Date: 7<sup>th</sup> May 2024

Report on the internal financial controls with reference to the aforesaid standalone financial statements under Clause (i) of Sub-section 3 of Section 143 of the Act

(Referred to in paragraph 2(A)(g) under 'Report on Other Legal and Regulatory Requirements' section of our report of even date)

### Opinion

We have audited the internal financial controls with reference to financial statements of Pidilite Industries Limited ("the Company") as of 31<sup>st</sup> March 2024 in conjunction with our audit of the standalone financial statements of the Company for the year ended on that date.

In our opinion, the Company has, in all material respects, adequate internal financial controls with reference to financial statements and such internal financial controls were operating effectively as at 31<sup>st</sup> March 2024, based on the internal financial controls with reference to financial statements criteria established by the Company considering the essential components of internal control stated in the Guidance Note on Audit of Internal Financial Controls Over Financial Reporting issued by the Institute of Chartered Accountants of India (the "Guidance Note").

### Management's and Board of Directors' Responsibilities for Internal Financial Controls

The Company's Management and the Board of Directors are responsible for establishing and maintaining internal financial controls based on the internal financial controls with reference to financial statements criteria established by the Company considering the essential components of internal control stated in the Guidance Note. These responsibilities include the design, implementation and maintenance of adequate internal financial controls that were operating effectively for ensuring the orderly and efficient conduct of its business, including adherence to company's policies, the safeguarding of its assets, the prevention and detection of frauds and errors, the accuracy and completeness of the accounting records, and the timely preparation of reliable financial information, as required under the Act.

### Auditor's Responsibility

Our responsibility is to express an opinion on the Company's internal financial controls with reference to financial statements based on our audit. We conducted our audit in accordance with the Guidance Note and the Standards on Auditing, prescribed under Section 143(10) of the Act, to the extent applicable to an audit of internal financial controls with reference to financial statements. Those Standards and the Guidance Note require that we comply with ethical requirements and plan and perform the audit to obtain reasonable assurance about whether adequate internal financial controls with reference to financial statements were established and maintained and if such controls operated effectively in all material respects.

Our audit involves performing procedures to obtain audit evidence about the adequacy of the internal financial controls with reference to financial statements and their operating effectiveness. Our audit of internal financial controls with reference to financial statements included obtaining an

understanding of internal financial controls with reference to financial statements, assessing the risk that a material weakness exists, and testing and evaluating the design and operating effectiveness of internal control based on the assessed risk. The procedures selected depend on the auditor's judgement, including the assessment of the risks of material misstatement of the standalone financial statements, whether due to fraud or error.

We believe that the audit evidence we have obtained is sufficient and appropriate to provide a basis for our audit opinion on the Company's internal financial controls with reference to financial statements.

### Meaning of Internal Financial Controls with Reference to Financial Statements

A company's internal financial controls with reference to financial statements is a process designed to provide reasonable assurance regarding the reliability of financial reporting and the preparation of financial statements for external purposes in accordance with generally accepted accounting principles. A company's internal financial controls with reference to financial statements include those policies and procedures that (1) pertain to the maintenance of records that, in reasonable detail, accurately and fairly reflect the transactions and dispositions of the assets of the company; (2) provide reasonable assurance that transactions are recorded as necessary to permit preparation of financial statements in accordance with generally accepted accounting principles, and that receipts and expenditures of the company are being made only in accordance with authorisations of management and directors of the company; and (3) provide reasonable assurance regarding prevention or timely detection of unauthorised acquisition, use, or disposition of the company's assets that could have a material effect on the financial statements.

### Inherent Limitations of Internal Financial Controls with Reference to Financial Statements

Because of the inherent limitations of internal financial controls with reference to financial statements, including the possibility of collusion or improper management override of controls, material misstatements due to error or fraud may occur and not be detected. Also, projections of any evaluation of the internal financial controls with reference to financial statements to future periods are subject to the risk that the internal financial controls with reference to financial statements may become inadequate because of changes in conditions, or that the degree of compliance with the policies or procedures may deteriorate.

For **B S R & Co. LLP**  
Chartered Accountants  
Firm's Registration No.:101248W/W-100022

**Sudhir Soni**  
(Partner)  
Membership No.: 041870  
ICAI UDIN:24041870BKGDQ3799

Place: Mumbai  
Date: 7<sup>th</sup> May 2024



## STANDALONE BALANCE SHEET

as at 31<sup>st</sup> March 2024

(₹ in crores)

Particulars	Note No.	As at 31 <sup>st</sup> March 2024	As at 31 <sup>st</sup> March 2023
<b>ASSETS</b>			
<b>1 Non-Current Assets</b>			
(a) Property, Plant and Equipment	4	1,897.08	1,443.37
(b) Right of Use Assets	5	313.65	272.95
(c) Capital Work-In-Progress	4	135.46	351.00
(d) Goodwill	6	1,184.85	1,184.85
(e) Other Intangible Assets	6	1,539.05	1,536.24
(f) Financial Assets			
(i) Investments	7	1,053.85	1,003.91
(ii) Loans	10	7.75	6.20
(iii) Other Financial Assets	12	39.51	34.95
(g) Income Tax Assets (net)	17	129.58	137.21
(h) Other Non-Current Assets	18	52.32	47.76
<b>Total Non-Current Assets</b>		<b>6,353.10</b>	<b>6,018.44</b>
<b>2 Current Assets</b>			
(a) Inventories	16	1,257.22	1,561.24
(b) Financial Assets			
(i) Investments	8	1,759.39	442.71
(ii) Trade Receivables	9	1,405.53	1,305.12
(iii) Cash and Cash Equivalents	14	379.87	153.30
(iv) Bank balances other than (iii) above	15	2.30	2.75
(v) Loans	11	29.61	23.96
(vi) Other Financial Assets	13	5.82	7.70
(c) Other Current Assets	19	174.51	164.91
(d) Assets held for sale	20	3.41	-
<b>Total Current Assets</b>		<b>5,017.66</b>	<b>3,661.69</b>
<b>TOTAL ASSETS</b>		<b>11,370.76</b>	<b>9,680.13</b>
<b>EQUITY AND LIABILITIES</b>			
<b>EQUITY</b>			
(a) Equity Share Capital	21	50.86	50.83
(b) Other Equity	22	8,286.53	7,057.33
<b>Total Equity</b>		<b>8,337.39</b>	<b>7,108.16</b>
<b>LIABILITIES</b>			
<b>1 Non-Current Liabilities</b>			
(a) Financial Liabilities			
(i) Lease Liabilities	52	162.33	143.15
(ii) Other Financial Liabilities	24	4.41	14.45
(b) Provisions	26	79.54	64.62
(c) Deferred Tax Liabilities (net)	28	376.11	376.51
<b>Total Non-Current Liabilities</b>		<b>622.39</b>	<b>598.73</b>
<b>2 Current Liabilities</b>			
(a) Financial Liabilities			
(i) Lease Liabilities	52	49.36	43.47
(ii) Trade Payables	23		
- Total Outstanding Dues of Micro Enterprises and Small Enterprises		68.95	52.82
- Total Outstanding Dues of Creditors other than Micro Enterprises and Small Enterprises		972.76	886.14
(iii) Other Financial Liabilities	25	1,007.84	834.38
(b) Other Current Liabilities	29	98.64	87.94
(c) Provisions	27	190.32	30.24
(d) Current Tax Liabilities (net)	30	23.11	38.25
<b>Total Current Liabilities</b>		<b>2,410.98</b>	<b>1,973.24</b>
<b>TOTAL LIABILITIES</b>		<b>3,033.37</b>	<b>2,571.97</b>
<b>TOTAL EQUITY AND LIABILITIES</b>		<b>11,370.76</b>	<b>9,680.13</b>

See accompanying notes to the standalone financial statements 1 to 58

As per our report of even date attached  
For B S R & Co. LLP  
Chartered Accountants  
Firm's Registration No - 101248W/W-100022

**SUDHIR SONI**  
Partner  
Membership Number: 041870

**BHARAT PURI**  
Managing Director  
DIN:02173566

**SANDEEP BATRA**  
Executive Director Finance & Chief Financial Officer  
DIN:00871843

FOR AND ON BEHALF OF THE BOARD OF DIRECTORS  
OF PIDILITE INDUSTRIES LIMITED  
CIN L24100MH1969PLC014336

**M B PAREKH**  
Executive Chairman  
DIN:00180955

**MANISHA SHETTY**  
Company Secretary  
ACS-20072

Place: Khandala  
Date: 7<sup>th</sup> May 2024

Place: Mumbai  
Date: 7<sup>th</sup> May 2024

## STANDALONE STATEMENT OF PROFIT AND LOSS

for the year ended 31<sup>st</sup> March 2024

(₹ in crores)

Particulars	Note No.	For the year ended 31 <sup>st</sup> March 2024	For the year ended 31 <sup>st</sup> March 2023
<b>INCOME</b>			
Revenue from Operations	31	11,166.97	10,597.07
Other Income	32	165.55	63.04
<b>Total Income</b>		<b>11,332.52</b>	<b>10,660.11</b>
<b>EXPENSES</b>			
Cost of Materials Consumed	33	4,520.20	5,345.97
Purchases of Stock-in-Trade		837.67	858.96
Changes in inventories of Finished Goods, Stock-in-Trade and Work-in-Progress	34	57.65	(61.02)
Employee Benefits Expense	35	1,254.32	1,044.83
Finance Costs	36	29.46	28.53
Depreciation, Amortisation and Impairment Expense	37	289.11	221.97
Other Expenses	38	1,947.45	1,553.15
<b>Total Expenses</b>		<b>8,935.86</b>	<b>8,992.39</b>
<b>Profit before Exceptional Items and Tax</b>		<b>2,396.66</b>	<b>1,667.72</b>
Exceptional Items	39	(7.15)	-
<b>Profit before Tax</b>		<b>2,403.81</b>	<b>1,667.72</b>
<b>Tax Expense</b>			
Current Tax	49	604.74	423.05
Deferred Tax (Net)	49	(0.40)	(12.51)
<b>Total Tax Expense</b>		<b>604.34</b>	<b>410.54</b>
<b>Profit for the year</b>		<b>1,799.47</b>	<b>1,257.18</b>
<b>Other Comprehensive Income</b>			
<b>Items that will not be reclassified to profit or loss</b>			
Remeasurement of Defined Benefit Plan	46	(26.78)	1.94
Income tax relating to items that will not be reclassified to profit or loss	49	6.74	(0.49)
<b>Total Other Comprehensive (Loss)/Income for the year, net of tax</b>		<b>(20.04)</b>	<b>1.45</b>
<b>Total Comprehensive Income for the year</b>		<b>1,779.43</b>	<b>1,258.63</b>
<b>Earnings Per Equity Share (Face Value ₹ 1 each):</b>			
Basic (₹)	44	35.39	24.73
Diluted (₹)		35.35	24.72
See accompanying notes to the standalone financial statements	1 to 58		

As per our report of even date attached  
For B S R & Co. LLP  
Chartered Accountants  
Firm's Registration No - 101248W/W-100022

**SUDHIR SONI**  
Partner  
Membership Number: 041870

**BHARAT PURI**  
Managing Director  
DIN:02173566

**SANDEEP BATRA**  
Executive Director Finance & Chief Financial Officer  
DIN:00871843

FOR AND ON BEHALF OF THE BOARD OF DIRECTORS  
OF PIDILITE INDUSTRIES LIMITED  
CIN L24100MH1969PLC014336

**M B PAREKH**  
Executive Chairman  
DIN:00180955

**MANISHA SHETTY**  
Company Secretary  
ACS-20072

Place: Mumbai  
Date: 7<sup>th</sup> May 2024

Place: Khandala  
Date: 7<sup>th</sup> May 2024

## STANDALONE STATEMENT OF CHANGES IN EQUITY

for the year ended 31<sup>st</sup> March 2024

(₹ in crores)

a. Equity Share Capital	As at	As at
	31 <sup>st</sup> March 2024	31 <sup>st</sup> March 2023
Balance at the beginning of the year	50.83	50.83
Changes in equity share capital due to prior period errors	-	-
Restated balance at the beginning of the year	50.83	50.83
Changes in equity share capital during the year		
• Issue of equity shares under Employee Stock Option Plan 2016	0.03	0.00*
Balance at the end of the year	50.86	50.83

\*denotes amount less than ₹ 50,000

b. Other Equity	Reserves and Surplus							TOTAL
	Capital Reserve on Business Combination	Securities Premium	Capital Redemption Reserve	Cash Subsidy Reserve	Share Options Outstanding Account	General Reserve	Retained Earnings	
Balance as at 1 <sup>st</sup> April 2022 **	(1.38)	46.51	0.50	0.95	33.05	1,335.38	4,877.86	6,292.87
Profit for the year	-	-	-	-	-	-	1,257.18	1,257.18
Other Comprehensive Income for the year, net of income tax	-	-	-	-	-	-	1.45	1.45
Payment of dividends	-	-	-	-	-	-	(508.30)	(508.30)
Equity-Settled share-based payments	-	3.54	-	-	10.59	-	-	14.13
Transferred to Securities Premium on Options exercised during the year	-	3.54	-	-	(3.54)	-	-	-
Amortised during the year	-	-	-	-	14.89	-	-	14.89
Lapsed during the year	-	-	-	-	(0.76)	-	-	(0.76)
Balance as at 31 <sup>st</sup> March 2023	(1.38)	50.05	0.50	0.95	43.64	1,335.38	5,628.19	7,057.33
Profit for the year	-	-	-	-	-	-	1,799.47	1,799.47
Other Comprehensive Income for the year, net of income tax	-	-	-	-	-	-	(20.04)	(20.04)
Payment of dividends	-	-	-	-	-	-	(559.30)	(559.30)
Equity-Settled share-based payments	-	42.86	-	-	(33.79)	-	-	9.07
Transferred to Securities Premium on Options exercised during the year	-	42.86	-	-	(42.86)	-	-	-
Amortised and exercised during the year	-	-	-	-	9.10	-	-	9.10
Lapsed during the year	-	-	-	-	(0.03)	-	-	(0.03)
Balance as at 31 <sup>st</sup> March 2024	(1.38)	92.91	0.50	0.95	9.85	1,335.38	6,848.32	8,286.53

\*\* There are no changes in other equity due to prior period error

Refer note 22 for nature and purpose of reserves

See accompanying notes to the standalone financial statements

As per our report of even date attached  
For B S R & Co. LLP  
Chartered Accountants  
Firm's Registration No - 101248W/W-100022

SUDHIR SONI  
Partner  
Membership Number: 041870

BHARAT PURI  
Managing Director  
DIN:02173566

SANDEEP BATRA  
Executive Director Finance & Chief Financial Officer  
DIN:00871843

FOR AND ON BEHALF OF THE BOARD OF DIRECTORS  
OF PIDILITE INDUSTRIES LIMITED  
CIN L24100MH1969PLC014336

M B PAREKH  
Executive Chairman  
DIN:00180955

MANISHA SHETTY  
Company Secretary  
ACS-20072

Place: Khandala  
Date: 7<sup>th</sup> May 2024

Place: Mumbai  
Date: 7<sup>th</sup> May 2024

## STANDALONE STATEMENT OF CASH FLOWS

for the year ended 31<sup>st</sup> March 2024

(₹ in crores)

A	Cash Flows from Operating Activities	For the year ended	For the year ended
		31 <sup>st</sup> March 2024	31 <sup>st</sup> March 2023
	Profit before tax for the year	2,403.81	1,667.72
	Adjustments for:		
	Finance costs	29.46	28.53
	Interest income	(7.59)	(4.90)
	Dividend income	(39.97)	(17.46)
	Loss/(Profit) on disposal of Property, Plant and Equipment and Capital Work in Progress	8.88	(1.96)
	Net gain arising on financial assets designated at FVTPL	(84.94)	(16.78)
	Allowance for Doubtful Debts and Advances (net)	4.00	4.64
	Liabilities no longer required written back	(3.77)	-
	Depreciation, Amortisation and Impairment Expense	289.11	221.97
	Unrealised foreign exchange (gain)/loss (net)	(6.73)	4.73
	Provision for Employee Benefits	14.57	5.64
	Exceptional Items	(7.15)	-
	Other Provisions	48.02	-
	Equity-Settled Share-Based Payments	9.07	14.13
	Operating Cash Flows before Working Capital changes	2,656.77	1,906.26
	Movements in Working Capital:		
	(Increase)/Decrease in Assets		
	Trade Receivables	(104.06)	(99.30)
	Inventories	304.02	(119.32)
	Non-Current Loans	(1.93)	(1.15)
	Current Loans	2.35	(6.15)
	Other Non-Current Financial Assets	(4.56)	(15.50)
	Other Current Financial Assets	1.88	3.70
	Other Non-Current Non Financial Assets	(0.14)	(17.32)
	Other Current Non Financial Assets	(10.27)	15.59
	Increase/(Decrease) in Liabilities		
	Trade Payables	109.72	(10.05)
	Other Current Financial Liabilities	226.72	173.36
	Other Non-Current Financial Liabilities	-	(5.49)
	Other Current Non Financial Liabilities	10.91	6.30
	Cash generated from Operations	3,191.41	1,830.93
	Income taxes paid (net of refunds & interest on refund)	(605.51)	(398.57)
	Net Cash flows generated from Operating Activities [A]	2,585.90	1,432.36

## STANDALONE STATEMENT OF CASH FLOWS

for the year ended 31<sup>st</sup> March 2024

(₹ in crores)

	For the year ended 31 <sup>st</sup> March 2024	For the year ended 31 <sup>st</sup> March 2023
<b>B Cash Flows from Investing Activities</b>		
Payment for acquisition of property, plant and equipment, other intangible assets & capital work-in-progress	(510.07)	(435.60)
Proceeds from sale of property, plant and equipment	5.76	7.00
Cash outflow on investment in Subsidiaries	(170.60)	(78.95)
Proceeds from sale/buyback of shares	126.95	-
Payments for acquisition of Investments	(2,544.85)	(1,713.68)
Proceeds from sale of Investments	1,315.25	1,447.81
Loans given to Associate	(7.50)	-
Redemption/Maturity of Bank Deposits	0.15	0.12
Decrease in Other Bank Balances	0.45	-
Interest received	7.59	2.32
Dividend received	39.97	17.46
<b>Net cash flows (used in) Investing Activities [B]</b>	<b>(1,736.90)</b>	<b>(753.52)</b>
<b>C Cash Flows from Financing Activities</b>		
Net repayment of Current Borrowings	-	(105.00)
Proceeds from issue of Equity shares (ESOPs)	0.03	0.00*
Principal payment of Lease Liabilities	(47.93)	(30.86)
Interest payment of Lease Liabilities	(14.91)	(10.94)
Dividends paid on Equity Shares	(559.75)	(508.30)
Interest paid other than lease liabilities	(0.35)	(17.59)
<b>Net cash flow (used in) Financing Activities [C]</b>	<b>(622.91)</b>	<b>(672.69)</b>
<b>Net increase in Cash and Cash Equivalents [A+B+C]</b>	<b>226.09</b>	<b>6.15</b>
Cash and Cash Equivalents at the beginning of the year	153.30	147.70
Bank unrealised loss/ (gain)	0.50	(0.05)
<b>Cash and Cash Equivalents at the beginning of the year</b>	<b>153.80</b>	<b>147.65</b>
Cash and Cash Equivalents at the end of the year (refer Note 14)	379.87	153.30
Bank unrealised loss	0.02	0.50
<b>Cash and Cash Equivalents at the end of the year</b>	<b>379.89</b>	<b>153.80</b>
<b>Net increase in Cash and Cash Equivalents</b>	<b>226.09</b>	<b>6.15</b>

\*denotes amount less than ₹ 50,000

### Notes:

- The above Statement of Cash Flow has been prepared under the 'Indirect Method' as set out in the Indian Accounting Standard (IND AS 7) - Statement of Cash Flow.
- Refer note 52 for Non Cash Changes in Cash Flows from Financing Activities

See accompanying notes to the standalone financial statements

As per our report of even date attached  
**For B S R & Co. LLP**  
 Chartered Accountants  
 Firm's Registration No - 101248W/W-100022

**SUDHIR SONI**  
 Partner  
 Membership Number: 041870

**FOR AND ON BEHALF OF THE BOARD OF DIRECTORS  
 OF PIDILITE INDUSTRIES LIMITED**  
 CIN L24100MH1969PLC014336

**BHARAT PURI**  
 Managing Director  
 DIN:02173566

**SANDEEP BATRA**  
 Executive Director Finance & Chief Financial Officer  
 DIN:00871843

**M B PAREKH**  
 Executive Chairman  
 DIN:00180955

**MANISHA SHETTY**  
 Company Secretary  
 ACS-20072

Place: Mumbai  
 Date: 7<sup>th</sup> May 2024

Place: Khandala  
 Date: 7<sup>th</sup> May 2024

## Notes Forming Part of The Standalone Financial Statements

### 1 Corporate information

Pidilite Industries Limited ("the Company"), are pioneers in consumer and industrial speciality chemicals in India. The equity shares of the Company are listed on BSE Ltd (BSE) and National Stock Exchange of India Ltd (NSE).

The address of its registered office is Regent Chambers, 7<sup>th</sup> Floor, Jamnalal Bajaj Marg, 208, Nariman Point, Mumbai 400021. The address of principal place of business is Ramkrishna Mandir Road, Off Mathuradas VasANJI Road, Andheri (E), Mumbai 400059.

#### 2.1A Basis of accounting and preparation of financial statements

The standalone financial statements ('financial statement') of the Company have been prepared in accordance with the Indian Accounting Standards ("Ind AS") prescribed under Section 133 of the Companies Act, 2013 ('Act') read with Companies (Indian Accounting Standards) Rules, 2015, as amended.

The financial statements have been prepared under the historical cost convention except for the following items –

- Derivative Financial Instruments – at Fair value through P&L
- Investments in Mutual Funds/ Bonds/ Alternate Investment Funds - at Fair Value through P&L
- Net Liability for Defined Benefit Plan - at Fair Value through OCI

The financial statements are presented in Indian Rupees (₹) and all values are rounded to the nearest crores, except otherwise indicated.

#### 2.1B Current / Non-Current Classification

Any asset or liability is classified as current if it satisfies any of the following conditions:

- the asset/liability is expected to be realised/ settled in the Company's normal operating cycle;
- the asset is intended for sale or consumption;
- the asset/liability is held primarily for the purpose of trading;
- the asset/liability is expected to be realised/settled within twelve months after the reporting period;
- the asset is cash or cash equivalent unless it is restricted from being exchanged or used to settle a liability for at least twelve months after the reporting date;
- in the case of a liability, the Company does not have an unconditional right to defer settlement of the liability for at least twelve months after the reporting date.

All other assets and liabilities are classified as non-current.

For the purpose of current/non-current classification of assets and liabilities, the Company has ascertained its normal operating cycle as twelve months. This is based on the nature of services and the time between the acquisition of assets or inventories for processing and their realisation in cash and cash equivalents.

### Material Accounting Policies

#### 2.2 Business Combination

Acquisitions of businesses are accounted for using the acquisition method. The consideration transferred in a business combination is measured at fair value, which is calculated as the sum of the acquisition-date fair values of the assets transferred by the Company, liabilities incurred by the Company to the former owners of the acquiree and the equity interest issued by the Company in exchange of control of acquiree. Acquisition-related costs are recognised in statement of profit or loss as incurred.

When the consideration transferred by the Company in a business combination includes assets or liabilities resulting from a contingent consideration arrangement, the contingent consideration is measured at its acquisition-date fair value and included as a part of the consideration transferred in a business combination. Changes in the fair value of the contingent consideration that qualify as measurement period adjustments are adjusted retrospectively, with corresponding changes against goodwill or capital reserve, as the case maybe. Measurement period adjustments are adjustments that arise from additional information obtained during the 'measurement period' (which cannot exceed one year from the acquisition date) about facts and circumstances that existed at the acquisition date. Contingent consideration that is classified as an asset or a liability is subsequently (after the measurement period) remeasured at subsequent reporting dates with the corresponding gain or loss being recognised in Statement of Profit and Loss.

In case of business combinations involving entities under common control, the above policy does not apply. Business combinations involving entities under common control are accounted for using the pooling of interests method. The net assets of the transferor entity or business are accounted at their carrying amounts on the date of the acquisition subject to necessary adjustments required to harmonise accounting policies. Retained earnings appearing in the financial statements of the transferor is aggregated with the corresponding balance appearing in the financial statements of the transferee. Identity of the reserves appearing in the financial statements of the transferor is preserved and appears in the financial statements of the transferee in the same form. Any excess or shortfall of consideration paid over share capital and reserves of transferor entity is recognised as capital reserve under equity.



**2.3 Goodwill**

Goodwill is measured as the excess of the sum of the consideration transferred over the net of acquisition-date amounts of the identifiable assets acquired and the liabilities assumed.

Goodwill arising on an acquisition of a business is carried at cost as established at the date of acquisition of the business less accumulated impairment losses, if any.

For the purposes of impairment testing, goodwill is allocated to each of the Company's cash-generating units (or groups of cash-generating units) that is expected to benefit from the synergies of the combination.

A cash-generating unit to which goodwill has been allocated is tested for impairment annually, or more frequently when there is an indication that the unit may be impaired. If the recoverable amount of the cash-generating unit is less than its carrying amount, the impairment loss is allocated first to reduce the carrying amount of any goodwill allocated to the unit and then to the other assets of the unit pro-rata based on the carrying amount of each assets in the unit. Any impairment loss for goodwill is recognised directly in Statement of Profit and Loss. An impairment loss recognised for goodwill is not reversed in subsequent periods.

**2.4 Revenue Recognition**

The Company recognises revenue from sale of goods, based on the terms of contract and as per the business practise; the Company determines transaction price considering the amount it expects to be entitled in exchange of transferring promised goods to the customer. Revenue is recognised when it is realized or is realizable and has been earned after the deduction of variable components such as discounts, rebates, incentives, promotional couponing and schemes. The company estimates the amount of variable components based on historical, current and forecast information available and either expected value method or most likely method, as appropriate and records a corresponding liability in other current financial liability; the actual amounts may be different from such estimates. These differences, which have historically not been significant, are recognized as a change in management estimate in a subsequent period.

**2.4.1 a Sale of Goods**

Revenue is recognised when control of the products being sold has been transferred to a customer and when there are no longer any unfulfilled obligations to the customer. This is generally on delivery to the customer but depending on individual customer terms, this can be at the time of dispatch, delivery or upon formal customer acceptance. This is considered the appropriate point where the performance obligations in our contracts are satisfied and the Company no longer has control over the inventory.

Advance received from customer before transfer of control of goods to the customer is recognised as contract liability.

**2.4.1.b Sale of Services**

Revenue from sale of services includes fixed price contracts and time and material contracts and is recognized as sale, as and when the related services are performed and certified by the client. Incomplete services are recorded at cost as work-in-progress.

The Company accounts for provision of warranty in accordance with Ind AS 37 "Provisions, Contingent Liabilities and Contingent Assets".

**2.4.2 Dividend, Interest income and Royalty**

Dividend income from investments is recognised when the Company's right to receive dividend is established.

Interest income from a financial asset is recognised on a time basis, by reference to the principal outstanding using the effective interest method provided it is probable that the economic benefits associated with the interest will flow to the Company and the amount of interest can be measured reliably. The effective interest rate is the rate that exactly discounts estimated future cash receipts through the expected life of the financial asset to the gross carrying amount of that financial asset.

Royalty income is recognised on an accrual basis in accordance with the substance of the relevant agreement or underlying arrangement in case of sales provided that it is probable that the economic benefits associated with the royalty shall flow to the Company and the amount of royalty can be measured reliably.

Claims / Insurance Claim etc. are accounted for when no significant uncertainties are attached to their eventual receipt.

The Company's policy for recognition of revenue (rental income) from leases is described in note 2.5.2

**2.5 Leasing**

The company at the inception of a contract, assesses whether the contract is a lease or not lease. A contract is, or contains, a lease if the contract conveys the right to control the use of an identified asset for a time in exchange for a consideration.

**2.5.1 Company as Lessee**

The Company's lease asset classes primarily consist of leases for land and buildings. The Company assesses whether a contract contains a lease, at inception of a contract. A contract is, or contains, a lease if the contract conveys the right to control the use of an identified asset for a period of time in exchange for consideration. To assess whether a contract conveys the right to control the use of an identified asset, the Company assesses whether: (i) the contract involves the use of an identified asset, (ii) the Company has substantially all of the economic benefits from use of the asset through the period of the lease and (iii) the Company has the right to direct the use of the asset.

At the date of commencement of the lease, the Company recognizes a right-of-use asset ("ROU") and a corresponding lease liability for all lease arrangements in which it is a lessee, except for leases with a term of twelve months or less (short - term leases). For these short-term and low value leases, the Company recognizes the lease payments as an operating expense on a straight-line basis over the term of the lease.

Certain lease arrangements includes the options to extend or terminate the lease before the end of the lease term. ROU assets and lease liabilities includes these options when it is reasonably certain that they will be exercised.

The right-of-use assets are initially recognized at cost, which comprises the initial amount of the lease liability adjusted for any lease payments made at or prior to the commencement date of the lease plus any initial direct costs less any lease incentives. They are subsequently measured at cost less accumulated depreciation and impairment losses.

Right-of-use assets are depreciated from the commencement date on a straight-line basis over the shorter of the lease term and useful life of the underlying asset. Right-of-use assets are evaluated for recoverability whenever events or changes in circumstances indicate that their carrying amounts may not be recoverable. For the purpose of impairment testing, the recoverable amount (i.e. the higher of the fair value less cost to sell and the value-in-use) is determined on an individual asset basis unless the asset does not generate cashflows that are largely independent of those from other assets. In such cases, the recoverable amount is determined for the Cash Generating Unit (CGU) to which the asset belongs.

The lease liability is initially measured at amortized cost at the present value of the future lease payments.

The lease payments are discounted using the interest rate implicit in the lease or, if not readily determinable, using the incremental borrowing rates in the country of domicile of these leases. Lease liabilities are remeasured with a corresponding adjustment to the related Right-of-use asset if the Company changes its assessment if whether it will exercise an extension or a termination option.

Lease liability and ROU asset have been separately presented in the Balance Sheet and lease payments have been classified as financing activity under cash flows.

**2.5.2 Company as Lessor**

At the inception of a lease, the lease arrangement is classified as either a finance lease or an operating lease, based on contractual terms and substance of the lease arrangement. Whenever the terms of the lease transfer substantially all the risks and rewards of ownership to the lessee, the contract is classified as a finance lease. All other leases are classified as operating leases.

Rental income from leases is recognised on a straight- line basis over the term of the relevant lease and disclosed as part of other income.

**2.6 Foreign Currencies**

The functional currency of the Company is the Indian Rupee.

At the end of each reporting period, monetary items (including financial assets and liabilities) denominated in foreign currencies are translated at the rates prevailing at that date. Non-monetary items that are measured in terms of historical cost in a foreign currency are not translated. Gains or losses arising from these translations are recognised in the Statement of Profit and Loss.

In respect of the assets and liabilities of foreign operations are translated into INR at the exchange rate prevailing at the reporting date and their statements of profit and loss are translated at exchange rates prevailing at the dates of the transactions.

**2.7 Share-based payment transactions of the Company**

Equity-settled share-based payments to employees providing similar services are measured at the fair value of the equity instruments at the grant date.

The fair value determined at the grant date of the equity-settled share-based payments is expensed on a straight-line basis over the vesting period, based on the Company's estimate of equity instruments that will eventually vest, with a corresponding increase in equity.

**2.8 Taxation**

Income tax expense represents the sum of the tax currently payable and deferred tax.

**2.8.1 Current Tax**

The tax currently payable is based on taxable profit for the year and any adjustment of the tax payable or receivable in respect of previous years. Taxable profit differs from 'profit before tax' as reported in the Statement of Profit and Loss because of items of income or expense that are taxable or deductible in other years and items that are never taxable or deductible. The Company's current tax is calculated using applicable tax rates that have been enacted or substantively enacted by the end of the reporting period and the provisions of the Income Tax Act, 1961 and other tax laws, as applicable.

The Company offsets current tax assets and current tax liabilities, where it has a legally enforceable right to set off the recognised amounts and where it intends either to settle on a net basis, or to realise the asset and settle the liability simultaneously.

**2.8.2 Deferred Tax**

Deferred tax is recognised on unused tax losses, unused tax credit and temporary differences between the carrying amounts of assets and liabilities in the financial statements and the corresponding tax bases used in the computation of taxable profit. Deferred tax liabilities are generally recognised for all taxable temporary differences. Deferred tax assets are generally recognised for all deductible temporary differences to the extent there is convincing evidence that sufficient taxable profit will be available against which such deferred tax assets can be realised.

The carrying amount of deferred tax assets is reviewed at the end of each reporting period and reduced to the extent that it is no longer probable that sufficient taxable profits will be available to allow all or part of the asset to be recovered.

Deferred tax liabilities and assets are measured at the tax rates that are expected to apply in the period in which the liability is settled or the asset realised, based on tax rates (and tax laws) that have been enacted or substantively enacted by the end of the reporting period.

The measurement of deferred tax liabilities and assets reflects the tax consequences that would follow from the manner in which the Company expects, at the end of the reporting period, to recover or settle the carrying amount of its assets and liabilities.

In case of deferred tax assets and deferred tax liabilities, the same are offset if the Company has a legally enforceable right to set off corresponding current tax assets against current tax liabilities and the deferred tax assets and deferred tax liabilities relate to income taxes levied by the same tax authority on the Company.

**2.8.3 Current and Deferred Tax for the year**

Current and deferred tax are recognised in Statement of Profit and Loss, except when they relate to items that are recognised in other Comprehensive Income or directly in equity, in which case, the current and deferred tax are also recognised in Other Comprehensive Income or directly in equity respectively.

Management periodically evaluates positions taken in the tax returns with respect to situations in which applicable tax regulations are subject to interpretation and establishes provisions where appropriate. The provision is estimated based on one of two methods, the expected value method (the sum of the probability weighted amounts in a range of possible outcomes) or the single most likely amount method, depending on which is expected to better predict the resolution of the uncertainty.

**2.9 Property, Plant and Equipment****2.9.1 Property, Plant and Equipment acquired separately**

An item of property, plant and equipment that qualifies as an asset is measured on initial recognition at cost. Following initial recognition, items of property, plant and equipment are carried at its cost less accumulated depreciation and accumulated impairment losses.

The cost of an item of property, plant and equipment comprises of its purchase price including import duties and other non refundable purchase taxes or levies, directly attributable cost of bringing the asset to its working condition for its intended use and the initial estimate of decommissioning, restoration and similar liabilities, if any. Any trade discounts and rebates are deducted in arriving at the purchase price. Cost includes cost of replacing a part of a plant and equipment if the recognition criteria are met. Expenses directly attributable to new manufacturing facility during its construction period are capitalised if the recognition criteria are met. Expenditure related to plans, designs and drawings of buildings or plant and machinery is capitalised under relevant heads of property, plant and equipment if the recognition criteria are met.

Subsequent costs are included in the asset's carrying amount or recognised as a separate asset, as appropriate, only when it is probable that future economic benefits associated with the item will flow to the Company and the cost of the item can be measured reliably.

Freehold land is stated at cost and not depreciated.

An item of Property, Plant and Equipment is derecognised upon disposal or when no future economic benefits are expected to arise from the continued use of the asset. Any gain or loss arising on the disposal or retirement of an item of Property, Plant and Equipment is determined as the difference between the sales proceeds and the carrying amount of the asset and is recognised in Statement of Profit and Loss.

The Company had elected to consider the carrying value of all its property, plant and equipment appearing in the Financial Statements prepared in accordance with Accounting Standards notified under the Section 133 of the Companies Act, 2013, read together with Rule 7 of the Companies (Accounts) Rules, 2014 and used the same as deemed cost in the opening Ind AS Balance Sheet prepared on 1<sup>st</sup> April 2015.

**2.9.2 Capital Work-in-Progress**

Properties in the course of construction for production, supply or administrative purposes are carried at cost, less any recognised impairment loss. Cost includes professional fees and, for qualifying assets, borrowing costs capitalised in accordance with the Company's accounting policy. Such properties are classified and capitalised to the appropriate categories of Property, Plant and Equipment when completed and ready for intended use. Depreciation of these assets, on the same basis as other property assets, commences when the assets are ready for their intended use.

**2.9.3 Depreciation**

Depreciation is recognised so as to write off the cost of assets (other than Freehold Land and Capital Work-in-Progress) less their residual values over their useful lives, using the straight-line method as per the useful life prescribed in Schedule II to the Companies Act, 2013.

For certain items of Property, Plant and Equipment, the Company depreciates over estimated useful life which are different from the useful lives prescribed under Schedule II to the Companies Act, 2013 which is based upon technical assessment made by technical expert and management estimate. The management believes that these estimated useful lives are realistic and reflect fair approximation of the period over which the assets are likely to be used. The estimated useful lives, residual values and depreciation method are reviewed at the end of each reporting period, with the effect of any changes in estimate accounted for on a prospective basis.

Depreciation on addition/disposal is provided on a pro-rata basis.

The estimated useful lives are as mentioned below:

Type of Asset	Useful Life
Buildings	30 - 60 years
Plant and Machinery	6 - 25 years
Vehicles	8 - 10 years
Furniture and Fixtures	10 years
Office Equipment	3 - 6 years

**2.10 Intangible Assets****2.10.1 Intangible assets acquired separately**

Intangible assets with finite useful lives that are acquired separately are carried at cost less accumulated amortisation and accumulated impairment losses. Amortisation is recognised on a straight-line basis over their estimated useful lives. The estimated useful life and amortisation method are reviewed at the end of each reporting period, with the effect of any changes in estimate being accounted for on a prospective basis.

Intangible assets with indefinite useful lives that are acquired separately are carried at cost less accumulated impairment losses.

The Company had elected to consider the carrying value of all its intangible assets appearing in the Financial Statements prepared in accordance with Accounting Standards notified under the Section 133 of the Companies Act, 2013, read together with Rule 7 of the Companies (Accounts) Rules, 2014 and used the same as deemed cost in the opening Ind AS Balance Sheet prepared on 1<sup>st</sup> April 2015.

**2.10.2 Intangible assets acquired in a business combination**

Intangible assets acquired in a business combination and recognised separately from goodwill are initially recognised at their fair value at the acquisition date (which is regarded as their cost).

Subsequent to initial recognition, intangible assets acquired in a business combination are reported at cost less accumulated amortisation and accumulated impairment losses, on the same basis as intangible assets that are acquired separately.

The Company had elected to consider the carrying value of all its intangible assets appearing in the Financial Statements prepared in accordance with Accounting Standards notified under the Section 133 of the Companies Act, 2013, read together with Rule 7 of the Companies (Accounts) Rules, 2014 and used the same as deemed cost in the opening Ind AS Balance Sheet prepared on 1<sup>st</sup> April 2015.

**2.10.3 Internally generated Intangible Assets – Research and Development Expenditure**

Expenditure on research activities is recognised in Statement of Profit and Loss in the period in which it is incurred.

An internally generated intangible asset arising from development is recognised if and only if it meets the recognition criteria of intangible assets. The amount initially recognised is the sum total of expenditure incurred from the date when the intangible asset first meets the recognition criteria. Where no intangible asset can be recognised, development expenditure is recognised in Statement of Profit and Loss in the period in which it is incurred.

Subsequent to initial recognition, internally generated intangible assets are reported at cost less accumulated amortisation and accumulated impairment losses, on the same basis as intangible assets acquired separately.

**2.10.4 Useful lives of Intangible Assets**

Estimated useful lives of the Intangible Assets are as follows:

Type of Asset	Useful Life
Computer Software	6 years
Technical Knowhow	10 years
Non-Compete Fees	7-10 years
Distribution Network	15 years
Copyrights	Indefinite Life
Trademarks	Indefinite Life/ 10 years

**2.11 Impairment of Tangible and Intangible Assets other than Goodwill**

At the end of each reporting period, the Company reviews the carrying amounts of its tangible and intangible assets to determine whether there is any indication that those assets have suffered an impairment loss. If any such indication exists, the recoverable amount of the asset is estimated in order to determine the extent of the impairment loss (if any). When it is not possible to estimate the recoverable amount of an individual asset, the Company estimates the recoverable amount of the cash-generating unit to which the asset belongs. When a reasonable and consistent basis of allocation can be identified, corporate assets are also allocated to individual cash-generating units, or otherwise they are allocated to the smallest group of cash-generating units for which a reasonable and consistent allocation basis can be identified.

Intangible assets with indefinite useful lives and intangible assets not yet available for use are tested for impairment at least annually, and whenever there is an indication that the asset may be impaired. Intangible assets with indefinite useful lives are tested for impairment annually at the cash-generating unit level. The assessment of indefinite useful life is reviewed annually to determine whether the indefinite life continues to be supportable. If not, the change in useful life from indefinite to finite is made on a prospective basis.

Recoverable amount is the higher of fair value less costs of disposal and value in use. If the recoverable amount of the asset (or cash-generating unit) is estimated to be less than its carrying amount, the carrying amount of the asset (or cash-generating unit) is reduced to its recoverable amount. An impairment loss is recognised in Statement of Profit and Loss.

**2.12 Inventories**

Inventories are valued at lower of cost and net realisable value.

Cost of inventories is determined on weighted average. Cost for this purpose includes cost of direct materials, direct labour and appropriate share of overheads. However, materials and other items held for use in production of inventories are not written down below cost if the finished goods in which they will be incorporated are expected to be sold at or above cost. The comparison of cost and net realisable value is made on an item-by-item basis. Net realisable value represents the estimated selling price in the ordinary course of business less all estimated costs of completion and estimated costs necessary to make the sale.

Obsolete, defective, unserviceable and slow / non-moving stocks are duly provided for and valued at net realisable value.

**2.13 Provisions and Contingencies**

A provision is recognised when as a result of past event, the Company has a present legal or constructive obligation which can be reliably estimated and it is probable that an outflow of economic benefit will be required to settle the obligation.

Provisions (excluding retirement benefits) are determined based on the best estimate required to settle the obligation at the balance sheet date, taking into account the risks and uncertainties surrounding the obligation. These are reviewed at each balance sheet date and adjusted to reflect the current best estimates.

A disclosure for a contingent liability is made when there is a possible obligation or a present obligation that may, but probably will not require an outflow of resources embodying economic benefits or the amount of such obligation cannot be measured reliably. When there is a possible obligation or a present obligation in respect of which likelihood of outflow of resources embodying economic benefits is remote, no provision or disclosure is made.

**2.14 Financial Instruments****2.14.1 Initial Recognition and Measurement**

Financial assets and financial liabilities are recognised when the Company becomes a party to the contractual provisions of the instruments.

All financial assets and financial liabilities are initially measured at fair value, except for trade receivables without a significant financing component which are initially measured at transaction price. Transaction costs that are directly attributable to the acquisition or issue of financial assets and financial liabilities (other than financial assets and financial liabilities at fair value through profit or loss) are added to or deducted from the value of the financial assets or financial liabilities, as appropriate, on initial recognition. Transaction costs directly attributable to the acquisition of financial assets or financial liabilities at Fair Value through Profit or Loss (FVTPL) are recognised in the Statement of Profit and Loss.

**2.14.2 Subsequent measurement of Financial Assets**

All recognised financial assets are subsequently measured in their entirety at either amortised cost or fair value, depending on the classification of the financial assets. Debt instruments that meet conditions based on purpose of holding assets and contractual terms of instrument are subsequently measured at amortised cost using effective interest method.

All other financial assets are measured at fair value.

Income is recognised on an effective interest basis for debt instruments other than those financial assets classified as Fair Value Through Profit or Loss. Interest income is recognised in profit or loss and is included in the "Other income" line item.

Investments in Subsidiaries and Associates are carried at cost less accumulated impairment losses, if any. Where an indication of impairment exists, the carrying amount of the investment is assessed and written down immediately to its recoverable amount. On disposal of investments in subsidiaries, associates and joint venture, the difference between net disposal proceeds and the carrying amounts are recognised in the standalone statement of profit and loss.

**2.14.3 Impairment of Financial Assets**

The Company recognises loss allowance using expected credit loss model for financial assets which are not measured at Fair Value Through Profit or Loss. Expected credit losses are weighted average of credit losses with the respective risks of default occurring as the weights. Credit loss is the difference between all contractual cash flows that are due to the Company in accordance with the contract and all the cash flows that the Company expects to receive, discounted at original effective rate of interest.

For Trade receivables, the Company measures loss allowance at an amount equal to lifetime expected credit losses. The Company computes expected credit loss allowance based on a provision matrix which takes into account historical credit loss experience and adjusted for forward-looking information.

**2.14.4 Financial Liabilities and equity instruments****2.14.4.1 Classification of debt or equity**

Debt or equity instruments issued by the Company are classified as either financial liabilities or as equity in accordance with the substance of the contractual arrangements and the definitions of financial liability and equity instrument.

**2.14.4.2 Equity Instruments**

An equity instrument is any contract that evidences a residual interest in the assets of an entity after deducting all of its liabilities. Equity instruments issued by the Company are recognised at the proceeds received, net of direct issue costs.

**2.14.4.3 Financial Liabilities**

All financial liabilities (other than derivative financial instruments) are measured at amortised cost using effective interest method at the end of reporting periods.

**2.14.5 Derecognition of Financial Assets and Liabilities**

The Company derecognises a financial asset when the contractual rights to the cash flows from the financial asset expire, or when the Company transfers the contractual rights to receive the cash flows of the financial asset in which substantially all the risks and rewards of ownership of the financial asset are transferred, or in which the Company neither transfers nor retains substantially all the risks and rewards of ownership of the financial asset and does not retain control of the financial asset.



The Company derecognises a financial liability (or a part of financial liability) when the contractual obligation is discharged, cancelled or expired. The difference between the carrying amount of the financial liability derecognised and the consideration paid is recognised in the Statement of Profit and Loss.

Financial assets and financial liabilities are offset and the net amount is reported in the Balance Sheet if there is a currently enforceable legal right to offset the recognised amounts and there is an intention to settle on a net basis or to realise the asset and settle the liability simultaneously.

#### 2.14.6 Derivative Financial Instruments

The Company holds derivative financial instruments such as foreign exchange forward contracts to manage its exposure to foreign currency exchange rate risks. Also, the Company has an option to purchase and the seller has an option to sell balance stake in equity share capital of certain partly owned subsidiary(ies).

Derivatives are initially recognised at fair value at the date the contracts are entered into. Subsequent to initial recognition, these contracts are measured at fair value at the end of each reporting period and changes are recognised in Statement of Profit and Loss.

#### 2.15 Cash Flow Statement

Cash flows are reported using the indirect method, whereby profit / loss before tax for the period is adjusted for the effects of transactions of non-cash nature, any deferrals or accruals of past or future operating cash receipts or payments. Cash Flows from operating, investing and financing activities of the Company are segregated.

Cash and Cash Equivalents for the purpose of Cash Flow Statement comprise of cash at bank, cash in hand and short-term deposits with an original maturity of three months or less, as reduced by bank overdrafts.

#### 2.16 Segment Reporting

The Company identifies primary segments based on the dominant source, nature of risks and returns and the internal organisation and management structure. The operating segments are the segments for which separate financial information is available and for which operating profit / loss amounts are evaluated regularly by the Chief Operating Decision Maker (CODM) in deciding how to allocate resources and in assessing performance.

The accounting policies adopted for segment reporting are in line with the accounting policies of the Company. Segment revenue, segment expenses, segment assets and segment liabilities have been identified to segments on the basis of their relationship to the operating activities of the segment. Inter-segment revenue is accounted on the basis of cost plus margins. Revenue, expenses, assets and liabilities which relate to the Company as a whole and are not allocable to segments on reasonable basis have been included under "unallocated revenue/expenses/assets/liabilities" respectively.

#### 2.17 Employee Benefits

Employee benefits include Provident Fund, Superannuation Fund, Employee State Insurance Scheme, Gratuity Fund, Compensated Absences, Anniversary Awards, Premature Death Pension Scheme and Total Disability Pension Scheme.

##### 2.17.1 Defined Contribution Plans

The Company's contribution to Provident Fund, Superannuation Fund, National Pension Scheme and Employee State Insurance Scheme are considered as defined contribution plans and are charged as an expense based on the amount of contribution required to be made and when services are rendered by the employees.

##### 2.17.2 Defined Benefit Plans

For Defined Benefit Plans in the form of Gratuity Fund, the cost of providing benefits is determined using the Projected Unit Credit method, with actuarial valuations being carried out at each balance sheet date. Remeasurement, comprising actuarial gains and losses and the return on plan assets (excluding net interest) is reflected immediately in the Balance Sheet with a charge or credit recognised in Other Comprehensive Income in the period in which they occur. Remeasurement recognised in Other Comprehensive Income is reflected immediately in retained earnings and is not reclassified to profit or loss. Past service cost is recognised immediately for both vested and the non-vested portion. The retirement benefit obligation recognised in the Balance Sheet represents the present value of the defined benefit obligation, as reduced by the fair value of scheme assets. Any asset resulting from this calculation is limited taking into account the present value of available refunds and reductions in future contributions to the schemes.

##### 2.17.3 Short-Term and Other Long-Term Employee Benefits

A liability is recognised for benefits accruing to employees in respect of wages and salaries, annual leave and sick leave in the period the related service is rendered at the undiscounted amount of the benefits expected to be paid in exchange for that service. The Company determines the liability for such accumulated leaves using the Projected Accrued Benefit method with actuarial valuations being carried out at each Balance Sheet date.

Liabilities recognised in respect of short-term employee benefits are measured at the undiscounted amount of the benefits expected to be paid in exchange for the related service.

Liabilities recognised in respect of other long-term employee benefits are measured at the present value of the estimated future cash outflows expected to be made by the Company in respect of services provided by employees up to the reporting date.

The Company presents the above liability/(asset) as current and noncurrent in the Balance Sheet as per actuarial valuation by the independent actuary; however, the entire liability towards gratuity is considered as current as the Company will contribute this amount to the gratuity fund within the next twelve months.

#### 2.18 Earnings per share

The Company presents basic and diluted earnings per share ("EPS") data for its equity shares. Basic EPS is calculated by dividing the profit or loss attributable to equity shareholders of the Company by the weighted average number of equity shares outstanding during the period. Diluted EPS is determined by adjusting the profit or loss attributable to equity shareholders and the weighted average number of equity shares outstanding for the effects of all dilutive potential ordinary shares, which includes all stock options granted to employees.

The number of equity shares and potentially dilutive equity shares are adjusted retrospectively for all periods presented for any share splits and bonus shares issues including for changes effected prior to the approval of the financial statements by the Board of Directors.

#### 2.19 Assets held for sale

Sale of business is classified as held for sale, if their carrying amount is intended to be recovered principally through sale rather than through continuing use. The condition for classification as held for sale is met when disposal business is available for immediate sale and the same is highly probable of being completed within one year from the date of classification as held for sale.

#### 2.20 Discontinued operations

A discontinued operation is a component of the Company's business that represents a separate line of business that has been disposed of or is held for sale, or is a subsidiary acquired exclusively with a view to resale. Classification as a discontinued operation occurs upon the earlier of disposal or when the operation meets the criteria to be classified as held for sale.

#### 2.21 Non-current assets and disposal groups held for sale

Assets of disposal groups that is available for immediate sale and where the sale is highly probable of being completed within one year from the date of classification are considered and classified as assets held for sale. Non-current assets and disposal groups held for sale are measured at the lower of carrying amount and fair value less costs to sell.

### 3 Critical Accounting Judgements and key sources of Estimation Uncertainty

The preparation of the Company's financial statements requires management to make judgements, estimates and assumptions that affect the application of accounting policies, reported amounts of assets, liabilities, income and expenses, and accompanying disclosures, and the disclosure of contingent liabilities. The estimates and associated assumptions are based on historical experience and other factors that are considered to be relevant. Actual results may differ from these estimates.

The estimates and underlying assumptions are reviewed on an ongoing basis. Revisions to accounting estimates are recognised in the period in which the estimate is revised if the revision affects only that period or in the period of the revision and future periods if the revision affects both current and future periods.

#### 3.1 Key accounting judgements, assumptions and estimates

The key assumptions concerning the future and other key sources of estimation uncertainty at the reporting date, that have a significant risk of causing a material adjustment to the carrying amounts of assets and liabilities within the next financial year, are described below:

##### 3.1.1 Impairment of investments in subsidiaries

Investment in subsidiaries is measured at cost and tested for impairment annually. For impairment testing, management determines recoverable amount, using cash flow projections which take into account past experience and represent management's best estimate about future developments. Key assumptions on which management has based its determination of recoverable amount include estimated long term growth rates, weighted average cost of capital and estimated operating margins. Management obtains fair value of investments from independent valuation experts.

**3.1.2 Impairment of Goodwill and Other Intangible Assets**

Goodwill and Other Intangible Assets (i.e. trademarks and copyrights) are tested for impairment on an annual basis. Recoverable amount of cash-generating units is determined based on higher of value-in-use and fair value less cost to sell. The impairment test is performed at the level of the cash-generating unit or groups of cash-generating units which are benefitting from the synergies of the acquisition and which represents the lowest level at which the intangibles are monitored for internal management purposes.

Market related information and estimates are used to determine the recoverable amount. Key assumptions on which management has based its determination of recoverable amount include estimated long term growth rates, weighted average cost of capital and estimated operating margins. Cash flow projections take into account past experience and represent management's best estimate about future developments.

**3.1.3 Employee related provisions**

The costs of long term and short term employee benefits are estimated using assumptions by the management. These assumptions include rate of increase in compensation levels, discount rates, expected rate of return on assets and attrition rates (disclosed in Note 46)

**3.1.4 Income taxes**

Significant judgements are involved in availability of future taxable profits for the calculation of advance tax and deferred tax, and determining provision for income taxes and uncertain tax positions (disclosed in Note 49).

**3.1.5 Property, Plant and Equipment and Other Intangible Assets**

The useful lives and residual values of Company's assets are determined by the management at the time the asset is acquired. These estimates are reviewed annually by the management. The lives are based on historical experience with similar assets as well as anticipation of future events, which may impact their life, such as changes in technical or commercial obsolescence arising from changes or improvements in production or from a change in market demand of the product or service output of the asset.

The Company has estimated the useful life for its copyrights and trademark as indefinite on the basis of renewal of legal rights and the management's intention to keep it perpetually.

**3.1.6 Leases**

The Company evaluates if an arrangement qualifies to be a lease as per the requirements of Ind AS 116. Identification of a lease requires significant judgment. The Company uses significant judgement in assessing the lease term (including anticipated renewals) and the applicable discount rate.

Ind AS 116 requires lessees to determine the lease term as the non-cancellable period of a lease adjusted with any option to extend or terminate the lease, if the use of such option is reasonably certain. The Company makes an assessment on the expected lease term on a lease-by-lease basis and thereby assesses whether it is reasonably certain that any options to extend or terminate the contract will be exercised. In evaluating the lease term, the Company considers factors such as any significant leasehold improvements undertaken over the lease term, costs relating to the termination of the lease and the importance of the underlying asset to operations taking into account the location of the underlying asset and the availability of suitable alternatives. The lease term in future periods is reassessed to ensure that the lease term reflects the current economic circumstances.

The discount rate is generally based on the incremental borrowing rate specific to the lease being evaluated or for a portfolio of leases with similar characteristics.

**3.1.7 Recent accounting pronouncements**

Ministry of Corporate Affairs ("MCA") notifies new standards or amendments to the existing standards under Companies (Indian Accounting Standards) Rules as issued from time to time. For the year ended 31<sup>st</sup> March 2024, MCA has not notified any new standards or amendments to the existing standards applicable to the Company.

(₹ in crores)

4 Property, Plant and Equipment and Capital Work-In-Progress		
Carrying Amounts	As at 31 <sup>st</sup> March 2024	As at 31 <sup>st</sup> March 2023
• Freehold Land	104.87	100.98
• Buildings	761.20	482.01
• Plant and Equipments	906.78	777.07
• Vehicles	8.49	7.19
• Furniture and Fixtures	51.47	31.98
• Office Equipment	64.27	44.14
	1,897.08	1,443.37
Capital Work-In-Progress	135.46	351.00
<b>TOTAL</b>	<b>2,032.54</b>	<b>1,794.37</b>

	Freehold Land	Buildings	Plant and Equipments	Vehicles	Furniture and Fixtures	Office Equipment	TOTAL
<b>Gross Carrying Amount</b>							
<b>Balance as at 1<sup>st</sup> April 2022</b>	100.69	540.14	1,573.55	18.99	88.49	146.11	2,467.97
Additions	0.29	83.47	170.45	2.79	6.89	18.31	282.20
Disposals / Adjustments	-	(0.51)	(35.60)	(0.47)	(0.69)	(6.62)	(43.89)
<b>Balance as at 31<sup>st</sup> March 2023</b>	100.98	623.10	1,708.40	21.31	94.69	157.80	2,706.28
Additions	3.89	310.93	296.63	2.37	26.28	39.53	679.63
Disposals/ Adjustments	-	(12.65)	(111.78)	(2.63)	(0.81)	(7.47)	(135.34)
Transfer to Asset held for sale	-	-	(10.38)	-	-	-	(10.38)
<b>Balance as at 31<sup>st</sup> March 2024</b>	104.87	921.38	1,882.87	21.05	120.16	189.86	3,240.19

<b>Accumulated Depreciation and Impairment</b>							
<b>Balance as at 1<sup>st</sup> April 2022</b>	-	(119.13)	(850.85)	(13.25)	(58.15)	(103.82)	(1,145.20)
Disposals/ Adjustments	-	0.19	31.81	0.44	0.66	6.05	39.15
Depreciation expense	-	(22.15)	(112.29)	(1.31)	(5.22)	(15.89)	(156.86)
<b>Balance as at 31<sup>st</sup> March 2023</b>	-	(141.09)	(931.33)	(14.12)	(62.71)	(113.66)	(1,262.91)
Disposals/ Adjustments	-	8.68	83.28	2.48	0.76	7.03	102.23
Depreciation expense	-	(27.77)	(135.01)	(0.92)	(6.74)	(18.96)	(189.40)
Transfer to Asset held for sale	-	-	6.97	-	-	-	6.97
<b>Balance as at 31<sup>st</sup> March 2024</b>	-	(160.18)	(976.09)	(12.56)	(68.69)	(125.59)	(1,343.11)

<b>Net Carrying Amount</b>							
<b>Balance as at 31<sup>st</sup> March 2023</b>	100.98	482.01	777.07	7.19	31.98	44.14	1,443.37
<b>Balance as at 31<sup>st</sup> March 2024</b>	104.87	761.20	906.78	8.49	51.47	64.27	1,897.08

- Buildings includes shares of co-operative societies of ₹ 0.01 crores (₹ 0.01 crores as at 31<sup>st</sup> March 2023)
- Title deeds of all immovable properties are held in the name of the company, except for the leasehold land situated in Maharashtra having a gross carrying value of ₹ 0.55 crores held in the name of CIPY Polyurethanes Private Limited for the period of two years. The title deed is in the name of erstwhile company that was amalgamated with the Company pursuant to Scheme of amalgamation sanctioned by the Hon'ble National Company Law Tribunal, Mumbai on 23<sup>rd</sup> March 2022.

## Notes:

(₹ in crores)

a) Capital Work in Progress (CWIP)					
	As at 31 <sup>st</sup> March 2024		As at 31 <sup>st</sup> March 2023		
• Opening Balance	351.00		207.34		
• Additions during the year	468.93		425.86		
• Capitalised during the year	(679.63)		(282.20)		
• Write off	(4.84)		-		
<b>Closing Balance</b>	<b>135.46</b>		<b>351.00</b>		
CWIP Ageing Schedule					
	CWIP for a period of				TOTAL
	Less than 1 year	1-2 years	2-3 years	More than 3 years	
Projects in Progress	110.87	3.39	3.29	17.91	135.46
	(255.44)	(46.57)	(9.15)	(39.84)	(351.00)
Projects temporarily suspended	-	-	-	-	-
	(-)	(-)	(-)	(-)	(-)
Figures in brackets () represents previous year					
b) There are no material projects under capital-work-in progress, whose completion is overdue or has exceeded its cost compared to its original plan					
c) Assets given under lease included in Note 4 & Note 5 are as under:					
	As at 31 <sup>st</sup> March 2024		As at 31 <sup>st</sup> March 2023		
Carrying Amounts					
• Freehold Land	19.86		14.99		
• Leasehold Land	6.34		6.40		
• Buildings	58.60		39.42		
• Plant and Equipments	3.98		1.07		
<b>TOTAL</b>	<b>88.78</b>		<b>61.88</b>		
Gross Carrying Amount					
Balance as at 1 <sup>st</sup> April 2022	14.99	6.50	47.93	5.50	74.92
Additions	-	-	5.44	0.55	5.99
Balance as at 31 <sup>st</sup> March 2023	14.99	6.50	53.37	6.05	80.91
Additions	4.87	-	21.49	3.63	29.99
Disposals	-	-	-	(5.49)	(5.49)
Balance as at 31 <sup>st</sup> March 2024	19.86	6.50	74.86	4.19	105.41
Accumulated Depreciation and Impairment					
Balance as at 1 <sup>st</sup> April 2022	-	(0.04)	(11.65)	(4.93)	(16.62)
Depreciation expense	-	(0.06)	(2.30)	(0.05)	(2.41)
Balance as at 31 <sup>st</sup> March 2023	-	(0.10)	(13.95)	(4.98)	(19.03)
Disposals/ Adjustments	-	-	-	4.97	4.97
Depreciation expense	-	(0.06)	(2.31)	(0.20)	(2.57)
Balance as at 31 <sup>st</sup> March 2024	-	(0.16)	(16.26)	(0.21)	(16.63)
Net Carrying Amount					
Balance as at 31 <sup>st</sup> March 2023	14.99	6.40	39.42	1.07	61.88
Balance as at 31 <sup>st</sup> March 2024	19.86	6.34	58.60	3.98	88.78

(₹ in crores)

5 Right of Use Assets				
	As at 31 <sup>st</sup> March 2024		As at 31 <sup>st</sup> March 2023	
Carrying Amounts				
Leasehold Land	116.12		114.99	
Leasehold Buildings	179.36		157.96	
Leasehold Improvements	18.17		-	
<b>TOTAL</b>	<b>313.65</b>		<b>272.95</b>	
Gross Carrying Amount				
Balance as at 1 <sup>st</sup> April 2022	95.22	155.39	-	250.61
Additions	28.64	117.46	-	146.10
Disposals/ Adjustments	(0.38)	(3.06)	-	(3.44)
Balance as at 31 <sup>st</sup> March 2023	123.48	269.79	-	393.27
Additions	4.39	74.17	19.58	98.14
Disposals/ Adjustments	-	(3.36)	-	(3.36)
Balance as at 31 <sup>st</sup> March 2024	127.87	340.60	19.58	488.05
Accumulated Depreciation				
Balance as at 1 <sup>st</sup> April 2022	(5.26)	(74.40)	-	(79.66)
Depreciation expense	(3.23)	(38.80)	-	(42.03)
Disposals/ Adjustments	-	1.37	-	1.37
Balance as at 31 <sup>st</sup> March 2023	(8.49)	(111.83)	-	(120.32)
Depreciation expense	(3.26)	(51.60)	(1.41)	(56.27)
Disposals/ Adjustments	-	2.19	-	2.19
Balance as at 31 <sup>st</sup> March 2024	(11.75)	(161.24)	(1.41)	(174.40)
Net Carrying Amount				
Balance as at 31 <sup>st</sup> March 2023	114.99	157.96	-	272.95
Balance as at 31 <sup>st</sup> March 2024	116.12	179.36	18.17	313.65



(₹ in crores)

6 Goodwill and Other Intangible Assets		
	As at 31 <sup>st</sup> March 2024	As at 31 <sup>st</sup> March 2023
<b>Carrying Amounts</b>		
Goodwill	1,184.85	1,184.85
<b>Total Goodwill (A)</b>	<b>1,184.85</b>	<b>1,184.85</b>
<b>Other Intangible Assets</b>		
• Trademark	1,335.68	1,329.09
• Computer Software	10.64	14.22
• Copyrights	4.48	4.48
• Technical Knowhow Fees	22.23	8.09
• Distribution Network	166.02	180.36
• Non Compete Fees	-	-
<b>Total Other Intangible Assets (B)</b>	<b>1,539.05</b>	<b>1,536.24</b>
<b>Total Intangible Assets (A)+(B)</b>	<b>2,723.90</b>	<b>2,721.09</b>

	Goodwill	Trademark	Computer Software	Copyrights	Technical Knowhow Fees	Distribution Network	Non Compete Fees	TOTAL
<b>Gross Carrying Amount</b>								
Balance as at 1 <sup>st</sup> April 2022	1184.85	1,329.09	59.03	4.48	39.74	215.00	4.54	2,836.73
Additions	-	-	2.44	-	-	-	-	2.44
Balance as at 31 <sup>st</sup> March 2023	1,184.85	1,329.09	61.47	4.48	39.74	215.00	4.54	2,839.17
Additions	-	6.83	0.98	-	18.08	-	-	25.89
Balance as at 31 <sup>st</sup> March 2024	1,184.85	1,335.92	62.45	4.48	57.82	215.00	4.54	2,865.06

<b>Accumulated Amortisation and Impairment losses</b>								
Balance as at 1 <sup>st</sup> April 2022	-	-	(42.31)	-	(27.84)	(20.31)	(4.54)	(95.00)
Amortisation expense	-	-	(4.94)	-	(3.81)	(14.33)	-	(23.08)
Balance as at 31 <sup>st</sup> March 2023	-	-	(47.25)	-	(31.65)	(34.64)	(4.54)	(118.08)
Amortisation expense	-	(0.24)	(4.56)	-	(3.94)	(14.34)	-	(23.08)
Balance as at 31 <sup>st</sup> March 2024	-	(0.24)	(51.81)	-	(35.59)	(48.98)	(4.54)	(141.16)

<b>Net Carrying Amount</b>								
Balance as at 31 <sup>st</sup> March 2023	1,184.85	1,329.09	14.22	4.48	8.09	180.36	-	2,721.09
Balance as at 31 <sup>st</sup> March 2024	1,184.85	1,335.68	10.64	4.48	22.23	166.02	-	2,723.90

(₹ in crores)

<b>Goodwill pertaining to following cash generating unit ("CGU")</b>		
	As at 31 <sup>st</sup> March 2024	As at 31 <sup>st</sup> March 2023
Consumer & Bazaar	1,127.23	1,127.23
Business to Business	57.62	57.62
<b>Total</b>	<b>1,184.85</b>	<b>1,184.85</b>

The Company has estimated the useful life for its copyrights and trademark pertaining to consumer & bazaar CGU ₹ 1,314.39 crores (₹ 1,314.39 crores as at 31<sup>st</sup> March 2023) as indefinite on the basis of renewal of legal rights and the management's intention to keep it perpetually.

**Goodwill, Copyrights and Trademark**

Goodwill, copyrights and trademark in the books of the Company pertain to Consumer and Bazaar & Business to Business of the Company.

At the end of each reporting period, the Company reviews carrying amount of goodwill, copyrights and trademark to determine whether there is any indication that goodwill, copyrights and trademark has suffered any impairment loss. Accordingly, recoverable amount of goodwill, copyrights and trademark is arrived basis projected cashflows from Consumer and Bazaar business & Business to Business.

Recoverable amount of goodwill, copyrights and trademark exceeds the carrying amount of goodwill, copyrights and trademark in the books as on 31<sup>st</sup> March 2024 and as on 31<sup>st</sup> March 2023. Further there are no external indications of impairment of goodwill, copyrights and trademark. As a result, no impairment loss on goodwill, copyrights and trademark is required to be recognised.

**Projected cashflows from Consumer and Bazaar business and Business to Business**

The recoverable amount of this cash-generating unit is determined based on a value in use calculation which uses cash flow projections based on financial budgets approved by the management for next year, estimates prepared for the next 4 years thereafter and a discount rate of 13.5% per annum (12.7% per annum as at 31<sup>st</sup> March 2023).

Cash flow projections during the budget period are based on the same expected gross margins and raw materials price inflation throughout the budget period. The cash flows beyond that five-year period have been extrapolated using a steady 7% per annum (7% per annum as at 31<sup>st</sup> March 2023) growth rate. The management believes that any reasonably possible change in the key assumptions on which recoverable amount is based would not cause the aggregate carrying amount to exceed the aggregate recoverable amount of the cash-generating unit.

The key assumptions used in the value in use calculations for Consumer and Bazaar and Business to Business cash-generating unit are as follows:

<b>Budgeted sales growth</b>	Sales growth is assumed at <b>12.4%</b> (CAGR) (12.8% as at 31 <sup>st</sup> March 2023) for Consumer and Bazaar business and at <b>12.1%</b> (CAGR) (10.9% as at 31 <sup>st</sup> March 2023) for Business to Business which is in line with current year projections. The values assigned to the assumption reflect past experience and current market scenario and are consistent with the managements' plans for focusing operations in these markets. The management believes that the planned sales growth per year for the next five years is reasonably achievable.
<b>Raw materials price inflation</b>	Forecast for Material cost growth CAGR higher by <b>0.2%</b> (0.2% as at 31 <sup>st</sup> March 2023) vs. sales growth, considering impact of commodity cost inflation.
<b>Other budgeted costs</b>	Commercial spends (schemes and A&SP) are kept consistent to sales growth. Other fixed costs are in line with the current year's growth.

7 Investments - Non-Current				
	As at 31 <sup>st</sup> March 2024		As at 31 <sup>st</sup> March 2023	
	Qty	₹ in crores	Qty	₹ in crores
<b>Non-Current Investments</b>				
<b>A] Investment in Equity Instruments</b>				
i) Quoted:				
Investment in Associates (fully paid up) (at cost)				
Equity Shares of ₹ 1 each of Vinyl Chemicals (India) Ltd	74,51,540	1.18	74,51,540	1.18
<b>TOTAL Quoted (i)</b>		<b>1.18</b>		<b>1.18</b>
ii) Unquoted:				
Investment in Subsidiaries (fully paid up) (at cost unless otherwise stated)				
• Equity Shares of USD 1 each of Pidilite International Pte Ltd [refer Note 54(b)]	2,70,07,156	142.02	2,70,07,156	142.02
• Equity Shares of AED 1 each of Pidilite Middle East Ltd [Impairment in value of investments ₹ 65.92 crores (₹ 65.92 crores as at 31 <sup>st</sup> March 2023)] [refer Note 54(c)]	10,37,65,030	167.06	10,37,65,030	167.06
• Equity Shares of BRL 1 each of Pulvitec do Brasil Industria e Comercio de Colas e Adesivos Ltda [refer Note 54(f)] [Impairment in value of investments ₹ NIL crores (₹ 110.20 crores as at 31 <sup>st</sup> March 2023)]	-	-	7,43,02,867	175.04
• Equity Shares of USD 1 each of Pidilite USA Inc [refer Note 54(e)]	27,80,000	12.19	1,47,80,000	64.77
• Equity Shares of EGP 100 each of Pidilite Industries Egypt SAE	7,396	0.54	7,396	0.54
• Equity Shares of BIRR 100 each of Pidilite Chemical PLC [Impairment in value of investments ₹ 4.54 crores (₹ 4.54 crores as at 31 <sup>st</sup> March 2023)]	1,77,159	4.54	1,77,159	4.54
• Equity Shares of ₹ 10 each of Fevicol Company Ltd	2,69,260	2.24	2,69,260	2.24
• Equity Shares of ₹ 10 each of Pagel Concrete Technologies Pvt Ltd [Impairment in value of investments ₹ 0.84 crores (₹ 0.84 crores as at 31 <sup>st</sup> March 2023)]	80,000	0.84	80,000	0.84
• Equity Shares of ₹ 10 each of Bhimad Commercial Company Pvt Ltd	10,000	0.02	10,000	0.02
• Equity Shares of ₹ 10 each of Pidilite Ventures Pvt Ltd [refer Note 54] (formerly known as Madhumala Ventures Pvt Ltd)	3,36,000	270.10	2,75,500	220.08
• Equity Shares of ₹ 10 each of Building Envelope Systems India Ltd	50,10,000	8.88	50,10,000	8.88
• Equity Shares of ₹ 10 each of Nina Percept Pvt Ltd [refer Note 54(d)]	15,95,189	178.67	8,79,999	70.99
• Equity Shares of ₹ 10 each of ICA Pidilite Pvt Ltd	32,73,124	114.68	32,73,124	114.68
• Equity contribution towards 100% Membership Interest in Pidilite Ventures LLC	1	7.41	1	7.41
• Equity Shares of ₹ 10 each of Pidilite Litokol Pvt Ltd [refer Note 54(b)]	15,60,000	27.10	15,60,000	27.10
• Equity Shares of ₹ 10 each of Pidilite Grupo Puma Manufacturing Ltd [refer Note 54(c)]	13,78,650	37.20	9,19,100	24.75
• Equity Shares of ₹ 10 each of Pidilite C Techos Walling Ltd	10,90,796	1.82	10,90,796	1.82
• Equity Shares of ₹ 100 each of Tenax Pidilite India Pvt Ltd	42,000	84.66	42,000	84.66
Less: Impairment in value of Investments		(71.29)		(181.49)
<b>TOTAL Unquoted (ii)</b>		<b>988.68</b>		<b>935.95</b>
<b>Total Investment in Equity Instruments [(i)+(ii)] [A]</b>		<b>989.86</b>		<b>937.13</b>

	As at 31 <sup>st</sup> March 2024		As at 31 <sup>st</sup> March 2023	
	Qty	₹ in crores	Qty	₹ in crores
<b>B] Investment in Preference Shares (at FVTPL) (Quoted)</b>				
• Non-Cumulative Perpetual Preference shares of Kotak Mahindra Bank Ltd	-	-	3,00,00,000	15.00
<b>Total [B]</b>		<b>-</b>		<b>15.00</b>
<b>C] Investment in Bonds (at FVTPL) (Quoted)</b>				
• Units of Bharat Bond ETFs	2,75,267	32.90	2,50,000	30.73
<b>Total [C]</b>		<b>32.90</b>		<b>30.73</b>
<b>D] Investment in Alternative Investment Fund (at FVTPL) (Unquoted)</b>				
• Units of Fireside Ventures Investment Fund II	1,79,000	31.09	1,40,000	21.05
<b>Total [D]</b>		<b>31.09</b>		<b>21.05</b>
<b>TOTAL [A+B+C+D]</b>		<b>1,053.85</b>		<b>1,003.91</b>
Aggregate carrying value of quoted investments		<b>34.08</b>		46.91
Aggregate market value of quoted investments		<b>235.69</b>		249.55
Aggregate carrying value of unquoted investments		<b>1,019.77</b>		957.00
Aggregate amount of Impairment in value of investments		<b>71.29</b>		181.49

## 8 Investments - Current

	As at 31 <sup>st</sup> March 2024		As at 31 <sup>st</sup> March 2023	
	Qty	₹ in crores	Qty	₹ in crores
<b>Current Investments</b>				
<b>A] Investment in Mutual Funds (at FVTPL) (Quoted)</b>				
• Mutual Funds		<b>1,759.39</b>		442.71
<b>TOTAL</b>		<b>1,759.39</b>		<b>442.71</b>
Aggregate carrying value of quoted investments		<b>1,759.39</b>		442.71
Aggregate market value of quoted investments		<b>1,759.39</b>		442.71
Aggregate carrying value of unquoted investments		-		-

(₹ in crores)

9 Trade Receivables		As at 31 <sup>st</sup> March 2024	As at 31 <sup>st</sup> March 2023
• Secured, Considered good		200.37	156.23
• Unsecured, Considered good		1,231.64	1,172.55
Less: Allowance for expected credit loss		(26.48)	(23.66)
• Unsecured which have Significant Increase in Credit Risk		-	-
• Unsecured, Credit Impaired		31.36	29.97
Less: Allowance for expected credit loss		(31.36)	(29.97)
<b>TOTAL</b>		<b>1,405.53</b>	<b>1,305.12</b>

Trade Receivables ageing schedule								
		Outstanding for following periods from due date of payment					TOTAL	
		Not Due	Less than 6 months	6 months- 1 year	1-2 years	2-3 years		More Than 3 years
(i)	Undisputed Trade	1,333.37	67.03	10.13	15.46	4.85	1.17	1,432.01
	Receivables – considered good	(1,195.05)	(92.33)	(21.29)	(15.03)	(0.97)	(4.11)	(1,328.78)
(ii)	Disputed Trade	-	-	-	-	-	-	-
	Receivables – considered good	(-)	(-)	(-)	(-)	(-)	(-)	(-)
(iii)	Disputed Trade	-	-	0.85	1.47	2.76	26.28	31.36
	Receivables – credit impaired	(-)	(-)	(0.62)	(2.49)	(3.46)	(23.40)	(29.97)
	<b>TOTAL</b>	<b>1,333.37</b>	<b>67.03</b>	<b>10.98</b>	<b>16.93</b>	<b>7.61</b>	<b>27.45</b>	<b>1,463.37</b>
		(1,195.05)	(92.33)	(21.91)	(17.52)	(4.43)	(27.51)	(1,358.75)
								<b>57.84</b>
	Less: Allowance for expected credit loss							(53.63)
	<b>TOTAL</b>							<b>1,405.53</b>
								(1,305.12)

Figures in brackets () represents previous year

During the year, with a view to refining the presentation of Trade Receivables, the Company internally reclassified Trade Receivable between Undisputed Trade Receivables – considered good and Unsecured, Credit Impaired as part of Note 9 including ageing of Trade receivables. In order to enhance inter-period comparability of information, the Company has reclassified the comparative information on the same basis.

The Company has used a practical expedient by computing the expected credit loss allowance for trade receivables based on a provision matrix. The provision matrix takes into account historical credit loss experience and is adjusted for forward-looking information. The expected credit loss allowance is based on the ageing of the receivable days and the rates as given in the provision matrix. The provision matrix at the end of the reporting period is as follows:

Ageing	Expected Credit Loss	
	As at 31 <sup>st</sup> March 2024	As at 31 <sup>st</sup> March 2023
<b>Within the credit period (in days)</b>		
01-90	0.9%	0.9%
91-180	61.2%	57.3%
181-360	66.8%	65.0%
>360	81.6%	82.8%

**Movement in expected credit loss allowance:**

	For the year ended 31 <sup>st</sup> March 2024	For the year ended 31 <sup>st</sup> March 2023
Balance at the beginning of the year	53.63	48.53
Movement in expected credit loss allowance	4.21	5.10
<b>Balance at the end of the year</b>	<b>57.84</b>	<b>53.63</b>

A formal credit policy has been framed and credit facilities are given to customers within the framework of the credit policy. As per credit risk management mechanism, a policy for doubtful debt has been formulated and risk exposure related to receivables are identified based on criteria mentioned in the policy and provided for credit loss allowance.

Trade receivables includes receivables from Companies/firms where directors are directors/members/partners (refer Note 45).

(₹ in crores)

10 Loans - Non-Current		As at 31 <sup>st</sup> March 2024	As at 31 <sup>st</sup> March 2023
<b>Loans Receivable considered good- Secured</b>			
Loans to Related Party* (refer Note 42 & Note 45)		1.66	2.04
<b>Loans Receivable considered good- Unsecured</b>			
Loans to Employees		6.09	4.16
<b>TOTAL</b>		<b>7.75</b>	<b>6.20</b>
*Loans given for business purpose			
There are no loans receivable from Companies/firms where directors are directors/members/partners			

11 Loans - Current		As at 31 <sup>st</sup> March 2024	As at 31 <sup>st</sup> March 2023
<b>Loans Receivable considered good- Secured</b>			
Loans to Related Party* (refer Note 42 & Note 45)		8.00	-
<b>Loans Receivable considered good- Secured</b>			
Significant increase in credit risk		0.33	0.33
		8.33	0.33
Less: Allowance for doubtful balances		(0.33)	(0.33)
		8.00	-
Loans and Advances to Employees & Others**		21.61	23.96
<b>TOTAL</b>		<b>29.61</b>	<b>23.96</b>
* Loans given for business purpose			
**includes advance given to employees amounting to ₹ 16.17 crores (₹ 17.08 crores for the year ended 31 <sup>st</sup> March 2023)			
There are no loans receivable from Companies/firms where directors are directors/members/partners			

12 Other Financial Assets - Non-Current		As at 31 <sup>st</sup> March 2024	As at 31 <sup>st</sup> March 2023
<b>Security Deposit</b>			
Unsecured, Considered good		37.37	32.66
Fixed Deposits with Banks with more than 12 months maturity*		2.14	2.29
<b>Other Receivables</b>			
Unsecured, Considered good		-	-
Unsecured, Significant increase in credit risk		1.74	1.74
		1.74	1.74
Less: Allowance for doubtful balances		(1.74)	(1.74)
		-	-
<b>TOTAL</b>		<b>39.51</b>	<b>34.95</b>
* Fixed Deposits under lien		2.14	2.23

13 Other Financial Assets - Current		As at 31 <sup>st</sup> March 2024	As at 31 <sup>st</sup> March 2023
<b>Security Deposit</b>			
Unsecured, Considered good		3.72	5.47
Unsecured, Significant increase in credit risk		0.57	0.10
		4.29	5.57
Less: Allowance for doubtful balances		(0.57)	(0.10)
		3.72	5.47
Derivative assets towards Foreign Exchange Forward Contracts		0.05	-
<b>Other Receivables**</b>			
Unsecured, Considered good		2.05	2.23
Unsecured, Significant increase in credit risk		0.83	1.04
Less: Allowance for doubtful balances		(0.83)	(1.04)
<b>TOTAL</b>		<b>5.82</b>	<b>7.70</b>
** Includes receivable pertaining to Windmill income			
There are no receivable from Companies/firms where directors are directors/members/partners			



(₹ in crores)

14	Cash and Cash Equivalents	As at 31 <sup>st</sup> March 2024	As at 31 <sup>st</sup> March 2023
<b>Cash and Cash Equivalents</b>			
	Cash on Hand	0.04	0.09
	Cheques on Hand / Remittance in Transit	253.82	71.83
<b>Balance with banks</b>			
	In Current Account	2.42	15.40
	In EEFC Account	13.09	18.11
	In Fixed Deposit Accounts with original maturity of 3 months or less	110.50	47.87
<b>TOTAL</b>		<b>379.87</b>	<b>153.30</b>
Cash and Cash Equivalents (as per Statement of Cash Flows)		379.87	153.30

**15 Bank Balances other than Cash and Cash Equivalents above**

	As at 31 <sup>st</sup> March 2024	As at 31 <sup>st</sup> March 2023	
<b>Other Bank Balance</b>			
	In Fixed Deposit Accounts with original maturity of more than 3 months but upto 12 months*	0.11	0.11
<b>Earmarked Account</b>			
	Dividend Payment Bank Account	2.19	2.64
<b>TOTAL</b>		<b>2.30</b>	<b>2.75</b>
*Includes Fixed Deposit under lien		0.11	0.11

**16 Inventories (at lower of cost and net realisable value)**

	As at 31 <sup>st</sup> March 2024	As at 31 <sup>st</sup> March 2023	
Raw Material and Packing Material	500.10	746.81	
Work-in-Progress	114.65	120.46	
Finished Goods	479.88	503.07	
Stock-in-Trade (acquired for trading)	150.26	178.91	
Stores and Spares	12.33	11.99	
<b>TOTAL</b>		<b>1,257.22</b>	<b>1,561.24</b>
<b>Goods-in-Transit included above</b>			
	Raw Material and Packing Material	30.85	39.17
	Work-in-Progress	-	-
	Finished Goods	-	5.19
	Stock-in-Trade (acquired for trading)	9.15	4.79
<b>TOTAL</b>		<b>40.00</b>	<b>49.15</b>

- a. The cost of inventories recognised as an expense includes ₹ 5.15 crores in respect of write-downs of inventory to net realisable value (₹ 13.20 crores for the year ended 31<sup>st</sup> March 2023)
- b. The mode of valuation of inventories has been stated in Note 2.12

**17 Income Tax Asset (net) - Non-Current**

	As at 31 <sup>st</sup> March 2024	As at 31 <sup>st</sup> March 2023
Advance Payment of Taxes (net of provisions ₹ 2,166.45 crores) (net of provisions ₹ 1,907.81 crores as at 31 <sup>st</sup> March 2023)	129.58	137.21
<b>TOTAL</b>	<b>129.58</b>	<b>137.21</b>

(₹ in crores)

18	Other Non-Current Assets	As at 31 <sup>st</sup> March 2024	As at 31 <sup>st</sup> March 2023
Unsecured, Considered good			
	Capital Advances	26.17	29.63
	Prepaid Expenses	2.87	3.41
	Balance with Government Authorities*	15.40	14.72
	Share Application Money	7.88	-
<b>TOTAL</b>		<b>52.32</b>	<b>47.76</b>

\* Includes amounts paid under protest against Sales Tax claims disputed by the Company (shown under contingent liabilities), Excise Duty rebates, GST receivable, etc.

**19 Other Current Assets**

	As at 31 <sup>st</sup> March 2024	As at 31 <sup>st</sup> March 2023	
<b>Export Benefits receivable</b>			
	Unsecured, Considered good	1.89	1.76
	Significant increase in credit risk	2.74	2.76
		<b>4.63</b>	<b>4.52</b>
	Less: Allowance for doubtful balances	(2.74)	(2.76)
		<b>1.89</b>	<b>1.76</b>
<b>Balances with Government Authorities*</b>			
	Unsecured, Considered good	112.43	110.67
	Significant increase in credit risk	0.09	0.09
		<b>112.52</b>	<b>110.76</b>
	Less: Allowance for doubtful balances	(0.09)	(0.09)
		<b>112.43</b>	<b>110.67</b>
<b>Advances to vendors</b>			
	Unsecured, Considered good	42.10	32.43
	Significant increase in credit risk	0.01	0.01
		<b>42.11</b>	<b>32.44</b>
	Less: Allowance for doubtful balances	(0.01)	(0.01)
		<b>42.10</b>	<b>32.43</b>
	Prepaid Expenses	18.09	19.38
	Others	-	0.67
<b>TOTAL</b>		<b>174.51</b>	<b>164.91</b>

\* Includes input tax credit, VAT / GST receivable, etc.

There are no non current and current receivable from Companies/firms where directors are directors/members/partners

**20 Assets held for sale**

Non-current assets or disposal groups comprising of assets and liabilities are classified as 'held for sale' when all the following criteria are met: (i) decision has been made to sell, (ii) the assets are available for immediate sale in its present condition, (iii) the assets are being actively marketed and (iv) sale has been agreed or is expected to be concluded within 12 months of the Balance Sheet date

Subsequently, such non-current assets and disposal groups classified as 'held for sale' are measured at the lower of its carrying value and fair value less costs to sell. Non-current assets held for sale are not depreciated or amortised.

	As at 31 <sup>st</sup> March 2024	As at 31 <sup>st</sup> March 2023
Plant and Equipments	3.41	-
<b>TOTAL</b>	<b>3.41</b>	<b>-</b>

(₹ in crores)

21 Equity Share Capital	As at 31 <sup>st</sup> March 2024	As at 31 <sup>st</sup> March 2023
<b>Authorised Capital:</b>		
99,00,00,000 Equity Shares of ₹ 1 each	99.00	99.00
(99,00,00,000 Equity Shares of ₹ 1 each as at 31 <sup>st</sup> March 2023)		
<b>TOTAL</b>	<b>99.00</b>	<b>99.00</b>
<b>Issued, Subscribed and Paid-up Capital:</b>		
50,86,09,340 Equity Shares of ₹ 1 each, fully paid up	50.86	50.83
(50,83,14,240 Equity Shares of ₹ 1 each as at 31 <sup>st</sup> March 2023)		
<b>TOTAL</b>	<b>50.86</b>	<b>50.83</b>

a. Reconciliation of the number of shares and amount outstanding at the beginning and at the end of the reporting period		
	Number of Shares	₹ in crores
<b>Balance as at 1<sup>st</sup> April 2022</b>	50,82,88,415	50.83
Shares issued during the year on exercise of options under Employee Stock Option Plan - 2016	25,825	0.00*
<b>Balance as at 31<sup>st</sup> March 2023</b>	50,83,14,240	50.83
Shares issued during the year on exercise of options under Employee Stock Option Plan - 2016	2,95,100	0.03
<b>Balance as at 31<sup>st</sup> March 2024</b>	<b>50,86,09,340</b>	<b>50.86</b>

\* denotes amount less than ₹ 50,000.

b. Terms/ Rights attached to equity shares	
The Company has a single class of equity shares having a par value of ₹ 1 per share. Each holder of equity shares is entitled to one vote per share. The Company declares and pays dividend in Indian rupees. The final dividend proposed by the Board of Directors is subject to the approval of the shareholders in the ensuing Annual General Meeting.	
In the event of liquidation, the equity shareholders are eligible to receive the remaining assets of the Company after distribution of all preferential amounts, in the proportion of their shareholding.	
The Board of Directors at its meeting held on 7 <sup>th</sup> May 2024 declared a final dividend of ₹ 16.00 per equity share of ₹ 1 each amounting to ₹ 813.77 crores subject to approval of the shareholders at the ensuing Annual General Meeting.	
During the year ended 31 <sup>st</sup> March 2024, the Company has paid final dividend of ₹ 11.00 per equity share of ₹ 1 each for the financial year 2022-23 declared on 8 <sup>th</sup> May 2023.	

c. Details of shareholders holding more than 5% shares in the Company:				
	As at 31 <sup>st</sup> March 2024		As at 31 <sup>st</sup> March 2023	
	Number of Shares held	% of Holding	Number of Shares held	% of Holding
Shri Madhukar Balvantray Parekh	5,15,51,286	10.14	5,15,51,286	10.14
Shri Narendrakumar Kalyanji Parekh	5,42,73,688	10.68	5,42,73,688	10.68
Shri Ajay Balvantray Parekh	4,74,33,489	9.33	4,74,33,489	9.33
Devkalyan Sales Pvt Ltd	2,62,24,280	5.16	2,62,24,280	5.16
Mrudula Sushilkumar Parekh	4,05,25,693	7.97	4,05,25,693	7.97

d. Equity Shares reserved for issuance under Employee Stock Option Scheme/Plan (refer Note 47c):			
	As at 31 <sup>st</sup> March 2024	As at 31 <sup>st</sup> March 2023	
	Number of Shares	Number of Shares	
Equity Shares of ₹ 1 each under Employee Stock Option Scheme - 2012	34,200	34,200	
Equity Shares of ₹ 1 each under Employee Stock Option Plan - 2016	32,80,490	37,41,230	

e. Shares held by promoters as defined in the Companies Act, 2013 at the end of the year					
Promoters Name	As at 31 <sup>st</sup> March 2024		As at 31 <sup>st</sup> March 2023		% change during the year
	Number of Shares held	% of Holding	Number of Shares held	% of Holding	
Narendrakumar Kalyanji Parekh	5,42,73,688	10.68	5,42,73,688	10.68	0.00
Madhukar Balvantray Parekh	5,15,51,286	10.14	5,15,51,286	10.14	0.00
Ajay Balvantray Parekh	4,74,33,489	9.33	4,74,33,489	9.33	0.00
Mrudula Sushilkumar Parekh	4,05,25,693	7.97	4,05,25,693	7.97	0.00
Kalpana Apurva Parekh	65,77,079	1.29	65,77,079	1.29	0.00
Mala Madhukar Parekh	1,00,55,600	1.98	64,98,618	1.28	0.70
Darshana Bimal Mody	57,41,535	1.13	57,41,535	1.13	0.00
Ami Ajay Parekh	55,50,120	1.09	55,50,120	1.09	0.00
Jasna Raoul Thackersey	36,00,000	0.71	35,76,765	0.70	0.01
Harish Himatlal Parekh	33,13,443	0.65	33,13,443	0.65	0.00
Rashmikant Himatlal Parekh	32,18,570	0.63	32,47,570	0.64	(0.01)
Apurva Narendrakumar Parekh	30,76,918	0.60	30,76,918	0.61	(0.01)
Neerav A Parekh	26,58,727	0.52	27,25,476	0.54	(0.02)
Amrita Ajay Parekh	19,47,130	0.38	19,47,130	0.38	0.00
Bharati Narendrakumar Parekh	17,72,323	0.35	17,72,323	0.35	0.00
Parul Harish Parekh	14,20,074	0.28	14,20,074	0.28	0.00
Kamalini Rashmikant Parekh	10,93,455	0.21	11,06,055	0.22	(0.01)
Harshada Harvadan Vakil	8,20,359	0.16	7,85,929	0.15	0.01
Purvee Apurva Parekh	7,93,299	0.16	7,93,299	0.16	0.00
Panna Deepak Sanghavi	6,55,391	0.13	6,62,391	0.13	0.00
Malay Rashmikant Parekh	4,08,686	0.08	4,21,286	0.08	0.00
Anuja Ankur Shah	2,53,670	0.05	2,53,670	0.05	0.00
Jimeet D Sanghavi	1,00,000	0.02	1,00,000	0.02	0.00
Urvi Malay Parekh	50,663	0.01	50,663	0.01	0.00
Harvadan Manilal Vakil	-	-	41,430	0.01	(0.01)
Ishita Rajiv Amersey	36,00,000	0.71	36,00,000	0.71	0.00
Maithili Apurva Parekh	20,44,681	0.40	27,59,598	0.54	(0.14)
Hetal Nandan Valia	22,334	0.00*	19,334	0.00*	0.00
Lakshmi Bimal Shah	21,500	0.00*	18,500	0.00*	0.00
Isha Nandan Valia	5,000	0.00*	4,000	0.00*	0.00
Prakash Shah (Trustee of SANMP Private Beneficiary Trust)	82,00,000	1.61	82,00,000	1.61	0.00
Apurva Parekh (Trustee of NKP Family Trust)	40,00,000	0.79	40,00,000	0.79	0.00
Prakash Dharshibhai Shah (Trustee of I M Family Trust)	-	-	35,80,217	0.70	(0.70)
Ajay Balvantray Parekh (Trustee of Ruchi India Trust)	11,480	0.00*	19,11,480	0.38	(0.38)
Malay Rashmikant Parekh (Trustee of Anuja Family Trust)	25,000	0.00*	25,000	0.00*	0.00
Malay Rashmikant Parekh (Trustee of Malay Family Trust)	12,500	0.00*	12,500	0.00*	0.00
Devkalyan Sales Private Ltd	2,62,24,280	5.16	2,62,24,280	5.16	0.00
Ishijas Chemicals Private Limited	2,49,62,038	4.91	2,49,62,038	4.91	0.00
Harton Private Limited	1,23,57,634	2.43	1,23,57,634	2.43	0.00
The Vacuum Forming Company Pvt Ltd	1,14,62,186	2.25	1,14,62,186	2.25	0.00
Pidichem Pvt Ltd	87,83,916	1.73	87,83,916	1.73	0.00
Parkem Dyes & Chemicals Pvt Ltd	14,36,510	0.28	14,36,510	0.28	0.00
Kalva Marketing And Services Ltd	13,82,628	0.27	13,82,628	0.27	0.00
Parekh Marketing Limited	8,56,700	0.17	8,56,700	0.17	0.00
Trivenikalyan Trading Pvt Ltd	4,63,040	0.09	4,63,040	0.09	0.00
Radha Singh	2,00,000	0.04	-	-	0.04
Shivan Singh	2,00,000	0.04	-	-	0.04
Ruchi Sushilkumar Parekh	17,00,000	0.33	-	-	0.33
<b>TOTAL</b>	<b>35,48,62,625</b>		<b>35,55,05,491</b>		

\* denoted percentage less than 0.01

Promoters Name	As at 31 <sup>st</sup> March 2023		As at 31 <sup>st</sup> March 2022		% change during the year
	Number of Shares held	% of Holding	Number of Shares held	% of Holding	
Narendrakumar Kalyanji Parekh	5,42,73,688	10.68	5,42,73,688	10.68	0.00
Madhukar Balvantray Parekh	5,15,51,286	10.14	5,15,51,286	10.14	0.00
Ajay Balvantray Parekh	4,74,33,489	9.33	4,74,33,489	9.33	0.00
Mrudula Sushilkumar Parekh	4,05,25,693	7.97	4,05,25,693	7.97	0.00
Kalpana Apurva Parekh	65,77,079	1.29	65,77,079	1.29	0.00
Mala Madhukar Parekh	64,98,618	1.28	64,98,618	1.28	0.00
Darshana Bimal Mody	57,41,535	1.13	57,41,535	1.13	0.00
Ami Ajay Parekh	55,50,120	1.09	55,50,120	1.09	0.00
Jasna Raoul Thackersey	35,76,765	0.70	35,76,765	0.70	0.00
Harish Himatlal Parekh	33,13,443	0.65	33,13,443	0.65	0.00
Rashmikant Himatlal Parekh	32,47,570	0.64	32,47,570	0.64	0.00
Apurva Narendrakumar Parekh	30,76,918	0.61	30,76,918	0.61	0.00
Neerav A Parekh	27,25,476	0.54	27,25,476	0.54	0.00
Amrita Ajay Parekh	19,47,130	0.38	19,47,130	0.38	0.00
Bharati Narendrakumar Parekh	17,72,323	0.35	17,72,323	0.35	0.00
Parul Harish Parekh	14,20,074	0.28	14,20,074	0.28	0.00
Kamalini Rashmikant Parekh	11,06,055	0.22	11,06,055	0.22	0.00
Harshada Harvadan Vakil	7,85,929	0.15	7,97,429	0.16	(0.01)
Purvee Apurva Parekh	7,93,299	0.16	7,93,299	0.16	0.00
Panna Deepak Sanghavi	6,62,391	0.13	6,62,391	0.13	0.00
Malay Rashmikant Parekh	4,21,286	0.08	4,21,286	0.08	0.00
Anuja Ankur Shah	2,53,670	0.05	2,53,670	0.05	0.00
Jimeet D Sanghavi	1,00,000	0.02	1,00,000	0.02	0.00
Urvi Malay Parekh	50,663	0.01	50,663	0.01	0.00
Harvadan Manilal Vakil	41,430	0.01	41,430	0.01	0.00
Ishita Rajiv Amersey	36,00,000	0.71	36,00,000	0.71	0.00
Maithili Apurva Parekh	27,59,598	0.54	27,59,598	0.54	0.00
Hetal Nandan Valia	19,334	0.00*	-	-	Not Applicable
Lakshmi Bimal Shah	18,500	0.00*	-	-	Not Applicable
Isha Nandan Valia	4,000	0.00*	-	-	Not Applicable
Prakash Shah (Trustee of SANMP Private Beneficiary Trust)	82,00,000	1.61	82,00,000	1.61	0.00
Apurva Parekh (Trustee of NKP Family Trust)	40,00,000	0.79	40,00,000	0.79	0.00
Prakash Dharshibhai Shah (Trustee of I M Family Trust)	35,80,217	0.70	35,80,217	0.70	0.00
Ajay Balvantray Parekh (Trustee of Ruchi India Trust)	19,11,480	0.38	19,47,480	0.38	0.00
Malay Rashmikant Parekh (Trustee of Anuja Family Trust)	25,000	0.00*	25,000	0.00*	0.00
Malay Rashmikant Parekh (Trustee of Malay Family Trust)	12,500	0.00*	12,500	0.00*	0.00
Devkalyan Sales Private Ltd	2,62,24,280	5.16	2,62,24,280	5.16	0.00
Ishijas Chemicals Private Limited	2,49,62,038	4.91	2,49,62,038	4.91	0.00
Harton Private Limited	1,23,57,634	2.43	1,23,57,634	2.43	0.00
The Vacuum Forming Company Pvt Ltd	1,14,62,186	2.25	1,14,62,186	2.26	(0.01)
Pidichem Pvt Ltd	87,83,916	1.73	87,83,916	1.73	0.00
Parkem Dyes & Chemicals Pvt Ltd	14,36,510	0.28	14,36,510	0.28	0.00
Kalva Marketing And Services Ltd	13,82,628	0.27	13,82,628	0.27	0.00
Parekh Marketing Limited	8,56,700	0.17	8,56,700	0.17	0.00
Trivenikalyan Trading Pvt Ltd	4,63,040	0.09	4,63,040	0.09	0.00
<b>TOTAL</b>	<b>35,55,05,491</b>		<b>35,55,11,157</b>		

\* denoted percentage less than 0.01

(₹ in crores)

22	Other Equity	As at 31 <sup>st</sup> March 2024	As at 31 <sup>st</sup> March 2023
	Capital Reserve on Business Combination	(1.38)	(1.38)
	Securities Premium	92.91	50.05
	Capital Redemption Reserve	0.50	0.50
	Cash Subsidy Reserve	0.95	0.95
	Share Options Outstanding Account	9.85	43.64
	General Reserve	1,335.38	1,335.38
	Retained Earnings	6,848.32	5,628.19
	<b>TOTAL</b>	<b>8,286.53</b>	<b>7,057.33</b>
<b>22.1</b>	<b>Capital Reserve on Business Combination</b>		
	Capital Reserve represents excess/short of net assets acquired in business combination. It is not available for the distribution to shareholders as dividend.		
<b>22.2</b>	<b>Securities Premium</b>		
	Security Premium is created when shares are issued at premium. The Company may issue fully paid-up bonus shares to its members out of the Securities Premium, and Company can use this reserve for buy-back of shares. This reserve is utilised in accordance with the provisions of the Companies Act, 2013.		
<b>22.3</b>	<b>Capital Redemption Reserve</b>		
	The Company has recognised Capital Redemption Reserve on buy-back of equity shares from its General Reserve. The amount in Capital Redemption Reserve is equal to the nominal amount of equity shares bought back. The reserve can be utilised in accordance with the provisions of the Companies Act, 2013.		
<b>21.4</b>	<b>Cash Subsidy Reserve</b>		
	Cash Subsidy Reserve represents subsidies received from state government. It is not available for distribution as dividend to shareholders.		
<b>21.5</b>	<b>Share Options Outstanding Account</b>		
	The above reserve relates to share options granted by the Company to its employees under its employee share option plan. Further information about share-based payments to employees is set out in Note 47.		
<b>21.6</b>	<b>General Reserve</b>		
	General Reserve is created by a transfer from one component of equity to another and is not an item of Other Comprehensive Income. The same can be utilised by the Company in accordance with the provisions of the Companies Act, 2013.		
<b>21.7</b>	<b>Retained Earnings</b>		
	This Reserve represents the cumulative profits of the Company and effects of remeasurement of defined benefit obligations. This Reserve can be utilised in accordance with the provisions of the Companies Act, 2013.		
			(₹ in crores)
<b>23</b>	<b>Trade Payables</b>		
	Total outstanding dues of micro enterprises and small enterprises (refer Note 51)	68.95	52.82
	Total outstanding dues of creditors other than micro enterprises and small enterprises	972.76	886.14
	<b>TOTAL</b>	<b>1,041.71</b>	<b>938.96</b>



(₹ in crores)

Trade Payables ageing schedule						
	Outstanding for following periods from due date of payment					TOTAL
	Not Due	Less than 1 year	1-2 years	2-3 years	More Than 3 years	
(i) Micro enterprises and Small enterprises (MSME)	68.34	0.61	-	-	-	68.95
	(52.82)	(-)	(-)	(-)	(-)	(52.82)
(ii) Others	800.83	17.10	0.63	0.24	0.11	818.91
	(634.96)	(29.49)	(1.77)	(1.36)	-	(667.58)
(iii) Disputed Dues - MSME	-	-	-	-	-	-
	(-)	(-)	(-)	(-)	(-)	(-)
(vi) Disputed Dues - Others	-	-	-	-	-	-
	(-)	(-)	(-)	(-)	(-)	(-)
<b>TOTAL</b>	<b>869.17</b>	<b>17.71</b>	<b>0.63</b>	<b>0.24</b>	<b>0.11</b>	<b>887.86</b>
	(687.78)	(29.49)	(1.77)	(1.36)	(-)	(720.40)
Accrued Expenses						153.85
						(218.56)
<b>TOTAL</b>						<b>1,041.71</b>
						(938.96)

Figures in brackets () represents previous year

24 Other Financial Liabilities - Non-Current		
	As at 31 <sup>st</sup> March 2024	As at 31 <sup>st</sup> March 2023
Liability for purchase of investment in subsidiary (Refer note 54)	3.00	-
Retention money payable	1.41	14.45
<b>TOTAL</b>	<b>4.41</b>	<b>14.45</b>

25 Other Financial Liabilities- Current		
	As at 31 <sup>st</sup> March 2024	As at 31 <sup>st</sup> March 2023
Unclaimed Dividend (Refer note a)	2.19	2.64
Payables on purchase of assets	3.02	2.74
Trade/ Security Deposit received	230.02	195.32
Liabilities for expenses (refer Note 41 and note b below)	611.60	590.83
Liability for purchase of investment in subsidiary (Refer note 54)	4.00	4.00
Employee related liabilities (Refer note b below)	123.21	19.52
Derivative liabilities towards Foreign Exchange Forward Contracts	-	0.60
Retention money payable	33.80	18.73
<b>TOTAL</b>	<b>1,007.84</b>	<b>834.38</b>

- a Based on the legal opinion obtained, the Company has not deposited unpaid dividend aggregating to ₹ 0.03 crores for the past periods, in respect of equity shares where there are disputes in respect of their ownership, to the Investor Education and Protection Fund.
- b During the year, with a view to refining the presentation of Other Financial Liabilities - Current, the Company has reclassified certain employee related liabilities from "Liabilities for expenses" to Employee related liabilities in Note 25. The Company has not reclassified comparative figures of employee related liabilities from "Liabilities for expenses" amounting to ₹ 61.54 crores as these are not considered material.

(₹ in crores)

26 Provisions - Non-Current		
	As at 31 <sup>st</sup> March 2024	As at 31 <sup>st</sup> March 2023
<b>Provision for Employee Benefits</b>		
Compensated Absences	62.13	58.72
Anniversary Awards	3.31	3.06
Premature Death Pension Scheme	13.53	2.37
Total Disability Pension Scheme	0.57	0.47
<b>TOTAL</b>	<b>79.54</b>	<b>64.62</b>

27 Provisions - Current		
	As at 31 <sup>st</sup> March 2024	As at 31 <sup>st</sup> March 2023
<b>Provision for Employee Benefits</b>		
Gratuity (net) (refer Note 46)	33.37	13.02
Compensated Absences	19.20	16.11
Anniversary Awards	0.65	0.53
Premature Death Pension Scheme	2.92	0.01
Total Disability Pension Scheme	0.04	0.08
Provision for warranty expenses (refer Note 41)	0.49	0.49
Other Provisions (refer Note 41)	133.65	-
<b>TOTAL</b>	<b>190.32</b>	<b>30.24</b>

28 Deferred Tax Liabilities (net)		
	As at 31 <sup>st</sup> March 2024	As at 31 <sup>st</sup> March 2023
Tax effect of items constituting Deferred Tax Assets (refer Note 49)	(104.87)	(40.15)
Tax effect of items constituting Deferred Tax Liabilities (refer Note 49)	480.98	416.66
<b>TOTAL</b>	<b>376.11</b>	<b>376.51</b>

29 Other Current Liabilities		
	As at 31 <sup>st</sup> March 2024	As at 31 <sup>st</sup> March 2023
Statutory remittances (including GST, provident fund, tax deducted at source and others)	86.05	74.59
Advance from customers	12.16	11.44
Other Liabilities	0.43	1.91
<b>TOTAL</b>	<b>98.64</b>	<b>87.94</b>

30 Current Tax Liabilities (net)		
	As at 31 <sup>st</sup> March 2024	As at 31 <sup>st</sup> March 2023
Provision for Tax (net of Advance Tax ₹ 2,335.87 crores) (net of Advance Tax ₹ 1,808.02 crores as at 31 <sup>st</sup> March 2023)	23.11	38.25
<b>TOTAL</b>	<b>23.11</b>	<b>38.25</b>

(₹ in crores)

31	Revenue From Operations	For the year ended 31 <sup>st</sup> March 2024	For the year ended 31 <sup>st</sup> March 2023
	<b>Revenue From Operations*</b>		
	Sale of Products	11,117.51	10,543.06
	Sale of Services	0.31	2.06
	<b>TOTAL (A)</b>	<b>11,117.82</b>	<b>10,545.12</b>
	<b>Other Operating Revenue</b>		
	Scrap Sales	21.45	20.64
	Export Incentives	13.45	13.26
	GST / Excise Refund	2.02	5.71
	Others	12.23	12.34
	<b>TOTAL (B)</b>	<b>49.15</b>	<b>51.95</b>
	<b>TOTAL (A+B)</b>	<b>11,166.97</b>	<b>10,597.07</b>

\* The Company disaggregated revenues from contracts with customers by customer type and by geography. The Company believes that this disaggregation best depicts how the nature, amount, timing and uncertainty of its revenues and cash flows are affected by industry, market and other economic factors. For geography wise and customer wise breakup of revenue, refer Note 43.

Further, the Company derives its revenue from the transfer of goods at a point in time for its major service lines. This is consistent with the revenue information that is disclosed for each reportable segment under Ind AS 108 'Operating Segment'.

**Reconciliation of revenue recognised with the contracted price is as follows:**

	For the year ended 31 <sup>st</sup> March 2024	For the year ended 31 <sup>st</sup> March 2023
Contracted Price	12,733.73	11,683.00
Reduction towards variable consideration components*	(1,615.91)	(1,137.88)
<b>Revenue Recognised</b>	<b>11,117.82</b>	<b>10,545.12</b>

\* The reduction towards variable consideration includes discounts, rebates, incentives, promotional couponing and schemes.

(₹ in crores)

32	Other Income	For the year ended 31 <sup>st</sup> March 2024	For the year ended 31 <sup>st</sup> March 2023
	<b>Interest on:</b>		
	Bank Deposit (at amortised cost)	6.46	1.48
	Overdue Trade Receivables	0.38	0.74
	Income Tax Refund	-	2.58
	Others	0.75	0.10
	<b>Dividend on:</b>		
	Investments in in Preference Shares (at FVTPL)	1.16	1.22
	Long-term Investments in Subsidiary/ Associate (at cost)	38.81	16.24
	<b>Other Non-Operating Income:</b>		
	Windmill Income	3.14	2.99
	Profit on Sale/Transfer of Assets	-	1.96
	Royalty & Technical Knowhow Income	5.28	4.91
	Insurance claim received	6.58	1.33
	Liabilities no longer required written back	4.80	0.28
	Rental Income from Leases	2.19	1.49
	Net gain arising on financial assets designated as at FVTPL	84.94	16.78
	Miscellaneous Income	11.06	10.94
	<b>TOTAL</b>	<b>165.55</b>	<b>63.04</b>

33	Cost of Materials Consumed	For the year ended 31 <sup>st</sup> March 2024	For the year ended 31 <sup>st</sup> March 2023
	<b>Inventory at the beginning of the year</b>	<b>746.81</b>	<b>691.04</b>
	Add : Purchases	4,273.49	5,401.74
		<b>5,020.30</b>	<b>6,092.78</b>
	Less : Inventory at the end of the year	(500.10)	(746.81)
	<b>TOTAL</b>	<b>4,520.20</b>	<b>5,345.97</b>

(₹ in crores)

34 Changes in Inventories of Finished Goods, Stock-in-Trade and Work-in-Progress		
	For the year ended 31 <sup>st</sup> March 2024	For the year ended 31 <sup>st</sup> March 2023
<b>Inventories at end of the year</b>		
Stock-in-Trade	150.26	178.91
Work-in-Progress	114.65	120.46
Finished Goods	479.88	503.07
<b>Total (A)</b>	<b>744.79</b>	<b>802.44</b>
<b>Inventories at beginning of the year</b>		
Stock-in-Trade	178.91	140.51
Work-in-Progress	120.46	130.29
Finished Goods	503.07	470.62
<b>Total (B)</b>	<b>802.44</b>	<b>741.42</b>
<b>TOTAL (B-A)</b>	<b>57.65</b>	<b>(61.02)</b>

35 Employee Benefits Expense		
	For the year ended 31 <sup>st</sup> March 2024	For the year ended 31 <sup>st</sup> March 2023
Salaries and Wages	1,130.24	941.79
Contribution to Provident and Other Funds (refer Note 46)	69.54	60.07
Share based payments to employees (refer Note 47)	9.07	14.13
Staff Welfare Expenses	45.47	28.84
<b>TOTAL</b>	<b>1,254.32</b>	<b>1,044.83</b>

36 Finance Costs		
	For the year ended 31 <sup>st</sup> March 2024	For the year ended 31 <sup>st</sup> March 2023
<b>Interest expense on:</b>		
Borrowings	-	7.71
Lease Liability (refer Note 52)	14.91	10.94
Dealer Deposits & others	14.55	9.88
<b>TOTAL</b>	<b>29.46</b>	<b>28.53</b>

37 Depreciation, Amortisation and Impairment Expense		
	For the year ended 31 <sup>st</sup> March 2024	For the year ended 31 <sup>st</sup> March 2023
Depreciation on Property, Plant and Equipment (refer Note 4)	189.40	156.86
Depreciation on Right of Use of Assets (refer Note 5 and Note 52)	56.27	42.03
Amortisation of Other Intangible Assets (refer Note 6)	23.08	23.08
Impairment in value of Asset held for Sale (refer Note 54)	20.36	-
<b>TOTAL</b>	<b>289.11</b>	<b>221.97</b>

(₹ in crores)

38 Other Expenses			
		For the year ended 31 <sup>st</sup> March 2024	For the year ended 31 <sup>st</sup> March 2023
Consumption of Stores and Spares		59.72	53.38
Clearing and Forwarding Charges		447.97	400.64
Power and Fuel		96.06	86.66
Contract Labour		181.48	144.58
Water Charges		5.28	5.48
Rent (refer Note 52)		35.90	25.74
Rates and Taxes		17.02	14.95
Insurance		26.73	22.89
License fees		1.75	1.35
Repairs :			
Buildings	12.57		12.49
Machinery	26.88		24.95
Others	23.72		21.40
		63.17	58.84
Directors' Fees		0.83	0.58
Advertisement and Publicity		414.07	241.47
Legal, Professional and Consultancy fees		87.00	59.11
Communication Expenses		9.01	7.52
Computer and Software Expenses		88.80	58.40
Printing and Stationery		4.43	3.54
Travelling and Conveyance Expenses		133.01	111.33
Bad Debts		4.65	1.03
Allowance for Doubtful Debts and advances(net)		4.00	4.64
Processing and Packing Charges		125.42	109.44
Sales Commission		6.70	5.10
Commission to non executive directors		3.22	2.22
Payments to Auditor (refer Note a)		1.38	1.36
Donations		0.97	1.92
Corporate Social Responsibility Expenses (refer Note 53)		33.30	30.95
Loss on disposal of Property, Plant and Equipment		8.88	-
Net Loss on Foreign Currency Transactions and Translation		1.47	20.88
Miscellaneous Expenses		85.23	79.15
<b>TOTAL</b>		<b>1,947.45</b>	<b>1,553.15</b>

a. Details of Payments to Auditor (net of GST)			
		For the year ended 31 <sup>st</sup> March 2024	For the year ended 31 <sup>st</sup> March 2023
a) Statutory audit fees*		1.23	1.24
b) Tax audit fees		-	-
c) Other Services		0.04	0.08
d) Reimbursement of Expenses		0.11	0.04
<b>TOTAL</b>		<b>1.38</b>	<b>1.36</b>

\* includes audit fees of predecessor auditor of ₹ 0.10 crores (₹ NIL for the year ended 31<sup>st</sup> March 2023)

39 Exceptional Items			
		For the year ended 31 <sup>st</sup> March 2024	For the year ended 31 <sup>st</sup> March 2023
Profit on buyback of shares by subsidiary (refer Note 54)		(27.15)	-
Loss on sale of Investment in a subsidiary (refer Note 54)		20.00	-
<b>TOTAL</b>		<b>(7.15)</b>	<b>-</b>



(₹ in crores)

40 Contingent Liabilities and Commitments		As at 31 <sup>st</sup> March 2024	As at 31 <sup>st</sup> March 2023
<b>A) Contingent liabilities not provided for:</b>			
1. Claims against the Company not acknowledged as debts comprise:			
a) Income Tax demand against the Company not provided for and relating to issues of deduction and allowances in respect of which the Company is in appeal		147.89	89.97
b) Excise Duty and Service Tax claims disputed by the Company relating to issues of classifications		22.41	23.10
c) Sales Tax (VAT, CST, Entry Tax, LBT and GST) claims disputed by the Company relating to issues of declaration forms and classifications		129.24	162.12
d) Other Matters (relating to Open Access Charges, Electricity charges, etc.)		4.42	1.50
2. a) Guarantees issued by Banks in favour of Government and others*			
b) Guarantees given by Company on behalf of the Subsidiaries to Banks*		55.25	38.79
	Pulvitec do Brasil Industria e Comercio de Colas e Adesivos Ltda	-	17.26
	Pidilite Bamco Ltd	3.59	3.53
	Pidilite MEA Chemicals LLC (Previously known as Jupiter Chemicals LLC)	45.41	44.74
	Pidilite Lanka Private Limited	36.65	36.12
	Bamco Supply and Services Ltd	1.21	1.19
	Pidilite East Africa Limited	12.51	12.33
	Nina Percept Limited	90.00	90.00
* Guarantees given are for business purpose.			
c) Indemnity given towards disposal of subsidiary (Refer note 54)		20.91	-
Note: The Company has reviewed all its pending litigations and proceedings and has adequately provided for where provisions are required and disclosed as contingent liabilities where applicable, in its standalone financial statements			
<b>B) Commitments:</b>			
a) Estimated amount of contracts, net of advances, remaining to be executed for the acquisition of Property, Plant and Equipment, investments and not provided for		157.24	209.92
b) For other commitments, refer Note 48(E)(ii) for financial instruments and Note 52 for leases.			
c) The Company, being the holding/ultimate holding company, will extend financial support to its subsidiaries as and when required.			

**41 Details of provisions**

Provisions are recognised when the Company has a present obligation (legal or constructive) as a result of a past event, it is probable that an outflow of resources embodying economic benefits will be required to settle the obligation and a reliable estimate can be made of the amount of the obligation. Provisions are measured at the best estimate of the expenditure required to settle the present obligation at the Balance Sheet date.

Provisions are reviewed at each balance sheet date and adjusted to reflect the current best estimate. If it is no longer probable that the outflow of resources would be required to settle the obligation, the provision is reversed.

Provision for warranties represents management's best estimate of the liability for warranties based on past experience of claims.

The provisions for tax related matters comprises of numerous separate cases that arise in the ordinary course of business. These provisions have not been discounted as it is not practicable for the Company to estimate the timing of the provision utilisation and cash outflows, if any, pending resolution.

(₹ in crores)

Particulars	Opening Balance	Reclassification**	Additions	Utilisation	Reversal (withdrawn as no longer required)	Closing Balance
Provision for Warranty Expenses	0.49	-	0.00*	(0.00)*	-	0.49
	(0.86)	(-)	(0.03)	((0.40))	(-)	(0.49)
Other Provisions	-	85.63	48.02	-	-	133.65
	(-)	(-)	(-)	(-)	(-)	(-)

Figures in brackets () represents previous year

\* Denotes amount less than ₹ 50,000/-

\*\* During the year, with a view to ensuring better presentation, the Company has classified provision for indirect tax related matters of ₹ 133.65 crores under Provisions- Current. The corresponding amount of accrual for expenses pertaining to provision for indirect tax matters of ₹ 85.63 crores reported in the financial statements for the year ended 31<sup>st</sup> March 2023 have not been regrouped as these are not considered material.

(₹ in crores)

**42 Disclosure as per Regulation 34(3) read with Schedule 5 of Listing Regulations with the Stock Exchanges and Section 186 of the Companies Act, 2013**

a) Loans and Advances in the nature of loans given to subsidiaries, associates, firms/ companies in which directors are interested :

Name of the Companies	Opening Balance	Loans given	Loans Repaid	Closing Balance	Maximum Balance Outstanding during the year
<b>Subsidiary</b>					
Pagel Concrete Technologies Pvt Ltd (refer Note a)	0.33	-	-	0.33	0.33
	(0.33)	(-)	(-)	(0.33)	(0.33)
<b>Associate</b>					
Aapkapainter Solutions Private Limited (refer Note b)	2.04	7.62	-	9.66	9.66
	(-)	(2.04)	(-)	(2.04)	(2.04)

b) Guarantee given to subsidiaries

Name of the Companies	Opening Balance	Guarantees given / (withdrawn)	Foreign Currency Translation difference	Closing Balance	Maximum Balance Outstanding during the year
Subsidiaries	205.17	(17.26)	1.46	189.37	206.63
	(102.34)	(90.00)	(12.83)	(205.17)	(205.17)

Notes:

- Loans and Advances to subsidiary, fall under the category of 'Loans & Advances' in the nature of loans where there is no repayment schedule and re-payable on demand. Loan to subsidiary is not bearing any interest and is fully provided.
- Loan to associate is interest bearing @ 9% per annum and is repayable as per agreed schedule.
- For investments in subsidiaries (refer Note 7 and Note 45) and guarantees given to subsidiaries (refer Note 45)

**43 Segment information****Operating Segment:**

The Company operates in two segments namely Consumer & Bazaar (C&B) and Business to Business (B2B). Consumer & Bazaar segment covers sale of products mainly to end consumers which are retail users such as carpenters, painters, plumbers, mechanics, households, students, offices, etc. Sale consists of mainly adhesives, sealants, art and craft materials and construction and paint chemicals. B2B covers sale of products to end customers which are mainly large business users. This includes Industrial Products (IP) such as adhesives, synthetic resins, organic pigments, pigment preparations, construction chemicals (projects), surfactants, etc. and caters to various industries like packaging, textiles, paints, joineries, printing inks, paper, leather, etc. Others includes sale of raw materials.

Operating Segment disclosures are consistent with the information provided to and reviewed by the Managing Director (Chief Operating Decision Maker).

(₹ in crores)

Operating Segments	Year 2023-24				Year 2022-23			
	Consumer & Bazaar	Business to Business	Others	Total	Consumer & Bazaar	Business to Business	Others	Total
<b>Revenue</b>								
Segment Revenue	9,062.61	2,256.49	61.06	11,380.16	8,487.64	2,233.84	102.19	10,823.67
Less : Inter Segment Revenue (at cost plus fixed margin)	(8.98)	(204.21)	-	(213.19)	(12.25)	(214.35)	-	(226.60)
<b>Net Revenue</b>	<b>9,053.63</b>	<b>2,052.28</b>	<b>61.06</b>	<b>11,166.97</b>	<b>8,475.39</b>	<b>2,019.49</b>	<b>102.19</b>	<b>10,597.07</b>
<b>Revenue based on geography</b>								
India				10,342.47				9,713.29
Outside India				824.50				883.78
<b>Segment Result</b>	<b>2,631.83</b>	<b>301.30</b>	<b>3.31</b>	<b>2,936.44</b>	<b>1,995.61</b>	<b>225.16</b>	<b>5.67</b>	<b>2,226.44</b>
Unallocable Expenses				(659.02)				(577.19)
Unallocable Income				101.14				24.64
<b>Operating Income</b>				<b>2,378.54</b>				<b>1,673.89</b>
Finance Costs				(29.46)				(28.53)
Interest / Dividend Income				47.56				22.36
<b>Profit before Exceptional Items and Tax</b>				<b>2,396.66</b>				<b>1,667.72</b>
Exceptional Items				7.15				-
<b>Profit Before Tax</b>				<b>2,403.81</b>				<b>1,667.72</b>
Tax Expense				(604.34)				(410.54)
<b>Profit for the year</b>				<b>1,799.47</b>				<b>1,257.18</b>
Other Comprehensive Income				(20.04)				1.45
<b>Total Comprehensive Income</b>				<b>1,779.43</b>				<b>1,258.63</b>
<b>The above includes:</b>								
Depreciation, Amortisation and Impairment (allocable)	120.28	80.19	-	200.47	99.94	53.88	-	153.82
Depreciation, Amortisation and Impairment (unallocable)				88.64				68.15
Capital Expenditure (including Capital Work in Progress) (allocable)	279.09	119.74	-	398.83	301.95	84.23	-	386.18
Capital Expenditure (unallocable)				100.38				70.76

There is no transaction with single external customer which amounts to 10% or more of the Company's revenue. There is no country outside of India which amounts to 10% or more of the Company's export revenue

Segment Assets & Liabilities	31 <sup>st</sup> March 2024				31 <sup>st</sup> March 2023			
	Consumer & Bazaar	Business to Business	Others	Total	Consumer & Bazaar	Business to Business	Others	Total
<b>Segment Assets</b>	<b>6,222.18</b>	<b>1,461.72</b>	<b>9.25</b>	<b>7,693.16</b>	<b>6,188.24</b>	<b>1,427.85</b>	<b>17.07</b>	<b>7,633.16</b>
Unallocable Assets				3,677.60				2,046.97
<b>Total Assets</b>				<b>11,370.76</b>				<b>9,680.13</b>
<b>Assets based on geography:</b>								
India				11,159.26				9,493.35
Outside India				211.50				186.78
Segment Liabilities	1,922.60	555.25	2.78	2,481.13	1,527.77	476.02	3.59	2,007.38
Unallocable Liabilities				552.24				564.59
<b>Total Liabilities</b>				<b>3,033.37</b>				<b>2,571.97</b>
<b>Other Information</b>								
<b>Capital Employed</b>				<b>8,337.39</b>				<b>7,108.16</b>

All the Non-Current Assets of the Company are located in India

**44 Earnings Per Share (EPS)**

The following reflects the Profit and Share data used in the Basic and Diluted EPS computations:

	For the year ended 31 <sup>st</sup> March 2024	For the year ended 31 <sup>st</sup> March 2023
<b>Basic:</b>		
Profit for the year (₹ in crores)	1,799.47	1,257.18
Weighted average number of equity shares in calculating basic EPS	50,84,94,110	50,83,00,950
Par value per share (₹)	1.00	1.00
Earning per share (Basic) (₹)	35.39	24.73
<b>Diluted:</b>		
Profit for the year (₹ in crores)	1,799.47	1,257.18
Weighted average number of equity shares in calculating basic EPS	50,84,94,110	50,83,00,950
Add: Effect of Employee Stock Options	5,18,300	3,52,660
Weighted average number of equity shares in calculating diluted EPS	50,90,12,410	50,86,53,610
Par value per share (₹)	1.00	1.00
Earning per share (Diluted) (₹)	35.35	24.72

**45 Related Party Disclosures**

Related Party Disclosures as required by Ind-AS 24 'Related Party Disclosures' are given below:

<b>(i) Relationships:</b>		
a.	Fevicol Company Ltd	Subsidiary
b.	Bhimad Commercial Company Pvt Ltd	Subsidiary
c.	Pidilite Ventures Private Limited (formerly known as Madhumala Ventures Pvt Ltd)	Subsidiary
d.	Pagel Concrete Technologies Pvt Ltd	Subsidiary
e.	Building Envelope Systems India Ltd	Subsidiary
f.	Hybrid Coatings	Subsidiary
g.	Nina Percept Private Limited	Subsidiary
h.	Pidilite International Pte Ltd	Subsidiary
i.	Pidilite Middle East Ltd	Subsidiary
j.	Pulvitec do Brasil Industria e Comercio de Colas e Adesivos Ltda (upto 28 <sup>th</sup> March 2024)	Subsidiary
k.	Pidilite USA Inc	Subsidiary
l.	Pidilite MEA Chemicals LLC	Subsidiary
m.	PT Pidilite Indonesia	Subsidiary
n.	Pidilite Speciality Chemicals Bangladesh Pvt Ltd	Subsidiary
o.	Pidilite Innovation Centre Pte Ltd	Subsidiary
p.	Pidilite Industries Egypt - SAE	Subsidiary
q.	Pidilite Bamco Ltd	Subsidiary
r.	Bamco Supply and Services Ltd	Subsidiary
s.	PIL Trading (Egypt) Company	Subsidiary
t.	Pidilite Industries Trading (Shanghai) Co. Ltd	Subsidiary
u.	Pidilite Chemical PLC	Subsidiary
v.	Pidilite Lanka (Pvt) Ltd	Subsidiary
w.	ICA Pidilite Pvt Ltd	Subsidiary
x.	Nebula East Africa Pvt Ltd	Subsidiary
y.	Nina Lanka Construction Technologies (Pvt) Ltd	Subsidiary
z.	Pidilite East Africa Limited	Subsidiary
aa.	Pidilite Ventures LLC	Subsidiary
ab.	Pidilite Litokol Pvt Ltd	Subsidiary
ac.	Pidilite Grupo Puma Manufacturing Ltd	Subsidiary
ad.	Nina Percept (Bangladesh) Pvt Ltd	Subsidiary
ae.	Pidilite C-Techos Walling Ltd	Subsidiary
af.	Tenax Pidilite India Pvt Ltd	Subsidiary
ag.	Solstice Business Solutions Private Limited (w.e.f. 6 <sup>th</sup> April 2023)	Subsidiary
ah.	Vinyl Chemicals (India) Ltd	Associate
ai.	Aapkapainter Solutions Private Limited	Associate
aj.	Kaarwan Eduventures Private Limited	Associate
ak.	Climacrew Private Limited	Associate
al.	Buildnext Construction Solutions Private Limited	Associate
am.	Finemake Technologies Private Limited	Associate
an.	Constrobot Robotics Private Limited (w.e.f. 27 <sup>th</sup> May 2023)	Associate
ao.	Pidilitepuma MEA Chemicals LLC (w.e.f. 2 <sup>nd</sup> October 2023)	Joint Venture
ap.	Plus Call Technical Services LLC (upto 31 <sup>st</sup> October 2022)	Substantial Interest in Voting Power (Joint Venture)
aq.	Parekh Marketing Ltd	Significant Influence of KMP
ar.	Pargro Investment Pvt Ltd	Significant Influence of KMP
as.	Kalva Marketing and Services Ltd	Significant Influence of KMP
at.	Dr. Fixit Institute of Structural Protection and Rehabilitation	Significant Influence of KMP
<b>(ii) Key Management Personnel (KMP):</b>		
a.	Shri M B Parekh	Executive Chairman
b.	Shri N K Parekh (upto 31 <sup>st</sup> March 2024)	Non-Executive Director
c.	Shri Bharat Puri	Managing Director
d.	Shri Sudhanshu Vats (w.e.f. 18 <sup>th</sup> May 2022)	Deputy Managing Director
e.	Shri A B Parekh	Executive Vice Chairman
f.	Shri A N Parekh	Executive Vice Chairman
g.	Shri Joseph Varghese (w.e.f. 9 <sup>th</sup> November 2022)	Whole Time Director
h.	Shri Sandeep Batra	Chief Financial Officer (w.e.f. 1 <sup>st</sup> June 2022) & Whole Time Director (w.e.f. 9 <sup>th</sup> November 2022)
i.	Shri Bansi S. Mehta (upto 31 <sup>st</sup> March 2024)	Non-Executive Independent Director
j.	Shri Sanjeev Aga	Non-Executive Independent Director
k.	Shri Uday Chander Khanna	Non-Executive Independent Director
l.	Smt. Meera Shankar	Non-Executive Independent Director
m.	Shri Vinod Kumar Dasari	Non-Executive Independent Director
n.	Shri Piyush Pandey	Non-Executive Independent Director
o.	Shri Rajeev Vasudeva	Non-Executive Independent Director
p.	Shri Meher Pudumjee	Non-Executive Independent Director
q.	Shri Murali Sivaraman (w.e.f. 23 <sup>rd</sup> January 2024)	Non-Executive Independent Director
<b>(iii) Close member of Key Management Personnel:</b>		
a.	Smt Mala M Parekh	Wife of Executive Chairman

**45 (iv) Transactions with Related Parties are as follows:**

(₹ in crores)

Nature of Transaction	For the year ended 31 <sup>st</sup> March 2024				For the year ended 31 <sup>st</sup> March 2023			
	Subsidiary	Associate	Significant Influence of KMP/Close member of KMP	Total	Subsidiary	Associate	Significant Influence of KMP/Close member of KMP	Total
<b>a. Sales and Related Income</b>								
Parekh Marketing Ltd	-	-	61.87	61.87	-	-	118.01	118.01
Pidilite MEA Chemicals LLC	92.04	-	-	92.04	80.92	-	-	80.92
Nina Percept Private Limited	30.60	-	-	30.60	32.53	-	-	32.53
Pidilite Speciality Chemicals Bangladesh Pvt Ltd	25.98	-	-	25.98	44.29	-	-	44.29
Pidilite Lanka (Pvt) Ltd	10.45	-	-	10.45	7.29	-	-	7.29
Pidilite Industries Egypt - SAE	6.04	-	-	6.04	10.80	-	-	10.80
Pidilite USA Inc	0.12	-	-	0.12	5.79	-	-	5.79
ICA Pidilite Pvt Ltd	0.58	-	-	0.58	0.20	-	-	0.20
PIL Trading (Egypt) Company	0.55	-	-	0.55	1.36	-	-	1.36
Pidilite East Africa Ltd	7.37	-	-	7.37	6.46	-	-	6.46
Pidilite Innovation Centre Pte Ltd	1.26	-	-	1.26	0.75	-	-	0.75
Pidilite Bamco Ltd	-	-	-	-	0.18	-	-	0.18
Tenax Pidilite India Pvt Ltd	0.05	-	-	0.05	0.15	-	-	0.15
Pidilite Litokol Pvt Ltd	1.38	-	-	1.38	0.34	-	-	0.34
<b>Sub-Total (a)</b>	<b>176.42</b>	<b>-</b>	<b>61.87</b>	<b>238.29</b>	<b>191.06</b>	<b>-</b>	<b>118.01</b>	<b>309.07</b>
<b>b. Royalty and Technical Knowhow Received</b>								
Pidilite Speciality Chemicals Bangladesh Pvt Ltd	2.32	-	-	2.32	2.29	-	-	2.29
Pidilite MEA Chemicals LLC	1.12	-	-	1.12	1.15	-	-	1.15
Pidilite Industries Egypt - SAE	0.45	-	-	0.45	0.67	-	-	0.67
Pidilite Lanka (Pvt) Ltd	0.48	-	-	0.48	0.42	-	-	0.42
Pidilite East Africa Ltd	0.26	-	-	0.26	0.25	-	-	0.25
Pidilite Bamco Ltd	0.05	-	-	0.05	0.07	-	-	0.07
Bamco Supply and Services Ltd	0.05	-	-	0.05	0.04	-	-	0.04
Nebula East Africa Pvt Ltd	0.01	-	-	0.01	0.02	-	-	0.02
Pidilite Litokol Pvt Ltd	0.23	-	-	0.23	-	-	-	-
<b>Sub-Total (b)</b>	<b>4.97</b>	<b>-</b>	<b>-</b>	<b>4.97</b>	<b>4.91</b>	<b>-</b>	<b>-</b>	<b>4.91</b>



(₹ in crores)

Nature of Transaction	For the year ended 31 <sup>st</sup> March 2024				For the year ended 31 <sup>st</sup> March 2023			
	Subsidiary	Associate	Significant Influence of KMP/Close member of KMP	Total	Subsidiary	Associate	Significant Influence of KMP/Close member of KMP	Total
<b>c. Income from Services Rendered</b>								
Nina Percept Private Limited	5.97	-	-	5.97	6.70	-	-	6.70
Pidilite Lanka (Pvt) Ltd	0.51	-	-	0.51	0.40	-	-	0.40
Pidilite MEA Chemicals LLC	0.74	-	-	0.74	0.23	-	-	0.23
Pidilite Speciality Chemicals Bangladesh Pvt Ltd	0.01	-	-	0.01	0.01	-	-	0.01
Pidilite Bamco Ltd	0.16	-	-	0.16	0.16	-	-	0.16
Pidilite Industries Egypt - SAE	0.08	-	-	0.08	0.07	-	-	0.07
Pidilite East Africa Ltd	0.13	-	-	0.13	0.16	-	-	0.16
Pulvitec Do Brasil Industria E Comercio De Colas E Adesivos Ltda	0.05	-	-	0.05	0.07	-	-	0.07
Pidilite C-Techos Walling Ltd	0.01	-	-	0.01	0.03	-	-	0.03
Pidilite Grupo Puma Mfg Ltd	0.19	-	-	0.19	0.24	-	-	0.24
Tenax Pidilite India Pvt Ltd	0.29	-	-	0.29	0.37	-	-	0.37
Hybrid Coatings	0.06	-	-	0.06	0.06	-	-	0.06
Building Envelope Systems India Ltd	0.06	-	-	0.06	0.06	-	-	0.06
Pidilite Innovation Centre Pte Ltd	0.02	-	-	0.02	0.02	-	-	0.02
Pidilite Litokol Pvt Ltd	0.03	-	-	0.03	0.01	-	-	0.01
Aapkapainter Solutions Private Limited	-	0.54	-	0.54	-	0.04	-	0.04
<b>Sub-Total (c)</b>	<b>8.31</b>	<b>0.54</b>	<b>-</b>	<b>8.85</b>	<b>8.59</b>	<b>0.04</b>	<b>-</b>	<b>8.63</b>
<b>d. Dividend Received</b>								
Vinyl Chemicals (India) Ltd	-	7.45	-	7.45	-	7.45	-	7.45
ICA Pidilite Pvt Ltd	30.77	-	-	30.77	2.29	-	-	2.29
Bhimad Commercial Company Pvt Ltd	-	-	-	-	6.50	-	-	6.50
Fevicol Company Ltd	0.59	-	-	0.59	-	-	-	-
<b>Sub-Total (d)</b>	<b>31.36</b>	<b>7.45</b>	<b>-</b>	<b>38.81</b>	<b>8.79</b>	<b>7.45</b>	<b>-</b>	<b>16.24</b>
<b>e. Purchase of Goods</b>								
Vinyl Chemicals (India) Ltd	-	494.67	-	494.67	-	896.49	-	896.49
ICA Pidilite Pvt Ltd	76.14	-	-	76.14	74.24	-	-	74.24
Hybrid Coatings	4.71	-	-	4.71	2.89	-	-	2.89
Tenax Pidilite India Pvt Ltd	34.36	-	-	34.36	33.31	-	-	33.31
Building Envelope Systems India Ltd	17.14	-	-	17.14	10.75	-	-	10.75
Nina Percept Private Limited	-	-	-	-	0.93	-	-	0.93
Pidilite Litokol Pvt Ltd	42.17	-	-	42.17	3.49	-	-	3.49
Pidilite Grupo Puma Mfg. Ltd	0.16	-	-	0.16	-	-	-	-
<b>Sub-Total (e)</b>	<b>174.68</b>	<b>494.67</b>	<b>-</b>	<b>669.35</b>	<b>125.61</b>	<b>896.49</b>	<b>-</b>	<b>1,022.10</b>
<b>f. Royalty Paid</b>								
Pidilite International Pte Ltd	0.13	-	-	0.13	0.12	-	-	0.12
<b>Sub-Total (f)</b>	<b>0.13</b>	<b>-</b>	<b>-</b>	<b>0.13</b>	<b>0.12</b>	<b>-</b>	<b>-</b>	<b>0.12</b>
<b>g. Expense for services received</b>								
Pidilite USA Inc	-	-	-	-	7.86	-	-	7.86
Pidilite Innovation Centre Pte Ltd	10.63	-	-	10.63	9.22	-	-	9.22
PT Pidilite Indonesia	0.75	-	-	0.75	0.71	-	-	0.71
Pidilite Industries Trading (Shanghai) Co. Ltd	1.51	-	-	1.51	1.30	-	-	1.30
Dr. Fixit Institute of Structural Protection and Rehabilitation	-	-	0.53	0.53	-	-	0.46	0.46
Finemake Technologies Pvt Ltd	-	0.01	-	0.01	-	0.07	-	0.07
<b>Sub-Total (g)</b>	<b>12.89</b>	<b>0.01</b>	<b>0.53</b>	<b>13.43</b>	<b>19.09</b>	<b>0.07</b>	<b>0.46</b>	<b>19.62</b>

(₹ in crores)

Nature of Transaction	For the year ended 31 <sup>st</sup> March 2024				For the year ended 31 <sup>st</sup> March 2023			
	Subsidiary	Associate	Significant Influence of KMP/Close member of KMP	Total	Subsidiary	Associate	Significant Influence of KMP/Close member of KMP	Total
<b>h. Investment in Share Capital</b>								
Pidilite Middle East Ltd	6.79	-	-	6.79	17.03	-	-	17.03
Pidilite Ventures Private Limited (formerly known as Madhumala Ventures Pvt Ltd)	50.03	-	-	50.03	28.11	-	-	28.11
Pidilite International Pte Ltd	-	-	-	-	8.18	-	-	8.18
Pidilite Industries Egypt - SAE	-	-	-	-	0.11	-	-	0.11
Pidilite Grupo Puma Mfg. Ltd	12.45	-	-	12.45	13.04	-	-	13.04
Pidilite Litokol Pvt Ltd	-	-	-	-	12.22	-	-	12.22
Nina Percept Private Limited	107.67	-	-	107.67	-	-	-	-
<b>Sub-Total (h)</b>	<b>176.94</b>	<b>-</b>	<b>-</b>	<b>176.94</b>	<b>78.69</b>	<b>-</b>	<b>-</b>	<b>78.69</b>
<b>i. Buy Back of Shares</b>								
Pidilite USA Inc	79.74	-	-	79.74	-	-	-	-
<b>Sub-Total (i)</b>	<b>79.74</b>	<b>-</b>	<b>-</b>	<b>79.74</b>	<b>-</b>	<b>-</b>	<b>-</b>	<b>-</b>
<b>j. Sale / (Purchase) of Fixed Assets</b>								
Nina Percept Private Limited	(0.29)	-	-	(0.29)	(2.01)	-	-	(2.01)
Nina Percept Private Limited	-	-	-	-	0.06	-	-	0.06
<b>Sub-Total (j)</b>	<b>(0.29)</b>	<b>-</b>	<b>-</b>	<b>(0.29)</b>	<b>(1.95)</b>	<b>-</b>	<b>-</b>	<b>(1.95)</b>
<b>k. Rent Paid / (Received)</b>								
ICA Pidilite Pvt Ltd (net)	(0.05)	-	-	(0.05)	0.17	-	-	0.17
Smt. Mala Parekh	-	-	0.95	0.95	-	-	0.90	0.90
Parekh Marketing Ltd	-	-	0.23	0.23	-	-	0.09	0.09
Pargro Investment Pvt Ltd	-	-	(0.08)	(0.08)	-	-	(0.08)	(0.08)
Tenax Pidilite India Pvt Ltd	(0.12)	-	-	(0.12)	(0.47)	-	-	(0.47)
Pidilite Grupo Puma Mfg. Ltd	(0.63)	-	-	(0.63)	(0.63)	-	-	(0.63)
Nina Percept Private Limited	(0.42)	-	-	(0.42)	-	-	-	-
<b>Sub-Total (k)</b>	<b>(1.22)</b>	<b>-</b>	<b>1.10</b>	<b>(0.12)</b>	<b>(0.93)</b>	<b>-</b>	<b>0.91</b>	<b>(0.02)</b>
<b>l. Reimbursement of expenses made</b>								
Pidilite MEA Chemicals LLC	8.16	-	-	8.16	6.01	-	-	6.01
Pidilite USA Inc	1.78	-	-	1.78	0.02	-	-	0.02
Parekh Marketing Ltd	-	-	0.01	0.01	-	-	-	-
Pidilite Industries Egypt - SAE	1.10	-	-	1.10	0.69	-	-	0.69
Nina Percept Private Limited	0.31	-	-	0.31	0.69	-	-	0.69
<b>Sub-Total (l)</b>	<b>11.35</b>	<b>-</b>	<b>0.01</b>	<b>11.36</b>	<b>7.41</b>	<b>-</b>	<b>-</b>	<b>7.41</b>
<b>m. Reimbursement of expenses received</b>								
Pidilite Grupo Puma Mfg. Ltd	1.97	-	-	1.97	2.64	-	-	2.64
Pidilite C-Techos Walling Ltd	0.09	-	-	0.09	0.33	-	-	0.33
Pidilite Litokol Pvt Ltd	0.41	-	-	0.41	0.08	-	-	0.08
Tenax Pidilite India Pvt Ltd	1.92	-	-	1.92	1.98	-	-	1.98
ICA Pidilite Pvt Ltd	0.90	-	-	0.90	0.85	-	-	0.85
Nina Percept Private Limited	0.14	-	-	0.14	0.32	-	-	0.32
Pidilite MEA Chemicals LLC	4.07	-	-	4.07	0.54	-	-	0.54
Pidilite Bamco Ltd	0.04	-	-	0.04	-	-	-	-
Pidilite Lanka (Pvt) Ltd	0.20	-	-	0.20	0.16	-	-	0.16
Pidilite Speciality Chemicals Bangladesh Pvt Ltd	0.29	-	-	0.29	0.60	-	-	0.60
Parekh Marketing Ltd	-	-	0.03	0.03	-	-	-	-
<b>Sub-Total (m)</b>	<b>10.03</b>	<b>-</b>	<b>0.03</b>	<b>10.06</b>	<b>7.50</b>	<b>-</b>	<b>-</b>	<b>7.50</b>

(₹ in crores)

Nature of Transaction	For the year ended 31 <sup>st</sup> March 2024				For the year ended 31 <sup>st</sup> March 2023			
	Subsidiary	Associate	Significant Influence of KMP/Close member of KMP	Total	Subsidiary	Associate	Significant Influence of KMP/Close member of KMP	Total
<b>n. Loans and advances Given</b>								
Aapkapainter Solutions Private Limited	-	7.62	-	7.62	-	2.04	-	2.04
<b>Sub-Total (n)</b>	-	7.62	-	7.62	-	2.04	-	2.04
<b>o. Corporate guarantee given/ (withdrawn) to bank on behalf of</b>								
Pulvitec do Brasil Industria e Comercio de Colas e Adesivos Ltda	(17.26)	-	-	(17.26)	-	-	-	-
Nina Percept Private Limited	-	-	-	-	90.00	-	-	90.00
<b>Sub-Total (o)</b>	(17.26)	-	-	(17.26)	90.00	-	-	90.00
<b>p. Compensation of Key Management Personnel of the Company:</b>								
<b>Remuneration / Commission to Directors:</b>								
<b>i Short Term Employee benefits</b>								
• Shri M B Parekh	-	-	3.79	3.79	-	-	3.90	3.90
• Shri Bharat Puri	-	-	18.71	18.71	-	-	15.96	15.96
• Shri A B Parekh	-	-	1.59	1.59	-	-	1.90	1.90
• Shri A N Parekh	-	-	9.05	9.05	-	-	6.72	6.72
• Shri Debabrata Gupta	-	-	-	-	-	-	1.36	1.36
• Shri Sudhanshu Vats*	-	-	10.13	10.13	-	-	8.89	8.89
• Shri Joseph Varghese	-	-	2.66	2.66	-	-	1.09	1.09
• Shri Sandeep Batra**	-	-	5.11	5.11	-	-	3.64	3.64
<b>Sub-Total</b>	-	-	51.04	51.04	-	-	43.46	43.46
Note: As the liability of defined benefit plans and compensated absences are provided on actuarial basis for the company as whole, the amount pertaining to KMP are not included.								
<b>ii Share-based payments***</b>								
• Shri Bharat Puri	-	-	58.31	58.31	-	-	-	-
• Shri Sudhanshu Vats	-	-	12.67	12.67	-	-	-	-
<b>Sub-Total</b>	-	-	70.98	70.98	-	-	-	-
<b>iii Sitting fees and Commission</b>			4.05	4.05			2.80	2.80
<b>q. Dividend Paid to KMP</b>	-	-	126.50	126.50	-	-	111.23	111.23

\* During previous year, includes remuneration as Deputy MD w.e.f. 18<sup>th</sup> May 2022 amounting to ₹ 8.07 crores.\*\* During previous year, includes Remuneration as Whole Time Director w.e.f. 9<sup>th</sup> November 2022 amounting to ₹ 2.06 crores

\*\*\* Share-based payments does not include stock options which will be subject to vesting conditions in accordance with 2016 plan.

(₹ in crores)

Nature of Transaction	For the year ended 31 <sup>st</sup> March 2024				For the year ended 31 <sup>st</sup> March 2023			
	Subsidiary	Associate	Significant Influence of KMP/Close member of KMP	Total	Subsidiary	Associate	Significant Influence of KMP/Close member of KMP	Total
<b>r. Outstanding Balances:</b>								
<b>i Trade &amp; Other Receivables</b>								
Parekh Marketing Ltd	-	-	3.20	3.20	-	-	22.02	22.02
Pidilite MEA Chemicals LLC	33.08	-	-	33.08	29.36	-	-	29.36
Nina Percept Private Limited	10.29	-	-	10.29	49.78	-	-	49.78
Pidilite Industries Egypt - SAE	3.34	-	-	3.34	7.16	-	-	7.16
Pidilite Speciality Chemicals Bangladesh Pvt Ltd	10.94	-	-	10.94	10.37	-	-	10.37
Pulvitec Do Brasil Industria e Comercio De Colas e Adesivos Ltda	-	-	-	-	0.02	-	-	0.02
Pidilite USA Inc	-	-	-	-	0.34	-	-	0.34
Pidilite Lanka (Pvt) Ltd	4.83	-	-	4.83	3.11	-	-	3.11
Pidilite Innovation Centre Pte Ltd	0.21	-	-	0.21	0.20	-	-	0.20
PIL Trading (Egypt) Company	0.30	-	-	0.30	-	-	-	-
Pidilite Bamco Ltd	0.05	-	-	0.05	0.06	-	-	0.06
Bamco Supply and Services Ltd	0.01	-	-	0.01	0.01	-	-	0.01
Building Envelope Systems India Ltd	0.03	-	-	0.03	-	-	-	-
Hybrid Coatings	0.03	-	-	0.03	-	-	-	-
ICA Pidilite Pvt Ltd	2.09	-	-	2.09	0.50	-	-	0.50
Pidilite C-Techos Walling Ltd	0.65	-	-	0.65	0.52	-	-	0.52
Pidilite Litokol Pvt Ltd	1.22	-	-	1.22	0.48	-	-	0.48
Pidilite Grupo Puma Mfg. Ltd	0.46	-	-	0.46	4.21	-	-	4.21
Tenax Pidilite India Pvt Ltd	0.30	-	-	0.30	3.10	-	-	3.10
Pidilite East Africa Ltd	3.14	-	-	3.14	2.52	-	-	2.52
Pargro Investment Pvt Ltd	-	-	0.05	0.05	-	-	-	-
Dr. Fixit Institute of Structural Protection and Rehabilitation	-	-	0.03	0.03	-	-	-	-
Nebula East Africa Pvt Ltd	0.01	-	-	0.01	0.02	-	-	0.02
<b>Sub-Total</b>	<b>70.98</b>	<b>-</b>	<b>3.28</b>	<b>74.26</b>	<b>111.76</b>	<b>-</b>	<b>22.02</b>	<b>133.78</b>
<b>ii Loans and advances</b>								
Pagel Concrete Technologies Pvt Ltd	0.33	-	-	0.33	0.33	-	-	0.33
Aapkapainter Solutions Private Limited	-	9.66	-	9.66	-	2.04	-	2.04
<b>Sub-Total</b>	<b>0.33</b>	<b>9.66</b>	<b>-</b>	<b>9.99</b>	<b>0.33</b>	<b>2.04</b>	<b>-</b>	<b>2.37</b>

(₹ in crores)

Nature of Transaction	For the year ended 31 <sup>st</sup> March 2024				For the year ended 31 <sup>st</sup> March 2023			
	Subsidiary	Associate	Significant Influence of KMP/Close member of KMP	Total	Subsidiary	Associate	Significant Influence of KMP/Close member of KMP	Total
<b>iii Trade Payables</b>								
Vinyl Chemicals (India) Ltd	-	71.13	-	71.13	-	17.35	-	17.35
ICA Pidilite Pvt Ltd	15.26	-	-	15.26	11.52	-	-	11.52
Pidilite Industries Trading (Shanghai) Co. Ltd	1.88	-	-	1.88	1.60	-	-	1.60
Pidilite USA Inc	0.21	-	-	0.21	0.02	-	-	0.02
Pidilite Innovation Centre Pte Ltd	1.80	-	-	1.80	1.61	-	-	1.61
PT Pidilite Indonesia	0.03	-	-	0.03	0.03	-	-	0.03
Hybrid Coatings	0.86	-	-	0.86	0.54	-	-	0.54
Building Envelope Systems India Ltd	2.95	-	-	2.95	0.56	-	-	0.56
Pidilite Litokol Pvt Ltd	3.35	-	-	3.35	1.35	-	-	1.35
Tenax Pidilite India Pvt Ltd	2.63	-	-	2.63	3.81	-	-	3.81
PIL Trading (Egypt) Company	0.12	-	-	0.12	0.10	-	-	0.10
Pidilite MEA Chemicals LLC	-	-	-	-	0.71	-	-	0.71
Nina Percept Private Limited	0.37	-	-	0.37	0.37	-	-	0.37
Pidilite East Africa Ltd	0.19	-	-	0.19	0.17	-	-	0.17
Pidilite Speciality Chemicals Bangladesh Pvt Ltd	-	-	-	-	1.79	-	-	1.79
Pidilite Industries Egypt - SAE	0.48	-	-	0.48	0.02	-	-	0.02
Pidilite International Pte Ltd	0.17	-	-	0.17	0.21	-	-	0.21
Finemake Technologies Pvt Ltd	-	-	-	-	-	0.01	-	0.01
Parekh Marketing Ltd	-	-	0.10	0.10	-	-	-	-
<b>Sub-Total</b>	<b>30.30</b>	<b>71.13</b>	<b>0.10</b>	<b>101.53</b>	<b>24.41</b>	<b>17.36</b>	<b>-</b>	<b>41.77</b>
<b>iv Corporate guarantee given to bank on behalf of</b>								
Pulvitec do Brasil Industria e Comercio de Colas e Adesivos Ltda	-	-	-	-	17.26	-	-	17.26
Pidilite Bamco Ltd	3.59	-	-	3.59	3.53	-	-	3.53
Pidilite MEA Chemicals LLC	45.41	-	-	45.41	44.74	-	-	44.74
Pidilite Lanka Private Limited	36.65	-	-	36.65	36.12	-	-	36.12
Bamco Supply & Services Ltd	1.21	-	-	1.21	1.19	-	-	1.19
Pidilite East Africa Limited	12.51	-	-	12.51	12.33	-	-	12.33
Nina Percept Private Limited	90.00	-	-	90.00	90.00	-	-	90.00
<b>Sub-Total</b>	<b>189.37</b>	<b>-</b>	<b>-</b>	<b>189.37</b>	<b>205.17</b>	<b>-</b>	<b>-</b>	<b>205.17</b>

All Related Party Transactions entered during the year were in ordinary course of the business and on arm's length basis. Outstanding balances at the year-end are unsecured and settlement occurs in cash.

**46 Employee Benefits**

The Company has classified various employee benefits as under :

**(A) Defined Contribution Plans**

(a) Provident Fund

(b) Superannuation Fund

(c) State Defined Contribution Plans

- Employers' Contribution to Employees' State Insurance

- Employers' Contribution to Employees' Pension Scheme 1995

- Labour Welfare Fund

(d) National Pension Scheme

The Provident Fund and the State Defined Contribution Plans are operated by the Regional Provident Fund Commissioner, the Superannuation Fund is administered by the LIC of India and National Pension Fund is administered by Pension Fund Regulatory and Development Authority (PFRDA), as applicable, for all eligible employees. Under the schemes, the Company is required to contribute a specified percentage of payroll cost to the retirement benefit schemes to fund the benefits. These funds are recognised by the Income Tax Authorities.

The Company has recognised the following amounts in the Statement of Profit and Loss :

(₹ in crores)

	For the year ended 31 <sup>st</sup> March 2024	For the year ended 31 <sup>st</sup> March 2023
(i) Contribution to Provident Fund	39.01	30.97
(ii) Contribution to Employees' Superannuation Fund	0.41	0.66
(iii) Contribution to Employees' State Insurance Scheme	0.14	0.19
(iv) Contribution to Employees' Pension Scheme 1995	11.13	10.18
(v) Contribution to National Pension Scheme	5.92	5.89
<b>TOTAL</b>	<b>56.61</b>	<b>47.89</b>
<b>(B) Defined Benefit Plans</b>		
Gratuity (Funded)		
<b>(C) Other Long-Term Benefits (Unfunded)</b>		
(a) Compensated Absences	17.60	24.40
(b) Anniversary Awards	0.37	1.50
(c) Premature Death Pension Scheme	17.62	4.09
(d) Total Disability Pension Scheme	0.15	0.07



Valuations in respect of above have been carried out by independent actuary, as at the balance sheet date, based on the following assumptions:

	Valuations as at	
	31 <sup>st</sup> March 2024	31 <sup>st</sup> March 2023
(i) Discount Rate (per annum)	7.18%	7.47%
(ii) Rate of increase in Compensation levels (per annum)	1 <sup>st</sup> yr - 8.50%, thereafter 6.50%	1 <sup>st</sup> yr - 8.50%, thereafter 6.50%
(iii) Expected Rate of Return on Assets	7.18%	7.47%
(iv) Attrition Rate	upto 5 yrs - 14.0%, 5 - 10 yrs - 8.6%, Above 10 yrs - 5.3%	upto 5 yrs - 12.7%, 5 - 10 yrs - 5.4%, Above 10 yrs - 4.5%
(v) Retirement Age	60 years	60 years
(vi) The expected rate of return on plan assets is determined after considering several applicable factors such as the composition of the plan assets, investment/ strategy, market scenario, etc. In order to protect the capital and optimise returns within acceptable risk parameters, the plan assets are well diversified.		
(vii) The discount rate is based on the prevailing market yields of Government of India securities as at the balance sheet date for the estimated term of the obligations.		
(viii) The estimate of future salary increases considered, takes into account the inflation, seniority, promotion, increments and other relevant factors.		

Gratuity fund asset is managed by Life Insurance Corporation of India, there is no material risk that the Company would be unable to meet its gratuity liability. Also as the fund is set up as a trust, the money as a part of the trust will not flow back into the Company until the last employee of the trust is paid.

**Note on other risks:**

- Investment Risk** – The funds are invested by LIC / Kotak and they provide returns basis the prevalent bond yields, LIC on an annual basis requests for contributions to the fund, while the contribution requested may not be on the same interest rate as the bond yields provided, basis the past experience it is low risk.
- Interest Risk** – LIC does not provide market value of assets, rather maintains a running statement with interest rates declared annually – The fall in interest rate is not therefore offset by increase in value of Bonds, hence may pose a risk.
- Longevity Risk** – Since the gratuity payment happens at the retirement age of 60, longevity impact is very low at this age, hence this is a non-risk.
- Salary Risk** – The liability is calculated taking into account the salary increase, basis past experience of the Company's actual salary increases with the assumptions used, they are in line, hence this risk is low risk.

(₹ in crores)

	31 <sup>st</sup> March 2024	31 <sup>st</sup> March 2023
	Gratuity Funded	Gratuity Funded
<b>(i) Changes in Present value of Obligation</b>		
1 Present value of defined benefit obligation at the beginning of the year	130.92	122.57
2 Previous period adjustments	(3.25)	1.84
3 Current Service Cost	12.58	11.50
4 Interest Cost	9.15	8.08
5 Actuarial (Gains) / Loss arising from changes in		
- demographic assumption	0.55	-
- financial assumption	2.95	(2.62)
- experience adjustment	23.73	1.42
6 Benefits Paid	(10.69)	(11.87)
<b>7 Present value of defined benefit obligation at the end of the year</b>	<b>165.94</b>	<b>130.92</b>
<b>(ii) Changes in Fair value of Plan Assets</b>		
1 Fair value of plan assets at the beginning of the year	117.90	103.07
2 Expected Return on Plan Assets	8.80	7.40
3 Actuarial Gain/(Loss)	0.45	0.74
4 Employer's Contributions	16.11	18.63
5 Benefits Paid	(6.58)	(11.10)
6 Benefits to be receivable from fund	(4.11)	(0.84)
<b>7 Fair value of plan assets at the end of the year</b>	<b>132.57</b>	<b>117.90</b>

(₹ in crores)

	31 <sup>st</sup> March 2024	31 <sup>st</sup> March 2023
	Gratuity Funded	Gratuity Funded
<b>(iii) Net Benefit (Asset) / Liability</b>		
1 Defined benefit obligation	165.94	130.92
2 Fair value of plan assets	132.57	117.90
<b>3 Net Benefit (Asset) / Liability (refer Note 27)</b>	<b>33.37</b>	<b>13.02</b>
<b>(iv) Expenses recognised in the Statement of Profit and Loss</b>		
1 Current Service Cost	12.58	11.50
2 Interest cost on benefit obligation (net)	0.35	0.68
<b>3 Total Expenses recognized in the Statement of Profit and Loss</b>	<b>12.93</b>	<b>12.18</b>
<b>(v) Remeasurement Effects Recognised in Other Comprehensive Income for the year</b>		
1 Actuarial (Gains) / Loss arising from changes in		
- demographic assumption	0.55	-
- financial assumption	2.95	(2.62)
- experience adjustment	23.73	1.42
2 Return on plan asset	(0.45)	(0.74)
<b>3 Recognised in Other Comprehensive Income</b>	<b>26.78</b>	<b>(1.94)</b>
<b>(vi) Actual return on plan assets</b>	<b>5.14</b>	<b>8.69</b>
<b>(vii) Sensitivity Analysis</b>		
Defined Benefit Obligation		
<b>Discount Rate</b>		
a Discount Rate - 100 basis points	177.01	140.32
b Discount Rate + 100 basis points	156.02	122.52
<b>Salary Increase Rate</b>		
a Rate - 100 basis points	155.89	122.40
b Rate + 100 basis points	176.94	140.29
<b>Note on Sensitivity Analysis</b>		
1 Sensitivity analysis for each significant actuarial assumptions of the Company which are discount rate and salary assumptions as of the end of the reporting period, showing how the defined benefit obligation would have been affected by changes is called out in the table above.		
2 The method used to calculate the liability in these scenarios is by keeping all the other parameters and the data same as in the base liability calculation except for the parameters to be stressed.		
3 There is no change in the method from the previous period and the points /percentage by which the assumptions are stressed are same to that in the previous year.		
<b>(viii) Expected Future Cashflows</b>		
Year 1	32.30	16.66
Year 2	19.47	21.39
Year 3	14.70	12.45
Year 4	15.73	10.97
Year 5	16.01	11.23
Year 6 to 10	67.93	56.20
<b>(ix) Average Expected Future Working Life (yrs)</b>	<b>9.59</b>	<b>11.05</b>

**47 Employee Stock Option Scheme****a) Details of Employee Share Options**

In the Annual General Meeting of the Company held on 24<sup>th</sup> July 2012, the shareholders approved the issue of 50,76,486 equity shares under the Scheme titled "Employee Stock Option Scheme 2012" (ESOS 2012). The Board approved Employees Stock Option Scheme covering 3,00,000 Stock options, in terms of the regulations of the Securities and Exchange Board of India.

The ESOS 2012 allows the issue of options to Eligible employees of the Company. Each option comprises one underlying equity share. The exercise price of each option shall be ₹ 1/- per equity share. The options vest in the manner as specified in ESOS 2012. Options may be exercised within 5 years from the date of vesting.

ESOP 2016 covering grant of 45,00,000 options (including 2,50,000 Options to be granted to Eligible Employees/ Directors of the subsidiary Companies) was approved by the shareholders through Postal Ballot on 2<sup>nd</sup> April 2016. Each option comprises one underlying equity share. The exercise price shall be ₹ 1/- per option or such other higher price as may be fixed by the Board or Committee. Options to be granted under the Plan shall vest not earlier than one year but not later than a maximum of six years from the date of grant of such options. In the case of Eligible Employee who has not completed 3 years of employment as on date of the grant of Options then the Options which are due for vesting before completion of 3 years as above, shall vest as on the completion of 3 years of employment in the Company by the Employee concerned or as may be approved by the Nomination and Remuneration Committee. Vested Options will have to be exercised within 3 years from the date of respective vesting.

The following share based payment arrangements were in existence during the current & prior years:

Option Series	Number	Grant date	Vesting date	Exercise price (₹)	Fair value at grant date (₹)
1 Granted on 8 <sup>th</sup> November 2017-ESOP 2016	28,750	08.11.2017	08.11.2018	1.00	734.15
	28,750	08.11.2017	08.11.2019	1.00	734.15
2 Granted on 30 <sup>th</sup> October 2018-ESOP 2016	1,33,200	30.10.2018	30.10.2019	1.00	931.19
	1,33,200	30.10.2018	30.10.2020	1.00	931.19
	1,500	30.10.2018	30.10.2019	1.00	924.50
	1,500	30.10.2018	30.10.2020	1.00	924.50
	2,000	30.10.2018	30.10.2021	1.00	924.50
3 Granted on 23 <sup>rd</sup> January 2019-ESOP 2016	3,000	23.01.2019	23.01.2022	1.00	1,112.48
	3,000	23.01.2019	23.01.2023	1.00	1,112.48
	4,000	23.01.2019	23.01.2024	1.00	1,112.48
	1,500	23.01.2019	29.01.2021	1.00	1,127.85
	1,500	23.01.2019	29.01.2022	1.00	1,127.85
	1,500	23.01.2019	01.02.2021	1.00	1,127.85
	1,500	23.01.2019	01.02.2022	1.00	1,127.85
4 Granted on 5 <sup>th</sup> August 2020-ESOP 2016	5,000	05.08.2020	05.08.2022	1.00	1,318.08
	5,000	05.08.2020	05.08.2023	1.00	1,318.08
	1,400	05.08.2020	05.08.2021	1.00	1,319.96
	1,050	05.08.2020	05.08.2022	1.00	1,319.96
	1,050	05.08.2020	05.08.2023	1.00	1,319.96
5 Granted on 4 <sup>th</sup> November 2020-ESOP 2016	15,245	04.11.2020	04.11.2021	1.00	1,536.91
	15,245	04.11.2020	04.11.2022	1.00	1,536.91
	1,17,500	04.11.2020	04.11.2021	1.00	1,536.91
	1,17,500	04.11.2020	04.11.2022	1.00	1,536.91
6 Granted on 9 <sup>th</sup> October 2021-ESOP 2016	25,000	09.10.2021	13.10.2022	1.00	2,422.93
	25,000	09.10.2021	13.10.2023	1.00	2,422.93
7 Granted on 9 <sup>th</sup> November 2021-ESOP 2016	2,775	09.11.2021	09.11.2023	1.00	2,345.77
	2,775	09.11.2021	09.11.2024	1.00	2,345.77
	3,700	09.11.2021	09.11.2025	1.00	2,345.77
	14,100	09.11.2021	09.11.2024	2,390.75	944.34
	14,100	09.11.2021	09.11.2025	2,390.75	944.34
	18,800	09.11.2021	09.11.2026	2,390.75	944.34

Option Series	Number	Grant date	Vesting date	Exercise price (₹)	Fair value at grant date (₹)
8 Granted on 24 <sup>th</sup> January 2022-ESOP 2016	1,000	24.01.2022	24.01.2024	1.00	2,667.05
	1,000	24.01.2022	24.01.2025	1.00	2,667.05
9 Granted on 11 <sup>th</sup> March 2022-ESOP 2016	800	11.03.2022	11.03.2023	1.00	2,325.81
	800	11.03.2022	11.03.2024	1.00	2,325.81
	900	11.03.2022	11.03.2025	1.00	2,325.81
10 Granted on 18 <sup>th</sup> May 2022- ESOP 2016	165	18.05.2022	18.05.2024	1.00	2,142.47
	165	18.05.2022	18.05.2025	1.00	2,142.47
11 Granted on 24 <sup>th</sup> Jan 2023- ESOP 2016	5,000	24.01.2023	01.06.2025	1.00	2,368.65
	5,000	24.01.2023	01.06.2026	1.00	2,391.47
	7,500	24.01.2023	01.06.2027	2,205.00	1,131.02
12 Granted on 8 <sup>th</sup> Nov 2023- ESOP 2016	25,546	08.11.2023	08.11.2024	1.00	2,426.68
	25,546	08.11.2023	08.11.2025	1.00	2,416.03
	728	08.11.2023	08.11.2026	1.00	2,405.42
	330	29.02.2024	01.03.2025	1.00	2,689.06
13 Granted on 29 <sup>th</sup> Feb 2024- ESOP 2016	2,330	29.02.2024	01.03.2026	1.00	2,677.25
	2,440	29.02.2024	01.03.2027	1.00	2,665.49
	2,000	29.02.2024	01.03.2028	1.00	2,653.78
	4,00,000	29.02.2024	01.09.2028	2,438.00	1,296.88
	2,000	29.02.2024	01.03.2029	1.00	2,642.11

**b) Fair value of share options granted**

The fair value of the stock options has been estimated using Black-Scholes/ Binomial model which takes into account as of grant date the exercise price and expected life of the option, the current market price of underlying stock and its expected volatility, expected dividends on stock and the risk free interest rate for the expected term of the option.

Inputs into the model	Granted on 8 <sup>th</sup> November 2017-ESOP 2016	Granted on 30 <sup>th</sup> October 2018-ESOP 2016	Granted on 23 <sup>rd</sup> January 2019-ESOP 2016		
Share price (on the date previous to grant date)	758.55	961.55	1,152.80	1,152.80	1,152.80
Exercise price	1.00	1.00	1.00	1.00	1.00
<b>Date of vesting (1)</b>	<b>08.11.2018</b>	<b>30.10.2019</b>	<b>23.01.2022</b>	<b>29.01.2021</b>	<b>01.02.2021</b>
Dividend yield (%)	0.85	2.54	0.84	0.84	0.84
Option life (no. of years)	2.50	2.50	6.00	5.02	5.02
Risk free interest rate (%)	6.69	8.01	7.56	7.49	7.49
Expected volatility (%)	22.12	23.20	24.34	23.87	23.86
<b>Date of vesting (2)</b>	<b>08.11.2019</b>	<b>30.10.2020</b>	<b>23.01.2023</b>	<b>29.01.2022</b>	<b>01.02.2022</b>
Dividend yield (%)	0.91	3.62	0.84	0.84	0.84
Option life (no. of years)	3.50	3.50	7.00	6.02	6.03
Risk free interest rate (%)	6.64	8.02	7.58	7.56	7.56
Expected volatility (%)	24.01	23.24	24.37	24.32	24.30
<b>Date of vesting (3)</b>	<b>-</b>	<b>30.10.2021</b>	<b>23.01.2024</b>	<b>-</b>	<b>-</b>
Dividend yield (%)	-	4.82	0.84	-	-
Option life (no. of years)	-	4.50	8.00	-	-
Risk free interest rate (%)	-	8.15	7.65	-	-
Expected volatility (%)	-	24.34	24.40	-	-

Inputs into the model	Granted on 5 <sup>th</sup> August 2020-ESOP 2016		Granted on 4 <sup>th</sup> November 2020-ESOP 2016	Granted on 9 <sup>th</sup> October 2021-ESOP 2016	Granted on 09 <sup>th</sup> November 2021-ESOP 2016	
Share price (on the date previous to grant date)	1,342.80	1,342.80	1,565.60	2,441.60	2,382.30	2,382.30
Exercise price	1.00	1.00	1.00	1.00	2,390.75	1.00
<b>Date of vesting (1)</b>	<b>05.08.2022</b>	<b>05.08.2021</b>	<b>04.11.2021</b>	<b>13.10.2022</b>	<b>09.11.2024</b>	<b>09.11.2023</b>
Dividend yield (%)	0.72	0.72	0.72	0.49	0.49	0.49
Option life (no. of years)	5.00	4.00	4.01	4.00	6.00	5.00
Risk free interest rate (%)	5.13	4.89	4.89	5.41	6.02	5.80
Expected volatility (%)	25.39	22.94	23.17	23.70	23.19	23.19
<b>Date of vesting (2)</b>	<b>05.08.2023</b>	<b>05.08.2022</b>	<b>04.11.2022</b>	<b>13.10.2023</b>	<b>09.11.2025</b>	<b>09.11.2024</b>
Dividend yield (%)	0.72	0.72	0.72	0.49	0.49	0.49
Option life (no. of years)	6.00	5.00	5.01	5.00	7.00	6.00
Risk free interest rate (%)	5.62	5.13	5.13	5.82	6.23	6.02
Expected volatility (%)	25.95	25.39	25.73	23.23	23.95	23.95
<b>Date of vesting (3)</b>	-	<b>05.08.2023</b>	-	-	<b>09.11.2026</b>	<b>09.11.2025</b>
Dividend yield (%)	-	0.72	-	-	0.49	0.49
Option life (no. of years)	-	6.00	-	-	8.00	7.00
Risk free interest rate (%)	-	5.62	-	-	6.25	6.23
Expected volatility (%)	-	25.95	-	-	23.90	23.90

Inputs into the model	Granted on 24 <sup>th</sup> January 2022-ESOP 2016	Granted on 11 <sup>th</sup> March 2022-ESOP 2016	Granted on 18 <sup>th</sup> May 2022-ESOP 2016	Granted on 24 <sup>th</sup> January 2023-ESOP 2016		Granted on 8 <sup>th</sup> November 2023-ESOP 2016
Share price (on the date previous to grant date)	2,700.60	2,349.90	2,169.55	2,409.60	2,409.60	2,438.30
Exercise price	1.00	1.00	1.00	1.00	2,205.00	1.00
<b>Date of vesting (1)</b>	<b>24.01.2024</b>	<b>11.03.2023</b>	<b>18.05.2024</b>	<b>01.06.2025</b>	<b>01.06.2027</b>	<b>08.11.2024</b>
Dividend yield (%)	0.49	0.49	0.49	0.56	0.56	0.44
Option life (no. of years)	5.00	4.00	5.00	5.36	7.36	4.00
Risk free interest rate (%)	6.07	5.96	7.15	7.22	7.38	7.38
Expected volatility (%)	23.20	24.60	24.20	24.06	23.42	21.94
<b>Date of vesting (2)</b>	<b>24.01.2025</b>	<b>11.03.2024</b>	<b>18.05.2025</b>	<b>01.06.2026</b>	-	<b>08.11.2025</b>
Dividend yield (%)	0.49	0.49	0.49	0.56	-	0.44
Option life (no. of years)	6.00	5.00	6.00	6.36	-	5.00
Risk free interest rate (%)	6.31	6.17	7.19	7.32	-	7.39
Expected volatility (%)	23.42	23.80	23.85	23.76	-	22.45
<b>Date of vesting (3)</b>	-	<b>11.03.2025</b>	-	-	-	<b>08.11.2026</b>
Dividend yield (%)	-	0.49	-	-	-	0.44
Option life (no. of years)	-	6.00	-	-	-	6.00
Risk free interest rate (%)	-	6.47	-	-	-	7.47
Expected volatility (%)	-	23.62	-	-	-	23.04

Inputs into the model	Granted on 29 <sup>th</sup> February 2024-ESOP 2016	
Share price (on the date previous to grant date)	2,701.85	2,701.85
Exercise price	1.00	2,438.00
<b>Date of vesting (1)</b>	<b>01.03.2025</b>	<b>01.09.2028</b>
Dividend yield (%)	0.44	0.44
Option life (no. of years)	4.00	7.50
Risk free interest rate (%)	7.18	7.24
Expected volatility (%)	22.14	22.98
<b>Date of vesting (2)</b>	<b>01.03.2026</b>	
Dividend yield (%)	0.44	-
Option life (no. of years)	5.00	-
Risk free interest rate (%)	7.21	-
Expected volatility (%)	22.35	-
<b>Date of vesting (3)</b>	<b>01.03.2027</b>	
Dividend yield (%)	0.44	-
Option life (no. of years)	6.00	-
Risk free interest rate (%)	7.22	-
Expected volatility (%)	23.19	-
<b>Date of vesting (4)</b>	<b>01.03.2028</b>	
Dividend yield (%)	0.44	-
Option life (no. of years)	7.00	-
Risk free interest rate (%)	7.21	-
Expected volatility (%)	22.81	-
<b>Date of vesting (5)</b>	<b>01.03.2029</b>	
Dividend yield (%)	0.44	-
Option life (no. of years)	8.00	-
Risk free interest rate (%)	7.25	-
Expected volatility (%)	22.80	-

## c) Movements in Share Options during the year

	During the year ended 31 <sup>st</sup> March 2024		During the year ended 31 <sup>st</sup> March 2023	
	Options (No's)	Weighted average exercise price per option	Options (No's)	Weighted average exercise price per option
<b>Option outstanding at the beginning of the year</b>				
- ESOP 2016	3,52,660	₹ 1	3,84,740	₹ 1
<b>Granted during the year</b>				
- ESOP 2016	4,60,920	₹ 1,450.22	17,830	₹ 928.09
Vested during the year - ESOP 2016	27,525	₹ 1	1,61,125	₹ 1
Exercised during the year - ESOP 2016	2,95,100	₹ 1	25,825	₹ 1
<b>Lapsed during the year*</b>				
- ESOP 2016	180	₹ 1	24,085	₹ 1
<b>Options outstanding at the end of the year</b>				
- ESOP 2016	5,18,300	₹ 1	3,52,660	₹ 1
<b>Options available for grant</b>				
- ESOS 2012	34,200	₹ 1	34,200	₹ 1
- ESOP 2016	32,80,490	₹ 1	37,41,230	₹ 1
The weighted average share price at the date of exercise for stock options exercised during the year		3,014.03		2,342.26
Range of exercise price for options outstanding at the end of the year		₹ 1 - ₹ 2,438.00		₹ 1 - ₹ 2,390.75

\* Lapsed due to termination of employment with the Company



**48 Financial Instruments****(A) Capital Management**

The Company manages its capital to ensure that entities in the Company will be able to continue as going concerns while maximising the return to stakeholders through the optimum utilisation of the equity balance. The capital structure of the Company consists of only equity of the Company. The Company is not subject to any externally imposed capital requirements.

**(B) Categories of financial instruments**

(₹ in crores)

	As at 31 <sup>st</sup> March 2024	As at 31 <sup>st</sup> March 2023
<b>Financial Assets</b>		
<b>Measured at fair value through profit or loss (FVTPL)</b>		
Investments in Mutual funds, Preference Shares and Bonds	1,823.38	509.49
Derivative assets towards Foreign Exchange Forward Contracts	0.05	-
<b>Measured at amortised cost</b>		
Trade Receivables	1,405.53	1,305.12
Cash and Cash Equivalents	379.87	153.30
Other Bank balances	2.30	2.75
Loans	37.36	30.16
Other Financial Assets	45.28	42.65
<b>Total Financial Assets</b>	<b>3,693.77</b>	<b>2,043.47</b>
<b>Financial Liabilities</b>		
<b>Measured at fair value through profit or loss (FVTPL)</b>		
Derivative liabilities towards Foreign Exchange Forward Contracts	-	0.60
<b>Measured at amortised cost</b>		
Trade Payables	1,041.71	938.96
Lease Liabilities	211.69	186.62
Other Financial Liabilities	1,012.25	848.23
<b>Total Financial Liabilities</b>	<b>2,265.65</b>	<b>1,974.41</b>

**(C) Financial risk management objectives**

The Company's Corporate Treasury function provides services to the business, co-ordinates access to domestic and international financial markets, monitors and manages the financial risks relating to the operations of the Company through internal risk reports which analyse exposures by degree and magnitude of risks. These risks include market risk, credit risk and liquidity risk. The Company undertakes transactions denominated in foreign currencies; consequently, exposures to exchange rate fluctuations arise. Exchange rate exposures are managed within approved policy parameters utilising foreign exchange forward contracts. Compliance with policies and exposure limits is a part of Internal Financial Controls. The Company does not enter into or trade in financial instruments, including derivative financial instruments, for speculative purposes. The Corporate Treasury function reports quarterly to the Company's risk management committee, an independent body that monitors risks and policies implemented to mitigate risk exposures.

**(D) Market risk**

The Company's activities expose it primarily to the financial risk of changes in foreign currency exchange rates (see note E below). The Company enters into foreign exchange forward contracts to manage its exposure to foreign currency risk of net imports.

**Interest risk:** The Company is mainly exposed to the interest rate risk due to its investment in mutual funds. The interest rate risk arises due to uncertainties about the future market interest rate on these investments. The Company has laid policies and guidelines including tenure of investment made to minimise impact of interest rate risk.

**Price risk:** The Company is mainly exposed to the price risk due to its investment in mutual funds, bonds and alternate investment funds. The changes in the prices will not have material impact on financial statements

**(E) Foreign currency risk management**

The carrying amounts of the Company's foreign currency denominated monetary assets and monetary liabilities at the end of the reporting period are as follows:

	Foreign Currency Exposure (in FC)		Foreign Currency Exposure (₹ in crores)	
	31 <sup>st</sup> March 2024	31 <sup>st</sup> March 2023	31 <sup>st</sup> March 2024	31 <sup>st</sup> March 2023
<b>Amounts recoverable / (advance) in foreign currency on account of the following:</b>				
EUR	14,29,099.50	11,71,830.37	12.88	10.49
USD	2,07,29,960.17	1,78,15,026.57	172.89	146.26
GBP	-	1,68,840.00	-	1.72
<b>Amounts (payable) / advance in foreign currency on account of the following:</b>				
AED	7,48,683.10	2,64,462.44	1.70	0.59
AUD	-	1,820.00	-	0.01
CHF	(8,640.00)	(9,347.80)	(0.08)	(0.08)
EUR	(4,38,360.22)	1,46,475.06	(3.95)	1.31
GBP	(11,62,676.21)	1,79,029.40	(12.23)	1.82
JPY	(2,27,43,000.00)	(60,00,000.00)	(1.25)	(0.37)
SGD	(2,91,240.96)	(3,04,090.88)	(1.80)	(1.88)
USD	(1,76,13,748.94)	(3,60,14,675.31)	(146.90)	(295.68)
ZAR	64,255.58	64,255.58	0.03	0.03

**(i) Foreign currency sensitivity analysis**

The Company is mainly exposed to the USD, EUR and GBP. The following table demonstrates the sensitivity to a 2% increase or decrease in the USD, EUR and GBP against INR with all other variables held constant. The sensitivity analysis is prepared on the net unhedged exposure of the Company as at the reporting date. 2% represents management assessment of reasonably possible changes in foreign exchange rates.

(₹ in crores)

	USD impact	
	For the year ended 31 <sup>st</sup> March 2024	For the year ended 31 <sup>st</sup> March 2023
<b>Impact on profit or loss for the year (a)</b>	<b>1.13</b>	<b>(2.99)</b>
<b>Impact on equity, net of tax for the year (a)</b>	<b>0.84</b>	<b>(2.24)</b>

	EUR impact	
	For the year ended 31 <sup>st</sup> March 2024	For the year ended 31 <sup>st</sup> March 2023
<b>Impact on profit or loss for the year (b)</b>	<b>0.21</b>	<b>0.24</b>
<b>Impact on equity, net of tax for the year (b)</b>	<b>0.16</b>	<b>0.18</b>

	GBP impact	
	For the year ended 31 <sup>st</sup> March 2024	For the year ended 31 <sup>st</sup> March 2023
<b>Impact on profit or loss for the year (c)</b>	<b>(0.16)</b>	<b>0.07</b>
<b>Impact on equity, net of tax for the year (c)</b>	<b>(0.12)</b>	<b>0.05</b>

(a) This is mainly attributable to the exposure of outstanding USD receivables and payables at the end of the reporting period.

(b) This is mainly attributable to the exposure of outstanding EUR receivables and payables at the end of the reporting period.

(c) This is mainly attributable to the exposure of outstanding GBP receivables and payables at the end of the reporting period.

**(ii) Foreign exchange forward contracts**

It is the policy of the Company to enter into foreign exchange forward contracts to cover foreign currency payments (net of receipts) in USD and EUR. The Company enters into contracts with terms upto 90 days. The Company's philosophy does not permit any speculative calls on the currency. It is driven by conservatism which guides that we follow conventional wisdom by use of Forward contracts in respect of Trade transactions.

Regulatory Requirements: The Company does alter its hedge strategy in relation to the prevailing regulatory framework and guidelines that may be issued by RBI, FEDAI or ISDA or other regulatory bodies from time to time.

Mode of taking Cover: Based on the outstanding details of import payable and export receivable (in weekly baskets) the net trade import exposure is arrived at (i.e. Imports – Exports = Net trade exposures). The net trade import exposure arrived at is netted off with the outstanding forward cover as on date and with the surplus foreign currency balance available in EEFC A/Cs.

Forward cover is obtained from bank for each of the aggregated exposures and the Trade deal is booked. The forward cover deals are all backed by actual trade underlines and settlement of these contracts on maturity are by actual delivery of the hedged currency for settling the underline hedged trade transaction.

The following table details the foreign exchange forward contracts outstanding at the end of the reporting period

Outstanding contracts	Average exchange rates (₹)		Foreign Currency	
	31 <sup>st</sup> March 2024	31 <sup>st</sup> March 2023	31 <sup>st</sup> March 2024	31 <sup>st</sup> March 2023
USD - Buy	83.37	82.65	54,35,545.00	2,32,38,224.00

(₹ in crores)

Outstanding contracts	Nominal Amounts		Fair value assets / (liabilities)	
	31 <sup>st</sup> March 2024	31 <sup>st</sup> March 2023	31 <sup>st</sup> March 2024	31 <sup>st</sup> March 2023
USD - Buy	45.32	191.99	0.05	(0.60)

The maturity of above outstanding USD buy forward contracts is less than 6 months.

The line-items in the financial statements that include the above hedging instruments are "Other Financial Assets" of ₹ 0.05 crores (₹ NIL crores as at 31<sup>st</sup> March 2023) and "Other Financial Liabilities" of ₹ NIL crores (₹ 0.60 crores as at 31<sup>st</sup> March 2023) (refer Note: 13 and 25 respectively).

The aggregate amount of gain under foreign exchange forward contracts recognised in the Statement of Profit and Loss is ₹ 0.65 crores (loss of ₹ 0.44 crores as at 31<sup>st</sup> March 2023).

**(F) Credit risk management**

Credit risk refers to risk that a counterparty will default on its contractual obligations resulting in financial loss to the Company. Credit risk arises primarily from financial assets such as trade receivables (refer Note 9), investment in mutual funds, derivative financial instruments, other balances with banks, loans and other receivables.

The Company has adopted a policy of only dealing with counterparties that have sufficiently high credit rating. The Company's exposure and credit ratings of its counterparties are continuously monitored and the aggregate value of transactions is reasonably spread amongst the counterparties.

Credit risk arising from investment in mutual funds, derivative financial instruments and other balances with banks is limited and there is no collateral held against these because the counterparties are banks and recognised financial institutions with high credit ratings assigned by the international credit rating agencies.

**Movement in significant increase in credit risk (other than trade receivables) (Refer note 11, 12, 13 and 19)**

	For the year ended 31 <sup>st</sup> March 2024	For the year ended 31 <sup>st</sup> March 2023
Balance at the beginning of the year	6.07	3.63
Change in allowance for bad and doubtful balances during the year	0.25	2.44
Balance at the end of the year	6.31	6.07

**(G) Liquidity risk management**

Liquidity risk is the risk that the Company will encounter difficulty in raising funds to meet commitments associated with financial instruments that are settled by delivering cash or another financial asset. Liquidity risk may result from an inability to sell a financial asset quickly at close to its fair value.

The Company has an established liquidity risk management framework for managing its short term, medium term and long term funding and liquidity management requirements. The Company's exposure to liquidity risk arises primarily from mismatches of the maturities of financial assets and liabilities. The Company manages the liquidity risk by maintaining adequate funds in Cash and Cash Equivalents. The Company also has adequate credit facilities agreed with banks to ensure that there is sufficient cash to meet all its normal operating commitments in a timely and cost-effective manner.

**(i) Liquidity risk tables**

The following tables detail the Company's remaining contractual maturity for its non-derivative and derivative financial liabilities with agreed repayment periods. The tables have been drawn up based on the undiscounted cash flows of financial liabilities based on the earliest date on which the Company will be liable to pay.

The tables include both interest and principal cash flows. To the extent that interest flows are floating rate, the undiscounted amount is derived from interest rate curves at the end of the reporting period.

(₹ in crores)

	Less than 1 year	1-5 years	More than 5 years	Total	Carrying Amount
<b>As at 31<sup>st</sup> March 2024</b>					
<b>Non-interest bearing</b>					
- Trade Payables	1,041.71	-	-	1,041.71	1,041.71
- Other Financial Liabilities	777.82	4.41	-	782.23	782.23
	1,819.54	4.41	-	1,823.95	1,823.95
- Lease Liabilities (undiscounted)	65.01	165.92	32.28	263.21	211.69
<b>Fixed interest rate instruments</b>					
- Trade/ Security Deposit received	230.02	-	-	230.02	230.02
<b>Derivative liabilities towards foreign exchange forward contracts</b>					
<b>Financial guarantee contracts</b>	189.37	-	-	189.37	-
<b>As at 31<sup>st</sup> March 2023</b>					
<b>Non-interest bearing</b>					
- Trade Payables	938.96	-	-	938.96	938.96
- Other Financial Liabilities	638.46	14.45	-	652.91	652.91
	1,577.42	14.45	-	1,591.87	1,591.87
- Lease Liabilities (undiscounted)	56.99	153.84	17.61	228.44	186.62
<b>Fixed interest rate instruments</b>					
- Trade/ Security Deposit received	195.32	-	-	195.32	195.32
<b>Derivative liabilities towards foreign exchange forward contracts</b>	0.60	-	-	0.60	0.60
<b>Financial guarantee contracts</b>	205.17	-	-	205.17	-

**(H) Fair value measurements**

This note provides information about how the Company determines fair values of various financial assets and financial liabilities.

**(i) Fair value of the Company's financial assets and financial liabilities that are measured at fair value on a recurring basis**

Some of the Company's financial assets and financial liabilities are measured at fair value at the end of each reporting period.

The following table gives information about how the fair values of these financial assets and financial liabilities are determined (in particular, the valuation technique(s) and inputs used).

Financial Assets / Financial Liabilities	Fair value		Fair value hierarchy	Valuation technique(s) and key input(s)	Significant Observable inputs
	As at 31 <sup>st</sup> March 2024	As at 31 <sup>st</sup> March 2023			
1 Investment in Mutual Funds, Preference Shares and Bonds	Various funds - aggregate fair value of ₹ 1,792.29 crores	Various funds - aggregate fair value of ₹ 488.44 crores	Level 1	Quoted bid prices in active market	Not Applicable
2 Derivative assets and liabilities towards foreign currency forward contracts, Alternate Investment Funds	Assets - ₹ 0.05 crores Liabilities - ₹ NIL crores Investment funds - aggregate fair value of ₹ 31.09 crores	Assets - ₹ NIL crores Liabilities - ₹ 0.60 crores Investment funds - aggregate fair value of ₹ 21.05 crores	Level 2	Mark to market values acquired from banks/ financial institution, with whom the Company contracts.	Not Applicable

**(ii) Financial instruments measured at amortised cost**

The carrying amount of financial assets and financial liabilities measured at amortised cost in the financial statements are a reasonable approximation of their fair values since the Company does not anticipate that the carrying amounts would be significantly different from the values that would eventually be received or settled.

(₹ in crores)

49 Taxes					
1 Deferred Tax					
		As at 31 <sup>st</sup> March 2024	As at 31 <sup>st</sup> March 2023		
Deferred Tax Assets		(104.87)	(40.15)		
Deferred Tax Liabilities		480.98	416.66		
<b>TOTAL</b>		<b>376.11</b>	<b>376.51</b>		
<b>a 2023- 2024</b>					
<b>Deferred Tax (Assets) / Liabilities in relation to:</b>					
	Opening Balance	Recognised in Profit or loss	Recognised in Other Comprehensive Income	Closing balance	
Property, Plant and Equipment & Intangible Assets	416.69	2.34	-	<b>419.03</b>	
FVTPL Financial Assets	0.78	15.75	-	<b>16.53</b>	
Allowance for doubtful debts	(13.76)	(1.00)	-	<b>(14.76)</b>	
Provision for Employee Benefits	(20.01)	(5.29)	-	<b>(25.30)</b>	
Others (net of deferred tax asset)	(7.19)	(12.20)	-	<b>(19.39)</b>	
<b>TOTAL</b>	<b>376.51</b>	<b>(0.40)</b>	<b>-</b>	<b>376.11</b>	
<b>b 2022- 2023</b>					
<b>Deferred Tax (Assets) / Liabilities in relation to:</b>					
Property, Plant and Equipment & Intangible Assets	418.94	(2.25)	-	<b>416.69</b>	
FVTPL Financial Assets	4.19	(3.41)	-	<b>0.78</b>	
Allowance for doubtful debts	(12.55)	(1.21)	-	<b>(13.76)</b>	
Provision for Employee Benefits	(17.67)	(2.83)	0.49	<b>(20.01)</b>	
Share issue and buy-back costs	(1.11)	1.11	-	<b>-</b>	
Others (net of deferred tax asset)	(3.27)	(3.92)	-	<b>(7.19)</b>	
<b>TOTAL</b>	<b>388.53</b>	<b>(12.51)</b>	<b>0.49</b>	<b>376.51</b>	
<b>2 Income Taxes</b>					
<b>a Income Tax recognised in Statement of Profit and Loss</b>					
		For the year ended 31 <sup>st</sup> March 2024	For the year ended 31 <sup>st</sup> March 2023		
<b>Current Tax</b>					
In respect of the current year		<b>604.19</b>	423.05		
In respect of prior years		<b>0.55</b>	-		
<b>TOTAL</b>		<b>604.74</b>	423.05		
<b>Deferred Tax</b>					
In respect of the current year		<b>(0.40)</b>	(12.51)		
<b>TOTAL</b>		<b>(0.40)</b>	(12.51)		
<b>Income Tax expense recognised in the Statement of Profit and Loss</b>		<b>604.34</b>	410.54		

(₹ in crores)

<b>b The Income Tax expense for the year can be reconciled to the accounting profit as follows:</b>		
	For the year ended 31 <sup>st</sup> March 2024	For the year ended 31 <sup>st</sup> March 2023
<b>Profit Before Tax</b>	<b>2,403.81</b>	1,667.72
Income Tax Rate (%)*	<b>25.17</b>	25.17
Income Tax expense	<b>604.99</b>	419.73
Effect of expenses that are not deductible in determining taxable profit	<b>10.57</b>	8.29
Effect of concessions (80M & Deduction for Capital Expenditure u/s 35(iv))	<b>(14.50)</b>	(5.26)
Effect of lower rate of tax	<b>(0.57)</b>	(0.65)
Others	<b>3.85</b>	(11.57)
<b>Income tax expense recognised in Statement of Profit and Loss</b>	<b>604.34</b>	410.54

\* The Tax rate used for the above reconciliation is the corporate tax rate of **25.168%** (25.168% for the year ended 31<sup>st</sup> March 2023) payable by corporate entities in India on taxable profits under Indian Tax Law.

<b>c Income Tax recognised in Other Comprehensive Income</b>		
	For the year ended 31 <sup>st</sup> March 2024	For the year ended 31 <sup>st</sup> March 2023
<b>Tax arising on income and expenses recognised in Other Comprehensive Income:</b>		
Re-measurement of Defined Benefit Obligation	<b>6.74</b>	(0.49)
<b>Income Tax recognised in Other Comprehensive Income</b>	<b>6.74</b>	(0.49)

d In line with accounting policy of the Company, deferred tax assets are recognised to the extent that it is probable that taxable profit will be available against which the deductible temporary differences and carry forward tax losses (including capital losses) can be utilised and deferred tax asset (net) has been recognised only to the extent of reasonable certainty of available tax profits in future. Accordingly, the Company has not recognised deferred tax assets of ₹ 94.90 crores in respect of carried forward capital losses of ₹ 377.08 crores as of 31<sup>st</sup> March 2024. The unused tax losses will lapse in financial year 2031-32.

<b>50 Research &amp; Development Expenditure</b>		For the year ended 31 <sup>st</sup> March 2024	For the year ended 31 <sup>st</sup> March 2023
Capital expenditure included in Property, Plant and Equipment		<b>4.17</b>	3.43
Revenue expenditure charged to Statement of Profit and Loss		<b>86.22</b>	78.93
<b>TOTAL</b>		<b>90.39</b>	82.36

<b>51 Disclosures required under Section 22 of Micro, Small and Medium Enterprise Development Act, 2006</b>		For the year ended 31 <sup>st</sup> March 2024	For the year ended 31 <sup>st</sup> March 2023
(i)	Principal amount remaining unpaid to any supplier as at the end of the accounting year	<b>66.73</b>	52.82
(ii)	Interest due thereon remaining unpaid to any supplier as at the end of the accounting year	<b>2.22</b>	-
(iii)	The amount of interest paid along with the amounts of the payment made to the supplier beyond the appointed day	-	-
(iv)	The amount of interest due and payable for the year	-	-
(v)	The amount of interest accrued and remaining unpaid at the end of the accounting year	-	-
(vi)	The amount of further interest due and payable even in the succeeding year, until such date when the interest dues as above are actually paid	-	-

The above information regarding dues to Micro and Small Enterprises has been determined to the extent such parties have been identified on the basis of information collected by the Company. This has been relied upon by the auditors.



(₹ in crores)

52 Lease					
Impact of Ind AS 116 on the Statement of Profit and Loss:					
			For the year ended 31 <sup>st</sup> March 2024	For the year ended 31 <sup>st</sup> March 2023	
Interest on lease liabilities (refer Note 36)			14.91	10.94	
Depreciation of Right-of-use assets (refer Note 37)			56.27	42.03	
Deferred tax (credit)			(2.67)	(3.30)	
			68.51	49.67	
Expenses related to short term lease incurred during the year (refer Note 38)			35.90	25.74	
Non Cash Changes in Cash Flows from Financial Activities					
	Opening Balance	Cash Flows	Non-Cash Changes		Closing Balance
			Additions	Others*	
Lease liabilities	186.62	(62.84)	74.17	13.74	211.69
	(93.42)	((41.80))	(117.46)	(17.54)	(186.62)

Figures in brackets () represents previous year

\* includes interest unwinding and disposal

## 53 Corporate Social Responsibility

As per Section 135 of the Companies Act, 2013, a Company, meeting the applicability threshold, needs to spend at least 2% of its average net profit for the immediately preceding three financial years on corporate social responsibility (CSR) activities. The areas for CSR activities are eradication of hunger and malnutrition, promoting education, art and culture, healthcare, destitute care and rehabilitation, environment sustainability, disaster relief and rural development projects. A CSR committee has been formed by the Company as per the Act. The funds were primarily allocated to a corpus and utilized through the year on these activities which are specified in Schedule VII of the Companies Act, 2013.

	As at 31 <sup>st</sup> March 2024	As at 31 <sup>st</sup> March 2023
a. amount required to be spent by the company during the year,	33.30	30.49
b. amount of expenditure incurred,	36.40	30.95
c. shortfall/(excess) at the end of the year (a-b),	(3.10)	(0.46)
d. total of previous years (excess)/shortfall,	(0.46)	1.85*
e. reason for shortfall,	Not Applicable	Not Applicable
f. details of related party transactions,	Not Applicable	Not Applicable
g. where a provision is made with respect to a liability incurred by entering into a contractual obligation	Not Applicable	Not Applicable

\* The excess amount paid in current year of ₹ 3.10 crores is carried forward to next year.

## Nature of CSR activities:

- To promote, carry out, support activities relating to: Education and Training including in Science and Technology, Humanities etc; Healthcare; Welfare of Children, Women, Senior Citizens, and Differently Abled Persons; Employment enhancing Vocational skills; Sanitation; Water management; Agriculture; Horticulture; Milk and Animal Health; promotion of Farmer Producer Organisation; Swachtha Initiative; promotion of Culture; Art & Craft; Conservation of Natural Resources; Promotion and development of traditional Arts & Handicrafts, Khadi and Handloom; Employment Generation and Government Scheme System; Environment Sustainability; Science & Technology; Rural Development; Animal Welfare; welfare and development measures towards reducing inequalities faced by Socially and Economically Backward groups; and such activities may include establishing, supporting and / or granting aid to institutions engaged in any of the activities referred to above.
- To conduct and support studies & research; publish and support literature, publications & promotion material; conduct and support discussions, lectures, workshops & seminars in any of the areas covered above.
- To promote, carry out, support any activities covered in Schedule VII to the Companies Act, 2013, as amended from time to time.

## 54 Other Information

- During the current year, the Company invested an amount of ₹ 50.02 crores on 13<sup>th</sup> July 2023 in Pidilite Ventures Private Limited (PVPL) (formerly known as Madhumala Ventures Pvt Ltd), a wholly owned subsidiary of the Company. PVPL has further invested in the following companies.
  - invested an amount of ₹ Nil in the current year (₹ 3.65 crores in previous year) in the Abeyaantrix Technology Private Limited. The company operates a software-enabled platform for construction contractors to manage documents, and record financial transactions, known by the name of Onsite.
  - invested an amount of ₹ 6.00 crores on 27<sup>th</sup> August 2023 (₹ 23.89 crores in previous year) in the Buildnext Construction Solutions Private Limited. The company is engaged in providing end to end home construction services.
  - invested an amount of ₹ 5.00 crores on 18<sup>th</sup> January 2024 (₹ 9.00 crores in previous year) in the Finemake Technologies Private Limited by subscription to preference shares. The company is engaged in business of providing interior designing services.
  - invested an amount of ₹ 0.57 crores on 10<sup>th</sup> November 2023 & 28<sup>th</sup> December 2023 (₹ 0.49 crores in previous year) in the Climacrew Private Limited by subscription to equity shares. The company is engaged in business of supply of seaweed and seaweed products.
  - invested an amount of ₹ 20.00 crores on 6<sup>th</sup> October 2023 (₹ Nil in previous year) in the Imagimake Play Solutions Pvt Ltd by subscription to equity shares. The company is engaged in business of providing toys which cater to art & hobby, educational toys, puzzles and 3D model sets.
  - invested an amount of ₹ 18.45 crores on 14<sup>th</sup> July 2023 (₹ Nil in previous year) in the Pepperfry Private Limited (formerly known as M/s. Trendsutra Platform Services) by subscription to Non cumulative Compulsory Convertible Preference Shares. Pepperfry is an online furniture chain in India.

## Statement of compliance:

With regard to the investments made during the year ended 31<sup>st</sup> March 2024 as well as 31<sup>st</sup> March 2023 the Company has complied with the relevant regulatory provisions.

- During previous year, the Company has invested an amount of ₹ 8.18 crores in "Pidilite International Pte Ltd" and ₹ 12.22 crores in "Pidilite Litokol Pvt Ltd" by subscription to equity shares.
- During the current year, the Company invested an amount of ₹ 12.45 crores in "Pidilite Grupo Puma Manufacturing Ltd" (Previous year - ₹ 13.04 crores) and ₹ 6.79 crores in "Pidilite Middle East Ltd" (₹ 17.03 crores in the Previous year) by subscription to equity shares.
- During the current year, the Company has invested an amount of ₹ 107.68 crores in "Nina Percept Pvt Ltd" by subscription to Equity shares. A liability towards acquisition (refer Note 24 & Note 25) had been recognised in the financial statement in current year amounting to ₹ 7.00 crores.
- During the current year, the company has recognised profit on buyback of shares from "Pidilite USA Inc" amounting to ₹ 27.15 crores for 1,20,00,000 shares recognised under Exceptional Items in the Standalone financial Statements (Refer note 39).
- During current year, the Company has divested its entire shareholding in its wholly owned subsidiary "Pulvitec do Brasil Industria e Comercio de Colas e Adesivos Ltda". The Company incurred transaction cost amounting to ₹ 2.36 crores and recognised total loss on sale of shares amounting to ₹ 20.00 crores recognised under Exceptional Items in the Standalone financial Statements (Refer note 38). The company has given indemnity of ₹ 20.91 crores against losses resulting from succession claims and other claims (including third party).
- During current year, the Company decided to sell plant and machinery located at Mahad and accordingly has reclassified identified assets as "Assets held for sale" at fair market value of ₹ 3.41 crores. The Company has recognised an impairment loss amounting to ₹ 20.36 crores under Depreciation, Amortisation and Impairment Expense in the Standalone financial Statements based on estimated realizable value.
- During current year, the Company entered into master agreement with M/s Basic Adhesives for purchase of certain intangible assets at an agreed consideration of USD 3,000,000. The transaction has been accounted as asset acquisition in line with Ind AS 38 (Intangible Asset). The Company incurred transaction cost of ₹ 0.27 crores for the above asset acquisition which was capitalised along with Basic Adhesive Trademark, IPR and technical knowhow. Total value of ₹ 24.91 crores is recognised under Intangible assets in the standalone financial statements.
- During the current year, the Company had paid Dividend of ₹ 11.00 per equity share of ₹ 1 each for the financial year 2022-23.

**55 Additional Regulatory Information Required By Schedule III To The Companies Act, 2013:**

- a) The Company did not have any material transactions with companies struck off under Section 248 of the Companies Act, 2013 or Section 560 of Companies Act, 1956 during the current and previous financial year.
- b) The Company does not have any benami property held in its name. No proceedings have been initiated on or are pending against the Company for holding benami property under the Benami Transactions (Prohibition) Act, 1988 (45 of 1988) and Rules made thereunder.
- c) The Company has not been declared wilful defaulter by any bank or financial institution or other lender or government or any government authority.
- d) The Company has complied with the requirement with respect to number of layers as prescribed under Section 2(87) of the Companies Act, 2013 read with the Companies (Restriction on number of layers) Rules, 2017.
- e) There is no income surrendered or disclosed as income during the year in tax assessments under the Income Tax Act, 1961 (such as search or survey), that has not been recorded in the books of account.
- f) The Company has not traded or invested in crypto currency or virtual currency.
- g) The Company does not have any charges or satisfaction of charges which is yet to be registered with Registrar of Companies beyond the statutory period.
- h) The Company has not received any funds from any person(s) or entity(ies), including foreign entities ("Funding Parties"), with the understanding, whether recorded in writing or otherwise, that the Company shall, directly or indirectly, lend or invest in other persons or entities identified in any manner whatsoever by or on behalf of the Funding Party ("Ultimate Beneficiaries") or provide any guarantee, security or the like on behalf of the Ultimate Beneficiaries.

**56 Details of the Company's subsidiaries and associates at the end of the reporting period are as follows:**

Name of Subsidiary	Place of incorporation and operation	Proportion of ownership interest and voting rights held by the Group	
		As at 31 <sup>st</sup> March 2024	As at 31 <sup>st</sup> March 2023
a. Fevicol Company Ltd (Fevicol)	India	100.00%	100.00%
b. Bhimad Commercial Company Pvt Ltd (Bhimad)	India	100.00%	100.00%
c. Pidilite Ventures Private Limited (PVPL)	India	100.00%	100.00%
d. Pagel Concrete Technologies Pvt Ltd (PCTPL)	India	80.00%	80.00%
e. Building Envelope Systems India Ltd (BESI)	India	60.00%	60.00%
f. Nina Percept Private Limited	India	100.00%	74.58%
g. Pidilite International Pte Ltd (PIPL)	Singapore	100.00%	100.00%
h. Pidilite Middle East Ltd (PMEL)	United Arab Emirates	100.00%	100.00%
i. Pulvitec do Brasil Industria e Comercio de Colas e Adesivos Ltda (Pulvitec) (ceased to be the subsidiary of the Company w.e.f. 28 <sup>th</sup> March 2024)	Brazil	-	100.00%
j. Pidilite USA Inc (PUSA)	USA	100.00%	100.00%
k. Pidilite Industries Egypt SAE (PIE)	Egypt	100.00%	100.00%
l. Pidilite Chemical PLC (PCPLC)	Ethiopia	100.00%	100.00%
m. ICA Pidilite Pvt Ltd (ICA) *	India	50.00%	50.00%
n. Pidilite Litokol Pvt Ltd	India	60.00%	60.00%
o. Pidilite Grupo Puma Manufacturing Ltd (PGPML) *	India	50.00%	50.00%
p. Pidilite C-Techos Walling Ltd	India	60.00%	60.00%
q. Tenax Pidilite India Pvt Ltd	India	70.00%	70.00%
r. Vinyl Chemicals (India) Ltd	India	40.64%	40.64%

\* ICA and PGPML are subsidiaries of the Group even though the Group has 50% and 50% ownership interest and voting rights in the subsidiaries respectively. However, based on the relevant facts and circumstances, control and management of these entities lie with the Group. The Group has the power to direct the relevant activities of these entities and therefore controls these entities.

**57 Key Financial Ratios**

sr. No.	Ratios	Numerator	Denominator	As at 31 <sup>st</sup> March 2024	As at 31 <sup>st</sup> March 2023	% change
1	Current Ratio	Current Assets	Current Liabilities	2.08	1.86	12.2%
2	Debt-Equity Ratio	Borrowings	Total Equity	-	-	Not Applicable *
3	Debt Service Coverage Ratio	EBITDA @	Interest on borrowings	Not Applicable	240.62	Not Applicable *
4	Return on Equity Ratio	Profit After Tax (PAT)	Average Total Equity	23.30%	18.69%	24.7%
5	Inventory turnover ratio	COGS \$	Average Inventory	3.84	4.09	(6.1%)
6	Trade Receivables turnover ratio	Sale of Products	Average Trade Receivable	8.20	8.38	(2.1%)
7	Trade payables turnover ratio	COGS \$	Average Trade Payables	5.47	6.52	(16.1%)
8	Net capital turnover ratio	Sale of Products	Working Capital (Current Assets - Current Liabilities)	4.27	6.24	(31.7%) ^
9	Net profit ratio	Profit Before Tax (PBT)	Revenue from Operations	21.56%	15.82%	36.3% **
10	Return on Capital employed	Profit Before Interest and Tax (PBIT)	Average Capital Employed ~	29.96%	23.69%	26.5% **
11	Return on investment:					
	Return on Mutual Fund	Income during the year	Time weighted average of investments ***	8.00%	6.66%	20.1% #
	Return on Fixed Deposit			5.65%	3.73%	51.5% #

\* on account of repayment of loan in previous year

^ on account of improvement in working capital

\*\* on account of decline in input costs

# higher yield in current year

@ EBITDA = Profit Before Tax before exceptional items (PBT) + Finance cost + Depreciation - Other income

\$ COGS = Cost of Materials Consumed + Purchases of Stock-in-Trade + Changes in inventories of Finished Goods

~ Capital Employed = Total Equity + Borrowings + Deferred Tax Liability

\*\*\* Investment excludes long term investments in subsidiaries

**58 Approval of financial statement**

The standalone financial statements are approved for issue by the Audit Committee and by the Board of Directors at their respective meetings held on 7<sup>th</sup> May 2024.

As per our report of even date attached  
**For B S R & Co. LLP**  
Chartered Accountants  
Firm's Registration No - 101248W/W-100022

**SUDHIR SONI**  
Partner  
Membership Number: 041870

**BHARAT PURI**  
Managing Director  
DIN:02173566

**SANDEEP BATRA**  
Executive Director Finance & Chief Financial Officer  
DIN:00871843

**FOR AND ON BEHALF OF THE BOARD OF DIRECTORS OF PIDILITE INDUSTRIES LIMITED**  
CIN L24100MH1969PLC014336

**M B PAREKH**  
Executive Chairman  
DIN:00180955

**MANISHA SHETTY**  
Company Secretary  
ACS-20072

Place: Mumbai  
Date: 7<sup>th</sup> May 2024

Place: Khandala  
Date: 7<sup>th</sup> May 2024

## CORPORATE GOVERNANCE REPORT

In compliance with Regulation 34(3) and Schedule V of the Securities and Exchange Board of India (SEBI) (Listing Obligations and Disclosure Requirements) Regulations, 2015 ("Listing Regulations") the Company submits the following report:

### 1. Company's Philosophy on Code of Governance

The Company is committed to complying with the best practices in Corporate Governance and aspires to reach higher standards while emphasising on the principles of integrity, transparency, customer orientation thereby creating a sustainable culture and long term value for all its stakeholders.

The Company has complied in all material respects with applicable mandatory requirements of the Listing Regulations.

### 2. Board Procedures

The Board / Statutory Committee meetings are pre-scheduled and a tentative annual calendar of the Board and Statutory Committee meetings is circulated to the Directors well in advance to facilitate them to plan their schedule and to ensure meaningful participation in the meetings. However, in case of a special and urgent business need, the Board's approval is taken by passing resolutions by circulation, as permitted by law, which are noted in the subsequent Board Meeting.

### 3. Board of Directors

During the financial year 2023-24, eight Board Meetings were held on 8<sup>th</sup> May, 2023, 10<sup>th</sup> August, 2023, 10<sup>th</sup> October, 2023, 8<sup>th</sup> November, 2023, 7<sup>th</sup> December, 2023, 23<sup>rd</sup> January, 2024, 29<sup>th</sup> February, 2024 and 28<sup>th</sup> March, 2024.

The Directors of the Company, in their fiduciary position, are empowered to oversee the management functions with a view to ensuring its effectiveness and enhancement of shareholder's value. The Board also reviews and approves management's strategic plan & business objectives and monitors the Company's strategic direction.

The composition of the Board is in conformity with Regulation 17 of the Listing Regulations as well as the Companies Act, 2013 (the Act) read with the Rules issued thereunder. The Independent Directors constitute more than 50% of the Board's strength. The details of composition of the Board, category, attendance of Directors at the Board Meetings and previous Annual General Meeting (54<sup>th</sup> AGM), number of other Directorships and Committee positions as on 31<sup>st</sup> March, 2024 are given below:

Sr. No.	Name	DIN	Category	No. of Board Meetings attended @	Attendance at 54 <sup>th</sup> AGM	No. of Directorships held in other companies(+)	No. of Committee positions held in other companies (**)	
							Member-ships	Chairman-ships
1.	Shri M B Parekh (Executive Chairman)	00180955	ED (P)	8	Yes	9	1	-
2.	Shri N K Parekh\$ (Non-Executive Director)	00111518	NED (P)	7	Yes	10	-	-
3.	Shri Bharat Puri (Managing Director)	02173566	ED	8	Yes	6	1	-
4.	Shri Sudhanshu Vats^ (Deputy Managing Director)	05234702	ED	8	Yes	4	1	-
5.	Shri A B Parekh^^ (Executive Vice Chairman)	00035317	ED (P)	8	Yes	15	2	-
6.	Shri A N Parekh (Executive Vice Chairman)	00111366	ED (P)	8	Yes	8	1	-
7.	Shri B S Mehta\$	00035019	NED (I)	6	Yes	1	-	-
8.	Shri Sanjeev Aga	00022065	NED (I)	8	Yes	5	2	-
9.	Shri Uday Khanna\$\$	00079129	NED (I)	8	Yes	4	1	3
10.	Smt Meera Shankar	06374957	NED (I)	7	Yes	4	2	2
11.	Shri Vinod Dasari	00345657	NED (I)	8	Yes	4	-	-
12.	Shri Piyush Pandey	00114673	NED (I)	8	Yes	4	-	-
13.	Shri Rajeev Vasudeva	02066480	NED (I)	6	Yes	4	-	-
14.	Smt. Meher Pudumjee	00019581	NED (I)	6	Yes	9	1	-
15.	Shri Sandeep Batra (Executive Director – Finance & CFO)	00871843	ED	7	Yes	2	-	-
16.	Shri Joseph Varghese (Director - Operations)	09770335	ED	7	Yes	-	-	-
17.	Shri Murali Sivaraman ^^^	01461231	NED (I)	3	NA	6	3	1

#### Notes:

- # The meeting was held on 7<sup>th</sup> December, 2023 and continued till 9<sup>th</sup> December, 2023.
- @ Including participation by video conference.
- \* Including directorships held in private limited companies, section 8 companies(as per the Act), Alternate directorships and directorships in entities incorporated outside India.
- \*\* Position in Audit Committee and Stakeholders Relationship Committee only (excluding private limited company, foreign company and section 8 company) as provided in Regulation 26(1) of Listing Regulations.
- \$ Ceased to be a Director w.e.f. the close of business hours of 31<sup>st</sup> March, 2024.
- \$\$ Ceased to be a Director w.e.f. the close of business hours of 2<sup>nd</sup> April, 2024.
- ^ Designated as Managing Director Designate w.e.f. 1<sup>st</sup> April, 2024.
- ^^ Designated as Non Executive Vice Chairman w.e.f. 1<sup>st</sup> April, 2024.
- ^^^ Appointed as Independent Director of the Company w.e.f. 23<sup>rd</sup> January, 2024.

ED – Executive Director, ED (P) – Executive Director, Promoter, NED (P) – Non-Executive Director, Promoter, NED (I) – Non-Executive Director, Independent.

The Company provides teleconference/Video Conference facilities to Directors to participate in the meetings.

#### Names of listed entities wherein Directors are holding position of Director & the category of Directorship as on 31<sup>st</sup> March, 2024:

Name of Director	Name of the other Listed company	Category of Directorship
Shri M B Parekh	Vinyl Chemicals (India) Limited	Managing Director and Chairperson
	Excel Industries Limited	Non-Executive - Independent Director
Shri N K Parekh	Vinyl Chemicals (India) Limited	Non-Executive - Non Independent Director
Shri Bharat Puri	Tata Consumer Products Limited	Non-Executive - Independent Director
Shri Sudhanshu Vats	-	-
Shri A B Parekh	Vinyl Chemicals (India) Limited	Non-Executive - Non Independent Director
Shri A N Parekh	-	-
Shri Sandeep Batra	-	-
Shri Joseph Varghese	-	-
Shri B S Mehta	-	-
Shri Sanjeev Aga	Mahindra Holidays & Resorts India Limited	Non-Executive - Independent Director
	LTIMindtree Limited	Non-Executive - Independent Director
	Larsen & Toubro Limited	Non-Executive - Independent Director
Shri Uday Khanna	Castrol India Limited	Non-Executive - Independent Director
	Pfizer Limited	Non-Executive - Independent Director
	Kotak Mahindra Bank Limited	Non-Executive - Independent Director
Smt Meera Shankar	ITC Limited	Non-Executive - Independent Director
	Adani Energy Solutions Limited	Non-Executive - Independent Director
	JK Tyre & Industries Limited	Non-Executive - Independent Director
Shri Vinod Dasari	-	-
Shri Piyush Pandey	-	-
Shri Rajeev Vasudeva	Marico Limited	Non-Executive - Independent Director
Smt Meher Pudumjee	Thermax Limited	Non-Executive - Non Independent Director and Chairperson
Shri Murali Sivaraman	Bharat Forge Limited	Non-Executive - Independent Director
	ICICI Lombard General Insurance Company Limited	Non-Executive - Independent Director
	Huhtamaki India Limited	Non-Executive - Independent Director
	Medplus Health Services Limited	Non-Executive - Independent Director
	Welspun Living Limited	Non-Executive - Independent Director

Shri M B Parekh and Shri A B Parekh are related to each other. Shri A N Parekh and Shri N K Parekh are related to each other. The Chairman is not related to the Managing Director, as per the definition of 'relative' defined under the Act. The Chairman of the Company is a Promoter Director and has been serving as a Director of the Company since 1972. He has guided the Company through decades of diversification and growth. He is primarily responsible for ensuring that the Board provides effective governance to the Company.



The Managing Director and Deputy Managing Director of the Company are responsible for executing all corporate strategy and planning in consultation with the Board and other matters of the management.

The number of shares held by Non-Executive Directors as on 31<sup>st</sup> March, 2024:

Shri B S Mehta – 24,716, Shri Sanjeev Aga – Nil, Shri Uday Khanna – 5,000, Smt. Meera Shankar – Nil; Shri Vinod Dasari – Nil, Shri Piyush Pandey – Nil, Shri Rajeev Vasudeva – Nil, Smt. Meher Pudumjee – Nil, Shri N K Parekh (Promoter) – 5,42,73,688 and Shri Murali Sivaraman - Nil.

#### Familiarization Programme

The Company has a familiarisation programme for its Independent Directors which, inter alia, includes briefing on:

- Role, responsibilities, duties and obligations as a member of the Board;
- Nature of business and business model of the Company, strategic operating plans and functional matters;
- Discussions on Strategic directions for businesses;
- Changes/developments in the domestic/global corporate and industry scenario including those pertaining to statutes/ legislations & economic environment; and
- Matters relating to Corporate Governance, Code of Conduct, Risk Management, Compliance Programs, Internal Audit, etc.

The comprehensive induction enables Independent Directors to be familiarised with the Company, its history, values and purpose. In the Board meetings, presentations are made by Business Heads which provides good insights on the path forward for the businesses carried on by the Company to the Independent Directors on the Board. The Directors, through Board strategy meeting get an opportunity to interact with the members of senior management of the Company. Further, they are periodically updated on material changes in regulatory framework and its impact on the Company. The familiarization programme for Independent Directors in terms of provisions of Listing Regulations is uploaded on the website of the Company: <https://www.pidilite.com/investor-relations/corporate-governance>.

#### Skills/ expertise/ competencies identified by the Board of Directors (as on 31<sup>st</sup> March, 2024)

The core skills/expertise/competencies as required in the context of the Company's business for effective functioning which are available with the Board and taken into consideration while nominating any candidate to serve on the Board are as under:

Name of Directors	Sales and Marketing	Business & Senior Management	Leadership & Governance	Legal & Regulatory Matters	Finance, Accounts & Risk Management	Relevant Technologies
<b>Executive Directors</b>						
Shri M B Parekh	✓	✓	✓	✓	✓	✓
Shri Bharat Puri	✓	✓	✓	✓	✓	✓
Shri Sudhanshu Vats	✓	✓	✓	✓	✓	✓
Shri A B Parekh	✓	✓	✓	✓	✓	✓
Shri A N Parekh	✓	✓	✓	✓	✓	✓
Shri Joseph Varghese		✓	✓	✓		✓
Shri Sandeep Batra		✓	✓	✓	✓	
<b>Non-Executive Non-Independent Director</b>						
Shri N K Parekh	✓	✓	✓	✓	✓	✓
<b>Independent Director</b>						
Shri B S Mehta		✓	✓	✓	✓	
Shri Sanjeev Aga	✓	✓	✓	✓	✓	
Shri Uday Khanna	✓	✓	✓	✓	✓	
Smt Meera Shankar		✓	✓	✓		
Shri Vinod Dasari	✓	✓	✓	✓	✓	
Shri Piyush Pandey	✓	✓	✓	✓	✓	
Shri Rajeev Vasudeva		✓	✓	✓	✓	
Smt Meher Pudumjee		✓	✓		✓	✓
Shri Murali Sivaraman	✓	✓	✓	✓	✓	

#### Independent Directors' Meeting

In accordance with the provisions of Schedule IV (Code for Independent Directors) of the Act and Regulation 25(3) of Listing Regulations, meeting of the Independent Directors of the Company was held on 9<sup>th</sup> December, 2023.

#### Declarations

The Company has received declarations from the Independent Directors that they meet the criteria of independence laid down under the Act and the Listing Regulations. The Board of Directors, based on the declaration(s) received from the Independent Directors, have verified the veracity of such disclosures and confirm that the Independent Directors fulfill the conditions of independence specified in the Listing Regulations and the Act and are independent of the management of the Company. The Company has issued formal appointment letters to all the Independent Directors in accordance with the Act read with the Rules issued thereunder. The draft of the letter of appointment/ re-appointment, containing the terms and conditions, issued to the Independent Directors, is posted on the Company's website. Based on intimations/disclosures received from the Directors periodically, the Directors of the Company hold positions of memberships/Chairmanships of the committees, which are not more than the prescribed limits.

#### 4. Audit Committee

The composition of the Audit Committee, its powers and terms of reference are in alignment with provisions of Section 177 of the Act read with the Rules issued thereunder and Regulation 18 read with Part C of Schedule II of the Listing Regulations. The members of the Audit Committee are financially literate and have experience in financial management. All the recommendations made by the Audit Committee during the year under review were accepted by the Board.

The terms of reference of Audit Committee consist of overseeing the Company's financial reporting process and disclosure of financial information to ensure that the financial statements are correct, sufficient and credible, reviewing and examining with Management the quarterly and annual financial results and the Limited Review/Auditors Report thereon before submission to the Board for approval, recommending the appointment, re-appointment, remuneration and terms of appointment of Statutory Auditors of the Company and approval for payment of any other services, reviewing, approving or subsequently modifying any Related Party Transactions, reviewing the adequacy of the internal audit function and the findings of any internal investigations by the internal auditors, scrutiny of inter-corporate loans and investments, reviewing the grievance redressal mechanism of the Company and overseeing the functioning of the same and other related matters.

During the financial year 2023-24, six meetings of the Audit Committee were held on 4<sup>th</sup> May, 2023, 9<sup>th</sup> August, 2023, 10<sup>th</sup> October, 2023, 7<sup>th</sup> November, 2023, 22<sup>nd</sup> January, 2024 and 28<sup>th</sup> March, 2024 (in respect of all the aforesaid meetings except 10<sup>th</sup> October, 2023 and 28<sup>th</sup> March, 2024, certain business items were transacted and then meeting were adjourned for discussion on financial results and other related matters).

Details of composition of the Audit Committee and attendance of the members at the meetings are given below:

Sr. No.	Name	Designation	Category	No. of Meetings attended
1	Shri B S Mehta	Chairman	NED (I)	5
2	Shri M B Parekh	Member	ED(P)	6
3	Shri Uday Khanna	Member	NED (I)	6
4	Shri Sanjeev Aga	Member	NED (I)	6
5	Shri Rajeev Vasudeva*	Member	NED(I)	1

\*Appointed as a member of the Committee w.e.f. 7<sup>th</sup> December, 2023.  
Shri Bharat Puri, Managing Director is a permanent invitee, ex-officio.

The Company Secretary is the Secretary of the Audit Committee. The Deputy Managing Director, Chief Financial Officer, Vice President – Domestic Accounts, Chief - Internal Audit, Statutory Auditors and Internal Auditors are invited to attend the meetings. The Cost Auditor is invited as and when required. The remuneration of Chief Internal Auditor is reviewed by the management.

The Chairman of the Audit Committee was present at the 54<sup>th</sup> Annual General Meeting held on 10<sup>th</sup> August, 2023.

#### 5. Nomination and Remuneration Committee (NRC)

NRC also functions as Compensation Committee as per the Securities and Exchange Board of India (Share Based Employee Benefits and Sweat Equity) Regulations, 2021.

The terms of reference of NRC consists of making recommendation to the Board for all remuneration payable to Directors and Senior Management and making policy relating thereto, review of performance-based remuneration with reference to

corporate goals and objectives, frame policy and review the process of succession planning at key levels in the Company and other related matters.

During the financial year 2023-24, six meetings of the NRC were held on 8<sup>th</sup> May, 2023, 9<sup>th</sup> August, 2023, 8<sup>th</sup> November, 2023, 8<sup>th</sup> December, 2023, 23<sup>rd</sup> January, 2024 and 29<sup>th</sup> February, 2024.

Details of composition of the NRC and attendance of the members at the meetings are given below:

Sr. No.	Name	Designation	Category	No. of meetings attended
1	Shri B S Mehta	Chairman	NED (I)	3
2	Shri N K Parekh	Member	NED (P)	6
3	Shri Sanjeev Aga	Member	NED (I)	6
4	Shri Vinod Dasari	Member	NED (I)	6
5	Shri Rajeev Vasudeva	Member	NED (I)	6

Chief Human Resource Officer, acts as the Secretary of the NRC.

The Committee's constitution and terms of reference are in compliance with the provisions of Section 178 of the Act, Regulation 19 read with Part D (A) of Schedule II of Listing Regulations and the Securities and Exchange Board of India (Share Based Employee Benefits and Sweat Equity) Regulations, 2021, as amended from time to time.

The Committee has formulated Remuneration Policy for Directors, Key Managerial Personnel and Senior Management Personnel and is available on the Company's website viz. <https://www.pidilite.com/investor-relations/corporate-governance>. The Remuneration Policy is directed towards time commitment and responsibilities of the Directors and senior management, desirability of performance-based remuneration and salaries paid by comparable companies. The structure of remuneration payable to the Managing Director and Deputy Managing Director involves a fair balance of fixed pay and variable component which is linked to achievement of business goals.

The criteria for performance evaluation of Directors, Board etc. cover the areas relevant to the functioning of Directors like teamwork, integrity, knowledge, competency, participation, conduct and effectiveness. The Board evaluation for financial year 2023-24 was completed and summary of findings and recommendations were discussed by the Directors.

#### A. Remuneration of Executive Directors

Details of Executive Directors' remuneration for the financial year 2023-24 are given below:

(₹ in crores)

Sr. No.	Name	Salary *	Commission Payable	Variable Pay (Provision)	Perquisites and other allowances	Total	Tenure (No. of years)
1	Shri M B Parekh	2.08	0	0	1.35	3.43	5 years from 01.08.2023
2	Shri Bharat Puri	6.45	6.05	2.42	2.54	17.46	5 years from 10.04.2020
3	Shri Sudhanshu Vats	3.96	0	2.02	3.42	9.40	5 years from 18.05.2022
4	Shri A B Parekh	0.89	0	0	0.53	1.42	5 years from 01.08.2023
5	Shri A N Parekh	0.78	7.26	0	0.86	8.90	5 years from 01.07.2020
6	Shri Sandeep Batra	2.53	0	0.72	1.41	4.66	5 years from 09.11.2022
7	Shri Joseph Varghese	1.38	0	0.31	0.76	2.45	5 years from 09.11.2022

\* Includes House Rent Allowance

The above figures includes contribution towards National Pension Scheme and are exclusive of Company's contribution to Provident Fund, Superannuation, Gratuity and encashment of leave at the end of tenure as per the rules of the Company and excludes the value of the stock options, which is mentioned in the table below.

Details of Stock options:

Sr. No.	Name of the Director	Vesting date	No. of options#	Exercise period
1	Shri Bharat Puri	30.10.2020	1,10,000*	Within 3 years from the date of vesting
		04.11.2022	1,17,500*	
2	Shri Sudhanshu Vats	13.10.2022	25,000*	
		13.10.2023	25,000*	
		08.11.2024	25,000	
		08.11.2025	25,000	
		01.03.2028	4,00,000\$	
3	Shri Joseph Varghese	18.05.2024	165	
		18.05.2025	165	
4	Shri Sandeep Batra	01.06.2025	5,000	
		01.06.2026	5,000	
		01.06.2027	7,500\$\$	

# The stock options are issued at the face value.

\$ The stock options are issued @ ₹ 2,438/- per share.

\$\$ The stock options are issued @ ₹ 2,205/- per share

\* During the year, Shri Bharat Puri and Shri Sudhanshu Vats, exercised the stock options of ₹ 58.31 crores and ₹ 12.67 crores respectively.

#### B. Service Contracts, notice period, severance fees

Notice period for the Executive Directors is as applicable to the senior employees of the Company except for Shri Bharat Puri where the notice period is of 365 days (as per agreement). No severance fee is payable to the Executive Directors on termination of employment.

#### C. Details of sitting fees and commission to Non-Executive Directors

The details of sitting fees paid for attending the Board/ Committee meetings and commission due to the Non-Executive Directors for the year ended 31<sup>st</sup> March 2024 are as under:

Sr. No.	Name	Sitting fees (₹)	Commission Payable (₹)	Total (₹)
1	Shri B S Mehta	9,50,000	35,00,000	44,50,000
2	Shri Sanjeev Aga	13,17,000	35,00,000	48,17,000
3	Shri Uday Khanna	10,00,000	35,00,000	45,00,000
4	Smt. Meera Shankar	6,30,000	35,00,000	41,30,000
5	Shri Vinod Dasari	9,00,000	35,00,000	44,00,000
6	Shri Piyush Pandey	6,00,000	35,00,000	41,00,000
7	Shri Rajeev Vasudeva	9,00,000	35,00,000	44,00,000
8	Shri N K Parekh	12,30,000	35,00,000	47,30,000
9	Smt. Meher Pudumjee	5,55,000	35,00,000	40,55,000
10	Shri Murali Sivaraman	2,25,000	6,59,836	8,84,836

The Non-Executive Directors did not have pecuniary relationships or transactions vis-à-vis the Company. The Company regularly obtains services from Ogilvy and Mather Pvt. Ltd., in which Shri Piyush Pandey, Independent Director of the Company, is a Whole-time Director. The Company has not granted any Stock option to any of its Non-Executive Directors.

In terms of Special Resolution passed by the Members at Annual General Meeting held on 10<sup>th</sup> August, 2023, the aggregate commission paid to the Non-Executive Directors does not exceed 1% per annum of the net profit of the Company computed in accordance with Section 198 of the Act. The commission is determined by the Board of Directors considering the time spent in attending Board meetings, Committee meetings and advice given to the Company as experienced/expert persons, whenever approached.

#### D. Particulars of Senior Management:

Below is the list of Senior Management Personnel of the Company including the changes therein since the close of the previous financial year:

Sr. No.	Name	Designation
1	Shri Sandeep Batra	Executive Director - Finance & Chief Financial Officer
2	Smt. Manisha Shetty	Company Secretary
3	Shri Saswata Dhar	President – Legal
4	Shri Vishal Malhan	President – Sales & Marketing – Emerging India
5	Shri Yogesh Anand	Chief Business Officer – International Business
6	Shri Sanjay Bahadur	Chief Strategy & Business Development Officer – CC Businesses
7	Shri Rahul Kumar Sinha	Chief Human Resource Officer
8	Shri Salil Nagesh Dalal	Chief Business Officer – Retail & Roff Business
9	Shri Anubhav Saxena	Chief Research & Development Officer
10	Shri Pankaj Bhargava	Chief Procurement Officer
11	Shri Surendra Gupta	Chief Business Officer – Pigments
12	Shri Manish Dubey (Appointed w.e.f. 10.08.2023)	Chief Marketing Officer
13	Shri Vikas Kulkarni (Appointed w.e.f. 08.11.2023)	Chief Business Officer – Industrial Products
14	Shri Vivek Sharma (Appointed w.e.f. 29.02.2024)	Chief Information & Digital Officer
15	Shri Himanshu Kapadia (Resigned w.e.f. 09.02.2024)	Chief Business Officer – Large User Business & Services

#### 6. Stakeholders Relationship Committee

The composition and role of the Stakeholders Relationship Committee is in compliance with the provisions of Section 178 of the Act read with the Rules issued thereunder and Regulation 20 read with Part D (B) of Schedule II of the Listing Regulations. During the financial year 2023-24, 20 meetings of the Share Transfer Committee were held. One meeting of Stakeholders Relationship Committee was held on 19<sup>th</sup> January, 2024 which was attended by all the members of the Committee.

Details of composition of the Stakeholders Relationship Committee are given below:

Sr. No.	Name	Designation	Category
1	Shri Sanjeev Aga	Chairman	NED (I)
2	Shri N K Parekh	Member	NED (P)
3	Shri A B Parekh	Member	ED (P)

The terms of reference of Stakeholders Relationship Committee is to look into redressal of shareholders'/investors' grievance such as complaints relating to transfer/transmission of shares, non-receipt of declared dividends, non-receipt of Annual Reports, effective exercise of voting rights by shareholders, service standards for Registrar and Share Transfer Agent, reducing quantum of unclaimed dividend, etc.

The status of investor grievances and share transfers is reported to the Board on periodic basis.

Smt. Manisha Shetty, Company Secretary is the Compliance Officer for complying with the requirements of the Securities Laws and Listing Regulations.

Barring certain cases pending in Courts/Consumer Forums, mainly relating to disputes over the title to shares, in which the Company has been made a party, the Company and Link Intime India Private Limited (erstwhile known as TSR Consultants Pvt Ltd), have attended to all the shareholders'/investors' grievances/correspondences generally within a period of 15 days from the date of receipt.

The total number of letters received from the shareholders were 795 of which only 11 were in the nature of complaints. All the complaints were resolved to the satisfaction of shareholders. 207 transfers / demats requests have been received. 1 demat/ transfer requests which was pending as of 31<sup>st</sup> March, 2024 has been processed subsequently.

As per SEBI (Prohibition of Insider Trading) Regulations, 2015, ('PIT Regulations') the Company has adopted a Code of Conduct for Prevention of Insider Trading ('Code'). All the Directors, employees and other persons specified therein are governed by this Code.

The Company has appointed Shri A N Parekh, Executive Vice Chairman and Smt. Manisha Shetty, Company Secretary as the Compliance Officers under PIT Regulations.

#### 7. Risk Management Committee

The terms of reference of Risk Management Committee consist of identifying the internal and external risk inter alia, financial, operational, sectoral, sustainability/ESG information, cyber security risk, legal and regulatory risks, and overseeing the implementation of Risk Management Policy and the adequacy of Risk Management systems.

The composition and role of Risk Management Committee is in compliance with Regulation 21 read with Part D (C) of Schedule II of Listing Regulations. During the year, two meetings of the Committee were held on 9<sup>th</sup> August, 2023 and 22<sup>nd</sup> January, 2024. The constitution of the Risk Management Committee along with the details of the meetings attended during the financial year 2023-24 is detailed below:

Sr. No.	Name	Designation	Category	No. of meetings attended
1	Shri B S Mehta	Chairman	NED (I)	1
2	Shri Uday Khanna	Member	NED (I)	2
3	Shri A N Parekh	Member	ED (P)	2
4	Shri Rajeev Vasudeva	Member	NED (I)	2
5	Shri Joseph Varghese	Member	ED	2
6	Shri A D Ubhayakar	Member	Senior Executive	1
7	Shri Sanjay Bahadur	Member	Senior Executive	1
8	Shri Pankaj Bhargava	Member	Senior Executive	2

The Chief Financial Officer or Chief - Internal Audit acts as Secretary to the Committee.

The Company also has a Management Risk Committee, also known as the Risk Identification and Mitigation Committee (RIMC). 6 meetings of the RIMC were held during the financial year 2023-24.

#### 8. Corporate Social Responsibility (CSR) Committee

The composition of the CSR Committee is in alignment with provisions of Section 135 of the Act.

The Committee met three times during the financial year 2023-24 i.e. on 8<sup>th</sup> May, 2023, 7<sup>th</sup> November, 2023 and 22<sup>nd</sup> January, 2024. The constitution of the CSR Committee along with the details of the meetings attended during the financial year 2023-24 is detailed below:

Sr. No.	Name	Designation	Category	No. of meetings attended
1	Shri N K Parekh	Member	NED (P)	3
2	Shri Sanjeev Aga	Member	NED (I)	3
3	Shri A B Parekh	Member	ED (P)	2
4	Smt. Meera Shankar	Member	NED (I)	3
5	Smt. Meher Pudumjee	Member	NED (I)	3
6	Shri Joseph Varghese	Member	ED	2

Members elect Chairperson of the Committee at each meeting. The Company Secretary acts as Secretary to the Committee.

The CSR Committee is empowered, pursuant to its terms of reference, inter alia, to formulate and recommend to the Board a Corporate Social Responsibility Policy indicating the activities to be undertaken by the Company, recommend the amount of expenditure to be incurred, monitor the implementation of Corporate Social Responsibility Policy, recommend the Annual Action Plan for CSR Implementation to the Board for approval.

The details of the CSR initiatives of the Company form part of the Social & Community Service Initiatives Report and Annexure to the Directors' Report. The Constitution of CSR Committee, the CSR Policy and details of CSR Projects are available on the website of the Company: <https://www.pidilite.com/investor-relations/corporate-governance>.



## 9. General Body Meetings

Details of location, date and time of the Annual General Meetings held during the last three years are given below:

Financial Year	Venue	Date & Time	Details of special resolution passed at the AGM
2022-23	Video Conferencing ("VC")/Other Audio Visual Means ("OAVM")	10 <sup>th</sup> August, 2023 at 3.00 p.m.	<ul style="list-style-type: none"> <li>Re-appointment of Shri M B Parekh as the Whole Time Director (designated as Executive Chairman) for a further period of 5 years</li> <li>Re-appointment of Shri A B Parekh, as a Whole Time Director (designated as Executive Vice Chairman) of the Company, for a further period of 5 years.</li> <li>Payment of commission for a sum not exceeding 1% p.a. of the net profits of the Company to the Non-Executive Directors of the Company.</li> </ul>
2021-22	Video Conferencing ("VC")/Other Audio Visual Means ("OAVM")	10 <sup>th</sup> August, 2022 at 3.00 p.m.	<ul style="list-style-type: none"> <li>Re-appointment of Shri N K Parekh as Non-Executive Director, who retired by rotation.</li> <li>Appointment of Smt. Meher Pudumjee as Independent Director for a term of 5 years.</li> <li>Amendment to Articles of Association of the Company by increase in limit of Directors from 15 Directors to 18 Directors.</li> </ul>
2020-21	Video Conferencing ("VC")/Other Audio Visual Means ("OAVM")	11 <sup>th</sup> August, 2021 at 3.00 p.m.	<ul style="list-style-type: none"> <li>Re-appointment of Shri Vinod Dasari as an Independent Director for a second term of 5 consecutive years.</li> </ul>

The above mentioned Special Resolutions were passed with requisite majority.

### Postal Ballot

During the year 2023-24, the Company passed the following Special resolutions by postal ballot:

Description of Resolution as given in the Postal Ballot Notice	Particulars of Votes cast						Result Declared
	Electronic Voting						
	Votes cast in favour of the resolution		Votes cast against the resolution		Invalid Votes		
	No.	%	No.	%	No.	%	
Special Business							
Re-appointment of Shri Piyush Pandey (DIN: 00114673) as an Independent Director of the Company.	36,56,73,902	85.17	6,36,82,921	14.83	0	0	Approved by requisite majority
Appointment of Shri Murali Sivaraman (DIN: 01461231) as an Independent Director of the Company.	42,23,08,880	98.38	69,61,634	1.62	0	0	Approved by requisite majority

The Company successfully completed the process of obtaining approval of its shareholders for special resolutions on the items detailed above, vide postal ballot passed on 23<sup>rd</sup> June, 2023 and 13<sup>th</sup> March, 2024 respectively.

Shri M.M Sheth of M.M Sheth & Co., Company Secretaries was appointed as the scrutinizer for carrying out the postal ballot process in a fair and transparent manner pertaining to the re-appointment of Shri Piyush Pandey as an Independent Director of the Company.

Shri Mitesh Dhabliwala of Parikh & Associates, Practicing Company Secretaries was appointed as the scrutinizer for carrying out the postal ballot process in a fair and transparent manner pertaining to the appointment of Shri Murali Sivaraman as an Independent Director of the Company.

### Procedure for Postal Ballot:

In compliance with Regulation 44 of the Listing Regulations, Sections 108, 110 and other applicable provisions of the Act read with the Rules issued thereunder and the General Circulars issued in this regard by the Ministry of Corporate Affairs ("MCA"), the Company provides electronic voting facility to all its members.

The Company generally engages the services of National Securities Depository Limited ("NSDL") for the purpose of providing electronic voting facility to all its members. The Postal Ballot Notice are sent to the members in electronic form at their email addresses registered with the depositories/Link Intime India Private Limited, Company's Registrar and Share Transfer Agent. The Company also publishes notice in the newspapers declaring the details of completion of dispatch, e-voting details and other requirements in terms of the Act read with the Rules issued thereunder and the Secretarial Standards issued by the

Institute of Company Secretaries of India. Voting rights are reckoned on the paid-up value of shares of the Company registered in the names of the shareholders as on the cut-off date.

The scrutinizer submits his report to the Chairman or any other person authorized by the Chairman, after the completion of scrutiny. The results of the postal ballot are announced by the Chairman or any other person authorized by the Chairman. The results are also displayed at the registered office and corporate office of the Company, intimated to NSDL and the Stock Exchanges where the Company's shares are listed and also displayed along with the Scrutinizer's report on the Company's website viz. <https://www.pidilite.com/investor-relations/listing-information>.

There is no immediate proposal for passing of any resolution through Postal Ballot.

## 10. Means of Communication

### a. Publication of financial results:

The extract of standalone and consolidated results are normally published in Business Standard and Sakal and are displayed on the website of the Company: <https://www.pidilite.com/investor-relations/listing-information>.

### b. Websites and News Releases:

In compliance with Regulation 46 of the Listing Regulations, a separate dedicated section under 'Investors' on the Company's website gives information on various announcements made by the Company, status of unclaimed dividend, Annual Report, Quarterly/Half yearly/ Nine-months and Annual financial results along with the applicable policies of the Company. The Company's official news releases and presentations made to the institutional investors and analysts are also available on the Company's website <https://www.pidilite.com/investor-relations/listing-information>. Quarterly Compliance Reports and other relevant information of interest to the Investors are also placed under the Investor Relations Section on the Company's website.

### c. Analysts presentations:

The presentations on performance of the Company are placed on the Company's website for the benefit of the institutional investors, analysts and other shareholders immediately after the financial results are communicated to the Stock Exchanges. The Company also conducts calls/meetings with investors immediately after declaration of financial results to brief them on the performance of the Company and a transcript of such calls/meeting are uploaded on the Company's website and Stock Exchanges.

### d. Stock Exchange:

The Company makes timely disclosures of necessary information to BSE Limited (BSE) and the National Stock Exchange of India Limited (NSE) in terms of the Listing Regulations and other applicable rules and regulations issued by the SEBI.

### e. Reminders to Investors:

Reminders are, inter alia, sent to shareholders for registering their email ids, claiming returned undelivered share certificates and unclaimed dividend and transfer of shares thereto.

### f. Annual Report:

The Annual Report with Audited Financial Statements of the Company and its subsidiaries are available in downloadable formats on the website of the Company <https://www.pidilite.com/investor-relations/financials>. The Annual Report and Audited Financial Statements of the Company are also available on the websites of the Stock Exchanges.

## 11. General Information for Shareholders

Detailed information in this regard is provided in the "Information for Shareholders" section, appearing in the Annual Report.

## 12. Disclosures

During the financial year 2023-24:

- There were no materially significant related party transactions which have potential conflict with the interest of the Company at large. The details of related party transactions are set out in the Notes to Financial Statements forming part of this Annual Report.
- The Company has complied with all requirements of the Listing Regulations and guidelines of SEBI. Consequently, no penalties were imposed or strictures passed against the Company by SEBI, Stock Exchanges or any other statutory authority on any matter relating to capital markets during the last 3 years.
- The Company has complied with all the requirements of corporate governance as specified in Regulations 17 to 27 and clauses (b) to (i) and (t) of sub-regulation (2) of Regulation 46 and para C, D & E of Schedule V of the Listing Regulations.
- The Company has a Vigil Mechanism and Whistle Blower Policy for Directors and Employees to report violations of applicable laws and regulations and the Code of Conduct. During the year under review, no employee was denied access to the Audit Committee Chairman.

**PRACTISING COMPANY SECRETARIES'  
CERTIFICATE ON CORPORATE GOVERNANCE**

To  
The Members of  
M/s. Pidilite Industries Limited

We have examined the compliance of the conditions of Corporate Governance by Pidilite Industries Limited ('the Company') for the year ended on March 31, 2024, as stipulated under Regulations 17 to 27, clauses (b) to (i) and (t) of sub-regulation (2) of Regulation 46 and para C, D & E of Schedule V of the Securities and Exchange Board of India (Listing Obligations and Disclosure Requirements) Regulations, 2015 ("SEBI Listing Regulations").

The compliance of the conditions of Corporate Governance is the responsibility of the management. Our examination was limited to the review of procedures and implementation thereof, as adopted by the Company for ensuring compliance with conditions of Corporate Governance. It is neither an audit nor an expression of opinion on the financial statements of the Company.

In our opinion and to the best of our information and according to the explanations given to us, the representations made by the Directors and the management and considering the relaxations granted by the Ministry of Corporate Affairs and Securities and Exchange Board of India, we certify that the Company has generally complied with the conditions of Corporate Governance as stipulated in the SEBI Listing Regulations for the year ended on March 31, 2024.

We further state that such compliance is neither an assurance as to the future viability of the Company nor of the efficiency or effectiveness with which the management has conducted the affairs of the Company.

Place: Mumbai  
Date: 7<sup>th</sup> May 2024

**For Parikh & Associates**  
(Company Secretaries)

**Mitesh Dhaliwala**  
Partner

FCS No: 8331 CP No: 9511  
UDIN: F008331F000322337  
PR No.: 1129/2021

- The Company has no material subsidiary. Policy for determining 'material' subsidiary is uploaded on the website of the Company: <https://www.pidilite.com/investor-relations/corporate-governance>.
- Company's Policy on Related Party Transactions is uploaded on the website of the Company: <https://www.pidilite.com/investor-relations/corporate-governance>.
- The Company has not made preferential allotment or qualified institutional placement.
- There were no instances, wherein the Board had not accepted recommendations made by any Committee of the Board.
- M/s. B S R & Co. LLP, Chartered Accountants, has been appointed as the Statutory Auditors of the Company. The payment of Statutory Auditors' fees, on consolidated basis for FY 2023-24 is ₹ 1.13 crores.
- No loans/advances in the nature of debt was given to firms/companies in which directors are interested.
- There are no non-compliances of any requirements of Corporate Governance Report, as per sub-paras (2) to (10) of Schedule V Part C of the Listing Regulations.

**13. Equity shares in Unclaimed Suspense Account**

There are 22 Equity shares in Unclaimed Suspense Account under Regulation 39 and Schedule VI of Listing Regulations.

**14. Compliance of discretionary requirements under Regulation 27 of Listing Regulations**

- a. The Chairman of the Company, Shri M B Parekh, is the Executive Chairman.
- b. As the financial results are published in the newspapers and also posted on Company's website, the same are not being sent to the shareholders.
- c. The Company's financial statements for the financial year ended 31<sup>st</sup> March, 2024 do not contain any modified audit opinion.
- d. Shri Bharat Puri is the Managing Director and Chief Executive Officer of the Company. He is not related to any Director, Key Managerial Personnel or their relatives of the Company.
- e. The Internal Auditor makes quarterly presentation to the Audit Committee on their Reports.

**15. Information relating to Directors**

Information relating to Directors seeking appointment/re-appointment as required under Regulation 36(3) of Listing Regulations is given in the Notice of the ensuing 55<sup>th</sup> Annual General Meeting.

**16. Disclosures in relation to the Sexual Harassment of Women at Workplace (Prevention, Prohibition and Redressal) Act, 2013 during the financial year 2023-24**

- a. Number of complaints filed during the financial year: 0
- b. Number of complaints disposed of during the financial year: 0
- c. Number of complaints pending as on end of the financial year: 0

**17. Certificate from Company Secretary in Practice:**

A certificate from Shri Mitesh Dhaliwala of M/s. Parikh & Associates, Company Secretaries in Practice has been attached with this report stating that none of the Directors on the Board of the Company have been debarred or disqualified from being appointed or continuing as directors of companies by SEBI/Ministry of Corporate Affairs or any such statutory authority.

**18. Governance of Subsidiary Companies:**

The summary of the minutes of the Board Meetings of the subsidiary companies along with the details of significant transactions and arrangements entered into by the subsidiary companies are shared with the Board of Directors on a quarterly basis. The financial statements of the subsidiary companies are presented to the Audit Committee. The Company does not have a material subsidiary as on the date of this Report. The information in respect of the loans and advances in the nature of loans to subsidiaries pursuant to Regulation 34 read with Schedule V of the Listing Regulations is provided in Notes to the standalone financial statements.

**19. Declaration by Shri Bharat Puri, Managing Director under Schedule V (D) of Listing Regulations**

'Pursuant to Schedule V (D) of Listing Regulations, I hereby declare that all the Board Members and Senior Management personnel of the Company have affirmed compliance with the Code of Conduct of Board of Directors and Senior Management for the year ended 31<sup>st</sup> March, 2024.'

## CERTIFICATE OF NON-DISQUALIFICATION OF DIRECTORS

[pursuant to Regulation 34(3) and Schedule V Para C clause (10)(i) of the SEBI (Listing Obligations and Disclosure Requirements) Regulations, 2015]

To

The Members of  
Pidilite Industries Limited,  
Regent Chambers, 7<sup>th</sup> Floor,  
208, Nariman Point, Mumbai – 400021.

We have examined the relevant registers, records, forms, returns and disclosures received from the Directors of **Pidilite Industries Limited** having CIN L24100MH1969PLC014336 and having registered office at Regent Chambers, 7<sup>th</sup> Floor, 208, Nariman Point, Mumbai 400021 (hereinafter referred to as 'the Company'), produced before us by the Company for the purpose of issuing this Certificate, in accordance with Regulation 34(3) read with Schedule V Para-C Sub clause 10(i) of the Securities Exchange Board of India (Listing Obligations and Disclosure Requirements) Regulations, 2015.

In our opinion and to the best of our information and according to the verifications (including Directors Identification Number (DIN) status at the portal [www.mca.gov.in](http://www.mca.gov.in)) as considered necessary and explanations furnished to us by the Company & its officers, we hereby certify that none of the Directors on the Board of the Company as stated below for the Financial Year ending on 31<sup>st</sup> March, 2024 have been debarred or disqualified from being appointed or continuing as Directors of Companies by the Securities and Exchange Board of India, Ministry of Corporate Affairs, or any such other Statutory Authority.

Sr. No.	Name of Director	DIN	Date of Appointment in Company*
1.	Narendrakumar Kalyanji Parekh	00111518	28.07.1969
2.	Madhukar Balvantray Parekh	00180955	31.08.1972
3.	Ajay Balvantray Parekh	00035317	26.06.1985
4.	Bansidhar Sunderlal Mehta	00035019	25.07.2000
5.	Apurva Narendrakumar Parekh	00111366	01.07.2005
6.	Bharat Tilakraj Puri	02173566	28.05.2008
7.	Uday Chander Khanna	00079129	03.04.2014
8.	Meera Shankar	06374957	30.07.2014
9.	Sanjeev Aga	00022065	01.09.2015
10.	Vinod Kumar Dasari	00345657	01.09.2015
11.	Piyush Indernarayan Pandey	00114673	11.04.2018
12.	Meher Pheroze Pudumjee	00019581	18.05.2022
13.	Rajeev Vasudeva	02066480	10.09.2020
14.	Joseph Varghese	09770335	09.11.2022
15.	Sudhanshu Vats	05234702	18.05.2022
16.	Sandeep Batra	00871843	09.11.2022
17.	Murali Sivaraman	01461231	23.01.2024

\*the date of appointment is as per the MCA Portal.

Ensuring the eligibility for the appointment / continuity of every Director on the Board is the responsibility of the management of the Company. Our responsibility is to express an opinion on these based on our verification. This certificate is neither an assurance as to the future viability of the Company nor of the efficiency or effectiveness with which the management has conducted the affairs of the Company.

Place: Mumbai  
Date: 7<sup>th</sup> May 2024

For **Parikh & Associates**  
(Company Secretaries)

**Mitesh Dhaliwala**  
Partner

FCS No: 8331 CP No: 9511  
UDIN: F008331F000322361  
PR No.: 1129/2021

## INFORMATION FOR SHAREHOLDERS

### Annual General Meeting

Day, Date and Time:  
Wednesday, 7<sup>th</sup> August, 2024 at 3.00 p.m.

### Venue:

The Company is conducting AGM through Video Conferencing/Other Audio Visual Means as permitted under the various circulars issued by Ministry of Corporate Affairs.

**Financial Year:** 1<sup>st</sup> April, 2023 to 31<sup>st</sup> March, 2024

### Date of Book Closure:

Thursday, 25<sup>th</sup> July, 2024 to Wednesday, 7<sup>th</sup> August, 2024 (both days inclusive).

### Dividend Payment

The credit of dividend will commence from 14<sup>th</sup> August, 2024 subject to the approval for payment of dividend by the shareholders at the Annual General Meeting.

### Listing of Shares on Stock Exchanges:

The equity shares of the Company are listed on BSE Limited (BSE) and National Stock Exchange of India Limited (NSE). The Annual Listing fee for the financial year 2023-24 has been paid to BSE and NSE.

### Stock Codes

Name and address of the Stock Exchange	Stock Code
BSE Limited Phiroze Jeejeebhoy Towers, Dalal Street, Mumbai - 400 001.	500331
National Stock Exchange of India Limited Exchange Plaza, C-1, Block G, Bandra Kurla Complex, Bandra (E), Mumbai - 400 051.	PIDILITIND

### Market Price Data

Share prices during the financial year 2023-24 at NSE for one equity share of ₹1/- each were as under:

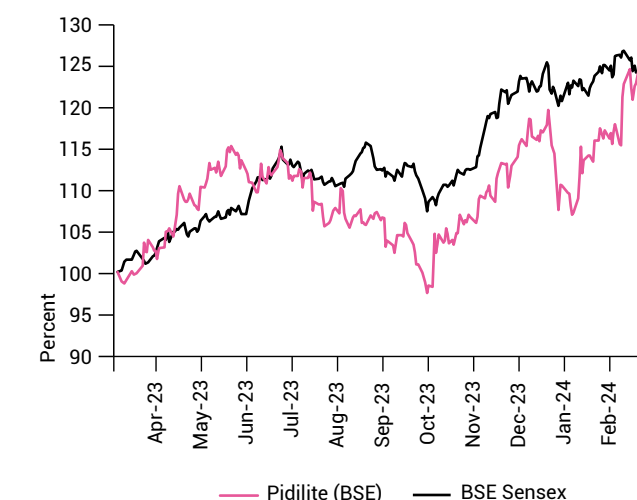
Month	Share Price (₹)	
	High	Low
April 2023	2,450.40	2,296.30
May 2023	2,618.70	2,400.15
June 2023	2,735.00	2,585.30
July 2023	2,695.95	2,551.50
August 2023	2,643.95	2,470.00
September 2023	2,533.55	2,414.05
October 2023	2,497.50	2,292.55
November 2023	2,563.60	2,395.25
December 2023	2,753.60	2,535.70
January 2024	2,805.00	2,488.10
February 2024	2,759.00	2,503.25
March 2024	3,037.30	2,690.00

Share prices during the financial year 2023-24 at BSE for one equity share of ₹1/- each were as under:

Month	Share Price (₹)	
	High	Low
April 2023	2,459.95	2,297.00
May 2023	2,618.00	2,401.15
June 2023	2,734.40	2,585.95
July 2023	2,692.45	2,547.25
August 2023	2,647.40	2,470.05
September 2023	2,530.00	2,415.00
October 2023	2,495.00	2,293.10
November 2023	2,562.95	2,397.90
December 2023	2,753.00	2,536.70
January 2024	2,804.00	2,490.00
February 2024	2,759.50	2,503.40
March 2024	3,036.05	2,681.25

### Stock Performance:

Base is considered to be 100 as on 1<sup>st</sup> April, 2023.



The performance of the Company's shares in comparison to BSE sensex is given in the chart below:

### Registrar & Share Transfer Agent

Link Intime India Private Limited (RTA)  
(Erstwhile known as TSR Consultants Private Limited)  
Unit: Pidilite Industries Limited  
C 101, 1<sup>st</sup> Floor, 247 Park, L. B. S. Marg,  
Vikhroli (West), Mumbai - 400083  
Tel : +91 810 811 8484  
E-mail: [csg-unit@linkintime.co.in](mailto:csg-unit@linkintime.co.in)  
Website: [www.linkintime.co.in](http://www.linkintime.co.in)



### Share Transfer System

The Company has delegated the authority to approve shares received for transfer in physical form to Link Intime India Private Limited, Registrar & Share Transfer Agent and Share Transfer Committee comprising of the Directors viz, Sarva Shri N K Parekh, A B Parekh and A N Parekh. From 1<sup>st</sup> April, 2024, Shri Sandeep Batra has been inducted as a Member of the Committee, due to the resignation of Shri N K Parekh.

### Shareholder Transactions

In terms of requirements of Regulation 40 of the Securities and Exchange Board of India (Listing Obligations and Disclosure Requirements) Regulations, 2015 ("Listing Regulations"), the request for transfer of securities shall not be processed unless the securities are held in the dematerialised form with Depositories. The request for transmission or transposition of securities held in physical or dematerialized form shall be effected only in dematerialised form.

Further, SEBI in continuation of its efforts to enhance ease of dealing in securities market by investors has mandated the listed entities to issue securities for the following service requests only in dematerialised form: issue of duplicate securities certificate, claim from unclaimed suspense account, renewal/ exchange of securities certificate, endorsement, sub-division/splitting of securities certificate, consolidation of securities certificates/folio, transmission and transposition.

Further, SEBI has also simplified the process for transmission of shares and issue of duplicate share certificates to make it more efficient and investor friendly.

The manner and process of making applications as per the aforesaid revised framework and operational guidelines thereto is available on the website of the RTA at <https://liiplweb.linkintime.co.in/KYC-downloads.html>.

Request for dematerialization of securities are processed by RTA and confirmation thereof is given to the respective depositories i.e. NSDL and CDSL, within the statutory time limit from the date of receipt of securities certificates after due verification.

### Distribution of Shareholding as on 31<sup>st</sup> March, 2024

No. of Equity Shares held	No. of Shareholders	%	No. of Shares	%
Upto 5000	5,54,558	99.58	2,84,62,572	5.60
5001 - 10000	1,354	0.24	99,26,259	1.95
10001- 20000	368	0.07	51,97,110	1.02
20001- 30000	139	0.03	33,79,744	0.66
30001- 40000	78	0.01	27,37,080	0.54
40001- 50000	58	0.01	26,13,001	0.51
50001- 100000	135	0.02	96,56,768	1.90
100001 and above	227	0.04	44,66,36,806	87.82
<b>Total</b>	<b>5,56,917</b>	<b>100.00</b>	<b>50,86,09,340</b>	<b>100.00</b>
No. of Shareholders & shares in physical mode	531	0.10	6,54,970	0.13
No. of beneficial owners & shares in electronic mode	5,56,386	99.90	50,79,54,370	99.87
<b>Total</b>	<b>5,56,917</b>	<b>100.00</b>	<b>50,86,09,340</b>	<b>100.00</b>

### Dematerialisation of shares and liquidity

As on 31<sup>st</sup> March, 2024, 99.87% of total equity shares of the Company were held in dematerialised form with National Securities Depository Limited and Central Depository Services (India) Limited. The Company's equity shares are required to be compulsorily traded in the dematerialised form. The shares are available for dematerialisation under ISIN - INE318A01026.

Requests for dematerialisation of shares are processed and generally confirmed within 15 days of receipt, subject to the documents being valid and complete in all respects.

The shares of the Company were not suspended from trading during the year under review.

### Transfer of unclaimed dividend & shares to the Investor Education and Protection Fund

Pursuant to applicable provisions of the Companies Act, 2013 read with the Investor Education and Protection Fund Authority (Accounting, Audit, Transfer and Refund) Rules, 2016 (Rules), all unpaid or unclaimed dividends and shares in respect of which dividend has not been paid or claimed by the shareholders for seven consecutive years or more have been transferred by the Company to the Investor Education and Protection Fund (IEPF) Authority. The said requirement does not apply to shares in respect of which there is a specific Order of Court, Tribunal or Statutory Authority, restraining transfer of the shares.

During the year under review, the Company had sent individual notices through Ordinary Post and Air mail and also advertised in the newspapers seeking action from the shareholders who have not claimed their dividends for seven consecutive years or more. Accordingly, the Company has transferred to IEPF following unpaid or unclaimed dividends and corresponding shares as under:

Particulars	Amount of dividend (₹)	No. of shares
Interim Dividend for the Financial Year 2015-16	24,33,017	11,813
Final Dividend for the Financial Year 2015-16	3,83,612	2,139

The Company has uploaded the above mentioned details on its website: <https://www.pidilite.com/investor-relations/corporate-governance>. and also on the website of the IEPF Authority ([www.iepf.gov.in](http://www.iepf.gov.in)).

The voting rights on the shares transferred to IEPF Authority shall remain frozen till the rightful owner claims the shares from the IEPF Authority.

Shareholders/claimants whose shares, unclaimed dividend, have been transferred to the IEPF Demat Account or the Fund, as the case may be, need to apply to the IEPF Authority by making an application in Form IEPF-5 available on [www.iepf.gov.in](http://www.iepf.gov.in).

### Details of Demat/Unclaimed Suspense Account

SEBI vide Circular dated 25<sup>th</sup> January, 2022, mandated that the Company/RTA shall verify and process the Investor service requests and thereafter issue a 'Letter of Confirmation (LOC)' in lieu of physical share certificate(s). The LOC shall be valid for a period of one hundred twenty days from the date of issuance within which the Member/Claimant shall make a request to the Depository Participant

for dematerializing the said shares. In case, the demat request is not submitted within the aforesaid period, the shares shall be credited to the Company's Suspense Escrow Demat Account.

During the year, the Company transferred 38 shares pertaining to 2 shareholders to its Suspense Escrow Demat Account. 16 shares pertaining to 1 Claimant was released to his demat account on receipt of appropriate documents and 22 shares are lying in the Company's Suspense Escrow Demat Account as at 31<sup>st</sup> March, 2024. The Member/Claimant can claim back the said shares by submitting the required documents to RTA as per SEBI Advisory dated 30<sup>th</sup> December, 2022.

### Nodal and Deputy Nodal Officer

In accordance with the IEPF Rules, the Board of Directors have appointed Smt. Manisha Shetty as Nodal Officer of the Company and Smt. Poornima Narayanan as Deputy Nodal Officer of the Company for the purposes of verification of claims of shareholders pertaining to shares transferred to IEPF and / or refund of dividend from IEPF Authority and for coordination with IEPF Authority. The details of the Nodal Officer and Deputy Nodal Officer are available on the website of the Company.

### Plant Locations

Major Plant locations viz. Mahad, Taloja, Karad, Shirwal (Maharashtra); Vapi, Paria, Amod, Surat, Dahej (Gujarat); Daman (Union Territory of India); Kala Amb, Baddi, Nalagarh (Himachal Pradesh); Kathua (J & K); Secunderabad, Jedcharla (Telangana); Guwahati (Assam); Vizag (Andhra Pradesh), Ludhiana (Punjab), Alwar (Rajasthan), Perundurai (Tamil Nadu) and Lucknow (Uttar Pradesh).

### Credit Ratings

The Company has not issued any debt instruments and does not have any fixed deposit programme or any scheme or proposal involving mobilization of funds in India or abroad during the financial year ended 31<sup>st</sup> March, 2024. The ratings given by CRISIL for short-term borrowings and long-term borrowings of the Company are A1+ and AAA respectively. There was no revision in the said ratings during the year under review.

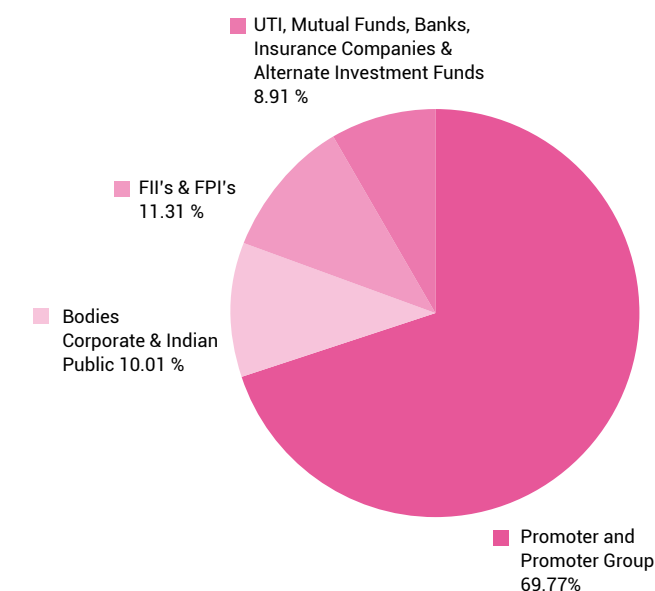
### Commodity price risk / Foreign Exchange Risk and Hedging Activities

Certain key raw materials and packing materials used by the Company are derivatives of commodities such as crude oil, paper, aluminium etc. Any material price fluctuation in such commodities can impact the margins of the Company till the impact is appropriately factored in the pricing of Company's products. The Company does not undertake commodity hedging activities.

The Company has managed the foreign exchange risk with appropriate hedging activities in accordance with the policies of the Company.

Exposure to commodity and commodity risks faced by the Company throughout the year is Nil.

### Shareholding Pattern as on 31<sup>st</sup> March, 2024



### Address for Correspondence

#### Registered Office:

Regent Chambers, 7<sup>th</sup> Floor, Jamnalal Bajaj Marg, 208, Nariman Point, Mumbai - 400021  
Tel No: 022-2282 2708  
CIN: L24100MH1969PLC014336

#### Corporate Office:

Ramkrishna Mandir Road, Off. Mathuradas Vasanji Road, Andheri (E), Mumbai - 400059  
Tel No : 022-28357000/7949  
Email : [investor.relations@pidilite.co.in](mailto:investor.relations@pidilite.co.in)  
Website : [www.pidilite.com](http://www.pidilite.com)

#### Corporate Secretarial/Investors' Assistance Department

The Company's Secretarial Department headed by Smt. Manisha Shetty, Company Secretary, is situated at the Corporate Office mentioned above. Shareholders/Investors may contact Smt. Manisha Shetty at the Corporate Office in Mumbai for any assistance they may need.

#### Outstanding GDRs/ADRs/Warrants

The Company has no outstanding GDRs/ADRs/Warrants as on 31<sup>st</sup> March, 2024.

#### Employee Stock Options

The information with regard to the Employee Stock Options are set out under Annexure to Directors' Report.

## INDEPENDENT AUDITOR'S REPORT

TO THE MEMBERS OF PIDILITE INDUSTRIES LIMITED  
REPORT ON THE AUDIT OF THE CONSOLIDATED FINANCIAL STATEMENTS

### Opinion

We have audited the consolidated financial statements of Pidilite Industries Limited (hereinafter referred to as the "Holding Company"), its subsidiaries (Holding Company and its subsidiaries together referred to as "the Group"), its associates and a joint venture, which comprise the consolidated balance sheet as at 31<sup>st</sup> March 2024, and the consolidated statement of profit and loss (including other comprehensive income), consolidated statement of changes in equity and consolidated statement of cash flows for the year then ended 31<sup>st</sup> March 2024, and notes to the consolidated financial statements, including material accounting policies and other explanatory information (hereinafter referred to as "the consolidated financial statements").

In our opinion and to the best of our information and according to the explanations given to us, and based on the consideration of reports of the other auditors on separate financial statements of such subsidiaries, associates and a joint venture as were audited by the other auditors, the aforesaid consolidated financial statements give the information required by the Companies Act, 2013 ("Act") in the manner so required and give a true and fair view in conformity with the accounting principles generally accepted in India, of the consolidated state of affairs of the Group, its associates and a joint venture as at 31<sup>st</sup> March 2024, of its consolidated profit and other comprehensive income, consolidated changes in equity and consolidated cash flows for the year then ended.

### Basis for Opinion

We conducted our audit in accordance with the Standards on Auditing (SAs) specified under Section 143(10) of the Act. Our responsibilities under those SAs are further described in the Auditor's Responsibilities for the Audit of the Consolidated Financial Statements section of our report. We are independent of the Group, its associates and a joint venture in accordance with the ethical requirements that are relevant to our audit of the consolidated financial statements in terms of the Code of Ethics issued by the Institute of Chartered Accountants of India and the relevant provisions of the Act, and we have fulfilled our other ethical responsibilities in accordance with these requirements. We believe that the audit evidence obtained by us along with the consideration of reports of the other auditors referred to in paragraph (a) of the "Other Matters" section below, is sufficient and appropriate to provide a basis for our opinion on the consolidated financial statements.

### Key Audit Matters

Key audit matters are those matters that, in our professional judgment were of most significance in our audit of the consolidated financial statements of the current period. These matters were addressed in the context of our audit of the consolidated financial statements as a whole, and in forming our opinion thereon, and we do not provide a separate opinion on these matters.

### Impairment assessment of Consumer and Bazaar Cash Generating Unit (C&B CGU)

See Note 6 to consolidated financial statements

The key audit matter	How the matter was addressed in our audit
The C&B CGU includes ₹ 1,218.42 crores of goodwill and ₹ 1,314.28 crores of indefinite life intangible assets (Trademark and Copyrights) which together represents 21% of total assets of the Group as at 31 <sup>st</sup> March 2024.	Our audit procedures included: <ol style="list-style-type: none"> <li>Understanding the process followed by the Group in respect of the annual impairment analysis for C&amp;B CGU.</li> <li>Evaluating the design and implementation and testing of operating effectiveness of key internal controls related to the Group's process relating to annual impairment analysis and determination of discount rate, near and long-term growth rate, revenue growth rate and estimated operating margins.</li> <li>Challenging the rationality of the assumptions, particularly estimated near and long-term growth rate, revenue growth rate and operating margins based on our knowledge of the Group and market. Assessing historical accuracy by comparing past forecasts to actual results achieved.</li> <li>Involving the valuation professionals with specialised skills and knowledge to assist in evaluating the impairment model and assumptions used (including discount rate, near and long-term growth rate and revenue growth rate applied by the Group. These assumptions were challenged by comparing it to a range of rates from publicly available industry indices and industry data for comparable entities). Applying additional sensitivities to assess the rationality of the above key assumptions.</li> <li>Testing data used to develop the estimate for completeness and accuracy.</li> <li>Performing a sensitivity analysis to evaluate the impact of change in key assumptions individually or collectively to the recoverable value.</li> <li>Evaluating the adequacy of the Group's disclosures in the consolidated financial statements in respect of its impairment testing.</li> </ol>
The recoverable value of the C&B CGU which is based on the value in use model, has been derived from discounted cash flow model. This model requires the Group to make significant assumptions such as discount rate, estimated near and long-term growth rate, estimated revenue growth rate and estimated operating margins which involves inherent uncertainty since they are based on future business prospects and economic outlook.	
Due to the significance of above assets in context of the consolidated financial statements and sensitivity of discount rate, near and long-term growth rate and revenue growth rate assumptions where a minor change could have a significant impact on the recoverable value, we have considered the impairment assessment of C&B CGU to be a key audit matter.	

### Revenue Recognition - Variable Considerations

See Note 32 to consolidated financial statements

The key audit matter	How the matter was addressed in our audit
Revenue is measured net of any trade discounts and schemes to customers ("variable consideration"). Certain variable consideration for goods sold during the year are only finalised when the precise amounts are known, and revenue therefore includes an estimate of variable consideration.	Our audit procedures included: <ol style="list-style-type: none"> <li>Understanding the process followed by the Holding Company to determine the amount of accrual for variable consideration.</li> <li>Evaluating on sample basis the design and implementation and testing of operating effectiveness of Holding Company's general IT controls and key manual controls for scheme computations, scheme payments / settlements and Holding Company's examination over the scheme accruals.</li> <li>Performing substantive testing by selecting samples, using statistical sampling approach, of variable consideration transactions recorded during the year and as at period end accruals to reconcile the parameters used in the computation with the relevant source documents.</li> <li>Examining historical scheme accrual together with our understanding of current year developments to form an expectation of the scheme accrual as at year end. Comparing this expectation against the actual scheme accrual, completing further inquiries and obtaining underlying documentation, on a sample basis. Further, we have also performed retrospective examination to evaluate the precision with which Holding Company makes estimates.</li> <li>Ensuring completeness of scheme accrual by checking subsequent settlement (i.e. payments and credit notes) made after year end which affect Financial Year 2023-24 and accuracy of the data used by the Holding Company for scheme accruals using debit notes received from customers.</li> <li>Testing actualisation of estimated scheme accruals using statistical sampling approach.</li> <li>Testing a selection of discount and scheme accruals recorded after 31<sup>st</sup> March 2024 and assessing accrual in correct period.</li> <li>Testing a selection of payments made after 31<sup>st</sup> March 2024 and where relevant, comparing the payment to the related scheme accrual.</li> <li>Examination of journal entries posted to revenue (discounts and schemes), on a sample basis using statistical sampling approach, to identify unusual items and testing the underlying documentation.</li> </ol>
The variable consideration represents the portion of discounts and schemes which are not directly deducted on the invoice and involves estimation by the Holding Company in recognition and measurement of such discounts and schemes. In addition, the value and timing of promotions for products varies from period to period, and the activity can span beyond the year end. The unsettled portion of the variable consideration results in discounts and schemes due to customers as at year end. Therefore, there is a risk of revenue being overstated due to fraud through estimation of variable consideration accruals recognised, resulting from pressure the Holding Company may feel to achieve performance targets at the year end.	
We identified the evaluation of accrual for variable consideration as a key audit matter.	

### Other Information

The Holding Company's Management and Board of Directors are responsible for the other information. The other information comprises the information included in the annual report, but does not include the financial statements and auditor's report thereon. The annual report is expected to be made available to us after the date of this auditor's report.

Our opinion on the consolidated financial statements does not cover the other information and we will not express any form of assurance conclusion thereon.

In connection with our audit of the consolidated financial statements, our responsibility is to read the other information identified above when it becomes available and, in doing so, consider whether the other information is materially inconsistent with the consolidated financial statements or our knowledge obtained in the audit, or otherwise appears to be materially misstated.

When we read the annual report, if we conclude that there is a material misstatement therein, we are required to communicate the matter to those charged with governance and take necessary actions, as applicable under the relevant laws and regulations.

### Management's and Board of Directors'/Designated Partners' Responsibilities for the Consolidated Financial Statements

The Holding Company's Management and Board of Directors are responsible for the preparation and presentation of these consolidated financial statements in term of the requirements of the Act that give a true and fair view of the consolidated state of affairs, consolidated profit/ loss and other comprehensive income, consolidated statement of changes in equity and consolidated cash flows of the Group including its associates and joint venture in accordance with the accounting principles generally accepted in India, including the Indian Accounting Standards (Ind AS) specified under Section 133 of the Act. The respective Management and Board of Directors of the companies/Designated Partners of the Partnership Firm included in the Group and of its associates and a joint venture are responsible for maintenance of adequate accounting records in accordance with the provisions of the Act for safeguarding the assets of each company/partnership firm and for preventing and detecting frauds and other irregularities; the selection and application of appropriate accounting policies; making judgments and estimates that are reasonable and prudent; and the design, implementation and maintenance of adequate internal financial controls, that were operating effectively for ensuring the accuracy and completeness of the accounting records, relevant to the preparation and presentation of the consolidated financial statements that give a true and fair view and are free from material misstatement, whether due to fraud or error, which have been used for the purpose of preparation of the consolidated financial statements by the Management and Board of Directors of the Holding Company, as aforesaid.



In preparing the consolidated financial statements, the respective Management and Board of Directors of the companies/Designated Partners of the Partnership Firm included in the Group and of its associates and a joint venture are responsible for assessing the ability of each company/partnership firm to continue as a going concern, disclosing, as applicable, matters related to going concern and using the going concern basis of accounting unless the respective Board of Directors/Designated Partners either intends to liquidate the Company/partnership firm or to cease operations, or has no realistic alternative but to do so.

The respective Board of Directors of the companies/ Designated Partners of the Partnership Firm included in the Group and the respective Board of Directors of its associates and a joint venture are responsible for overseeing the financial reporting process of each company/partnership firm.

#### **Auditor's Responsibilities for the Audit of the Consolidated Financial Statements**

Our objectives are to obtain reasonable assurance about whether the consolidated financial statements as a whole are free from material misstatement, whether due to fraud or error, and to issue an auditor's report that includes our opinion. Reasonable assurance is a high level of assurance, but is not a guarantee that an audit conducted in accordance with SAs will always detect a material misstatement when it exists. Misstatements can arise from fraud or error and are considered material if, individually or in the aggregate, they could reasonably be expected to influence the economic decisions of users taken on the basis of these consolidated financial statements.

As part of an audit in accordance with SAs, we exercise professional judgment and maintain professional skepticism throughout the audit. We also:

- Identify and assess the risks of material misstatement of the consolidated financial statements, whether due to fraud or error, design and perform audit procedures responsive to those risks, and obtain audit evidence that is sufficient and appropriate to provide a basis for our opinion. The risk of not detecting a material misstatement resulting from fraud is higher than for one resulting from error, as fraud may involve collusion, forgery, intentional omissions, misrepresentations, or the override of internal control.
- Obtain an understanding of internal control relevant to the audit in order to design audit procedures that are appropriate in the circumstances. Under Section 143(3) (i) of the Act, we are also responsible for expressing our opinion on whether the company has adequate internal financial controls with reference to financial statements in place and the operating effectiveness of such controls.
- Evaluate the appropriateness of accounting policies used and the reasonableness of accounting estimates and related disclosures made by the Management and Board of Directors.
- Conclude on the appropriateness of the Management and Board of Directors use of the going concern basis of accounting in preparation of consolidated financial statements and, based on the audit evidence obtained, whether a material uncertainty exists related to events or conditions that may cast significant doubt on the appropriateness of this assumption. If we conclude that

a material uncertainty exists, we are required to draw attention in our auditor's report to the related disclosures in the consolidated financial statements or, if such disclosures are inadequate, to modify our opinion. Our conclusions are based on the audit evidence obtained up to the date of our auditor's report. However, future events or conditions may cause the Group and its associates and a joint venture to cease to continue as a going concern.

- Evaluate the overall presentation, structure and content of the consolidated financial statements, including the disclosures, and whether the consolidated financial statements represent the underlying transactions and events in a manner that achieves fair presentation.
- Obtain sufficient appropriate audit evidence regarding the financial statements of such entities or business activities within the Group and its associates and a joint venture to express an opinion on the consolidated financial statements. We are responsible for the direction, supervision and performance of the audit of the financial statements of such entities included in the consolidated financial statements of which we are the independent auditors. For the other entities included in the consolidated financial statements, which have been audited by other auditors, such other auditors remain responsible for the direction, supervision and performance of the audit carried out by them. We remain solely responsible for our audit opinion. Our responsibilities in this regard are further described in paragraph (b) of the section titled "Other Matters" in this audit report.

We communicate with those charged with governance of the Holding Company regarding, among other matters, the planned scope and timing of the audit and significant audit findings, including any significant deficiencies in internal control that we identify during our audit.

We also provide those charged with governance with a statement that we have complied with relevant ethical requirements regarding independence, and to communicate with them all relationships and other matters that may reasonably be thought to bear on our independence, and where applicable, related safeguards.

From the matters communicated with those charged with governance, we determine those matters that were of most significance in the audit of the consolidated financial statements of the current period and are therefore the key audit matters. We describe these matters in our auditor's report unless law or regulation precludes public disclosure about the matter or when, in extremely rare circumstances, we determine that a matter should not be communicated in our report because the adverse consequences of doing so would reasonably be expected to outweigh the public interest benefits of such communication.

#### **Other Matter**

- a. The consolidated financial statements of the Group and its associates and a joint venture for the year ended 31<sup>st</sup> March 2023 were audited by the predecessor auditor who had expressed an unmodified opinion on 08<sup>th</sup> May 2023.
- b. We did not audit the financial statements of 33 subsidiaries, whose financial statements reflects total assets (before consolidation adjustments) of ₹ 2,137.55 crores as at 31<sup>st</sup> March 2024, total revenues

(before consolidation adjustments) of ₹ 1,664.18 crores and net cash outflows (before consolidation adjustments) amounting to ₹ 21.60 crores for the year ended on that date, as considered in the consolidated financial statements. The consolidated financial statements also include the Group's share of net loss (and other comprehensive income) of ₹ 3.36 crores for the year ended 31<sup>st</sup> March 2024, in respect of six associates and one joint venture, whose financial statements have not been audited by us. These financial statements have been audited by other auditors whose reports have been furnished to us by the Management and our opinion on the consolidated financial statements, in so far as it relates to the amounts and disclosures included in respect of these subsidiaries, associates and a joint venture, and our report in terms of sub-section (3) of Section 143 of the Act, in so far as it relates to the aforesaid subsidiaries, associates and a joint venture is based solely on the reports of the other auditors.

Certain of these subsidiaries and a joint venture are located outside India whose financial statements and other financial information have been prepared in accordance with accounting principles generally accepted in their respective countries and which have been audited by other auditors under generally accepted auditing standards applicable in their respective countries. The Holding Company's management has converted the financial statements of such subsidiaries and a joint venture located outside India from accounting principles generally accepted in their respective countries to accounting principles generally accepted in India. We have audited these conversion adjustments made by the Holding Company's management. Our opinion in so far as it relates to the balances and affairs of such subsidiaries and a joint venture located outside India is based on the reports of other auditors and the conversion adjustments prepared by the management of the Holding Company and audited by us.

Our opinion on the consolidated financial statements, and our report on Other Legal and Regulatory Requirements below, is not modified in respect of the above matters with respect to our reliance on the work done and the reports of the other auditors.

- c. The consolidated financial statements include the Group's share of net loss (and other comprehensive income) of ₹ 0.72 crores for the year ended 31<sup>st</sup> March 2024, as considered in the consolidated financial statements, in respect of one associate, whose financial statements have not been audited by us or by other auditor. This unaudited financial statements has been furnished to us by the Management and our opinion on the consolidated financial statements, in so far as it relates to the amounts and disclosures included in respect of this associate, and our report in terms of sub-section (3) of Section 143 of the Act in so far as it relates to the aforesaid associate, is based solely on such unaudited financial statements. In our opinion and according to the information and explanations given to us by the Management, this financial statements is not material to the Group.

Our opinion on the consolidated financial statements, and our report on Other Legal and Regulatory Requirements below, is not modified in respect of this matter with respect to the financial statements certified by the Management.

#### **Report on Other Legal and Regulatory Requirements:**

1. As required by the Companies (Auditor's Report) Order, 2020 ("the Order") issued by the Central Government of India in terms of Section 143(11) of the Act, we give in the "Annexure A" a statement on the matters specified in paragraphs 3 and 4 of the Order, to the extent applicable.
2. A. As required by Section 143(3) of the Act, based on our audit and on the consideration of reports of the other auditors on separate financial statements of such subsidiaries and associates as were audited by other auditors, as noted in the "Other Matters" paragraph (b), we report, to the extent applicable, that:
  - a. We have sought and obtained all the information and explanations which to the best of our knowledge and belief were necessary for the purposes of our audit of the aforesaid consolidated financial statements.
  - b. In our opinion, proper books of account as required by law relating to preparation of the aforesaid consolidated financial statements have been kept so far as it appears from our examination of those books and the reports of the other auditors except for the matters stated in the paragraph 2B(f) below on reporting under Rule 11(g) of the Companies (Audit and Auditors) Rules, 2014.
  - c. The consolidated balance sheet, the consolidated statement of profit and loss (including other comprehensive income), the consolidated statement of changes in equity and the consolidated statement of cash flows dealt with by this Report are in agreement with the relevant books of account maintained for the purpose of preparation of the consolidated financial statements.
  - d. In our opinion, the aforesaid consolidated financial statements comply with the Ind AS specified under Section 133 of the Act.
  - e. On the basis of the written representations received from the directors of the Holding Company as on 1<sup>st</sup> April 2024 to 6<sup>th</sup> May 2024 taken on record by the Board of Directors of the Holding Company and the reports of the statutory auditors of its subsidiary companies and associate companies incorporated in India, none of the directors of the Group companies and its associate companies incorporated in India is disqualified as on 31<sup>st</sup> March 2024 from being appointed as a director in terms of Section 164(2) of the Act.
  - f. the modifications relating to the maintenance of accounts and other matters connected therewith are as stated in the paragraph 2A(b) above on



reporting under Section 143(3)(b) and paragraph 2B(f) below on reporting under Rule 11(g) of the Companies (Audit and Auditors) Rules, 2014.

- g. With respect to the adequacy of the internal financial controls with reference to financial statements of the Holding Company and its subsidiary companies and associate companies incorporated in India and the operating effectiveness of such controls, refer to our separate Report in "Annexure B".
- B. With respect to the other matters to be included in the Auditor's Report in accordance with Rule 11 of the Companies (Audit and Auditors) Rules, 2014, in our opinion and to the best of our information and according to the explanations given to us and based on the consideration of the reports of the other auditors on separate financial statements of the subsidiaries and associates, as noted in the "Other Matters" paragraph (b):
- a. The consolidated financial statements disclose the impact of pending litigations as at 31<sup>st</sup> March 2024 on the consolidated financial position of the Group and its associates. Refer Note 43 to the consolidated financial statements.
- b. The Group and its associates did not have any material foreseeable losses on long-term contracts including derivative contracts during the year ended 31<sup>st</sup> March 2024.
- c. There has been no delay in transferring amounts, required to be transferred, to the Investor Education and Protection Fund by the Group and its associates – refer Note 27a to the consolidated financial statements.
- d (i) The respective management of the Holding Company and its subsidiary companies and associate companies incorporated in India whose financial statements have been audited under the Act have represented to us and the other auditors of such subsidiary companies and associate companies respectively that, to the best of its knowledge and belief, other than as disclosed in the Note 57 (a) to the consolidated financial statements, no funds have been advanced or loaned or invested (either from borrowed funds or share premium or any other sources or kind of funds) by the Holding Company or any of such subsidiary companies and associate companies to or in any other person(s) or entity(ies), including foreign entities ("Intermediaries"), with the understanding, whether recorded in writing or otherwise, that the Intermediary shall directly or indirectly lend or invest in other persons or entities identified in any manner whatsoever by or on behalf of the Holding Company or any of such subsidiary companies and associate companies ("Ultimate Beneficiaries") or provide any guarantee, security or the like on behalf of the Ultimate Beneficiaries.
- (ii) The respective management of the Holding Company and its subsidiary companies and associate companies incorporated in India whose financial statements have been audited under the Act have represented to us and the other auditors of such subsidiary companies and associate companies respectively that, to the best of its knowledge and belief, as disclosed in the Note 57(a) to the consolidated financial statements, no funds have been received by the Holding Company or any of such subsidiary companies and associate companies from any person(s) or entity(ies), including foreign entities ("Funding Parties"), with the understanding, whether recorded in writing or otherwise, that the Holding Company or any of such subsidiary companies and associate companies shall directly or indirectly, lend or invest in other persons or entities identified in any manner whatsoever by or on behalf of the Funding Parties ("Ultimate Beneficiaries") or provide any guarantee, security or the like on behalf of the Ultimate Beneficiaries.
- (iii) Based on the audit procedures that have been considered reasonable and appropriate in the circumstances performed by us and that performed by the auditors of the subsidiary companies and associate companies incorporated in India whose financial statements have been audited under the Act, nothing has come to our or other auditors notice that has caused us or other auditors to believe that the representations under sub-clause (i) and (ii) of Rule 11(e), as provided under (i) and (ii) above, contain any material misstatement.
- e. The final dividend paid by the Holding Company and its subsidiary companies and associate company incorporated in India during the year, in respect of the same declared for the previous year, is in accordance with Section 123 of the Act to the extent it applies to payment of dividend.
- As stated in Note 22 and 57 (g) to the consolidated financial statements, the respective Board of Directors of the Holding Company and its subsidiary company and associate company incorporated in India have proposed final dividend for the year which is subject to the approval of the respective members at the ensuing Annual General Meeting. The dividend declared is in accordance with Section 123 of the Act to the extent it applies to declaration of dividend.
- f. Based on our examination which included test checks and that performed by the respective auditors of the subsidiary companies and associate companies incorporated in India whose financial statements have been audited under the Act and in accordance with requirements of the Implementation Guide on Reporting on Audit Trail under Rule 11(g) of the

Companies (Audit and Auditors) Rules, 2014, except for the instances mentioned below, the Holding Company, its subsidiary companies and associate companies incorporated in India whose financial statements have been audited under the Act, have used accounting softwares for maintaining its books of account, which have a feature of recording audit trail (edit log) facility and the same has operated throughout the year for all relevant transactions recorded in the respective softwares:

- (i) In respect of Holding Company, in the absence of an independent auditor's report in relation to controls at a service organisation for accounting software used for maintaining the books of account relating to scheme master, which is operated by third-party software service provider, we are unable to comment whether audit trail feature at the database level of the said software was enabled to log any direct data changes and operated throughout the year for all relevant transactions recorded in the software.
- (ii) In respect of Holding Company, in the absence of sufficient and appropriate reporting on compliance with the audit trail requirements in the independent auditor's report of a service organization for an accounting software used for consolidation, we are unable to comment whether audit trail feature for the said software was enabled and operated throughout the year for all relevant transactions recorded in the software.
- (iii) In respect of five subsidiary companies incorporated in India, the feature of recording audit trail (edit log) facility is absent for accounting software used for maintaining general ledger.
- (iv) In respect of a subsidiary company incorporated in India, the audit trail (edit log) facility at the database level was not enabled to log any direct data changes/audit logs of application level changes for accounting software used for maintaining general ledger.
- (v) In respect of four associate companies incorporated in India, the associate companies have used an accounting softwares for maintaining its books of account which did not have a feature of recording audit trail (edit log).

Further, where audit trail (edit log) facility was enabled and operated throughout the year, we and respective auditors of subsidiary companies and associate companies did not come across any instance of audit trail feature being tampered with during the course of our audit.

C. With respect to the matter to be included in the Auditor's Report under Section 197(16) of the Act:

In our opinion and according to the information and explanations, given to us and based on the reports of the statutory auditors of such subsidiary companies and associate companies incorporated in India which were not audited by us, the remuneration paid during the current year by the Holding Company and its subsidiary companies and associate companies to its directors is in accordance with the provisions of Section 197 of the Act. The remuneration paid to any director by the Holding Company and its subsidiary companies and associate companies is not in excess of the limit laid down under Section 197 of the Act. The Ministry of Corporate Affairs has not prescribed other details under Section 197(16) of the Act which are required to be commented upon by us.

For **B S R & Co. LLP**  
Chartered Accountants  
Firm's Registration No.:101248W/W-100022

**Sudhir Soni**  
(Partner)  
Membership No.: 041870  
ICAI UDIN:24041870BKGDKR9248

Place: Mumbai  
Date: 7<sup>th</sup> May 2024

## ANNEXURE "A" TO THE INDEPENDENT AUDITOR'S REPORT

### REPORT ON THE CONSOLIDATED FINANCIAL STATEMENTS OF PIDILITE INDUSTRIES LIMITED STATEMENTS OF PIDILITE INDUSTRIES LIMITED FOR THE YEAR ENDED 31<sup>ST</sup> MARCH 2024

(Referred to in paragraph 1 under 'Report on Other Legal and Regulatory Requirements' section of our report of even date)

- (xxi) In our opinion and according to the information and explanations given to us, following companies incorporated in India and included in the consolidated financial statements, have unfavourable remarks, qualification or adverse remarks given by the respective auditors in their reports under the Companies (Auditor's Report) Order, 2020 (CARO):

Sr. No.	Name of the entities	CIN	Holding Company /Subsidiary/ Associate	Clause number of the CARO report which is unfavourable or qualified or adverse
1	Pidilite Industries Limited	L24100MH1969 PLC014336	Holding Company	Clause (i)(c)*
2	Pidilite C-Techos Walling Limited	U74999MH2019 PTC330714	Subsidiary Company	Clause (xvii)#
3	Pidilite Grupo Puma Manufacturing Limited	U24110MH2020 PLC335898	Subsidiary Company	Clause (xvii)#

\* This clause pertains to title deed of an immovable properties not held in the name of the Company.

# This clause pertains to cash loss incurred during the current and previous year

The above does not include comments, if any, in respect of the following entity as the report under Section 143(11) of the Act is not available:

Sr. No.	Name of the entity	CIN	Subsidiary/ Associate
1	Climacrew Private Limited	U05000GJ2022PTC128522	Associate

For **B S R & Co. LLP**  
Chartered Accountants  
Firm's Registration  
No.:101248W/W-100022

**Sudhir Soni**  
(Partner)  
Membership No.: 041870  
ICAI UDIN:24041870BKGDKR9248

Place: Mumbai  
Date: 7<sup>th</sup> May 2024

## ANNEXURE "B" TO THE INDEPENDENT AUDITOR'S REPORT

### THE CONSOLIDATED FINANCIAL STATEMENTS OF PIDILITE INDUSTRIES LIMITED FOR THE YEAR ENDED 31<sup>ST</sup> MARCH 2024

Report on the internal financial controls with reference to the aforesaid consolidated financial statements under Clause (i) of Sub-section 3 of Section 143 of the Act

Referred to in paragraph 2(A)(g) under 'Report on Other Legal and Regulatory Requirements' section of our report of even date)

#### Opinion

In conjunction with our audit of the consolidated financial statements of Pidilite Industries Limited (hereinafter referred to as "the Holding Company") as of and for the year ended 31<sup>st</sup> March 2024, we have audited the internal financial controls with reference to financial statements of the Holding Company and such companies incorporated in India under the Act which are its subsidiary companies and its associate companies, as of that date.

In our opinion and based on the consideration of reports of the other auditors on internal financial controls with reference to financial statements of subsidiary companies and associate companies, as were audited by the other auditors, the Holding Company and such companies incorporated in India which are its subsidiary companies and its associate companies, have, in all material respects, adequate internal financial controls with reference to financial statements and such internal financial controls were operating effectively as at 31<sup>st</sup> March 2024, based on the internal financial controls with reference to financial statements criteria established by such companies considering the essential components of such internal controls stated in the Guidance Note on Audit of Internal Financial Controls Over Financial Reporting issued by the Institute of Chartered Accountants of India (the "Guidance Note").

#### Management's and Board of Directors' Responsibilities for Internal Financial Controls

The respective company's Management and the Board of Directors are responsible for establishing and maintaining internal financial controls based on the internal financial controls with reference to financial statements criteria established by the respective company considering the essential components of internal control stated in the Guidance Note. These responsibilities include the design, implementation and maintenance of adequate internal financial controls that were operating effectively for ensuring the orderly and efficient conduct of its business, including adherence to the respective company's policies, the safeguarding of its assets, the prevention and detection of frauds and errors, the accuracy and completeness of the accounting records, and the timely preparation of reliable financial information, as required under the Act.

#### Auditor's Responsibility

Our responsibility is to express an opinion on the internal financial controls with reference to financial statements based on our audit. We conducted our audit in accordance with the Guidance Note and the Standards on Auditing, prescribed under Section 143(10) of the Act, to the extent applicable to an audit of internal financial controls with reference to financial statements. Those Standards and the Guidance Note require that we comply with ethical requirements and plan and perform the audit to obtain reasonable assurance about whether adequate internal financial controls with reference to financial statements were established and maintained and if such controls operated effectively in all material respects.

Our audit involves performing procedures to obtain audit evidence about the adequacy of the internal financial controls with reference to financial statements and their operating effectiveness. Our audit of internal financial controls with reference to financial statements included obtaining an understanding of internal financial controls with reference to financial statements, assessing the risk that a material weakness exists, and testing and evaluating the design and operating effectiveness of internal control based on the assessed risk. The procedures selected depend on the auditor's judgement, including the assessment of the risks of material misstatement of the consolidated financial statements, whether due to fraud or error.

We believe that the audit evidence we have obtained and the audit evidence obtained by the other auditors of the relevant subsidiary companies and associate companies in terms of their reports referred to in the Other Matters paragraph below, is sufficient and appropriate to provide a basis for our audit opinion on the internal financial controls with reference to financial statements.

#### Meaning of Internal Financial Controls with Reference to Financial Statements

A company's internal financial controls with reference to financial statements is a process designed to provide reasonable assurance regarding the reliability of financial reporting and the preparation of financial statements for external purposes in accordance with generally accepted accounting principles. A company's internal financial controls with reference to financial statements include those policies and procedures that (1) pertain to the maintenance of records that, in reasonable detail, accurately and fairly reflect the transactions and dispositions of the assets of the company; (2) provide reasonable assurance that transactions are recorded as necessary to permit preparation of financial statements in accordance with generally accepted accounting principles, and that receipts and expenditures of the company are being made only in accordance with authorisations of management and directors of the company; and (3) provide reasonable assurance regarding prevention or timely detection of unauthorised acquisition, use, or disposition of the company's assets that could have a material effect on the financial statements.

#### Inherent Limitations of Internal Financial Controls with Reference to Financial Statements

Because of the inherent limitations of internal financial controls with reference to financial statements, including the possibility of collusion or improper management override of controls, material misstatements due to error or fraud may occur and not be detected. Also, projections of any evaluation of the internal financial controls with reference to financial statements to future periods are subject to the risk that the internal financial controls with reference to financial statements may become inadequate because of changes in conditions, or that the degree of compliance with the policies or procedures may deteriorate.

#### Other Matters

Our aforesaid report under Section 143(3)(i) of the Act on the adequacy and operating effectiveness of the internal financial controls with reference to financial statements insofar as it relates to thirteen subsidiary companies and six associate companies, which are companies incorporated in India, is based on the corresponding reports of the auditors of such companies incorporated in India.

The internal financial controls with reference to financial statements insofar as it relates to one associate company, which is a company incorporated in India and included in these consolidated financial statements, have not been audited either by us or by other auditor. In our opinion and according to the information and explanations given to us by the Management, such unaudited associate company is not material to the Holding Company.

Our opinion is not modified in respect of above matters.

For **B S R & Co. LLP**  
Chartered Accountants  
Firm's Registration No.:101248W/W-100022

**Sudhir Soni**  
(Partner)  
Membership No.: 041870  
ICAI UDIN:24041870BKGDKR9248

Place: Mumbai  
Date: 7<sup>th</sup> May 2024



## CONSOLIDATED BALANCE SHEET

as at 31<sup>st</sup> March 2024

(₹ in crores)

Particulars	Note No.	As at 31 <sup>st</sup> March 2024	As at 31 <sup>st</sup> March 2023
<b>ASSETS</b>			
<b>1 Non-Current Assets</b>			
(a) Property, Plant and Equipment	4	2,206.49	1,690.88
(b) Right of Use Assets	5	347.97	309.90
(c) Capital Work-In-Progress	4	148.09	405.94
(d) Goodwill	6	1,281.72	1,289.76
(e) Other Intangible Assets	6	1,614.45	1,623.54
(f) Investments accounted for using equity method	7	104.97	95.02
(g) Financial Assets			
(i) Investments	8	259.91	254.63
(ii) Loans	11	7.75	6.20
(iii) Other Financial Assets	13	71.65	68.08
(h) Income Tax Assets (net)	18	147.76	148.44
(i) Deferred Tax Assets (net)	54	28.34	20.15
(j) Other Non-Current Assets	20	48.44	50.96
<b>Total Non-Current Assets</b>		<b>6,267.54</b>	<b>5,963.50</b>
<b>2 Current Assets</b>			
(a) Inventories	17	1,414.90	1,817.08
(b) Financial Assets			
(i) Investments	9	1,870.16	531.20
(ii) Trade Receivables	10	1,674.69	1,535.27
(iii) Cash and Cash Equivalents	15	515.14	310.16
(iv) Bank balances other than (iii) above	16	18.15	16.49
(v) Loans	12	34.16	27.32
(vi) Other Financial Assets	14	26.10	86.08
(c) Current Tax Assets (net)	19	0.15	0.76
(d) Other Current Assets	21A	279.55	237.16
(e) Assets Held for Sale	21B	3.41	-
<b>Total Current Assets</b>		<b>5,836.41</b>	<b>4,561.52</b>
<b>TOTAL ASSETS</b>		<b>12,103.95</b>	<b>10,525.02</b>
<b>EQUITY AND LIABILITIES</b>			
<b>EQUITY</b>			
(a) Equity Share Capital	22	50.86	50.83
(b) Other Equity	23	8,356.30	7,161.45
<b>Equity attributable to owners of the Company</b>		<b>8,407.16</b>	<b>7,212.28</b>
<b>Non-Controlling Interests</b>	42	<b>209.85</b>	<b>233.64</b>
<b>Total Equity</b>		<b>8,617.01</b>	<b>7,445.92</b>
<b>LIABILITIES</b>			
<b>1 Non-Current Liabilities</b>			
(a) Financial Liabilities			
(i) Lease Liabilities	55	193.83	175.63
(ii) Other Financial Liabilities	26	4.42	14.45
(b) Provisions	28	98.73	80.25
(c) Deferred Tax Liabilities (net)	54	392.38	398.15
<b>Total Non-Current Liabilities</b>		<b>689.36</b>	<b>668.48</b>
<b>2 Current Liabilities</b>			
(a) Financial Liabilities			
(i) Borrowings	24	131.15	163.26
(ii) Lease Liabilities	55	57.49	51.72
(iii) Trade Payables	25		
- Total Outstanding Dues of Micro Enterprises and Small Enterprises		94.28	76.56
- Total Outstanding Dues of Creditors other than Micro Enterprises and Small Enterprises		1,053.32	987.03
(iv) Other Financial Liabilities	27	1,111.63	938.06
(b) Other Current Liabilities	30	125.28	115.19
(c) Provisions	29	196.16	34.98
(d) Current Tax Liabilities (net)	31	28.27	43.82
<b>Total Current Liabilities</b>		<b>2,797.58</b>	<b>2,410.62</b>
<b>TOTAL LIABILITIES</b>		<b>3,486.94</b>	<b>3,079.10</b>
<b>TOTAL EQUITY AND LIABILITIES</b>		<b>12,103.95</b>	<b>10,525.02</b>

See accompanying notes to the consolidated financial statements 1 to 61

As per our report of even date attached  
For B S R & Co. LLP  
Chartered Accountants  
Firm's Registration No - 101248W/W-100022

SUDHIR SONI  
Partner  
Membership Number: 041870

BHARAT PURI  
Managing Director  
DIN:02173566

SANDEEP BATRA  
Executive Director Finance & Chief Financial Officer  
DIN:00871843

FOR AND ON BEHALF OF THE BOARD OF DIRECTORS  
OF PIDILITE INDUSTRIES LIMITED  
CIN L24100MH1969PLC014336

M B PAREKH  
Executive Chairman  
DIN:00180955

MANISHA SHETTY  
Company Secretary  
ACS-20072

Place: Khandala  
Date: 7<sup>th</sup> May 2024

Place: Mumbai  
Date: 7<sup>th</sup> May 2024

## CONSOLIDATED STATEMENT OF PROFIT AND LOSS

for the year ended 31<sup>st</sup> March 2024

(₹ in crores)

Particulars	Note No.	For the year ended 31 <sup>st</sup> March 2024	For the year ended 31 <sup>st</sup> March 2023
<b>INCOME</b>			
Revenue from Operations	32	12,382.99	11,799.10
Other Income	33	139.65	49.61
<b>Total Income</b>		<b>12,522.64</b>	<b>11,848.71</b>
<b>EXPENSES</b>			
Cost of Materials Consumed	34	5,102.56	5,958.67
Purchases of Stock-in-Trade		765.34	862.45
Changes in inventories of Finished Goods, Stock-in-Trade and Work-in-Progress	35	126.12	(61.72)
Employee Benefits Expense	36	1,465.07	1,245.63
Finance Costs	37	51.19	47.64
Depreciation, Amortisation and Impairment Expense	38	340.66	269.74
Other Expenses	39	2,216.63	1,809.70
<b>Total Expenses</b>		<b>10,067.57</b>	<b>10,132.12</b>
<b>Profit before Share of (loss) / profit of Associates and Joint Venture, Exceptional Items and Tax</b>		<b>2,455.07</b>	<b>1,716.60</b>
Share of (Loss) / Profit in Associates and Joint Venture (net of tax)	41	(4.05)	6.64
<b>Profit before Exceptional Items and Tax</b>		<b>2,451.02</b>	<b>1,723.24</b>
<b>Exceptional Items</b>	40	<b>71.67</b>	<b>-</b>
<b>Profit before Tax</b>		<b>2,379.35</b>	<b>1,723.24</b>
<b>Tax Expense</b>			
Current Tax	54	638.63	438.17
Deferred Tax (Net)	54	(6.70)	(3.80)
<b>Total Tax Expense</b>		<b>631.93</b>	<b>434.37</b>
<b>Profit for the year</b>		<b>1,747.42</b>	<b>1,288.87</b>
<b>Attributable to:</b>			
Shareholders of the Company		1,729.38	1,273.25
Non-Controlling Interest	42	18.04	15.62
<b>Other Comprehensive Income</b>			
<b>Items that will not be reclassified to profit or loss</b>			
Remeasurement of Defined Benefit Plans		(27.92)	1.93
Income tax on remeasurement of defined benefit plans		6.81	(0.50)
Fair value (loss) / gain on investment through OCI		(32.03)	17.11
Income tax on fair value gain on investment through OCI		7.42	(4.31)
<b>Items that will be reclassified to profit or loss</b>			
Exchange difference on translation of foreign operations		77.61	18.22
<b>Total Other Comprehensive Income for the year, net of tax</b>		<b>31.89</b>	<b>32.45</b>
<b>Attributable to:</b>			
Shareholders of the Company		32.49	29.47
Non-Controlling Interests	42	(0.60)	2.98
<b>Total Comprehensive Income for the year</b>		<b>1,779.31</b>	<b>1,321.32</b>
<b>Attributable to:</b>			
Shareholders of the Company		1,761.87	1,302.72
Non-Controlling Interests		17.44	18.60
<b>Earnings Per Equity Share (Face Value ₹ 1 each):</b>			
Basic (₹)	46	34.01	25.05
Diluted (₹)		33.98	25.03

See accompanying notes to the consolidated financial statements 1 to 61

As per our report of even date attached  
For B S R & Co. LLP  
Chartered Accountants  
Firm's Registration No - 101248W/W-100022

SUDHIR SONI  
Partner  
Membership Number: 041870

BHARAT PURI  
Managing Director  
DIN:02173566

SANDEEP BATRA  
Executive Director Finance & Chief Financial Officer  
DIN:00871843

FOR AND ON BEHALF OF THE BOARD OF DIRECTORS  
OF PIDILITE INDUSTRIES LIMITED  
CIN L24100MH1969PLC014336

M B PAREKH  
Executive Chairman  
DIN:00180955

MANISHA SHETTY  
Company Secretary  
ACS-20072

Place: Mumbai  
Date: 7<sup>th</sup> May 2024

Place: Khandala  
Date: 7<sup>th</sup> May 2024



## CONSOLIDATED STATEMENT OF CHANGES IN EQUITY

for the year ended 31<sup>st</sup> March 2024

(₹ in crores)

a. Equity Share Capital	As at	As at
	31 <sup>st</sup> March 2024	31 <sup>st</sup> March 2023
<b>Balance at the beginning of the year</b>	<b>50.83</b>	50.83
Changes in equity share capital due to prior period errors	-	-
<b>Restated balance at the beginning of the year</b>	<b>50.83</b>	50.83
<b>Changes in equity share capital during the year</b>		
• Issue of equity shares under Employee Stock Option Plan - 2016	<b>0.03</b>	0.00*
<b>Balance at the end of the year</b>	<b>50.86</b>	<b>50.83</b>

\*denotes amount less than ₹ 50,000

b. Other Equity	Reserves and Surplus										Items of Other Comprehensive Income		Total attributable to owners of the Company	Non-Controlling interest	Total Equity
	Capital Reserve	Securities Premium	Capital Redemption Reserve	Cash Subsidy Reserve	Legal Reserve	State Investment Reserve	Share Options Outstanding Account	General Reserve	Retained Earnings	Foreign Currency Translation Reserve	Fair value gain on investment through OCI				
<b>Balance as at 1<sup>st</sup> April 2022**</b>	<b>0.34</b>	<b>46.51</b>	<b>0.50</b>	<b>0.95</b>	<b>0.27</b>	<b>0.15</b>	<b>33.05</b>	<b>1,335.38</b>	<b>4,928.62</b>	<b>7.11</b>	-	<b>6,352.88</b>	<b>198.90</b>	<b>6,551.78</b>	
Profit for the year	-	-	-	-	-	-	-	-	1,273.25	-	-	1,273.25	15.62	<b>1,288.87</b>	
Transaction with non-controlling interest and changes in group interest	-	-	-	-	0.02	-	-	-	-	-	-	0.02	18.47	<b>18.49</b>	
Items of Other Comprehensive Income for the year, net of income tax															
- Exchange difference on translating financial statement of foreign operations	-	-	-	-	-	-	-	-	-	15.12	-	15.12	3.10	<b>18.22</b>	
- Remeasurement of Defined Benefit Plan	-	-	-	-	-	-	-	-	1.55	-	-	1.55	(0.12)	<b>1.43</b>	
- Fair value gain on investment through OCI	-	-	-	-	-	-	-	-	-	-	12.80	12.80	-	<b>12.80</b>	
Payment of dividends	-	-	-	-	-	-	-	-	(508.30)	-	-	(508.30)	(2.33)	<b>(510.63)</b>	
<b>Equity-Settled share-based payments</b>	-	3.54	-	-	-	-	10.59	-	-	-	-	14.13	-	<b>14.13</b>	
Transferred to Securities Premium on Options exercised during the year	-	3.54	-	-	-	-	(3.54)	-	-	-	-	-	-	-	
Amortised during the year	-	-	-	-	-	-	-	-	-	-	-	14.89	-	<b>14.89</b>	
Lapsed during the year	-	-	-	-	-	-	(0.76)	-	-	-	-	(0.76)	-	<b>(0.76)</b>	
<b>Balance as at 31<sup>st</sup> March 2023</b>	<b>0.34</b>	<b>50.05</b>	<b>0.50</b>	<b>0.95</b>	<b>0.29</b>	<b>0.15</b>	<b>43.64</b>	<b>1,335.38</b>	<b>5,695.12</b>	<b>22.23</b>	<b>12.80</b>	<b>7,161.45</b>	<b>233.64</b>	<b>7,395.09</b>	

## CONSOLIDATED STATEMENT OF CHANGES IN EQUITY

for the year ended 31<sup>st</sup> March 2023

(₹ in crores)

b. Other Equity	Reserves and Surplus										Items of Other Comprehensive Income		Equity attributable to owners of the Company	Non-Controlling interest	Total Equity
	Capital Reserve	Securities Premium	Capital Redemption Reserve	Cash Subsidy Reserve	Legal Reserve	State Investment Reserve	Share Options Outstanding Account	General Reserve	Retained Earnings	Foreign Currency Translation Reserve	Fair value gain on investment through OCI				
Profit for the year	-	-	-	-	-	-	-	-	-	1,729.38	-	-	1,729.38	18.04	<b>1,747.42</b>
Transaction with non-controlling interest and changes in group interest	-	-	-	-	-	-	-	-	-	(16.79)	-	-	(16.79)	(8.94)	<b>(25.73)</b>
Items of Other Comprehensive Income for the year, net of income tax															
- Exchange difference on translating financial statement of foreign operations	-	-	-	-	-	-	-	-	-	-	51.80	-	51.80	(0.24)	<b>51.56</b>
- on disposal of subsidiary during the year (Refer Note 52)	-	-	-	-	-	-	-	-	-	-	26.05	-	26.05	-	<b>26.05</b>
- Remeasurement of Defined Benefit Plan	-	-	-	-	-	-	-	-	-	(20.75)	-	-	(20.75)	(0.36)	<b>(21.11)</b>
- Fair value gain on investment through OCI	-	-	-	-	-	-	-	-	-	-	(24.61)	(24.61)	-	<b>(24.61)</b>	
Payment of dividends	-	-	-	-	-	-	-	-	-	(559.30)	-	-	(559.30)	(32.29)	<b>(591.59)</b>
<b>Equity-Settled share-based payments</b>	-	42.86	-	-	-	-	(33.79)	-	-	-	-	-	9.07	-	<b>9.07</b>
Transferred to Securities Premium on Options exercised during the year	-	42.86	-	-	-	-	(42.86)	-	-	-	-	-	-	-	-
Amortised during the year	-	-	-	-	-	-	-	-	9.10	-	-	-	9.10	-	<b>9.10</b>
Lapsed during the year	-	-	-	-	-	-	-	-	(0.03)	-	-	-	(0.03)	-	<b>(0.03)</b>
<b>Balance as at 31<sup>st</sup> March 2024</b>	<b>0.34</b>	<b>92.91</b>	<b>0.50</b>	<b>0.95</b>	<b>0.29</b>	<b>0.15</b>	<b>9.85</b>	<b>1,335.38</b>	<b>6,827.66</b>	<b>100.08</b>	<b>(11.81)</b>	<b>8,356.30</b>	<b>209.85</b>	<b>8,566.15</b>	

\*\*There are no changes in other equity due to prior period error

Refer note 23 for nature and purpose of reserves

See accompanying notes to the consolidated financial statements

As per our report of even date attached  
**For B S R & Co. LLP**  
 Chartered Accountants  
 Firm's Registration No - 101248W/W-100022

**SUDHIR SONI**  
 Partner  
 Membership Number: 041870

**BHARAT PURI**  
 Managing Director  
 DIN:02173566

**SANDEEP BATRA**  
 Executive Director Finance & Chief Financial Officer  
 DIN:00871843

**FOR AND ON BEHALF OF THE BOARD OF DIRECTORS OF PIDILITE INDUSTRIES LIMITED**  
 CIN L24100MH1969PLC014336

**M B PAREKH**  
 Executive Chairman  
 DIN:00180955

**MANISHA SHETTY**  
 Company Secretary  
 ACS-20072

Place: Mumbai  
 Date: 7<sup>th</sup> May 2024

Place: Khandala  
 Date: 7<sup>th</sup> May 2024

## CONSOLIDATED STATEMENT OF CASH FLOWS

for the year ended 31<sup>st</sup> March 2024

(₹ in crores)

	For the year ended 31 <sup>st</sup> March 2024	For the year ended 31 <sup>st</sup> March 2023
<b>A Cash Flows from Operating Activities</b>		
Profit before tax for the year	2,379.35	1,723.24
<b>Adjustments for:</b>		
Share of loss / (profit) from Associates and Joint Venture (net of tax)	4.05	(6.64)
Finance costs	51.19	47.64
Interest income	(12.10)	(7.63)
Dividend income	(0.33)	(1.21)
Dividend from Associate	-	7.45
Profit / (Loss) on disposal of Property, Plant and Equipment (net)	5.23	(0.55)
Net gain arising on financial assets designated at FVTPL	(91.20)	(18.89)
Allowance for Doubtful Debts and Advances (net)	2.95	6.91
Depreciation, Amortisation and Impairment Expense	340.66	269.74
Unrealised Foreign Exchange Loss / (Gain) (net)	(58.06)	10.92
Provision for Employee Benefits	47.24	13.80
Provision / (Write back) of Warranties and Others	0.11	(11.16)
Exceptional Items	71.67	-
Other Provisions	48.02	-
Equity-Settled Share-Based Payments	9.07	14.13
<b>Operating Cash Flows before Working Capital changes</b>	<b>2,797.85</b>	<b>2,047.75</b>
<b>Movements in Working Capital:</b>		
<b>(Increase) / Decrease in Assets</b>		
Trade Receivables	(143.89)	(83.75)
Inventories	388.75	(143.15)
Non-Current Loans	(1.43)	(1.15)
Current Loans	(8.00)	(10.10)
Other Non-Current Financial Assets	(10.74)	(12.93)
Other Current Financial Assets	6.48	(0.07)
Other Non-Current Non Financial Assets	(0.90)	(21.71)
Other Current Non Financial Assets	(33.07)	17.95
<b>Increase / (Decrease) in Liabilities</b>		
Trade Payables	103.01	31.57
Other Current Financial Liabilities	260.68	156.01
Other Non-Current Financial Liabilities	0.00*	(5.49)
Other Current Non Financial Liabilities	13.37	(5.73)
<b>Cash generated from Operations</b>	<b>3,372.12</b>	<b>1,969.20</b>
Income taxes paid (net of refunds & interest on refund)	(648.09)	(411.63)
<b>Net cash flows generated from Operating Activities [A]</b>	<b>2,724.03</b>	<b>1,557.57</b>
<b>B Cash Flows from Investing Activities</b>		
Payment for acquisition of property, plant and equipment, other intangible assets & capital work-in-progress	(558.71)	(505.35)
Proceeds from sale of Property, Plant and Equipment & Other Intangible Assets	5.76	7.63
Payments for acquisition in Associates and Joint ventures	19.88	-
Proceeds from disposal of subsidiary	47.20	-
Payments for acquisition of Investments	(2,708.26)	(1,851.16)
Proceeds from sale of Investments	1,421.34	1,447.81
Redemption/Maturity of Bank Deposits	(1.76)	(4.14)
Decrease in Other Bank Balances	0.36	0.05
Interest received	12.07	5.00
Loans given to Associate	(7.50)	-
Dividend received	0.33	1.21
<b>Net cash flows (used in) Investing Activities [B]</b>	<b>(1,769.29)</b>	<b>(898.95)</b>

## CONSOLIDATED STATEMENT OF CASH FLOWS

for the year ended 31<sup>st</sup> March 2024

(₹ in crores)

	For the year ended 31 <sup>st</sup> March 2024	For the year ended 31 <sup>st</sup> March 2023
<b>C Cash Flows from Financing Activities</b>		
Proceeds from issue of Equity shares (ESOPs)	0.03	0.00*
Principal payment of Lease Liabilities	(81.89)	(36.07)
Interest payment of Lease Liabilities	(17.54)	(13.10)
Net repayment of Current Borrowings	(12.95)	(77.56)
Net repayment of Non-Current Borrowings	-	(2.97)
Payment to / from Share Capital issued to Minority (net)	(50.91)	16.14
Dividend paid on Equity Shares	(559.74)	(508.33)
Interest paid other than lease liabilities	(19.45)	(34.54)
<b>Net cash flows (used in) Financing Activities [C]</b>		<b>(742.45)</b>
<b>Net Increase in Cash and Cash Equivalents [A+B+C]</b>		<b>212.29</b>
Cash and Cash Equivalents at the beginning of the year (refer Note 15)	258.11	256.47
Cash transferred on disposal of Subsidiary (refer Note 52)	(11.99)	-
Unrealised (gain) / loss on foreign currency cash and cash equivalents	0.50	(0.05)
<b>Cash and Cash Equivalents at the beginning of the year</b>		<b>246.62</b>
Cash and Cash Equivalents at the end of the year (refer Note 15)	458.89	258.11
Unrealised loss on foreign currency cash and cash equivalents	0.02	0.50
<b>Cash and Cash Equivalents at the end of the year</b>		<b>458.91</b>
<b>Net Increase in Cash and Cash Equivalents</b>		<b>212.29</b>

\*denotes amount less than ₹ 50,000

### Notes:

- The above Statement of Cash Flow has been prepared under the 'Indirect Method' as set out in the Indian Accounting Standard (Ind AS 7) - Statement of Cash Flows.
- Refer Note 55 for Non Cash Changes in Cash Flows from Financing Activities

As per our report of even date attached  
**For B S R & Co. LLP**  
Chartered Accountants  
Firm's Registration No - 101248W/W-100022

**SUDHIR SONI**  
Partner  
Membership Number: 041870

**BHARAT PURI**  
Managing Director  
DIN:02173566  
  
**SANDEEP BATRA**  
Executive Director Finance & Chief Financial Officer  
DIN:00871843

**FOR AND ON BEHALF OF THE BOARD OF DIRECTORS  
OF PIDILITE INDUSTRIES LIMITED**  
CIN L24100MH1969PLC014336

**M B PAREKH**  
Executive Chairman  
DIN:00180955

**MANISHA SHETTY**  
Company Secretary  
ACS-20072

Place: Mumbai  
Date: 7<sup>th</sup> May 2024

Place: Khandala  
Date: 7<sup>th</sup> May 2024

**1 Corporate information**

Pidilite Industries Limited (the Company / Parent), together with its subsidiaries are pioneers in consumer and industrial speciality chemicals in India. The equity shares of the Company are listed on BSE Ltd (BSE) and National Stock Exchange of India Ltd (NSE).

The address of its registered office is Regent Chambers, 7<sup>th</sup> Floor, Jamnalal Bajaj Marg, 208, Nariman Point, Mumbai 400 021. The address of principal place of business is Ramkrishna Mandir Road, Off Mathuradas VasANJI Road, Andheri (E), Mumbai 400 059.

**2.1A Basis of accounting and preparation of financial statements**

The consolidated financial statements of the Group have been prepared in accordance with the Indian Accounting Standards ("Ind AS") prescribed under Section 133 of the Companies Act, 2013('Act') read with Companies (Indian Accounting Standards) Rules, 2015 as amended.

The financial statements have been prepared under the historical cost convention except for the following items –

- a. Derivative Financial Instruments – at Fair value
- b. Investments in Mutual Funds/ Bonds/ Alternate Investment Funds/ Preference share/Debentures - at Fair value
- c. Investment in Equity instrument other than Associates- at Fair value
- d. Net Liability for Defined Benefit Plan - at Fair Value

The financial statements are presented in Indian Rupees (₹) and all values are rounded to the nearest crores, except otherwise indicated.

**2.1B Current / Non-Current Classification**

Any asset or liability is classified as current if it satisfies any of the following conditions:

- i. the asset/liability is expected to be realised/ settled in the Group's normal operating cycle;
- ii. the asset is intended for sale or consumption;
- iii. the asset/liability is held primarily for the purpose of trading;
- iv. the asset/liability is expected to be realised/settled within twelve months after the reporting period;
- v. the asset is cash or cash equivalent unless it is restricted from being exchanged or used to settle a liability for at least twelve months after the reporting date;
- vi. in the case of a liability, the Group does not have an unconditional right to defer settlement of the liability for at least twelve months after the reporting date.

All other assets and liabilities are classified as non-current.

For the purpose of current/non-current classification of assets and liabilities, the Group has ascertained its normal operating cycle as twelve months. This is based on the nature of services and the time between the acquisition of assets or inventories for processing and their realisation in cash and cash equivalents

**2.2 Basis of consolidation**

The consolidated financial statements comprise the financial statements of Pidilite Industries Limited and its subsidiaries (together referred to as "Group") and Group's share of profit / loss in its Associates and Joint Venture as at 31<sup>st</sup> March 2024. Control exists when the Group has:

- power over the investee;
- exposure or rights, to variable returns from its involvement with the investee; and
- ability to use its power over the investee to affect its returns.

The Group reassesses whether or not it controls an investee if facts and circumstances indicate that there are changes to one or more of the three elements of control listed above.

Generally, there is a presumption that a majority of voting rights result in control. When the Group has less than a majority of the voting rights of an investee, it has power over the investee when the voting rights are sufficient to give it the practical ability to direct the relevant activities of the investee unilaterally. The Group considers all relevant facts and circumstances in assessing whether or not the Group's voting rights in an investee are sufficient to

give it power, including:

- the size of the Group's holding of voting rights relative to the size and dispersion of holdings of the other vote holders;
- potential voting rights held by the Group, other vote holders or other parties;
- rights arising from other contractual arrangements; and
- any additional facts and circumstances that indicate that the Group has, or does not have, the current ability to direct the relevant activities at the time that decisions need to be made, including voting patterns at previous shareholders meetings.

Consolidation of a subsidiary begins when the Group obtains control over the subsidiary and ceases when the Group loses control of the subsidiary. Specifically, income and expenses of a subsidiary acquired or disposed off during the year are included in the Consolidated Statement of Profit and Loss from the date the Group gains control until the date when the Group ceases to control the subsidiary.

If the Group loses control over a subsidiary, it derecognises the related assets (including goodwill), liabilities, non-controlling interest and other components of equity. Any investment retained is measured at fair value. Any resultant gain or loss is recognised in the Consolidated Statement of Profit and Loss.

A change in the ownership interest of a subsidiary, without a loss of control, is accounted for as an equity transaction.

The consolidated financial statements are prepared using uniform accounting policies for like transactions and other events in similar circumstances. When necessary, adjustments are made to the financial statements of subsidiaries to bring their accounting policies in line with the Group's accounting policies.

The financial statements of all entities used for the purpose of consolidation are drawn up to same reporting date as that of the Parent, i.e., year ended on 31<sup>st</sup> March 2024.

The consolidated financial statements have been prepared on the following basis:

- a) The financial statements of the Parent and its subsidiaries have been consolidated on a line-by-line basis by adding together like items of assets, liabilities, income and expenses after eliminating intra-group balances, intra-group transactions and resulting unrealised profits or losses in accordance with Ind AS 110 "Consolidated Financial Statements". Further, the carrying amount of the Parent's investments in each subsidiary and the Parent's portion of equity of each subsidiary are eliminated on consolidation.
- b) The consolidated financial statements include the share of profit / loss of an Associate Companies and Joint Venture which have been accounted for using equity method as per Ind AS 28 "Investment in Associates and Joint Ventures". The investment is initially recognised at cost, and the carrying amount is increased or decreased to recognise the investor's share of the profit or loss (the loss being restricted to the cost of investment) of the investee after the acquisition date.
- c) Profit or loss and each component of Other Comprehensive Income (the 'OCI') are attributed to the equity holders of the Group and to the non-controlling interests, even if this results in the non-controlling interests having a deficit balance.
- d) The excess of cost to the Group of its investments in the subsidiary companies over its share of equity of the subsidiary companies, at the dates on which the investments in the subsidiary companies were made, is recognised as 'Goodwill' being an asset in the consolidated financial statements and is tested for impairment on annual basis. On the other hand, where the share of equity in the subsidiaries as on the date of investment is in excess of cost of investments of the Group, it is recognised as 'Capital Reserve' and shown under the head 'Reserves & Surplus', in the consolidated financial statements.
- e) Minority Interest in the net assets of the consolidated subsidiaries consist of the amount of equity attributable to the minority shareholders at the date on which investments in the subsidiary companies were made and further movements in their share in the equity, subsequent to the dates of investments. Net profit / loss for the year and each component of Other Comprehensive Income of the subsidiaries attributable to minority interest is identified and adjusted against the profit after tax of the Group in order to arrive at the income attributable to shareholders of the Group.
- f) The difference between the cost of investments in the associate and the share of net assets at the time of acquisition of shares in the associate is identified in the consolidated financial statements as Goodwill or Capital Reserve as the case may be.
- g) Goodwill is not amortised but tested for impairment.

**Material Accounting Policies****2.3 Business Combination**

Acquisitions of businesses are accounted for using the acquisition method. The consideration transferred in a business combination is measured at fair value, which is calculated as the sum of the acquisition-date fair values of the assets transferred by the Group, liabilities incurred by the Group to the former owners of the acquiree and the equity interest issued by the Group in exchange of control of acquiree. Acquisition-related costs are recognised in Consolidated Statement of Profit and Loss as incurred.



Where the consideration transferred by the Group in a business combination includes assets or liabilities resulting from a contingent consideration arrangement, the contingent consideration is measured at its acquisition-date fair value and included as a part of the consideration transferred in a business combination. Changes in the fair value of the contingent consideration that qualify as measurement period adjustments are adjusted retrospectively, with corresponding changes against goodwill or capital reserve, as the case maybe. Measurement period adjustments are adjustments that arise from additional information obtained during the 'measurement period' (which cannot exceed one year from the acquisition date) about facts and circumstances that existed at the acquisition date. Contingent consideration that is classified as an asset or a liability is subsequently (after the measurement period) remeasured at subsequent reporting dates with the corresponding gain or loss being recognized in Consolidated Statement of Profit and Loss.

In case of business combinations involving entities under common control, the above policy does not apply. Business combinations involving entities under common control are accounted for using the pooling of interests method. The net assets of the transferor entity or business are accounted at their carrying amounts on the date of the acquisition subject to necessary adjustments required to harmonise accounting policies. Retained earnings appearing in the financial statements of the transferor is aggregated with the corresponding balance appearing in the financial statements of the transferee. Identity of the reserves appearing in the financial statements of the transferor is preserved and appears in the financial statements of the transferee in the same form. Any excess or shortfall of the consideration paid over the share capital of transferor entity or business is recognised as capital reserve under equity.

## 2.4 Goodwill

Goodwill is measured as the excess of the consideration transferred over the net of acquisition-date amounts of the identifiable assets acquired and the liabilities assumed.

Goodwill arising on an acquisition of a business is carried at cost as established at the date of acquisition of the business less accumulated impairment losses, if any.

For the purposes of impairment testing, goodwill is allocated to each of the Group's cash-generating units (or groups of cash-generating units) that is expected to benefit from the synergies of the combination.

A cash-generating unit to which goodwill has been allocated is tested for impairment annually, or more frequently when there is an indication that the unit may be impaired. If the recoverable amount of the cash-generating unit is less than its carrying amount, the impairment loss is allocated first to reduce the carrying amount of any goodwill allocated to the unit and then to the other assets of the unit pro-rata based on the carrying amount of each assets in the unit. Any impairment loss for goodwill is recognised directly in Consolidated Statement of Profit and Loss. An impairment loss recognised for goodwill is not reversed in subsequent periods.

The Group's policy for goodwill arising on business combination or acquisition of an associate and a Joint Venture is described at Note 2.5.

## 2.5 Equity accounted Investees

An Associate is an entity over which the Group has significant influence. Significant influence is the power to participate in the financial and operating policy decisions of the investee but is not control or joint control over those policies.

A Joint Venture is a joint arrangement whereby the parties that have joint control of the arrangement have rights to the net assets of the joint arrangement. Joint control is the contractually agreed sharing of control of an arrangement, which exists only when decisions about the relevant activities require unanimous consent of the parties sharing control.

An investment in an Associate or a Joint Venture is accounted for using the equity method from the date on which the investee becomes an Associate or a Joint Venture.

Under the equity method, an investment in an Associate or a Joint Venture is initially recognised in the Consolidated Balance Sheet at cost and adjusted thereafter to recognise the Group's share of the profit or loss and Other Comprehensive Income of the associate or Joint Venture. Distributions received from an associate or a Joint Venture reduce the carrying amount of the investment. When the Group's share of losses of an associate or a Joint Venture exceeds the Group's interest in that associate or Joint Venture (which includes any long-term interests that, in substance, form part of the Group's net investment in the associate or Joint Venture); the Group discontinues recognising its share of further losses. Additional losses are recognised only to the extent that the Group has incurred legal or constructive obligations or made payments on behalf of the associate or Joint Venture.

On acquisition of the investment in an Associate or a Joint Venture, any excess of the cost of the investment over the Group's share of the net fair value of the identifiable assets and liabilities of the investee is recognised as goodwill, which is included within the carrying amount of the investment. Any excess of the Group's share of the net fair value of the identifiable assets and liabilities over the cost of the investment, after reassessment, is recognised directly in equity as capital reserve.

After application of the equity method of accounting, the Group determines whether there is any objective evidence of the impairment as a result of one or more events that occurred after the initial recognition of the net investment in an associate or Joint Venture and that event (or events) has an impact on the estimated future cash flows from the net investment that can be reliably estimated. If there exists such an objective evidence of impairment, then it is necessary to recognise impairment loss with respect to the Group's investment in an Associate or Joint Venture.

When necessary, the entire carrying amount of the investment (including goodwill) is tested for impairment in accordance with Ind AS 36 Impairment of Assets as a single asset by comparing its recoverable amount (higher of value in use and fair value less costs of disposal) with its carrying amount. Any impairment loss recognised forms part of the carrying amount of the investment. Any reversal of that impairment loss is recognised in accordance with Ind AS 36 to the extent that the recoverable amount of the investment subsequently increases.

When a group entity transacts with an associate or a Joint Venture of the Group, profits and losses resulting from the transactions with the associate or Joint Venture are recognised in the Group's consolidated financial statements only to the extent of interests in the associate or Joint Venture that are not related to the Group.

## 2.6 Revenue Recognition

The Group recognises revenue from sale of goods and services, based on the terms of contract and as per the business practise; the Group determines transaction price considering the amount it expects to be entitled in exchange of transferring promised goods or services to the customer. Revenue is recognised when it is realized or is realizable and has been earned after the deduction of variable components such as discounts, rebates, incentives, promotional couponing and schemes. The Group estimates the amount of variable components based on historical, current and forecast information available and either expected value method or most likely method, as appropriate and records a corresponding liability in other current financial liability; the actual amounts may be different from such estimates. These differences, which have historically not been significant, are recognized as a change in management estimate in a subsequent period.

### 2.6.1.a Sale of goods

Revenue is recognised when control of the products being sold has been transferred to a customer and when there are no longer any unfulfilled obligations to the customer. This is generally on delivery to the customer but depending on individual customer terms, this can be at the time of dispatch, delivery or upon formal customer acceptance. This is considered the appropriate point where the performance obligations in our contracts are satisfied and the Group no longer has control over the inventory.

Advance received from customer before transfer of control of goods to the customer is recognised as contract liability.

### 2.6.1.b Sale of Services

Revenue from sale of services includes fixed price contracts and time and material contracts and is recognized as sale, as and when the related services are performed and certified by the client. Services performed and not certified by the client, are recognized as sales and are recorded as uncertified revenue and unbilled revenue. Incomplete services are recorded at cost as work-in-progress.

The Group accounts for provision of warranty in accordance with Ind AS 37 "Provisions, Contingent Liabilities and Contingent Assets".

### 2.6.2 Dividend, Interest income and Royalty

Dividend income from investments is recognised when the Group's right to receive dividend is established.

Interest income from a financial asset is recognised on a time basis, by reference to the principal outstanding using the effective interest method provided it is probable that the economic benefits associated with the interest will flow to the Group and the amount of interest can be measured reliably. The effective interest rate is the rate that exactly discounts estimated future cash receipts through the expected life of the financial asset to the gross carrying amount of that financial asset.

Royalty income is recognised on an accrual basis in accordance with the substance of the relevant agreement or underlying arrangement in case of sales provided that it is probable that the economic benefits associated with the royalty shall flow to the Group and the amount of royalty can be measured reliably.

Claims / Insurance Claim etc. are accounted for when no significant uncertainties are attached to their eventual receipt.

The Group's policy for recognition of revenue (rental income) from leases is described in Note 2.7.1.

## 2.7 Leasing

The Group, at the inception of a contract, assesses whether the contract is a lease or not lease. A contract is, or contains, a lease if the contract conveys the right to control the use of an identified asset for a time in exchange for a consideration.

### 2.7.1 Group as Lessor

At the inception of a lease, the lease arrangement is classified as either a finance lease or an operating lease, based on contractual terms and substance of the lease arrangement. Whenever the terms of the lease transfer substantially all the risks and rewards of ownership to the lessee, the contract is classified as a finance lease. All other leases are classified as operating leases.

Rental income from leases is recognised on a straight-line basis over the term of the relevant lease as part of other income.

**2.7.2 Group as Lessee**

The Group's lease asset classes primarily consist of leases for land and buildings. The Group assesses whether a contract contains a lease, at inception of a contract. A contract is, or contains, a lease if the contract conveys the right to control the use of an identified asset for a period of time in exchange for consideration. To assess whether a contract conveys the right to control the use of an identified asset, the Group assesses whether: (i) the contract involves the use of an identified asset, (ii) the Group has substantially all of the economic benefits from use of the asset through the period of the lease and (iii) the Group has the right to direct the use of the asset.

At the date of commencement of the lease, the Group recognizes a right-of-use asset ("ROU") and a corresponding lease liability for all lease arrangements in which it is a lessee, except for leases with a term of twelve months or less (short-term leases). For these short-term leases, the Group recognizes the lease payments as an operating expense on a straight-line basis over the term of the lease.

Certain lease arrangements includes the options to extend or terminate the lease before the end of the lease term. ROU assets and lease liabilities includes these options when it is reasonably certain that they will be exercised.

The right-of-use assets are initially recognized at cost, which comprises the initial amount of the lease liability adjusted for any lease payments made at or prior to the commencement date of the lease plus any initial direct costs less any lease incentives. They are subsequently measured at cost less accumulated depreciation and impairment losses.

Right-of-use assets are depreciated from the commencement date on a straight-line basis over the shorter of the lease term and useful life of the underlying asset. Right of use assets are evaluated for recoverability whenever events or changes in circumstances indicate that their carrying amounts may not be recoverable. For the purpose of impairment testing, the recoverable amount (i.e. the higher of the fair value less cost to sell and the value-in-use) is determined on an individual asset basis unless the asset does not generate cashflows that are largely independent of those from other assets. In such cases, the recoverable amount is determined for the Cash Generating Unit (CGU) to which the asset belongs.

The lease liability is initially measured at amortized cost at the present value of the future lease payments. The lease payments are discounted using the interest rate implicit in the lease or, if not readily determinable, using the incremental borrowing rates in the country of domicile of these leases. Lease liabilities are remeasured with a corresponding adjustment to the related right of use asset if the Group changes its assessment if whether it will exercise an extension or a termination option.

Lease liability and ROU asset have been separately presented in the Balance Sheet and lease payments have been classified as financing activity in the Consolidated Statement of Cash Flows.

**2.8 Foreign Currencies**

The functional currency of the Parent and its Indian Subsidiaries is the Indian Rupee, whereas the functional currency of Foreign Subsidiaries is the currency of their countries of domicile. In preparing the financial statements of each individual Group entity, transactions in currencies other than the entity's functional currency (foreign currencies) are recognised at the rates of exchange prevailing at the dates of the transactions. At the end of each reporting period, monetary items (including financial assets and liabilities) denominated in foreign currencies are translated at the rates prevailing at that date. Non-monetary items carried at fair value that are denominated in foreign currencies are retranslated at the rates prevailing at the date when the fair value was determined. Non-monetary items that are measured in terms of historical cost in a foreign currency are not translated. Gains or losses arising from these translations are recognised in the Consolidated Statement of Profit and Loss. For the purposes of presenting these consolidated financial statements, the assets and liabilities of the Group's foreign operations are translated into Indian Rupees using exchange rates prevailing at the end of each reporting period. Income and expense items are translated at the average exchange rates for the period.

**2.9 Share-based payment transactions of the Group**

Equity-settled share-based payments to employees providing similar services are measured at the fair value of the equity instruments at the grant date.

The fair value determined at the grant date of the equity-settled share-based payments is expensed on a straight-line basis over the vesting period, based on the Group's estimate of equity instruments that will eventually vest, with a corresponding increase in equity.

**2.10 Taxation**

Income tax expense represents the sum of the tax currently payable and deferred tax.

**2.10.1 Current Tax**

The tax currently payable is based on taxable profit for the year and any adjustment of the tax payable or receivable in respect of previous years. Taxable profit differs from 'profit before tax' as reported in the Consolidated Statement of Profit and Loss because of items of income or expense that are taxable or deductible in other years and items that are never taxable or deductible. The Group's current tax is calculated using applicable tax rates that have been enacted or substantively enacted by the end of the reporting period and the provisions of the Income Tax Act, 1961 and other tax laws, as applicable.

The Group offsets current tax assets and current tax liabilities, where it has a legally enforceable right to set off the recognised amounts and where it intends either to settle on a net basis, or to realise the asset and settle the liability simultaneously.

**2.10.2 Deferred Tax**

Deferred tax is recognised on unused tax losses, unused tax credit and temporary differences between the carrying amounts of assets and liabilities in the financial statements and the corresponding tax bases used in the computation of taxable profit. Deferred tax liabilities are generally recognised for all taxable temporary differences. Deferred tax assets are generally recognised for all deductible temporary differences to the extent there is convincing evidence that sufficient taxable profit will be available against which such deferred tax assets can be realised.

The carrying amount of deferred tax assets is reviewed at the end of each reporting period and reduced to the extent that it is no longer probable that sufficient taxable profits will be available to allow all or part of the asset to be recovered.

Deferred tax liabilities and assets are measured at the tax rates that are expected to apply in the period in which the liability is settled or the asset realised, based on tax rates (and tax laws) that have been enacted or substantively enacted by the end of the reporting period.

The measurement of deferred tax liabilities and assets reflects the tax consequences that would follow from the manner in which the Group expects, at the end of the reporting period, to recover or settle the carrying amount of its assets and liabilities.

In case of deferred tax assets and deferred tax liabilities, the same are offset if the Group has a legally enforceable right to set off corresponding current tax assets against current tax liabilities and the deferred tax assets and deferred tax liabilities relate to income taxes levied by the same tax authority on the Group.

**2.10.3 Current and Deferred Tax for the year**

Current and deferred tax are recognised in the Consolidated Statement of Profit and Loss, except when they relate to items that are recognised in Other Comprehensive Income or directly in equity, in which case, the current and deferred tax are also recognised in Other Comprehensive Income or directly in equity respectively.

Management periodically evaluates positions taken in the tax returns with respect to situations in which applicable tax regulations are subject to interpretation and establishes provisions where appropriate. The provision is estimated based on one of two methods, the expected value method (the sum of the probability weighted amounts in a range of possible outcomes) or the single most likely amount method, depending on which is expected to better predict the resolution of the uncertainty.

**2.11 Property, Plant and Equipment****2.11.1 Property, Plant and Equipment acquired separately**

An item of property, plant and equipment that qualifies as an asset is measured on initial recognition at cost. Following initial recognition, items of property, plant and equipment are carried at its cost less accumulated depreciation and accumulated impairment losses.

The cost of an item of property, plant and equipment comprises of its purchase price including import duties and other non refundable purchase taxes or levies, directly attributable cost of bringing the asset to its working condition for its intended use and the initial estimate of decommissioning, restoration and similar liabilities, if any. Any trade discounts and rebates are deducted in arriving at the purchase price. Cost includes cost of replacing a part of a plant and equipment if the recognition criteria are met. Expenses directly attributable to new manufacturing facility during its construction period are capitalised if the recognition criteria are met. Expenditure related to plans, designs and drawings of buildings or plant and machinery is capitalised under relevant heads of property, plant and equipment if the recognition criteria are met.

Subsequent costs are included in the asset's carrying amount or recognised as a separate asset, as appropriate, only when it is probable that future economic benefits associated with the item will flow to the Group and the cost of the item can be measured reliably. The carrying amount of any component accounted for as a separate asset is derecognised when replaced.



Freehold Land is stated at cost and not depreciated. An item of Property, Plant and Equipment is derecognised upon disposal or when no future economic benefits are expected to arise from the continued use of the asset. Any gain or loss arising on the disposal or retirement of an item of Property, Plant and Equipment is determined as the difference between the sales proceeds and the carrying amount of the asset and is recognised in Consolidated Statement of Profit and Loss.

The Group had elected to consider the carrying value of all its property, plant and equipment appearing in the Financial Statements prepared in accordance with Accounting Standards notified under the Section 133 of the Companies Act, 2013, read together with Rule 7 of the Companies (Accounts) Rules, 2014 and used the same as deemed cost in the opening Ind AS Balance Sheet prepared on 1<sup>st</sup> April 2015.

#### 2.11.2 Capital Work-In-Progress

Properties in the course of construction for production, supply or administrative purposes are carried at cost, less any recognised impairment loss. Cost includes professional fees and, for qualifying assets, borrowing costs capitalised in accordance with the Group's accounting policy. Such properties are classified and capitalised to the appropriate categories of Property, Plant and Equipment when completed and ready for intended use. Depreciation of these assets, on the same basis as other property assets, commences when the assets are ready for their intended use.

#### 2.11.3 Depreciation

Depreciation is recognised so as to write off the cost of assets (other than Freehold Land and Capital Work-In-Progress) less their residual values over their useful lives, using the straight-line method as per the useful life prescribed in Schedule II to the Companies Act, 2013.

For certain items of Property, Plant and Equipment, the Group depreciates over estimated useful life which are different from the useful lives prescribed under Schedule II to the Companies Act, 2013 which is based upon technical assessment made by technical expert and management estimate. The management believes that these estimated useful lives are realistic and reflect fair approximation of the period over which the assets are likely to be used. The estimated useful lives, residual values and depreciation method are reviewed at the end of each reporting period, with the effect of any changes in estimate accounted for on a prospective basis.

Depreciation on addition/disposal is provided on a pro-rata basis.

Type of Asset	Useful Life
Buildings	20-60 years
Plant and Machinery	1-30 years
Vehicles	1-10 years
Furniture and Fixtures	3-15 years
Office Equipment	1-20 years

### 2.12 Intangible Assets

#### 2.12.1 Intangible assets acquired separately

Intangible assets with finite useful lives that are acquired separately are carried at cost less accumulated amortisation and accumulated impairment losses. Amortisation is recognised on a straight-line basis over their estimated useful lives. The estimated useful life and amortisation method are reviewed at the end of each reporting period, with the effect of any changes in estimate being accounted for on a prospective basis. Intangible assets with indefinite useful lives are carried at cost less accumulated impairment losses.

The Group had elected to consider the carrying value of all its intangible assets appearing in the Financial Statements prepared in accordance with Accounting Standards notified under the Section 133 of the Companies Act, 2013, read together with Rule 7 of the Companies (Accounts) Rules, 2014 and used the same as deemed cost in the opening Ind AS Balance Sheet prepared on 1<sup>st</sup> April 2015.

#### 2.12.2 Intangible assets acquired in a business combination

Intangible assets other than goodwill acquired in a business combination are initially recognised at their fair value at the acquisition date (which is regarded as their cost). Subsequent to initial recognition, such intangible assets acquired in a business combination are reported at cost less accumulated amortisation and accumulated impairment losses, on the same basis as intangible assets that are acquired separately.

The Group had elected to consider the carrying value of all its intangible assets appearing in the Financial Statements prepared in accordance with Accounting Standards notified under the Section 133 of the Companies Act, 2013, read together with Rule 7 of the Companies (Accounts) Rules, 2014 and used the same as deemed cost in the opening Ind AS Balance Sheet prepared on 1<sup>st</sup> April 2015.

#### 2.12.3 Internally generated Intangible Assets – Research and Development Expenditure

Expenditure on research activities is recognised in Consolidated Statement of Profit and Loss in the period in which it is incurred.

An internally generated intangible asset arising from development is recognised if and only if it meets the recognition criteria of intangible assets. The amount initially recognised is the sum total of expenditure incurred from the date when the intangible asset first meets the recognition criteria. Where no intangible asset can be recognised, development expenditure is recognised in Consolidated Statement of Profit and Loss in the period in which it is incurred.

Subsequent to initial recognition, internally generated intangible assets are reported at cost less accumulated amortization and accumulated impairment losses, on the same basis as intangible assets acquired separately.

#### 2.12.4 Useful lives of Intangible Assets

Estimated useful lives of the Intangible Assets are as follows:

Type of Asset	Useful Life
Computer Software	3-10 years
Technical Knowhow	10-15 years
Non-Compete Fees	7-15 years
Distribution Network	15 years
Copyrights	Indefinite Life
Trademark	Indefinite Life/ 10 years

### 2.13 Impairment of Tangible and Intangible Assets other than Goodwill

At the end of each reporting period, the Group reviews the carrying amounts of its tangible and intangible assets to determine whether there is any indication that those assets have suffered an impairment loss. If any such indication exists, the recoverable amount of the asset is estimated in order to determine the extent of the impairment loss (if any). When it is not possible to estimate the recoverable amount of an individual asset, the Group estimates the recoverable amount of the cash-generating unit to which the asset belongs. When a reasonable and consistent basis of allocation can be identified, corporate assets are also allocated to individual cash-generating units, or otherwise they are allocated to the smallest group of cash-generating units for which a reasonable and consistent allocation basis can be identified.

Intangible assets with indefinite useful lives and intangible assets not yet available for use are tested for impairment at least annually, and whenever there is an indication that the asset may be impaired. Intangible assets with indefinite useful lives are tested for impairment annually at the cash-generating unit level. The assessment of indefinite useful life is reviewed annually to determine whether the indefinite life continues to be supportable. If not, the change in useful life from indefinite to finite is made on a prospective basis.

Recoverable amount is the higher of fair value less costs of disposal and value in use.

If the recoverable amount of the asset (or cash-generating unit) is estimated to be less than its carrying amount, the carrying amount of the asset (or cash-generating unit) is reduced to its recoverable amount. An impairment loss is recognised in Consolidated Statement of Profit and Loss.

### 2.14 Inventories

Inventories are valued at lower of cost and net realisable value.

Cost of inventories is determined on weighted average. Cost for this purpose includes cost of direct materials, direct labour, excise duty and appropriate share of overheads. However, materials and other items held for use in production of inventories are not written down below cost if the finished goods in which they will be incorporated are expected to be sold at or above cost. The comparison of cost and net realisable value is made on an item-by-item basis. Net realisable value represents the estimated selling price in the ordinary course of business less all estimated costs of completion and estimated costs necessary to make the sale.

Obsolete, defective, unserviceable and slow / non-moving stocks are duly provided for and valued at net realisable value.



**2.15 Provisions and Contingencies**

A provision is recognised when as a result of past event, the Group has a present legal or constructive obligation that can be reliably estimated, and, it is probable that an outflow of economic benefit will be required to settle the obligation.

Provisions (excluding retirement benefits) are determined based on the best estimate required to settle the obligation at the balance sheet date, taking into account the risks and uncertainties surrounding the obligation. These are reviewed at each Balance Sheet date and adjusted to reflect the current best estimates.

A disclosure for a contingent liability is made when there is a possible obligation or a present obligation that may, but probably will not require an outflow of resources embodying economic benefits or the amount of such obligation cannot be measured reliably. When there is a possible obligation or a present obligation in respect of which likelihood of outflow of resources embodying economic benefits is remote, no provision or disclosure is made.

**2.16 Financial Instruments****2.16.1 Initial Recognition and Measurement**

Financial assets and financial liabilities are recognised when a Group entity becomes a party to the contractual provisions of the instruments.

All financial assets and financial liabilities are initially measured at fair value, except for trade receivables without a significant financing component which are initially measured at transaction price. Transaction costs that are directly attributable to the acquisition or issue of financial assets and financial liabilities (other than financial assets and financial liabilities at Fair Value Through Profit and Loss) are added to or deducted from the value of the financial assets or financial liabilities, as appropriate, on initial recognition. Transaction costs directly attributable to the acquisition of financial assets or financial liabilities at Fair Value Through Profit and Loss (FVTPL) are recognised in Consolidated Statement of Profit and Loss.

The Group has elected to recognise changes in the fair value of certain investment in equity securities in other comprehensive income. These changes are accumulated within the FVOCI equity investments within equity. The group transfers amount therefrom to Retained earnings when the relevant equity securities are de-recognised

**2.16.2 Subsequent measurement of Financial Assets**

All recognised financial assets are subsequently measured in their entirety at either amortised cost or fair value, depending on the classification of the financial assets. Debt instruments that meet conditions based on purpose of holding assets and contractual terms of instrument are subsequently measured at amortised cost using effective interest method. All other financial assets are measured at fair value. Income is recognised on an effective interest basis for debt instruments other than those financial assets classified as at Fair Value Through Profit and Loss. Interest income is recognised in Consolidated Statement of Profit and Loss and is included in the "Other income" line item.

**2.16.3 Impairment of Financial Assets**

The Group recognises loss allowance using expected credit loss model financial assets which are not measured at Fair Value Through Profit and Loss. Expected credit losses are weighted average of credit losses with the respective risks of default occurring as the weights. Credit loss is the difference between all contractual cash flows that are due to the Group in accordance with the contract and all the cash flows that the Group expects to receive, discounted at original effective rate of interest.

For Trade receivables, the Group measures loss allowance at an amount equal to lifetime expected credit losses. The Group computes expected credit loss allowance based on a provision matrix which takes into account historical credit loss experience and adjusted for forward-looking information.

**2.16.4 Financial Liabilities and Equity Instruments****2.16.4.1 Classification of debt or equity**

Debt or equity instruments issued by the Group are classified as either financial liabilities or as equity in accordance with the substance of the contractual arrangements and the definitions of financial liability and equity instrument.

**2.16.4.2 Equity Instruments**

An equity instrument is any contract that evidences a residual interest in the assets of an entity after deducting all of its liabilities. Equity instruments issued by the Group are recognised at the proceeds, net of direct issue costs.

**2.16.4.3 Financial Liabilities**

All financial liabilities (other than derivative financial instruments) are measured at amortised cost using effective interest method.

**2.16.5 Derecognition of Financial Assets and Liabilities**

The Group derecognises a financial asset when the contractual rights to the cash flows from the financial asset expire, or when the Group transfers the contractual rights to receive the cash flows of the financial asset in which substantially all the risks and rewards of ownership of the financial asset are transferred, or in which the Group neither transfers nor retains substantially all the risks and rewards of ownership of the financial asset and does not retain control of the financial asset.

The Group derecognises a financial liability (or a part of financial liability) when the contractual obligation is discharged, cancelled or expired. The difference between the carrying amount of the financial liability derecognised and the consideration paid is recognised in the Statement of Profit and Loss.

Financial assets and financial liabilities are offset and the net amount is reported in the Balance Sheet if there is a currently enforceable legal right to offset the recognised amounts and there is an intention to settle on a net basis or to realise the asset and settle the liability simultaneously.

**2.16.6 Derivative Financial Instruments**

The Group holds derivative financial instruments such as foreign exchange forward contracts to hedge its exposure to foreign currency exchange rate risks.

Derivatives are initially recognised at fair value at the date the contracts are entered into. Subsequent to initial recognition, these contracts are measured at their fair value and changes are recognised in Consolidated Statement of Profit and Loss.

**2.17 Cash Flow Statement**

Cash flows are reported using the indirect method, whereby profit / loss before tax for the period is adjusted for the effects of transactions of non-cash nature, any deferrals or accruals of past or future operating cash receipts or payments. Cash flows from operating, investing and financing activities of the Group are segregated.

Cash and Cash Equivalents for the purpose of cash flow statement comprise of cash at bank, cash in hand and short-term deposits with an original maturity of three months or less, as reduced by bank overdrafts.

**2.18 Segment Reporting**

The Group identifies primary segments based on the dominant source, nature of risks and returns and the internal organisation and management structure. The operating segments are the segments for which separate financial information is available and for which operating profit / loss amounts are evaluated regularly by the Chief Operating Decision Maker (CODM) in deciding allocation of resources and in assessing performance.

The accounting policies adopted for segment reporting are in line with the accounting policies of the Group. Segment revenue, segment expenses, segment assets and segment liabilities have been identified to segments on the basis of their relationship to the operating activities of the segment.

Inter-segment revenue is accounted on the basis of cost plus margins. Revenue, expenses, assets and liabilities which relate to the Group as a whole and are not allocable to segments on reasonable basis have been included under "unallocated revenue / expenses / assets / liabilities respectively".

**2.19 Employee Benefits**

Employee benefits include Provident Fund, Superannuation Fund, Employee State Insurance Scheme, Gratuity Fund, Compensated Absences, Anniversary Awards, Premature Death Pension Scheme and Total Disability Pension Scheme.

**2.19.1 Defined Contribution Plans**

The Group's contribution to Provident Fund, Superannuation Fund, National Pension Scheme and Employee State Insurance Scheme are considered as defined contribution plans and are charged as an expense based on the amount of contribution required to be made and when services are rendered by the employees.

**2.19.2 Defined Benefit Plans**

For defined benefit plans in the form of Gratuity Fund, the cost of providing benefits is determined using the Projected Unit Credit method, with actuarial valuations being carried out at each Balance Sheet date. Remeasurement, comprising actuarial gains and losses and the return on plan assets (excluding net interest) is reflected in the Consolidated Balance Sheet with a charge or credit recognised in Other Comprehensive Income in the period in which they occur. Remeasurement recognised in Other Comprehensive Income is reflected in retained earnings and is not reclassified to profit or loss. Past service cost is recognised immediately for both vested and the non-vested portion. The retirement benefit obligation recognised in the Consolidated Balance Sheet represents the present value of the defined benefit obligation, as reduced by the fair value of scheme assets. Any asset resulting from this calculation is limited taking into account the present value of available refunds and reductions in future contributions to the schemes.

**2.19.3 Short-Term and Other Long-Term Employee Benefits**

A liability is recognised for benefits accruing to employees in respect of wages and salaries, annual leave and sick leave in the period the related service is rendered at the undiscounted amount of the benefits expected to be paid in exchange for that service.

Liabilities recognised in respect of short-term employee benefits are measured at the undiscounted amount of the benefits expected to be paid in exchange for the related service.

Liabilities recognised in respect of other long-term employee benefits are measured at the present value of the estimated future cash outflows expected to be made by the Group in respect of services provided by employees up to the reporting date.

**2.20 Earnings per share**

The Group presents basic and diluted earnings per share ("EPS") data for its equity shares. Basic EPS is calculated by dividing the profit or loss attributable to equity shareholders of the Group by the weighted average number of equity shares outstanding during the period. Diluted EPS is determined by adjusting the profit or loss attributable to equity shareholders and the weighted average number of equity shares outstanding for the effects of all dilutive potential ordinary shares, which includes all stock options granted to employees.

The number of equity shares and potentially dilutive equity shares are adjusted retrospectively for all periods presented for any share splits and bonus shares issues including for changes effected prior to the approval of the financial statements by the Board of Directors.

**2.21 Assets held for sale**

Sale of business is classified as held for sale, if their carrying amount is intended to be recovered principally through sale rather than through continuing use. The condition for classification as held for sale is met when disposal business is available for immediate sale and the same is highly probable of being completed within one year from the date of classification as held for sale.

**2.22 Discontinued operations**

A discontinued operation is a component of the Group's business that represents a separate line of business that has been disposed of or is held for sale, or is a subsidiary acquired exclusively with a view to resale. Classification as a discontinued operation occurs upon the earlier of disposal or when the operation meets the criteria to be classified as held for sale.

**2.23 Non-current assets and disposal groups held for sale**

Assets of disposal groups that is available for immediate sale and where the sale is highly probable of being completed within one year from the date of classification are considered and classified as assets held for sale. Non-current assets and disposal groups held for sale are measured at the lower of carrying amount and fair value less costs to sell.

**3 Critical Accounting Judgements and key sources of Estimation Uncertainty**

The preparation of the Group's financial statements requires management to make judgements, estimates and assumptions that affect the application of accounting policies, reported amounts of assets, liabilities, income and expenses, and accompanying disclosures, and the disclosure of contingent liabilities. The estimates and associated assumptions are based on historical experience and other factors that are considered to be relevant. Actual results may differ from these estimates.

The estimates and underlying assumptions are reviewed on an ongoing basis. Revisions to accounting estimates are recognised in the period in which the estimate is revised if the revision affects only that period or in the period of the revision and future periods if the revision affects both current and future periods.

**3.1 Critical Judgments****3.1.1 Classification of entities as Subsidiaries wherein Group has ownership interest and voting rights of 50% or less**

Pidilite MEA Chemicals LLC, Bamco Supply and Services Ltd, ICA Pidilite Pvt Ltd, Pidilite Grupo Puma Manufacturing Ltd are subsidiaries of the Group even though the Group has ownership interest and voting rights of 50% or less in the subsidiaries respectively. However, based on the relevant facts and circumstances, control and management of these entities lie with the Group. The Group has the power to direct the relevant activities of these entities and therefore controls these entities.

**3.2 Key accounting, judgements, assumptions and estimates**

The key assumptions concerning the future and other key sources of estimation uncertainty at the reporting date, that have a significant risk of causing a material adjustment to the carrying amounts of assets and liabilities within the next

financial year, are described below:

**3.2.1 Impairment of Goodwill and Other Intangible Assets**

Goodwill and Other Intangible Assets (i.e. trademark and copyrights) are tested for impairment on an annual basis. Recoverable amount of cash-generating units is determined based on higher of value-in-use and fair value less cost to sell. The impairment test is performed at the level of the cash-generating unit or groups of cash-generating units which are benefitting from the synergies of the acquisition and which represents the lowest level at which the intangibles are monitored for internal management purposes.

Market related information and estimates are used to determine the recoverable amount. Key assumptions on which management has based its determination of recoverable amount include estimated long term growth rates, weighted average cost of capital and estimated operating margins. Cash flow projections take into account past experience and represent management's best estimate about future developments.

**3.2.2 Business Combinations and Intangible Assets**

Business combinations are accounted for using Ind AS 103, 'Business Combinations'. Ind AS 103 requires the identifiable intangible assets and contingent consideration to be fair valued in order to ascertain the net fair value of identifiable assets, liabilities and contingent liabilities of the acquiree. Significant estimates are required to be made in determining the value of contingent consideration and intangible assets. These valuations are conducted by independent valuation experts.

**3.2.3 Employee related provisions**

The costs of long-term and short-term employee benefits are estimated using assumptions by the management. These assumptions include rate of increase in compensation levels, discount rates, expected rate of return on assets and attrition rates (disclosed in Note 51).

**3.2.4 Income taxes**

Significant judgements are involved in availability of future taxable profits estimating budgeted profits for the calculation of advance tax and deferred tax, and determining provision for income taxes and uncertain tax positions (disclosed in Note 54).

**3.2.5 Property, Plant and Equipment and Other Intangible Assets**

The useful lives and residual values of Group's assets are determined by the management at the time the asset is acquired. These estimates are reviewed annually by the management. The lives are based on historical experience with similar assets as well as anticipation of future events, which may impact their life, such as changes in technical or commercial obsolescence arising from changes or improvements in production or from a change in market demand of the product or service output of the asset.

The Group has estimated the useful life for its copyrights and trademark as indefinite on the basis of renewal of legal rights and the management's intention to keep it perpetually.

**3.2.6 Leases**

The Group evaluates if an arrangement qualifies to be a lease as per the requirements of Ind AS 116 'Leases'. Identification of a lease requires significant judgment. The Group uses significant judgement in assessing the lease term (including anticipated renewals) and the applicable discount rate.

Ind AS 116 requires lessees to determine the lease term as the non-cancellable period of a lease adjusted with any option to extend or terminate the lease, if the use of such option is reasonably certain. The Group makes an assessment on the expected lease term on a lease-by-lease basis and there by assesses whether it is reasonably certain that any options to extend or terminate the contract will be exercised. In evaluating the lease term, the Group considers factors such as any significant leasehold improvements undertaken over the lease term, costs relating to the termination of the lease and the importance of the underlying asset to operations taking into account the location of the underlying asset and the availability of suitable alternatives. The lease term in future periods is reassessed to ensure that the lease term reflects the current economic circumstances.

The discount rate is generally based on the incremental borrowing rate specific to the lease being evaluated or for a portfolio of leases with similar characteristics.

**3.2.7 Recent accounting pronouncements**

Ministry of Corporate Affairs ("MCA") notifies new standards or amendments to the existing standards under Companies (Indian Accounting Standards) Rules as issued from time to time. For the year ended 31<sup>st</sup> March 2024, MCA has not notified any new standards or amendments to the existing standards applicable to the Group.

(₹ in crores)

4 Property, Plant and Equipment and Capital Work-In-Progress							
			As at 31 <sup>st</sup> March 2024	As at 31 <sup>st</sup> March 2023			
<b>Carrying Amounts</b>							
• Freehold Land			137.08	133.62			
• Buildings			894.43	589.99			
• Plant and Equipments			1,035.44	869.92			
• Vehicles			9.72	7.78			
• Furniture and Fixtures			55.54	35.99			
• Office Equipments			74.28	53.58			
			2,206.49	1,690.88			
Capital Work-In-Progress			148.09	405.94			
<b>TOTAL</b>			<b>2,354.58</b>	<b>2,096.82</b>			
	Freehold Land	Buildings	Plant and Machinery	Vehicles	Furniture and Fixtures	Office Equipment	TOTAL
<b>Gross Carrying Amount</b>							
Balance as at 1 <sup>st</sup> April 2022	135.35	680.34	1,765.04	24.37	108.90	169.34	2,883.34
Additions	0.29	95.61	200.39	2.79	7.53	20.60	327.21
Disposals/ Adjustments	-	(1.17)	(37.63)	(0.70)	(5.95)	(7.05)	(52.50)
Foreign Currency Translation	(2.02)	0.65	(2.15)	0.17	(0.27)	(0.72)	(4.34)
Balance as at 31 <sup>st</sup> March 2023	133.62	775.43	1,925.65	26.63	110.21	182.17	3,153.71
Additions	3.89	342.60	354.98	3.37	27.53	43.99	776.36
Disposals/ Adjustments	-	(13.41)	(148.52)	(3.80)	(5.47)	(7.87)	(179.07)
Transfer to Asset Held for Sale	-	-	(10.38)	-	-	-	(10.38)
Disposal of Subsidiary (refer Note 52)	-	-	(44.99)	-	(2.27)	(7.04)	(54.30)
Foreign Currency Translation	(0.43)	0.46	27.48	(0.07)	0.97	5.87	34.28
Balance as at 31 <sup>st</sup> March 2024	137.08	1,105.08	2,104.22	26.13	130.97	217.12	3,720.60
<b>Accumulated Depreciation and Impairment</b>							
Balance as at 1 <sup>st</sup> April 2022	-	(157.93)	(964.28)	(17.62)	(72.01)	(116.64)	(1,328.48)
Eliminated on disposal of assets	-	0.83	30.76	0.67	3.93	6.38	42.57
Depreciation expense	-	(28.01)	(123.32)	(1.77)	(6.12)	(18.45)	(177.67)
Foreign Currency Translation	-	(0.33)	1.11	(0.13)	(0.02)	0.12	0.75
Balance as at 31 <sup>st</sup> March 2023	-	(185.44)	(1,055.73)	(18.85)	(74.22)	(128.59)	(1,462.83)
Eliminated on disposal of assets	-	9.22	117.06	3.62	5.30	7.35	142.55
Transfer to Asset Held for Sale	-	-	6.97	-	-	-	6.97
Depreciation expense	-	(34.73)	(151.50)	(1.25)	(7.53)	(22.39)	(217.40)
Disposal of Subsidiary (refer Note 52)	-	-	37.23	-	1.78	4.85	43.86
Foreign Currency Translation	-	0.30	(22.81)	0.07	(0.76)	(4.06)	(27.26)
Balance as at 31 <sup>st</sup> March 2024	-	(210.65)	(1,068.78)	(16.41)	(75.43)	(142.84)	(1,514.11)
<b>Net Carrying Amount</b>							
Balance as at 31 <sup>st</sup> March 2023	133.62	589.99	869.92	7.78	35.99	53.58	1,690.88
Balance as at 31 <sup>st</sup> March 2024	137.08	894.43	1,035.44	9.72	55.54	74.28	2,206.49

Buildings include shares of co-operative societies of ₹ 0.01 crores (₹ 0.01 crores as at 31<sup>st</sup> March 2023)

## Notes:

(₹ in crores)

a) Capital Work-In-Progress (CWIP)					
			As at 31 <sup>st</sup> March 2024	As at 31 <sup>st</sup> March 2023	
Opening Balance			405.94	226.71	
Additions during the year			523.53	506.44	
Capitalised during the year			(776.36)	(327.21)	
Disposal of Subsidiary			(0.46)	-	
Disposed/Write off during the year			(4.56)	-	
<b>Closing Balance</b>			<b>148.09</b>	<b>405.94</b>	
<b>CWIP Ageing Schedule</b>					
CWIP	CWIP for a period of				TOTAL
	Less than 1 year	1-2 years	2-3 years	More than 3 years	
Projects in Progress	123.36	3.51	3.31	17.91	148.09
	(309.28)	(47.31)	(9.46)	(39.89)	(405.94)
Projects temporarily suspended	-	-	-	-	-
	(-)	(-)	(-)	(-)	(-)
Figures in brackets () represents previous year					
b) There are no material projects under capital-work-in progress, whose completion is overdue or has exceeded its cost compared to its original plan.					
c) Assets given under lease included in Note 4 & 5 are as under:					
			As at 31 <sup>st</sup> March 2024	As at 31 <sup>st</sup> March 2023	
<b>Carrying Amounts</b>					
• Freehold Land			19.86	14.99	
• Leasehold Land			6.34	6.40	
• Buildings			58.60	39.42	
• Plant and Equipment			3.98	1.07	
<b>TOTAL</b>			<b>88.78</b>	<b>61.88</b>	
	Freehold Land	Leasehold Land	Buildings	Plant and Equipments	TOTAL
<b>Gross Carrying Amount</b>					
Balance as at 1 <sup>st</sup> April 2022	14.99	6.50	47.93	5.50	74.92
Additions	-	-	5.44	0.55	5.99
Disposals / Adjustments	-	-	-	-	-
Balance as at 31 <sup>st</sup> March 2023	14.99	6.50	53.37	6.05	80.91
Additions	4.87	-	21.49	3.63	29.99
Disposals / Adjustments	-	-	-	(5.49)	(5.49)
Balance as at 31 <sup>st</sup> March 2024	19.86	6.50	74.86	4.19	105.41
<b>Accumulated Depreciation and Impairment</b>					
Balance as at 1 <sup>st</sup> April 2022	-	(0.04)	(11.65)	(4.93)	(16.62)
Depreciation expense	-	(0.06)	(2.30)	(0.05)	(2.41)
Balance as at 31 <sup>st</sup> March 2023	-	(0.10)	(13.95)	(4.98)	(19.03)
Disposals/ Adjustments	-	-	-	4.97	4.97
Depreciation expense	-	(0.06)	(2.31)	(0.20)	(2.57)
Balance as at 31 <sup>st</sup> March 2024	-	(0.16)	(16.26)	(0.21)	(16.63)
<b>Net Carrying Amount</b>					
Balance as at 31 <sup>st</sup> March 2023	14.99	6.40	39.42	1.07	61.88
Balance as at 31 <sup>st</sup> March 2024	19.86	6.34	58.60	3.98	88.78



(₹ in crores)

5 Right of Use Assets		As at 31 <sup>st</sup> March 2024	As at 31 <sup>st</sup> March 2023
<b>Carrying Amounts</b>			
• Leasehold Land		133.74	133.53
• Leasehold Improvements		18.17	-
• Leasehold Buildings		195.30	176.26
• Plant and Machinery		0.76	0.11
<b>TOTAL</b>		<b>347.97</b>	<b>309.90</b>

	Leasehold Land	Leasehold Improve- ments	Leasehold Buildings	Plant and Machinery	TOTAL
<b>Gross Carrying Amount</b>					
Balance as at 1 <sup>st</sup> April 2022	118.13	-	180.15	0.55	298.83
Additions	28.56	-	134.30	-	162.86
Disposals / Adjustments	(0.38)	-	(4.48)	-	(4.86)
Foreign Currency Translation	1.42	-	1.68	0.02	3.12
<b>Balance as at 31<sup>st</sup> March 2023</b>	<b>147.73</b>	<b>-</b>	<b>311.65</b>	<b>0.57</b>	<b>459.95</b>
Additions	4.72	19.58	80.80	0.64	105.74
Disposals / Adjustments	-	-	(7.83)	-	(7.83)
Disposal of Subsidiary (refer Note 52)	-	-	(8.22)	-	(8.22)
Foreign Currency Translation	0.45	-	20.29	(0.04)	20.70
<b>Balance as at 31<sup>st</sup> March 2024</b>	<b>152.90</b>	<b>19.58</b>	<b>396.69</b>	<b>1.17</b>	<b>570.34</b>

<b>Accumulated Depreciation and Impairment</b>					
Balance as at 1 <sup>st</sup> April 2022	(9.17)	-	(86.31)	(0.42)	(95.90)
Eliminated on disposal of assets	0.09	-	1.37	-	1.46
Depreciation expense	(5.10)	-	(47.40)	(0.03)	(52.53)
Foreign Currency Translation	(0.02)	-	(3.05)	(0.01)	(3.08)
<b>Balance as at 31<sup>st</sup> March 2023</b>	<b>(14.20)</b>	<b>-</b>	<b>(135.39)</b>	<b>(0.46)</b>	<b>(150.05)</b>
Eliminated on disposal of assets	0.11	-	1.45	0.06	1.62
Depreciation expense	(4.98)	(1.41)	(59.79)	(0.03)	(66.21)
Disposal of Subsidiary (refer Note 52)	-	-	5.25	-	5.25
Foreign Currency Translation	(0.09)	-	(12.91)	0.02	(12.98)
<b>Balance as at 31<sup>st</sup> March 2024</b>	<b>(19.16)</b>	<b>(1.41)</b>	<b>(201.39)</b>	<b>(0.41)</b>	<b>(222.37)</b>

<b>Net Carrying Amount</b>					
Balance as at 31 <sup>st</sup> March 2023	133.53	-	176.26	0.11	309.90
<b>Balance as at 31<sup>st</sup> March 2024</b>	<b>133.74</b>	<b>18.17</b>	<b>195.30</b>	<b>0.76</b>	<b>347.97</b>

(₹ in crores)

6 Goodwill and Other Intangible Assets		As at 31 <sup>st</sup> March 2024	As at 31 <sup>st</sup> March 2023
<b>Carrying Amounts</b>			
Goodwill		1,281.72	1,289.76
<b>Total Goodwill (A)</b>		<b>1,281.72</b>	<b>1,289.76</b>
<b>Other Intangible Assets</b>			
• Trademark		1,390.48	1,385.63
• Computer Software		12.94	17.23
• Copyrights		4.48	4.48
• Technical Knowhow Fees		30.37	19.24
• Commercial Knowhow Fees		10.05	16.04
• Non Compete Fees		0.11	0.56
• Distribution Network		166.02	180.36
<b>Total Other Intangible Assets (B)</b>		<b>1,614.45</b>	<b>1,623.54</b>
<b>Total Intangible Assets (A+B)</b>		<b>2,896.17</b>	<b>2,913.30</b>

	Goodwill	Trade- mark	Computer Software	Copy- rights	Technical Knowhow Fees	Commercial Knowhow Fees	Non Compete Fees	Distribution Network	TOTAL
<b>Gross Carrying Amount</b>									
Balance as at 1 <sup>st</sup> April 2022	1,286.83	1,405.86	67.27	4.48	73.67	59.97	5.42	215.00	3,118.50
Additions	-	-	2.85	-	0.41	-	-	-	3.26
Disposals / Adjustments	(0.57)	-	(0.13)	-	-	-	-	-	(0.70)
Foreign Currency Translation	3.50	0.28	(0.02)	-	0.08	-	(0.15)	-	3.69
<b>Balance as at 31<sup>st</sup> March 2023</b>	<b>1,289.76</b>	<b>1,406.14</b>	<b>69.97</b>	<b>4.48</b>	<b>74.16</b>	<b>59.97</b>	<b>5.27</b>	<b>215.00</b>	<b>3,124.75</b>
Additions	-	6.82	1.22	-	18.50	-	-	-	26.54
Disposals/ Adjustments	-	(6.38)	(0.28)	-	-	-	(0.41)	-	(7.07)
Disposal of Subsidiary (refer Note 52)	(22.23)	-	(0.73)	-	-	-	-	-	(22.96)
Foreign Currency Translation	14.19	0.59	0.06	-	0.18	-	-	-	15.02
<b>Balance as at 31<sup>st</sup> March 2024</b>	<b>1,281.72</b>	<b>1,407.17</b>	<b>70.24</b>	<b>4.48</b>	<b>92.84</b>	<b>59.97</b>	<b>4.86</b>	<b>215.00</b>	<b>3,136.28</b>
<b>Accumulated Amortisation and Impairment</b>									
Balance as at 1 <sup>st</sup> April 2022	-	(15.85)	(46.62)	-	(47.66)	(37.94)	(4.66)	(20.30)	(173.03)
Amortisation expense	-	(5.02)	(6.15)	-	(7.99)	(5.99)	(0.05)	(14.34)	(39.54)
Eliminated on disposal of assets	-	-	0.07	-	-	-	-	-	0.07
Foreign Currency Translation	-	0.36	(0.04)	-	0.73	-	-	-	1.05
<b>Balance as at 31<sup>st</sup> March 2023</b>	<b>-</b>	<b>(20.51)</b>	<b>(52.74)</b>	<b>-</b>	<b>(54.92)</b>	<b>(43.93)</b>	<b>(4.71)</b>	<b>(34.64)</b>	<b>(211.45)</b>
Amortisation expense	-	(2.70)	(5.73)	-	(7.89)	(5.99)	(0.04)	(14.34)	(36.69)
Eliminated on disposal of assets	-	6.79	0.28	-	-	-	-	-	7.07
Disposal of Subsidiary (refer Note 52)	-	-	0.73	-	-	-	-	-	0.73
Foreign Currency Translation	-	(0.17)	0.06	-	0.34	-	-	-	0.23
<b>Balance as at 31<sup>st</sup> March 2024</b>	<b>-</b>	<b>(16.59)</b>	<b>(57.40)</b>	<b>-</b>	<b>(62.47)</b>	<b>(49.92)</b>	<b>(4.75)</b>	<b>(48.98)</b>	<b>(240.11)</b>
<b>Net Carrying Amount</b>									
Balance as at 31 <sup>st</sup> March 2023	1,289.76	1,385.63	17.23	4.48	19.24	16.04	0.56	180.36	2,913.30
<b>Balance as at 31<sup>st</sup> March 2024</b>	<b>1,281.72</b>	<b>1,390.58</b>	<b>12.84</b>	<b>4.48</b>	<b>30.37</b>	<b>10.05</b>	<b>0.11</b>	<b>166.02</b>	<b>2,896.17</b>

During the year, with a view to refining the presentation of goodwill, the Group presented both goodwill on consolidation and goodwill (others) as Goodwill. To facilitate comparability of information, the Group has reclassified the comparative figures on the same basis.

The Group has estimated the useful life for some of its Copyrights & Trademark as indefinite on the basis of renewal of legal rights and the management's intention to keep it perpetually.

(₹ in crores)

	As at 31 <sup>st</sup> March 2024	As at 31 <sup>st</sup> March 2023
<b>Goodwill</b>		
• Pidilite Industries Limited	1,184.85	1,184.85
• Tenax Pidilite India Pvt Ltd	59.21	59.21
• Pidilite Bamco Ltd (Bamco)	27.17	26.87
• Bhimad Commercial Co Pvt Ltd (Bhimad)	0.01	0.01
• Pidilite Ventures Private Limited (formerly known as Madhumala Ventures Pvt Ltd)	0.01	0.01
• Pidilite Industries Egypt SAE (PIE)	2.71	2.59
• Building Envelope Systems India Ltd (BESI)	0.55	0.55
• Nina Percept Private Limited (Nina Percept)	5.13	5.13
• ICA Pidilite Private Limited (ICA)	2.08	2.08
• Pulvitec do Brasil Industria e Comercio de Colas e Adesivos Ltda (Pulvitec)	-	8.46
<b>Total</b>	<b>1,281.72</b>	<b>1,289.76</b>
<b>Goodwill pertaining to the following cash-generating units (CGU):</b>		
<b>CGU</b>	<b>As at 31<sup>st</sup> March 2024</b>	<b>As at 31<sup>st</sup> March 2023</b>
• Consumer & Bazaar	1,218.42	1,226.46
• Business to Business	63.30	63.30
<b>TOTAL</b>	<b>1,281.72</b>	<b>1,289.76</b>

The Parent has estimated the useful life for its copyrights and trademark pertaining to consumer & bazaar CGU ₹ 1,314.39 crores (₹ 1,314.39 crores as at 31<sup>st</sup> March 2023) as indefinite on the basis of renewal of legal rights and the management's intention to keep it perpetually.

#### Goodwill, Copyrights and Trademark

Goodwill, copyrights and trademark in the books of the Group pertains mainly to Consumer and Bazaar business (majorly consists of Parent) & Business to Business.

At the end of each reporting period, the Group reviews carrying amount of goodwill, copyrights and trademark to determine whether there is any indication that goodwill, copyrights and trademark has suffered any impairment loss. Accordingly, recoverable amount of goodwill, copyrights and trademark is arrived basis projected cashflows from Consumer and Bazaar business & Business to Business.

Recoverable amount of goodwill, copyrights and trademark exceeds the carrying amount of goodwill, copyrights and trademark in the books as on 31<sup>st</sup> March 2024 and as on 31<sup>st</sup> March 2023. Further there are no external indications of impairment of goodwill, copyrights and trademark. As a result, no impairment loss on goodwill, copyrights and trademark is required to be recognised.

#### Projected cashflows from Consumer and Bazaar business and Business to Business

The recoverable amount of this cash-generating unit is determined based on a value in use calculation which uses cash flow projections based on financial budgets approved by the management for next year, estimates prepared for the next 4 years thereafter and a discount rate of 13.5% per annum (12.7% per annum as at 31<sup>st</sup> March 2023).

Cash flow projections during the budget period are based on the same expected gross margins and raw materials price inflation throughout the budget period. The cash flows beyond that five-year period have been extrapolated using a steady 7% per annum (7% per annum as at 31<sup>st</sup> March 2023) growth rate. The management believes that any reasonably possible change in the key assumptions on which recoverable amount is based would not cause the aggregate carrying amount to exceed the aggregate recoverable amount of the cash-generating unit.

The key assumptions used in the value in use calculations for Consumer and Bazaar cash-generating unit are as follows:

<b>Budgeted sales growth</b>	Sales growth is assumed at 12.4% (CAGR) (12.8% as at 31 <sup>st</sup> March 2023) for Consumer and Bazaar business and at 12.1% (CAGR) (10.9% as at 31 <sup>st</sup> March 2023) for Business to Business which is in line with current year projections. The values assigned to the assumption reflect past experience and current market scenario and are consistent with the managements' plans for focusing operations in these markets. The management believes that the planned sales growth per year for the next five years is reasonably achievable.
<b>Raw materials price inflation</b>	Forecast for Material cost growth CAGR higher by 0.2% (0.2% as at 31 <sup>st</sup> March 2023) vs. sales growth, considering impact of commodity cost inflation.
<b>Other budgeted costs</b>	Commercial spends (Schemes and A&SP) are kept consistent to sales growth. Other fixed costs are in line with the current year's growth.

7 Investments accounted for using equity method					
		As at 31 <sup>st</sup> March 2024		As at 31 <sup>st</sup> March 2023	
		Qty	₹ in crores	Qty	₹ ww crores
<b>Carrying amount determined using the Equity method of accounting</b>					
<b>A] Investment in Associates (fully paid up)</b>					
<b>i] Investment in Equity Instruments (Quoted)</b>					
• Equity Shares of ₹ 1 each of Vinyl Chemicals (India) Ltd		74,51,540	1.18	74,51,540	1.18
Add: Share in accumulated Profits/(Losses)/Reserves			46.54		45.11
			47.72		46.29
<b>ii] Investments in Equity and Preference Shares (Unquoted)</b>					
• Equity Shares of ₹ 10 each of Aapkapainter Solutions Pvt Ltd		903	2.98	903	2.98
• Cumulative Compulsory Convertible Preference Shares (CCPS) of ₹ 100 each of Aapkapainter Solutions Pvt Ltd#		8,648	17.39	8,648	17.39
Add: Share in accumulated Profits/(Losses) / Reserves			(10.91)		(6.53)
			9.46		13.84
# CCPS will be equivalent to 7,477 Equity Shares.					
<b>iii] Investments in Preference Shares (Unquoted)</b>					
• 0.001% Compulsory Convertible Cumulative Preference Shares (CCCP) of ₹ 10 each of Kaarwan Eduventures Pvt Ltd		406	3.75	406	3.75
Add: Share in accumulated Profits/(Losses) / Reserves			(0.52)		(0.20)
			3.23		3.55
<b>iv] Investments in Equity Shares (Unquoted) [refer Note 57(a)]</b>					
• Equity Shares of ₹ 10 each of Climacrew Private Limited		10,61,025	1.06	4,94,900	0.49
Add: Share in accumulated Profits/(Losses) / Reserves			(1.06)		(0.34)
			-		0.15
<b>v] Investments in Preference Shares (Unquoted) [refer Note 57(a)]</b>					
• Compulsory Convertible Preference Shares of ₹ 3,894.30 each of Buildnext Construction Solutions Pvt Ltd		9,980	3.89	9,980	3.89
• Compulsory Convertible Preference Shares of ₹ 4,939 each of Buildnext Construction Solutions Pvt Ltd		52,642	26.00	40,494	20.00
Add: Share in accumulated Profits/(Losses) / Reserves			(5.76)		(2.45)
			24.13		21.44
<b>vi] Investments in Equity and Preference Shares (Unquoted) [refer Note 57(a)]</b>					
• Equity Shares of ₹ 10 each of Finemake Technologies Private Limited		1	0.00*	1	0.00*
• Preference Shares of ₹ 10 each of Finemake Technologies Private Limited		4,062	6.00	4,062	6.00
• Compulsory Convertible Preference Shares of ₹ 35,200 each of Finemake Technologies Private Limited		2,841	10.00	1,420	5.00
Add: Share in accumulated Profits/(Losses) / Reserves			(3.69)		(1.25)
			12.31		9.75
<b>vii] Investments in Equity Shares (Unquoted) [refer Note 57(a)]</b>					
• Equity Shares of ₹ 1 each of Constrobot Robotics Pvt Ltd		2,33,309	3.07	-	-
Add: Share in accumulated Profits/(Losses) / Reserves			(0.23)		-
			2.84		-
<b>Total [A]</b>			<b>99.69</b>		<b>95.02</b>
<b>B] Investment in Joint Venture (fully paid up) (Unquoted) [refer Note 57(e)]</b>					
• Equity Shares of AED 1 each of PidilitePuma MEA Chemical LLC		30,00,000	6.81		
Add: Share in accumulated Profits/(Losses) / Reserves			(1.53)		-
<b>Total [B]</b>			<b>5.28</b>		<b>-</b>
<b>TOTAL [(A)+(B)]</b>			<b>104.97</b>		<b>95.02</b>
Aggregate carrying value of quoted investments			47.72		46.29
Aggregate market value of quoted investments			235.69		249.55
Aggregate carrying value of unquoted investments			57.25		48.73
Aggregate amount of Impairment in value of investments			-		-

\* denotes amount less than ₹ 50,000

8	Investments - Non-Current	As at 31 <sup>st</sup> March 2024		As at 31 <sup>st</sup> March 2023	
		Qty	₹ in crores	Qty	₹ in crores
<b>A]</b>	<b>Investment in Equity Instruments (fully paid up) (at FVTOCI) (Unquoted) [refer Note 57(a)]</b>				
	Equity Shares of ₹ 1 each of Constrobot Robotics Pvt Ltd	-	-	1,31,907	1.56
	Equity Shares of ₹ 10 each of Homevita Décor & Furnishings Pvt Ltd	1,19,039	4.87	1,19,039	4.87
	Equity Shares of ₹ 78,965 each of Imagimake Play Solutions Pvt Ltd	1	0.01	-	-
	Equity Shares of ₹ 10 each of Solstice Business Solutions Pvt Ltd	10,000	0.01	-	-
	<b>Total [A]</b>		<b>4.89</b>		<b>6.43</b>
<b>B]</b>	<b>Investments in Preference Shares (at FVTPL) (Quoted)</b>				
	Non-Cumulative Perpetual Preference shares of Kotak Mahindra Bank Ltd	-	-	3,00,00,000	15.00
	<b>Total [B]</b>		<b>-</b>		<b>15.00</b>
<b>C]</b>	<b>Investment in Bonds (at FVTPL) (Quoted)</b>				
	Units of Bharat Bond ETFs	2,75,267	32.90	2,50,000	30.73
	<b>Total [C]</b>		<b>32.90</b>		<b>30.73</b>
<b>D]</b>	<b>Investment in Alternative Investment Fund (at FVTPL) (Unquoted)</b>				
	Units of Fireside Ventures Investment Fund II	1,79,000	31.09	1,40,000	21.05
	<b>Total [D]</b>		<b>31.09</b>		<b>21.05</b>
<b>E]</b>	<b>Investment in Debentures (at FVTOCI) (Unquoted)</b>				
	Non Cumulative Compulsory Convertible Debentures of ₹ 10,000 each of Pepperfry Private Limited (formerly known as M/s. Trendsutra Platform Services Private Limited)	-	-	1,502	5.73
	<b>Total [E]</b>		<b>-</b>		<b>5.73</b>
<b>F]</b>	<b>Investments in Preference Shares (at FVTOCI) (Unquoted) [refer Note 57(a)]</b>				
	Compulsory Convertible Cumulative Preference Shares of ₹ 20 each of Homevita Décor & Furnishings Pvt Ltd	20,10,295	75.47	20,10,295	75.47
	Compulsory Convertible Cumulative Preference Shares of ₹ 100 each of Home Interior Désigns E.Commerce Pvt Ltd	9,32,488	19.35	9,32,488	18.65
	0.001% Compulsory Convertible Cumulative Preference Shares of ₹ 78,965 each of Imagimake Play Solutions Pvt Ltd	2,532	19.99	-	-
	Cumulative Compulsory Convertible Preference Shares of ₹ 20 each of Pepperfry Private Limited (formerly known as M/s. Trendsutra Platform Services Private Limited)	9,84,128	68.31	1,47,80,200	71.48
	Preferred stock of USD 0.00001 of Clare Inc*	7,57,576	2.60	7,57,576	4.78
	Series pre-seed preferred stock – Ply Financial, Inc.	4,94,316	1.66	4,94,316	1.38
	Compulsory Convertible Preference Shares of Abeyaantrix Technology Pvt Ltd	1,105	3.65	1,105	3.65
	<b>Total [F]</b>		<b>191.03</b>		<b>175.41</b>
<b>G]</b>	<b>Investments in Mutual Funds (at FVTPL) (Unquoted)</b>				
	Mutual Funds	-	-	57,231	0.28
	<b>Total [G]</b>		<b>-</b>		<b>0.28</b>
	<b>Total Investments [A+B+C+D+E+F+G]</b>		<b>259.91</b>		<b>254.63</b>
	Aggregate carrying value of quoted investments		<b>32.90</b>		<b>45.73</b>
	Aggregate market value of quoted investments		<b>32.90</b>		<b>45.73</b>
	Aggregate carrying value of unquoted investments		<b>227.01</b>		<b>208.90</b>
	Aggregate amount of Impairment in value of investments		<b>-</b>		<b>-</b>

\* In the year 2018, Group had invested in convertible promissory note which contains an embedded derivative in the form of an equity conversion option upon qualifying conditions. Group had elected the option to measure the hybrid instrument at fair value in its entirety with changes in fair value recognized in Profit and Loss. During the previous year, Group converted the convertible promissory note and the outstanding accrued interest thereon into preferred stock.

9	Investments - Current	As at 31 <sup>st</sup> March 2024		As at 31 <sup>st</sup> March 2023	
		Qty	₹ in crores	Qty	₹ in crores
<b>A]</b>	<b>Investments in Mutual Funds (at FVTPL) (Quoted)</b>				
	Mutual Funds		<b>1,869.74</b>		530.79
	<b>Total [A]</b>		<b>1,869.74</b>		<b>530.79</b>
<b>B]</b>	<b>Investment in Promissory Note (at amortised cost) (Unquoted)</b>				
	Convertible Promissory Note of Optmed Inc	1	5.37	1	5.37
	Less : Impairment in value of Investments		<b>(4.96)</b>		<b>(4.96)</b>
	<b>Total [B]</b>		<b>0.41</b>		<b>0.41</b>
<b>C]</b>	<b>Other Investments</b>				
	<b>Deposits (at amortised cost)</b>				
	IL & FS Financial Services Limited		<b>1.55</b>		1.55
	Infrastructure Leasing & Financial Services Limited		<b>7.25</b>		7.25
			<b>8.80</b>		8.80
	Less: Impairment in value of Investments		<b>(8.80)</b>		<b>(8.80)</b>
	<b>Total [C]</b>		<b>-</b>		<b>-</b>
	<b>TOTAL [A+B+C]</b>		<b>1,870.16</b>		<b>531.20</b>
	Aggregate carrying value of quoted investments		<b>1,869.74</b>		530.79
	Aggregate market value of quoted investments		<b>1,869.74</b>		530.79
	Aggregate carrying value of unquoted investments		<b>-</b>		<b>-</b>
	Aggregate amount of Impairment in value of investments		<b>13.76</b>		13.76



(₹ in crores)

10 Trade Receivables								
							As at 31 <sup>st</sup> March 2024	As at 31 <sup>st</sup> March 2023
• Secured, Considered good							195.54	157.27
• Unsecured, Considered good							1,536.84	1,433.44
Less: Allowance for expected credit loss							(57.69)	(55.44)
• Unsecured which have Significant Increase in Credit Risk							-	-
• Unsecured, Credit Impaired							44.04	45.22
Less: Allowance for expected credit loss							(44.04)	(45.22)
<b>TOTAL</b>							<b>1,674.69</b>	<b>1,535.27</b>
Trade Receivable Ageing Schedule								
		Not Due	Less than 6 months	6 months- 1 year	1-2 years	2-3 years	More Than 3 years	TOTAL
(i)	Undisputed Trade	1,510.05	142.54	25.23	27.17	12.67	14.71	1,732.37
	Receivables – considered good	(1,394.38)	(147.12)	(9.74)	(16.32)	(5.35)	(17.80)	(1,590.71)
(ii)	Disputed Trade	-	-	-	-	-	-	-
	Receivables – considered good	-	-	-	-	-	-	-
(iii)	Disputed Trade	-	-	1.02	2.45	3.35	37.22	44.04
	Receivables – credit impaired	-	(0.05)	(1.06)	(3.73)	(5.16)	(35.22)	(45.22)
<b>TOTAL</b>		<b>1,510.05</b>	<b>142.54</b>	<b>26.25</b>	<b>29.62</b>	<b>16.02</b>	<b>51.93</b>	<b>1,776.41</b>
		(1,394.38)	(147.17)	(10.80)	(20.05)	(10.51)	(53.02)	(1,635.93)
Less: Allowance for expected credit loss							(101.73)	(100.66)
<b>TOTAL</b>							<b>1,674.69</b>	<b>(1,535.27)</b>

Figures in brackets () represents previous year

During the year, with a view to refining the presentation of Trade Receivables, the Group internally reclassified Trade Receivable between Undisputed Trade Receivables – considered good and Unsecured, Credit Impaired as part of Note 10 including ageing of Trade receivables. In order to enhance inter-period comparability of information, the Group has reclassified the comparative information on the same basis.

The Group has used a practical expedient by computing the expected credit loss allowance for trade receivables based on a provision matrix. The provision matrix takes into account historical credit loss experience and adjusted for forward-looking information. The expected credit loss allowance is based on the ageing of the receivables days and the rates vary with the business of Parent and each Subsidiary.

Trade receivables includes receivables from Companies/firms where directors are directors/members/partners (refer Note 47).

**Movement in expected credit loss allowance:**

			For the year ended 31 <sup>st</sup> March 2024	For the year ended 31 March 2023
Balance at the beginning of the year			100.66	99.77
Movement in expected credit loss allowance on trade receivables calculated at lifetime expected credit losses			1.07	0.89
<b>Balance at the end of the year</b>			<b>101.73</b>	<b>100.66</b>

A formal credit policy has been framed and credit facilities are given to dealers within framework of credit policy. As per credit risk management mechanism, a policy for doubtful debt has been formulated and risk exposure related to receivable are identified based on criteria mentioned in policy and provided for credit loss allowance.

11 Loans - Non-Current			As at 31 <sup>st</sup> March 2024	As at 31 <sup>st</sup> March 2023
<b>Loans Receivable considered good- Secured</b>				
Loans to Related Party* (refer Note 47)			1.66	2.04
<b>Loans Receivable considered good- Unsecured</b>				
Loans and Advances to Employees & Others *			6.09	4.16
<b>Loans Receivable - Significant increase in credit risk</b>				
Loans to Joint Venture *			4.82	4.82
Less: Allowance for doubtful balances			(4.82)	(4.82)
<b>TOTAL</b>			<b>7.75</b>	<b>6.20</b>

\*given for business purpose.

There are no receivable from Companies/firms where directors are directors/members/partners

(₹ in crores)

12 Loans - Current			As at 31 <sup>st</sup> March 2024	As at 31 <sup>st</sup> March 2023
<b>Loans Receivable considered good - Secured</b>				
Loans to Related Party* (refer Note 47)			8.00	-
<b>Loans Receivable considered good - Unsecured</b>				
Loans and Advances to Employees & Others*			26.16	27.32
<b>TOTAL</b>			<b>34.16</b>	<b>27.32</b>
*given for business purpose.				
There are no receivable from Companies/firms where directors are directors/members/partners				
13 Other Financial Assets - Non-Current			As at 31 <sup>st</sup> March 2024	As at 31 <sup>st</sup> March 2023
Security Deposit (Unsecured, Considered good)				
			40.83	37.74
Fixed Deposits with Banks with more than 12 months maturity*				
			2.65	2.91
Retention Money Receivable				
			28.17	27.43
<b>Other Receivables*</b>				
Unsecured, Considered good			-	-
Unsecured, Significant increase in credit risk			1.74	1.74
			1.74	1.74
Less: Allowance for doubtful balances			(1.74)	(1.74)
			-	-
<b>TOTAL</b>			<b>71.65</b>	<b>68.08</b>
* Includes Fixed Deposit under lien			2.65	2.27

There are no receivable from Companies/firms where directors are directors/members/partners

14 Other Financial Assets - Current			As at 31 <sup>st</sup> March 2024	As at 31 <sup>st</sup> March 2023
<b>Security Deposit</b>				
Unsecured, Considered good			5.70	12.31
Unsecured, Significant increase in credit risk			0.57	0.10
			6.27	12.41
Less: Allowance for doubtful balances			(0.57)	(0.10)
			5.70	12.31
Derivative assets towards foreign exchange forward contracts				
			0.05	0.06
<b>Retention Money Receivable</b>				
Unsecured, Considered good			12.47	16.03
Unsecured, Significant increase in credit risk			9.85	11.68
			22.32	27.71
Less: Allowance for doubtful balances			(9.85)	(11.68)
			12.47	16.03
Uncertified Revenue from Works Contract				
			-	52.61
Other Receivables*				
			7.88	5.07
<b>TOTAL</b>			<b>26.10</b>	<b>86.08</b>

\* Includes Windmill income and Insurance claim receivable

(₹ in crores)

15	Cash and Cash Equivalents	As at 31 <sup>st</sup> March 2024	As at 31 <sup>st</sup> March 2023
	<b>Cash and Cash Equivalents</b>		
	Cash on Hand	0.18	8.04
	Cheques on Hand / Remittance in Transit	253.83	71.83
	<b>Balance with banks</b>		
	In Current Account	70.10	153.72
	In EEFC Account	13.56	19.04
	In Fixed Deposit Accounts with original maturity of 3 months or less	177.47	57.53
	<b>TOTAL</b>	<b>515.14</b>	<b>310.16</b>
	Cash and Cash Equivalents (as above)	515.14	310.16
	Cash Credits and Bank Overdrafts (refer Note 24)	(56.25)	(52.05)
	<b>Cash and Cash equivalents (as per Statement of Cash Flows)</b>	<b>458.89</b>	<b>258.11</b>

**16 Bank Balances other than Cash and Cash Equivalents above**

	As at 31 <sup>st</sup> March 2024	As at 31 <sup>st</sup> March 2023
<b>Balance with banks</b>		
In Escrow Account	0.14	0.05
<b>Other Bank Balance</b>		
In Fixed Deposit Accounts with original maturity of more than 3 months but upto 12 months *	15.82	13.80
<b>Earmarked Account</b>		
Dividend Payment Bank Account	2.19	2.64
<b>TOTAL</b>	<b>18.15</b>	<b>16.49</b>
* Includes Fixed Deposit under lien	0.11	0.14

**17 Inventories (at lower of cost and net realisable value)**

	As at 31 <sup>st</sup> March 2024	As at 31 <sup>st</sup> March 2023
Raw Material and Packing Material	598.94	871.16
Work-in-Progress	116.96	127.00
Finished Goods	507.70	569.29
Stock-in-Trade (acquired for trading)	182.87	237.39
Stores and Spares	8.43	12.24
<b>TOTAL</b>	<b>1,414.90</b>	<b>1,817.08</b>
<b>Included above Goods-in-Transit</b>		
Raw Material and Packing Material	33.51	78.86
Work-in-Progress	-	6.30
Finished Goods	9.37	83.67
Stock-in-Trade (acquired for trading)	9.15	19.12
<b>TOTAL</b>	<b>52.04</b>	<b>187.95</b>

- a. The cost of inventories recognised as an expense includes ₹ 24.19 crores in respect of write-downs of inventory to net realisable value (₹ 13.20 crores for the year ended 31<sup>st</sup> March 2023).
- b. The mode of valuation of inventories has been stated in Note 2.14.

**18 Income Tax Assets (net) - Non-Current**

	As at 31 <sup>st</sup> March 2024	As at 31 <sup>st</sup> March 2023
Advance Payment of Taxes (net of provisions)	147.76	148.44
<b>TOTAL</b>	<b>147.76</b>	<b>148.44</b>

(₹ in crores)

19	Current Tax Assets (net)	As at 31 <sup>st</sup> March 2024	As at 31 <sup>st</sup> March 2023
	Advance Payment of Taxes (net of provisions)	0.15	0.76
	<b>TOTAL</b>	<b>0.15</b>	<b>0.76</b>

**20 Other Non-Current Assets**

	As at 31 <sup>st</sup> March 2024	As at 31 <sup>st</sup> March 2023
<b>Unsecured, Considered good</b>		
Capital Advances	29.02	31.23
Prepaid Expenses	3.20	3.86
Balance with Government Authorities*	16.22	15.87
<b>TOTAL</b>	<b>48.44</b>	<b>50.96</b>

\* Includes amounts paid under protest against Excise Duty rebates / Sales Tax claims disputed by the Group (shown under contingent liabilities), GST receivable, etc.

**21A Other Current Assets**

	As at 31 <sup>st</sup> March 2024	As at 31 <sup>st</sup> March 2023
<b>Export Benefits receivable</b>		
Unsecured, Considered good	1.88	1.76
Unsecured, Significant increase in credit risk	2.74	0.26
	4.62	2.02
Less: Allowance for doubtful balances	(2.74)	(0.26)
	1.88	1.76
<b>Balances with Government Authorities*</b>		
Unsecured, Considered good	141.71	162.55
Unsecured, Significant increase in credit risk	0.09	0.09
	141.80	162.64
Less: Allowance for doubtful balances	(0.09)	(0.09)
	141.71	162.55
<b>Advances to vendors</b>		
Unsecured, Considered good	53.38	47.42
Unsecured, Significant increase in credit risk	0.01	0.01
	53.39	47.43
Less: Allowance for doubtful balances	(0.01)	(0.01)
	53.38	47.42
Uncertified Revenue from Works Contract**	57.85	-
Prepaid Expenses	24.73	25.43
<b>TOTAL</b>	<b>279.55</b>	<b>237.16</b>

\* Includes input tax credit for VAT / GST, etc.

\*\* During the year, with a view to refining the presentation of "Other Current Assets", the Group has reclassified Uncertified Revenue from Contract from "Other Financial Asset - Current" in Note 14 to "Other Current Asset" in above note. The Group has not reclassified comparative figures of Uncertified Revenue from Contract from "Other Financial Asset - Current" amounting to ₹ 52.61 crores as these are not considered material.

There are no non current and current receivable from Companies/firms where directors are directors/members/partners

**21B Assets held for sale**

Non-current assets or disposal groups comprising of assets and liabilities are classified as 'held for sale' when all the following criteria are met: (i) decision has been made to sell, (ii) the assets are available for immediate sale in its present condition, (iii) the assets are being actively marketed and (iv) sale has been agreed or is expected to be concluded within 12 months of the Balance Sheet date

Subsequently, such non-current assets and disposal groups classified as 'held for sale' are measured at the lower of its carrying value and fair value less costs to sell. Non-current assets held for sale are not depreciated or amortised.

	As at 31 <sup>st</sup> March 2024	As at 31 <sup>st</sup> March 2023
Plant and Equipments	3.41	-
<b>TOTAL</b>	<b>3.41</b>	<b>-</b>

(₹ in crores)

	As at 31 <sup>st</sup> March 2024	As at 31 <sup>st</sup> March 2023
<b>22 Equity Share Capital</b>		
<b>Authorised Capital:</b>		
99,00,00,000 Equity Shares of ₹ 1 each	99.00	99.00
(99,00,00,000 Equity Shares of ₹ 1 each as at 31 <sup>st</sup> March 2023)		
<b>TOTAL</b>	<b>99.00</b>	<b>99.00</b>
<b>Issued, Subscribed and Paid-up Capital:</b>		
50,86,09,340 Equity Shares of ₹ 1 each, fully paid up	50.86	50.83
(50,83,14,240 Equity Shares of ₹ 1 each as at 31 <sup>st</sup> March 2023)		
<b>TOTAL</b>	<b>50.86</b>	<b>50.83</b>

a. Reconciliation of the number of shares and amount outstanding at the beginning and at the end of the reporting period		
	Number of Shares	₹ in crores
<b>Balance as at 1<sup>st</sup> April 2022</b>	50,82,88,415	50.83
Shares issued during the year on exercise of options under Employee Stock Option Plan - 2016	25,825	0.00*
<b>Balance as at 31<sup>st</sup> March 2023</b>	50,83,14,240	50.83
Shares issued during the year on exercise of options under Employee Stock Option Plan - 2016	2,95,100	0.03
<b>Balance as at 31<sup>st</sup> March 2024</b>	<b>50,86,09,340</b>	<b>50.86</b>

\* Amount less than ₹ 50,000

b. Terms/ Rights attached to equity shares	
The Company has a single class of equity shares having a par value of ₹ 1 per share. Each holder of equity shares is entitled to one vote per share. The Company declares and pays dividend in Indian rupees. The final dividend proposed by the Board of Directors is subject to the approval of the shareholders in the ensuing Annual General Meeting.	
In the event of liquidation, the equity shareholders are eligible to receive the remaining assets of the Company after distribution of all preferential amounts, in the proportion of their shareholding.	
The Board of Directors at its meeting held on 7 <sup>th</sup> May 2024 declared a final dividend of ₹ 16.00 per equity share of ₹ 1 each amounting to ₹ 813.77 crores subject to approval of the shareholders at the ensuing Annual General Meeting.	
During the year ended 31 <sup>st</sup> March 2024, the Company has paid Final Dividend of ₹ 11.00 per equity share of ₹ 1 each for the financial year 2022-23 declared on 8 <sup>th</sup> May 2023.	

c. Details of shareholders holding more than 5% shares in the Company:				
	As at 31 <sup>st</sup> March 2024		As at 31 <sup>st</sup> March 2023	
	Number of Shares held	% of Holding	Number of Shares held	% of Holding
Shri Madhukar Balvantray Parekh	5,15,51,286	10.14	5,15,51,286	10.14
Shri Narendrakumar Kalyanji Parekh	5,42,73,688	10.68	5,42,73,688	10.68
Shri Ajay Balvantray Parekh	4,74,33,489	9.33	4,74,33,489	9.33
Devkalyan Sales Pvt Ltd	2,62,24,280	5.16	2,62,24,280	5.16
Mrudula Sushilkumar Parekh	4,05,25,693	7.97	4,05,25,693	7.97

d. Equity Shares reserved for issuance under Employee Stock Option Scheme/Plan: (refer Note 49)			
	As at 31 <sup>st</sup> March 2024	As at 31 <sup>st</sup> March 2023	
	Number of Shares	Number of Shares	
Equity Shares of ₹ 1 each under Employee Stock Option Scheme-2012	34,200	34,200	
Equity Shares of ₹ 1 each under Employee Stock Option Plan-2016	32,80,490	37,41,230	

e. Shares held by promoters as defined in the Companies Act, 2013 at the end of the year					
Promoters Name	As at 31 <sup>st</sup> March 2024		As at 31 <sup>st</sup> March 2023		% change during the year
	Number of Shares held	% of Holding	Number of Shares held	% of Holding	
Narendrakumar Kalyanji Parekh	5,42,73,688	10.68	5,42,73,688	10.68	0.00
Madhukar Balvantray Parekh	5,15,51,286	10.14	5,15,51,286	10.14	0.00
Ajay Balvantray Parekh	4,74,33,489	9.33	4,74,33,489	9.33	0.00
Mrudula Sushilkumar Parekh	4,05,25,693	7.97	4,05,25,693	7.97	0.00
Kalpana Apurva Parekh	65,77,079	1.29	65,77,079	1.29	0.00
Mala Madhukar Parekh	1,00,55,600	1.98	64,98,618	1.28	0.70
Darshana Bimal Mody	57,41,535	1.13	57,41,535	1.13	0.00
Ami Ajay Parekh	55,50,120	1.09	55,50,120	1.09	0.00
Jasna Raoul Thackersey	36,00,000	0.71	35,76,765	0.70	0.01
Harish Himatlal Parekh	33,13,443	0.65	33,13,443	0.65	0.00
Rashmikant Himatlal Parekh	32,18,570	0.63	32,47,570	0.64	(0.01)
Apurva Narendrakumar Parekh	30,76,918	0.60	30,76,918	0.61	(0.01)
Neerav A Parekh	26,58,727	0.52	27,25,476	0.54	(0.02)
Amrita Ajay Parekh	19,47,130	0.38	19,47,130	0.38	0.00
Bharati Narendrakumar Parekh	17,72,323	0.35	17,72,323	0.35	0.00
Parul Harish Parekh	14,20,074	0.28	14,20,074	0.28	0.00
Kamalini Rashmikant Parekh	10,93,455	0.21	11,06,055	0.22	(0.01)
Harshada Harvadan Vakil	8,20,359	0.16	7,85,929	0.15	0.01
Purvee Apurva Parekh	7,93,299	0.16	7,93,299	0.16	0.00
Panna Deepak Sanghavi	6,55,391	0.13	6,62,391	0.13	0.00
Malay Rashmikant Parekh	4,08,686	0.08	4,21,286	0.08	0.00
Anuja Ankur Shah	2,53,670	0.05	2,53,670	0.05	0.00
Jimeet D Sanghavi	1,00,000	0.02	1,00,000	0.02	0.00
Urvi Malay Parekh	50,663	0.01	50,663	0.01	0.00
Harvadan Manilal Vakil	-	-	41,430	0.01	(0.01)
Ishita Rajiv Amersey	36,00,000	0.71	36,00,000	0.71	0.00
Maithili Apurva Parekh	20,44,681	0.40	27,59,598	0.54	(0.14)
Hetal Nandan Valia	22,334	0.00*	19,334	0.00*	0.00
Lakshmi Bimal Shah	21,500	0.00*	18,500	0.00*	0.00
Isha Nandan Valia	5,000	0.00*	4,000	0.00*	0.00
Prakash Shah (Trustee of SANMP Private Beneficiary Trust)	82,00,000	1.61	82,00,000	1.61	0.00
Apurva Parekh (Trustee of NKP Family Trust)	40,00,000	0.79	40,00,000	0.79	0.00
Prakash Dharshibhai Shah (Trustee of I M Family Trust)	-	-	35,80,217	0.70	(0.70)
Ajay Balvantray Parekh (Trustee of Ruchi India Trust)	11,480	0.00*	19,11,480	0.38	(0.38)
Malay Rashmikant Parekh (Trustee of Anuja Family Trust)	25,000	0.00*	25,000	0.00*	0.00
Malay Rashmikant Parekh (Trustee of Malay Family Trust)	12,500	0.00*	12,500	0.00*	0.00
Devkalyan Sales Pvt Ltd	2,62,24,280	5.16	2,62,24,280	5.16	0.00
Ishijas Chemicals Pvt Ltd	2,49,62,038	4.91	2,49,62,038	4.91	0.00
Harton Pvt Ltd	1,23,57,634	2.43	1,23,57,634	2.43	0.00
The Vacuum Forming Company Pvt Ltd	1,14,62,186	2.25	1,14,62,186	2.25	0.00
Pidichem Pvt Ltd	87,83,916	1.73	87,83,916	1.73	0.00
Parkem Dyes & Chemicals Pvt Ltd	14,36,510	0.28	14,36,510	0.28	0.00
Kalva Marketing And Services Ltd	13,82,628	0.27	13,82,628	0.27	0.00
Parekh Marketing Ltd	8,56,700	0.17	8,56,700	0.17	0.00
Trivenikalyan Trading Pvt Ltd	4,63,040	0.09	4,63,040	0.09	0.00
Radha Singh	2,00,000	0.04	-	-	0.04
Shivan Singh	2,00,000	0.04	-	-	0.04
Ruchi Sushilkumar Parekh	17,00,000	0.33	-	-	0.33
<b>TOTAL</b>	<b>35,48,62,625</b>		<b>35,55,05,491</b>		

\* denoted percentage less than 0.01



Promoters Name	As at 31 <sup>st</sup> March 2023		As at 31 <sup>st</sup> March 2022		% change during the year
	Number of Shares held	% of Holding	Number of Shares held	% of Holding	
Narendrakumar Kalyanji Parekh	5,42,73,688	10.68	5,42,73,688	10.68	0.00
Madhukar Balvantray Parekh	5,15,51,286	10.14	5,15,51,286	10.14	0.00
Ajay Balvantray Parekh	4,74,33,489	9.33	4,74,33,489	9.33	0.00
Mrudula Sushilkumar Parekh	4,05,25,693	7.97	4,05,25,693	7.97	0.00
Kalpana Apurva Parekh	65,77,079	1.29	65,77,079	1.29	0.00
Mala Madhukar Parekh	64,98,618	1.28	64,98,618	1.28	0.00
Darshana Bimal Mody	57,41,535	1.13	57,41,535	1.13	0.00
Ami Ajay Parekh	55,50,120	1.09	55,50,120	1.09	0.00
Jasna Raoul Thackersey	35,76,765	0.70	35,76,765	0.70	0.00
Harish Himatlal Parekh	33,13,443	0.65	33,13,443	0.65	0.00
Rashmikant Himatlal Parekh	32,47,570	0.64	32,47,570	0.64	0.00
Apurva Narendrakumar Parekh	30,76,918	0.61	30,76,918	0.61	0.00
Neerav A Parekh	27,25,476	0.54	27,25,476	0.54	0.00
Amrita Ajay Parekh	19,47,130	0.38	19,47,130	0.38	0.00
Bharati Narendrakumar Parekh	17,72,323	0.35	17,72,323	0.35	0.00
Parul Harish Parekh	14,20,074	0.28	14,20,074	0.28	0.00
Kamalini Rashmikant Parekh	11,06,055	0.22	11,06,055	0.22	0.00
Harshada Harvadan Vakil	7,85,929	0.15	7,97,429	0.16	(0.01)
Purvee Apurva Parekh	7,93,299	0.16	7,93,299	0.16	0.00
Panna Deepak Sanghavi	6,62,391	0.13	6,62,391	0.13	0.00
Malay Rashmikant Parekh	4,21,286	0.08	4,21,286	0.08	0.00
Anuja Ankur Shah	2,53,670	0.05	2,53,670	0.05	0.00
Jimeet D Sanghavi	1,00,000	0.02	1,00,000	0.02	0.00
Urvi Malay Parekh	50,663	0.01	50,663	0.01	0.00
Harvadan Manilal Vakil	41,430	0.01	41,430	0.01	0.00
Ishita Rajiv Amersey	36,00,000	0.71	36,00,000	0.71	0.00
Maithili Apurva Parekh	27,59,598	0.54	27,59,598	0.54	0.00
Hetal Nandan Valia	19,334	0.00*	-	-	Not applicable
Lakshmi Bimal Shah	18,500	0.00*	-	-	Not applicable
Isha Nandan Valia	4,000	0.00*	-	-	Not applicable
Prakash Shah (Trustee of SANMP Private Beneficiary Trust)	82,00,000	1.61	82,00,000	1.61	0.00
Apurva Parekh (Trustee of NKP Family Trust)	40,00,000	0.79	40,00,000	0.79	0.00
Prakash Dharshibhai Shah (Trustee of I M Family Trust)	35,80,217	0.70	35,80,217	0.70	0.00
Ajay Balvantray Parekh (Trustee of Ruchi India Trust)	19,11,480	0.38	19,47,480	0.38	0.00
Malay Rashmikant Parekh (Trustee of Anuja Family Trust)	25,000	0.00*	25,000	0.00*	0.00
Malay Rashmikant Parekh (Trustee of Malay Family Trust)	12,500	0.00*	12,500	0.00*	0.00
Devkalyan Sales Pvt Ltd	2,62,24,280	5.16	2,62,24,280	5.16	0.00
Ishijas Chemicals Pvt Ltd	2,49,62,038	4.91	2,49,62,038	4.91	0.00
Harton Pvt Ltd	1,23,57,634	2.43	1,23,57,634	2.43	0.00
The Vacuum Forming Company Pvt Ltd	1,14,62,186	2.25	1,14,62,186	2.26	(0.01)
Pidichem Pvt Ltd	87,83,916	1.73	87,83,916	1.73	0.00
Parkem Dyes & Chemicals Pvt Ltd	14,36,510	0.28	14,36,510	0.28	0.00
Kalva Marketing And Services Ltd	13,82,628	0.27	13,82,628	0.27	0.00
Parekh Marketing Ltd	8,56,700	0.17	8,56,700	0.17	0.00
Trivenikalyan Trading Pvt Ltd	4,63,040	0.09	4,63,040	0.09	0.00
<b>TOTAL</b>	<b>35,55,05,491</b>		<b>35,55,11,157</b>		

\* denoted percentage less than 0.01

(₹ in crores)

23	Other Equity	As at 31 <sup>st</sup> March 2024	As at 31 <sup>st</sup> March 2023
	Capital Reserve	0.34	0.34
	Securities Premium	92.91	50.05
	Capital Redemption Reserve	0.50	0.50
	Cash Subsidy Reserve	0.95	0.95
	Legal Reserve	0.29	0.29
	State Investment Reserve	0.15	0.15
	Share Options Outstanding Account	9.85	43.64
	Foreign Currency Translation Reserve	100.08	22.23
	General Reserve	1,335.38	1,335.38
	Retained Earnings	6,815.85	5,707.92
	<b>TOTAL</b>	<b>8,356.30</b>	<b>7,161.45</b>
<b>23.1</b>	<b>Capital Reserve</b>		
	Capital Reserve represents excess of net assets acquired in past amalgamation. It is not available for the distribution to shareholders as dividend.		
<b>23.2</b>	<b>Securities Premium</b>		
	Securities Premium is created when shares are issued at premium. The Group may issue fully paid-up bonus shares to its members out of the Securities Premium, and Group can use this reserve for buy-back of shares. This reserve is utilised in accordance with the provisions of the Companies Act, 2013.		
<b>23.3</b>	<b>Capital Redemption Reserve</b>		
	The Group has recognised Capital Redemption Reserve on buy-back of equity shares from its General Reserve. The amount in Capital Redemption Reserve is equal to the nominal amount of equity shares bought back. The reserve can be utilised in accordance with the provisions of the Companies Act, 2013.		
<b>23.4</b>	<b>Cash Subsidy Reserve</b>		
	Cash Subsidy Reserve represents subsidies received from state governments. It is not available for the distribution to shareholders as dividend.		
<b>23.5</b>	<b>Legal Reserve</b>		
	According to Thai Civil and Commercial Code, Thai subsidiary of the Group is required to set aside to a statutory reserve an amount equal to at least five percent of its net profit each time the Group pays out a dividend, until such reserve reaches ten percent of its registered share capital. The statutory reserve cannot be used for dividend payment. At present, the statutory reserve has fully been set aside.		
<b>23.6</b>	<b>State Investment Reserve</b>		
	State Investment Reserve represents subsidies received by Hybrid Coatings (a subsidiary of the Company) from state government for capital investment. It is not available for the distribution to shareholders as dividend.		
<b>23.7</b>	<b>Share Options Outstanding Account</b>		
	Share Options Outstanding Account relates to share options granted by the Parent Company to its employees under its employee share option plan. Further information about share-based payments to employees is set out in Note 49.		
<b>23.8</b>	<b>Foreign Currency Translation Reserve</b>		
	Foreign Currency Translation Reserve arises as a result of translating the financial statement items from the functional currency into the Group's presentational currency i.e. Indian Rupee.		
<b>23.9</b>	<b>General Reserve</b>		
	General Reserve is created by a transfer from one component of equity to another and is not an item of Other Comprehensive Income. The same can be utilised by the Group in accordance with the provisions of the Companies Act, 2013.		
<b>23.10</b>	<b>Retained Earnings</b>		
	The amount that can be distributed by the Parent Company as dividend to its equity shareholders is determined based on the separate financial statements of the Group and also considering requirements of the Companies Act, 2013.		

(₹ in crores)

24 Borrowings - Current		As at 31 <sup>st</sup> March 2024	As at 31 <sup>st</sup> March 2023
<b>Secured - at amortised cost</b>			
1) Loans repayable on demand from banks			
i) Working Capital Demand Loan	55.50	89.78	
ii) Bank Overdraft	47.62	20.54	
2) Amount due on factoring from NBFC	3.27	4.51	
<b>Unsecured - at amortised cost</b>			
1) Loans repayable on demand from banks			
i) Working Capital Demand Loan	-	5.45	
ii) Bank Overdraft	8.63	31.51	
2) Short Term Loans from Banks - Buyer's Credit	16.13	11.47	
<b>TOTAL</b>	<b>131.15</b>	<b>163.26</b>	
<b>Secured</b>			
1) i) Secured working capital demand loan for domestic subsidiaries carries interest rate of <b>9.00%</b> p.a. (8.00% p.a. as at 31 <sup>st</sup> March 2023) payable within 90 days.			
ii) Secured bank overdraft for domestic subsidiaries carries interest rate of <b>8.80%</b> p.a. (8.70% p.a. as at 31 <sup>st</sup> March 2023) and for international subsidiaries at 18.00% p.a. and One month EIBOR (for AED) and one month term SOFR (for USD) Plus 1.5% p.a. (10.42% p.a. as at 31 <sup>st</sup> March 2023). It is secured by way of charge to receivables, other assets, inventory of respective subsidiary and guarantee given by the Parent Company.			
2) Secured amount due on factoring for domestic subsidiaries carries interest rate (including factoring cost) of <b>8.00% to 12.00%</b> p.a. (8.35% to 12.00% p.a. as at 31 <sup>st</sup> March 2023). It is secured by a charge against certain trade receivables.			
<b>Unsecured</b>			
1) i) Unsecured working capital demand loan for Domestic subsidiaries carries interest rate of 9%. (Previous year Domestic subsidiaries at relevant benchmark rate plus applicable spread p.a. and for international subsidiaries at 4.62% p.a. + CDI as at 31 <sup>st</sup> March 2023).			
ii) Unsecured bank overdraft for international subsidiaries carries interest rate of 11% p.a. (One month EIBOR & one month SOFR + Plus 1.5% p.a. as at 31 <sup>st</sup> March 2023).			

(₹ in crores)

25 Trade Payables		As at 31 <sup>st</sup> March 2024	As at 31 <sup>st</sup> March 2023
<b>Trade Payables</b>			
i) Total outstanding dues of micro enterprises and small enterprises	94.28	76.56	
ii) Total outstanding dues of creditors other than micro enterprises and small enterprises	1,053.32	987.03	
<b>TOTAL</b>	<b>1,147.60</b>	<b>1,063.59</b>	

(₹ in crores)

Trade Payable ageing schedule:						
	Not Due	Less than 1 year	1-2 years	2-3 years	More Than 3 years	TOTAL
(i) Micro enterprises and small enterprises (MSME)	93.59	0.68	-	-	-	94.28
	(75.65)	(0.91)	(-)	(-)	(-)	(76.56)
(ii) Others	828.05	58.27	9.58	1.08	2.04	899.02
	(668.11)	(87.56)	(9.86)	(1.59)	(1.35)	(768.47)
(iii) Disputed Dues - MSME	-	-	-	-	-	-
	-	-	-	-	-	-
(vi) Disputed Dues - Others	-	-	-	-	-	-
	-	-	-	-	-	-
(v) Unbilled Dues	-	-	-	-	-	-
	-	-	-	-	-	-
<b>TOTAL</b>	<b>921.64</b>	<b>58.95</b>	<b>9.58</b>	<b>1.08</b>	<b>2.04</b>	<b>993.30</b>
	(743.76)	(88.47)	(9.86)	(1.59)	(1.35)	(845.03)
						<b>154.30</b>
						(218.56)
<b>Accrued Expenses</b>						<b>1,147.60</b>
						(1,063.59)

Figures in brackets () represents previous year

26 Other Financial Liabilities - Non-Current		As at 31 <sup>st</sup> March 2024	As at 31 <sup>st</sup> March 2023
Contingent consideration payable	3.00	-	
Retention money payable	1.42	14.45	
<b>TOTAL</b>	<b>4.42</b>	<b>14.45</b>	

27 Other Financial Liabilities - Current		As at 31 <sup>st</sup> March 2024	As at 31 <sup>st</sup> March 2023
Unclaimed Dividend	2.19	2.64	
Amount payable towards BTA (refer Note 45)	-	2.87	
Liability for purchase of investment	4.00	4.00	
Payable on purchase of assets	3.69	4.08	
Trade/ Security Deposit received	233.25	197.35	
Liabilities for expenses	700.24	672.32	
Derivative liabilities towards foreign exchange forward contracts	0.09	0.60	
Retention money payable	36.93	21.61	
Employees related liabilities (refer Note a below)	131.24	32.59	
<b>TOTAL</b>	<b>1,111.63</b>	<b>938.06</b>	

- a Based on the legal opinion obtained, the Parent Company has not deposited unpaid dividend aggregating to ₹ 0.03 crores for the past periods, in respect of equity shares where there are disputes in respect of their ownership, to the Investor Education and Protection Fund.
- b During the year, with a view to refining the presentation of Other Financial Liabilities - Current, the Group has reclassified certain employee related liabilities from "Liabilities for expenses" to Employee related liabilities in Note 27. The Group has not reclassified comparative figures of employee related liabilities from "Liabilities for expenses" amounting to ₹ 61.54 crores as these are not considered material.

(₹ in crores)

28	Provisions - Non-Current	As at 31 <sup>st</sup> March 2024	As at 31 <sup>st</sup> March 2023
<b>Provision for Employee Benefits</b>			
	Gratuity (net) (refer Note 51)	7.37	11.86
	Compensated Absences	65.01	60.97
	Anniversary Awards	3.31	3.06
	Premature Death Pension Scheme	13.53	2.37
	Total Disability Pension Scheme	0.57	0.47
	Other Retirement Benefits	8.94	1.34
	Others (refer Note 56)	-	0.18
	<b>TOTAL</b>	<b>98.73</b>	<b>80.25</b>

29	Provisions - Current	As at 31 <sup>st</sup> March 2024	As at 31 <sup>st</sup> March 2023
<b>Provision for Employee Benefits</b>			
	Gratuity (net) (refer Note 51)	35.75	14.69
	Compensated Absences	20.50	17.31
	Anniversary Awards	0.65	0.53
	Premature Death Pension Scheme	2.92	0.01
	Total Disability Pension Scheme	0.04	0.08
	Provision for warranty expenses (refer Note 56)	2.65	2.36
	Other Provisions (Refer note 56)	133.65	-
	<b>TOTAL</b>	<b>196.16</b>	<b>34.98</b>

30	Other Current Liabilities	As at 31 <sup>st</sup> March 2024	As at 31 <sup>st</sup> March 2023
	Statutory remittances (including GST, provident fund, tax deducted at source and others)	96.27	84.78
	Advance from customers	27.86	28.49
	Other liabilities	1.15	1.92
	<b>TOTAL</b>	<b>125.28</b>	<b>115.19</b>

31	Current Tax Liabilities (net)	As at 31 <sup>st</sup> March 2024	As at 31 <sup>st</sup> March 2023
	Provision for Tax (net of Advance Tax)	28.27	43.82
	<b>TOTAL</b>	<b>28.27</b>	<b>43.82</b>

(₹ in crores)

32	Revenue from Operations	For the year ended 31 <sup>st</sup> March 2024	For the year ended 31 <sup>st</sup> March 2023
<b>Revenue from Operations*</b>			
	Sale of Products	12,023.98	11,469.26
	Sale of Services	313.09	282.36
	<b>TOTAL (A)</b>	<b>12,337.07</b>	<b>11,751.62</b>
<b>Other Operating Revenue</b>			
	Scrap Sales	22.88	21.97
	Export Incentives	13.45	13.26
	GST Refund	2.95	6.49
	Others	6.64	5.76
	<b>TOTAL (B)</b>	<b>45.92</b>	<b>47.48</b>
	<b>TOTAL (A+B)</b>	<b>12,382.99</b>	<b>11,799.10</b>

\* The Group disaggregated revenues from contracts with customers by customer type and by geography. The Group believes that this disaggregation best depicts how the nature, amount, timing and uncertainty of its revenues and cash flows are affected by industry, market and other economic factors. For geographywise and customerwise breakup of revenue, refer Note 48.

Further, the Group derives its revenue from the transfer of goods at a point in time for its major service lines. This is consistent with the revenue information that is disclosed for each reportable segment under Ind AS 108 'Operating Segment'.

**Reconciliation of revenue recognised with the contracted price is as follows (Sale of Products):**

	For the year ended 31 <sup>st</sup> March 2024	For the year ended 31 <sup>st</sup> March 2023
Contracted Price	13,711.34	12,766.84
Reduction towards variable consideration components*	(1,687.36)	(1,297.58)
<b>Revenue Recognised from Sale of Products (A)</b>	<b>12,023.98</b>	<b>11,469.26</b>

\* The reduction towards variable consideration includes discounts, rebates, incentives, promotional couponing and schemes.

<b>Revenue recognised from sale of services</b>			
	For the year ended 31 <sup>st</sup> March 2024	For the year ended 31 <sup>st</sup> March 2023	
Certified Revenue from Works Contract	308.77	285.77	
Uncertified Revenue from Works Contract			
At end of the year	57.01	52.69	
At beginning of the year	52.69	56.10	
<b>TOTAL (B)</b>	<b>4.32</b>	<b>(3.41)</b>	
<b>Revenue Recognised from Sale of Services (B)</b>	<b>313.09</b>	<b>282.36</b>	
<b>TOTAL (A+B)</b>	<b>12,337.07</b>	<b>11,751.62</b>	

Note: Sale of services consists of services to Residential, Industrial and Commercial sectors.



(₹ in crores)

33 Other Income	For the year ended 31 <sup>st</sup> March 2024	For the year ended 31 <sup>st</sup> March 2023
<b>Interest on:</b>		
Bank Deposit (at amortised cost)	9.30	2.81
Overdue Trade Receivables	0.61	0.86
Income Tax Refund	0.03	2.63
Others	2.16	1.33
<b>Dividend on:</b>		
Investments in Preference Shares (at FVTPL)	0.33	1.21
<b>Other Non-Operating Income:</b>		
Windmill Income	3.14	2.99
Insurance claim received	6.67	1.41
Liabilities no longer required written back	5.19	0.39
Rental Income from Leases	2.19	1.49
Net gain arising on financial assets designated as at FVTPL	86.99	18.89
Profit on Sale of Assets (net)	-	2.27
Gain on Sale of Investments (net)	4.21	-
Miscellaneous Income	18.83	13.33
<b>TOTAL</b>	<b>139.65</b>	<b>49.61</b>

34 Cost of Materials Consumed	For the year ended 31 <sup>st</sup> March 2024	For the year ended 31 <sup>st</sup> March 2023
Inventory at the beginning of the year	871.16	812.71
Add : Purchases	4,830.34	6,017.12
	5,701.50	6,829.83
Less : Inventory at the end of the year	598.94	871.16
<b>TOTAL</b>	<b>5,102.56</b>	<b>5,958.67</b>

35 Change in Inventories of Finished Goods, Stock-in-Trade and Work-in-Progress	For the year ended 31 <sup>st</sup> March 2024	For the year ended 31 <sup>st</sup> March 2023
<b>Inventories at the end of the year</b>		
Stock-in-Trade	182.87	237.36
Work-in-Progress	116.96	127.00
Finished Goods	507.70	569.29
<b>Total (A)</b>	<b>807.53</b>	<b>933.65</b>
<b>Inventories at the beginning of the year</b>		
Stock-in-Trade	237.36	197.91
Work-in-Progress	127.00	134.23
Finished Goods	569.29	539.79
<b>Total (B)</b>	<b>933.65</b>	<b>871.93</b>
<b>TOTAL (B-A)</b>	<b>126.12</b>	<b>(61.72)</b>

(₹ in crores)

36 Employee Benefits Expense	For the year ended 31 <sup>st</sup> March 2024	For the year ended 31 <sup>st</sup> March 2023
Salaries and Wages	1,311.26	1,116.60
Contribution to Provident and Other Funds (refer Note 51)	88.61	74.74
Share-based Payments to Employees (refer Note 49)	9.07	14.13
Staff Welfare Expenses	56.13	40.16
<b>TOTAL</b>	<b>1,465.07</b>	<b>1,245.63</b>

37 Finance Costs	For the year ended 31 <sup>st</sup> March 2024	For the year ended 31 <sup>st</sup> March 2023
<b>Interest expense on:</b>		
Borrowings	17.93	24.20
Lease Liability (refer Note 55)	17.54	13.10
Dealer Deposits & others	15.72	10.34
<b>TOTAL</b>	<b>51.19</b>	<b>47.64</b>

38 Depreciation and Amortisation Expense	For the year ended 31 <sup>st</sup> March 2024	For the year ended 31 <sup>st</sup> March 2023
Depreciation on Property, Plant and Equipment (refer Note 4)	217.40	177.67
Depreciation on Right of Use of Assets (refer Note 5 and Note 55)	66.21	52.53
Amortisation of Other Intangible Assets (refer Note 6)	36.69	39.54
Impairment in value of Asset held for Sale (refer Note 57)	20.36	-
<b>TOTAL</b>	<b>340.66</b>	<b>269.74</b>

(₹ in crores)

39 Other Expenses		For the year ended 31 <sup>st</sup> March 2024	For the year ended 31 <sup>st</sup> March 2023
Consumption of Stores and Spares		63.52	56.92
Clearing and Forwarding Charges		473.38	428.33
Power and Fuel		101.33	91.35
Contract Labour		191.60	150.53
Water Charges		5.59	5.69
Rent (refer Note 55)		45.43	36.44
Rates and Taxes		19.69	16.85
Insurance		33.25	28.13
License Fees		2.57	1.92
Repairs :			
Buildings	13.09		13.01
Plant and Equipment	30.20		27.54
Others	25.43		23.16
		68.72	63.71
Directors' Fees		0.90	0.62
Advertisement and Publicity		460.46	280.28
Legal, Professional and Consultancy Fees		101.36	69.53
Communication Expenses		12.33	10.24
Printing and Stationery		6.92	6.26
Travelling and Conveyance Expenses		153.35	130.31
Bad Debts		4.01	1.43
Provision for Doubtful Debts		2.95	6.91
Processing and Packing Charges		131.00	115.48
Sales Commission		14.66	13.24
Payments to Auditor (refer Note a)		2.80	3.03
Donations		0.98	1.58
Commission To Non Executive Directors		3.22	2.22
Corporate Social Responsibility Expenses		33.74	31.73
Computer and Software Expenses		88.99	58.71
Loss on Fixed Assets Sold / Discarded (net)		5.23	1.72
Net Loss on Foreign Currency Transactions and Translation		6.51	34.23
Miscellaneous Expenses		182.14	162.31
<b>TOTAL</b>		<b>2,216.63</b>	<b>1,809.70</b>
<b>a. Details of Payments to Auditors of Parent and Subsidiaries (net of taxes)</b>			
a) Statutory audit fees*		2.43	2.37
b) Tax audit fees		0.13	0.04
c) Other Services		0.22	0.60
d) Reimbursement of Expenses		0.02	0.02
<b>TOTAL</b>		<b>2.80</b>	<b>3.03</b>
* includes audit fees of predecessor auditor of ₹ 0.10 crores (₹ NIL for the year ended 31 <sup>st</sup> March 2023)			
<b>40 Exceptional Items</b>			
		For the year ended 31 <sup>st</sup> March 2024	For the year ended 31 <sup>st</sup> March 2023
Loss on sale of Investment in a subsidiary (refer Note 52)		71.67	-
<b>TOTAL</b>		<b>71.67</b>	<b>-</b>

41 Associates and Joint Ventures				
<b>A. (i) Individually immaterial associates</b>				
The Group has interests in the following individually immaterial associates that are accounted for using the equity method:				
Name of Associate	Principal activity	Place of incorporation and principal place of business	Proportion of ownership interest/ voting rights held by the Group	Proportion of ownership interest/ voting rights held by the Group
Vinyl Chemicals (India) Ltd	Trading in chemicals	India	40.64%	40.64%
Aapkapainter Solutions Private Limited	Painting and Waterproofing Solutions	India	47.67%	47.67%
Kaarwan Eduventures Private Limited	Architecture, Interior and General Designing	India	28.88%	28.88%
Climacrew Private Limited	Supply of seaweed and seaweed products	India	33.33%	33.33%
Buildnext Construction Solutions Pvt Ltd	End to end home construction	India	27.61%	24.13%
Finemake Technologies Private Limited	Supplier of modular furniture mostly for kitchen & wardrobe, along with design services.	India	36.45%	32.20%
Constrobot Robotics Pvt Ltd (w.e.f. 27 <sup>th</sup> May 2023)	Research & Development, Manufacturing and Trade of Robotic Equipment and related software for Construction	India	29.81%	-
(₹ in crores)				
<b>(ii) Financial information in respect of Associates</b>				
			For the year ended 31 <sup>st</sup> March 2024	For the year ended 31 <sup>st</sup> March 2023
Aggregate carrying amount of individually immaterial associates and joint venture			104.97	95.02
Aggregate amounts of the Group's share of (loss) / profit (net)			(2.52)	6.64
Aggregate amounts of the Group's share of Other Comprehensive Income			-	0.01
<b>Group's share of Total Comprehensive Income</b>			<b>(2.52)</b>	<b>6.65</b>
<b>B. (i) Details of Joint Venture</b>				
Name of Joint Venture	Principal activity	Place of incorporation and principal place of business	Proportion of ownership interest/ voting rights held by the Group	
			As at 31 <sup>st</sup> March 2024	As at 31 <sup>st</sup> March 2023
PidilitePuma MEA Chemical LLC (w.e.f. 2 <sup>nd</sup> October 2023)	Construction Chemicals Manufacturing	United Arab Emirates	50.00%	-
(₹ in crores)				
<b>(ii) Financial information in respect of Joint Venture</b>				
Particulars			For the year ended 31 <sup>st</sup> March 2024	For the year ended 31 <sup>st</sup> March 2023
Group's share of profit / (loss)			(1.53)	-
Group's share of Other Comprehensive Income			-	-
<b>Group's share of Total Comprehensive Income</b>			<b>(1.53)</b>	<b>-</b>

42 Entities having material non-controlling interests:			
Non-wholly owned subsidiaries of the Group that have non-controlling interests:			
Name of subsidiaries	Place of incorporation and principal place of business	Proportion of ownership interests and voting rights held by non-controlling interests	
		As at 31 <sup>st</sup> March 2024	As at 31 <sup>st</sup> March 2023
Nina Percept Pvt Ltd	India	-	25%
ICA Pidilite Pvt Ltd	India	50%	50%
Pagel Concrete Technologies Pvt Ltd	India	20%	20%
Building Envelope Systems India Pvt Ltd	India	40%	40%
Bamco Supply and Services Ltd	Thailand	51%	51%
Pidilite Lanka (Pvt) Ltd	Sri Lanka	24%	24%
Pidilite East Africa Ltd	Kenya	45%	45%
Pidilite Grupo Puma Manufacturing Ltd	India	50%	50%
Pidilite Litokol Pvt Ltd	India	40%	40%
Tenax Pidilite India Pvt Ltd	India	30%	30%

(₹ in crores)

Name of subsidiaries	Profit / (Loss) allocated to non-controlling interests		Other Comprehensive Income		Accumulated non-controlling interest	
	As at 31 <sup>st</sup> March 2024	As at 31 <sup>st</sup> March 2023	As at 31 <sup>st</sup> March 2024	As at 31 <sup>st</sup> March 2023	As at 31 <sup>st</sup> March 2024	As at 31 <sup>st</sup> March 2023
ICA Pidilite Pvt Ltd	20.92	16.33	(0.39)	(0.11)	121.44	132.22
Pidilite Grupo Puma Manufacturing Ltd	(8.58)	(2.66)	0.03	-	24.24	20.57
Individually immaterial subsidiaries with non-controlling interests	5.70	1.95	(0.24)	3.09	64.17	80.85
<b>TOTAL</b>	<b>18.04</b>	<b>15.62</b>	<b>(0.60)</b>	<b>2.98</b>	<b>209.85</b>	<b>233.64</b>

## Summarised financial information in respect of the Group's subsidiaries that has material non-controlling interest

Name of subsidiaries	ICA Pidilite Pvt Ltd		Pidilite Grupo Puma Manufacturing Ltd	
	As at 31 <sup>st</sup> March 2024	As at 31 <sup>st</sup> March 2023	As at 31 <sup>st</sup> March 2024	As at 31 <sup>st</sup> March 2023
Current Assets	238.26	221.69	19.95	20.97
Non-Current Assets	139.17	149.85	50.67	36.41
Current Liability	115.04	87.13	20.33	14.56
Non-Current Liability	19.52	19.98	1.31	1.65
Opening cash and cash equivalents	6.77	26.01	0.71	11.17
Closing cash and cash equivalents	7.85	6.77	0.03	0.71
Total Revenue	397.37	355.31	2.16	0.55
Total Expenses	341.58	311.63	24.25	5.84

(₹ in crores)

43 Contingent Liabilities and Commitments		
	As at 31 <sup>st</sup> March 2024	As at 31 <sup>st</sup> March 2023
<b>A) Contingent liabilities not provided for:</b>		
1. Claims against the Group not acknowledged as debts comprises of:		
a) Income Tax demand against the Group not provided for and relating to issues of deduction and allowances in respect of which the Group is in appeal	253.62	139.06
b) Excise Duty and Service Tax claims disputed by the Group relating to issues of classifications	22.41	57.94
c) Sales Tax (VAT, LBT, Entry Tax and GST) claims disputed by the Group relating to issues of declaration forms and classifications	132.86	179.60
d) Other Matters (relating to disputed Electricity charges, open access charges, etc.)	5.02	5.05
2. Guarantees given by Banks on behalf of the Group*	6.47	45.98
* Guarantees given are for business purpose.		
Note: The Group has reviewed all its pending litigations and proceedings and has adequately provided for where provisions are required and disclosed as contingent liabilities where applicable, in its consolidated financial statements		
3. Indemnity given towards disposal of subsidiary	20.91	-
<b>B) Commitments:</b>		
a) Estimated amount of contracts, net of advances, remaining to be executed on Property, Plant and Equipment, investments and not provided for	167.57	215.70
b) For other commitments, refer Note 50 (E) Financial instruments and 55 Leases.		

## 44 Research &amp; Development Expenditure

	As at 31 <sup>st</sup> March 2024	As at 31 <sup>st</sup> March 2023
Capital expenditure included in Property, Plant and Equipment	5.31	6.01
Revenue expenditure charged to the Consolidated Statement of Profit and Loss	83.76	76.31
<b>TOTAL</b>	<b>89.07</b>	<b>82.32</b>

45 During the financial year 2015-16, pursuant to a Business Transfer Agreement (BTA) entered into by the company with Nina Concrete Systems Private Limited (NCSPL), the company acquired the waterproofing Business (the "Business"), including all its assumed assets and assumed liabilities, of NCSPL, a private limited company based in India (the "Seller"), as a going concern and on a slump sale basis for a lump-sum consideration, with effect from 17<sup>th</sup> April 2015.

The terms and conditions of the BTA included a total purchase consideration of ₹ 82.02 crores, out of which ₹ 79.15 crores was settled by the Company to the Seller as of 31<sup>st</sup> March 2023. A balance amount of ₹ 2.87 crores including Holdback Amount was payable by the Company to the Seller after settlement of the unrealised Net Working Capital.

An amount of the identified Net Working Capital, i.e. Receivables, Inventories, Retention Monies receivables, etc which was not fully realised by 15<sup>th</sup> April 2020, was to be deducted by the Company from the Holdback amount and the balance was to be paid to the seller or recovered from the seller. The settlement of which was to be completed by 31<sup>st</sup> October 2020, post verification of books of account.

As per the BTA Agreement dated 29<sup>th</sup> June 2023, the following settlement terms were agreed and BTA has been closed.

- Nina Concrete Systems Private Limited (NCS) has forfeited the entire holdback amount (₹ 2.87 crores as on 31<sup>st</sup> March 2023) and the Company is not liable to make any additional payment of any nature whatsoever to NCS.

- NCS is liable to pay the Company an amount of ₹ 2.75 crores on account of liabilities incurred by the Company. The aforesaid payment was made by NCS on 1<sup>st</sup> July 2023.



**46 Earnings Per Share (EPS)**

The following reflects the Profit and Share data used in the Basic and Diluted EPS computations:

	For the year ended 31 <sup>st</sup> March 2024	For the year ended 31 <sup>st</sup> March 2023
<b>Basic:</b>		
Profit attributable to shareholders of the Company (₹ in crores)	1,729.38	1,273.25
Weighted average number of equity shares in calculating basic EPS	50,84,94,110	50,83,00,950
Par value per share (₹)	1.00	1.00
Earning per share (Basic) (₹)	34.01	25.05
<b>Diluted:</b>		
Profit attributable to shareholders of the Group (₹ in crores)	1,729.38	1,273.25
Weighted average number of equity shares in calculating basic EPS	50,84,94,110	50,83,00,950
Add: Effect of Employee Stock Option Scheme / Plan	5,18,300	3,52,660
Weighted average number of equity shares in calculating diluted EPS	50,90,12,410	50,86,53,610
Par value per share (₹)	1.00	1.00
Earning per share (Diluted) (₹)	33.98	25.03

**47 Related Party Disclosures**

Related Party Disclosures as required by Ind-AS 24, 'Related Party Disclosures' are given below:

<b>(i) Relationships:</b>		
a.	Vinyl Chemicals (India) Ltd	Associate
b.	Aapkapainter Solutions Private Limited (refer Note 57)	Associate
c.	Kaarwan Eduventures Private Limited (refer Note 57)	Associate
d.	Climacrew Private Limited (refer Note 57)	Associate
e.	Buildnext Construction Solutions Pvt Ltd (refer Note 57)	Associate
f.	Finemake Technologies Private Limited (refer Note 57)	Associate
g.	Constrobot Robotics Private Limited (w.e.f 27 <sup>th</sup> May 2023) (refer Note 57)	Associate
h.	PidilitePuma MEA Chemical LLC (refer Note 57)	Joint Venture
i.	Parekh Marketing Ltd	Significant Influence of KMP
j.	Pargro Investment Pvt Ltd	Significant Influence of KMP
k.	Kalva Marketing and Services Ltd	Significant Influence of KMP
l.	Dr. Fixit Institute of Structural Protection and Rehabilitation	Significant Influence of KMP
m.	Ogilvy & Mather Pvt Ltd	Director is a member of the key management personnel
n.	Bansi Mehta & Co.	Relative is partner
<b>(ii) Key Management Personnel (KMP):</b>		
a.	Shri M B Parekh	Executive Chairman
b.	Shri N K Parekh (upto 31 <sup>st</sup> March 2024)	Non-Executive Director
c.	Shri Bharat Puri	Managing Director
d.	Shri A B Parekh	Executive Vice Chairman
e.	Shri A N Parekh	Executive Vice Chairman
f.	Shri Sudhanshu Vats (w.e.f 18 <sup>th</sup> May 2022)	Deputy Managing Director
g.	Shri Joseph Varghese (w.e.f. 09 <sup>th</sup> November.2022)	Whole Time Director
h.	Shri Sandeep Batra	Chief Financial Officer (w.e.f. 1 <sup>st</sup> June 2022) & Whole Time Director (w.e.f. 9 <sup>th</sup> November 2022)
i.	Shri Bansi S. Mehta (upto 31 <sup>st</sup> March 2024)	Non-Executive Independent Director
j.	Shri Sanjeev Aga	Non-Executive Independent Director
k.	Shri Uday Chander Khanna	Non-Executive Independent Director
l.	Smt. Meera Shankar	Non-Executive Independent Director
m.	Shri Vinod Kumar Dasari	Non-Executive Independent Director
n.	Shri Piyush Pandey	Non-Executive Independent Director
o.	Shri Rajeev Vasudeva	Non-Executive Independent Director
p.	Shri Meher Pudumjee	Non-Executive Independent Director
q.	Shri Murali Sivaraman (w.e.f. 23 <sup>rd</sup> January 2024)	Non-Executive Independent Director
<b>(iii) Close member of Key Management Personnel:</b>		
a.	Smt Mala M Parekh	Wife of Executive Chairman

(₹ in crores)

47 (iv) Transactions with Related Parties are as follows:	For the year ended 31 <sup>st</sup> March 2024			For the year ended 31 <sup>st</sup> March 2023		
	Associate and Joint Venture	KMP/Significant Influence of KMP/ Close member of KMP	TOTAL	Associate and Joint Venture	KMP/Significant Influence of KMP/ Close member of KMP	TOTAL
<b>a. Sales and Related Income</b>						
Parekh Marketing Ltd	-	61.87	61.87	-	118.01	118.01
<b>Sub-Total (a)</b>	-	61.87	61.87	-	118.01	118.01
<b>b. Income from Services Rendered</b>						
Aapkapainter Solutions Private Limited	0.54	-	0.54	0.04	-	0.04
<b>Sub-Total (b)</b>	0.54	-	0.54	0.04	-	0.04
<b>c. Dividend Received</b>						
Vinyl Chemicals (India) Ltd	7.45	-	7.45	7.45	-	7.45
<b>Sub-Total (c)</b>	7.45	-	7.45	7.45	-	7.45
<b>d. Purchase of Goods</b>						
Vinyl Chemicals (India) Ltd	494.67	-	494.67	896.49	-	896.49
<b>Sub-Total (d)</b>	494.67	-	494.67	896.49	-	896.49
<b>e. Rent Paid / (Received)</b>						
Smt Mala Parekh	-	0.95	0.95	-	0.90	0.90
Parekh Marketing Ltd	-	0.23	0.23	-	0.09	0.09
Pargro Investment Pvt Ltd	-	(0.08)	(0.08)	-	(0.08)	(0.08)
<b>Sub-Total (e)</b>	-	1.10	1.10	-	0.91	0.91
<b>f. Reimbursement of expenses made</b>						
Parekh Marketing Ltd	-	0.01	0.01	-	0.03	0.03
<b>Sub-Total (f)</b>	-	0.01	0.01	-	0.03	0.03
<b>g. Reimbursement of expenses received</b>						
Parekh Marketing Ltd	-	0.03	0.03	-	-	-
<b>Sub-Total (g)</b>	-	0.03	0.03	-	-	-
<b>h. Expense for services received</b>						
Dr. Fixit Institute of Structural Protection and Rehabilitation	-	0.53	0.53	-	0.46	0.46
Finemake Technologies Pvt Ltd	0.01	-	0.01	0.07	-	0.07
<b>Sub-Total (h)</b>	0.01	0.53	0.54	0.07	0.46	0.53
<b>i. Compensation of Key Management Personnel of the Company:</b>						
<b>Remuneration / Commission to Directors:</b>						
<b>(i) Short Term Employee benefits</b>						
• Shri M B Parekh	-	3.79	3.79	-	3.90	3.90
• Shri Bharat Puri	-	18.71	18.71	-	15.96	15.96
• Shri A B Parekh	-	1.59	1.59	-	1.90	1.90
• Shri A N Parekh	-	9.05	9.05	-	6.72	6.72
• Shri Debabrata Gupta	-	-	-	-	1.36	1.36
• Shri Sudhanshu Vats*	-	10.13	10.13	-	8.89	8.89
• Shri Joseph Varghese	-	2.66	2.66	-	1.09	1.09
• Shri Sandeep Batra**	-	5.11	5.11	-	3.64	3.64
<b>Sub-Total</b>	-	51.04	51.04	-	43.46	43.46
<b>(ii) Share-based payments***</b>						
• Shri Bharat Puri	-	58.31	58.31	-	-	-
• Shri Debabrata Gupta	-	12.67	12.67	-	-	-
<b>Sub-Total</b>	-	70.98	70.98	-	-	-
<b>(iii) Sitting Fees and Commission</b>	-	4.05	4.05	-	2.80	2.80
<b>j. Dividend Paid</b>	-	126.50	126.50	-	111.23	111.23

\* During previous year, includes remuneration as Deputy MD w.e.f. 18<sup>th</sup> May 2022 amounting to ₹ 8.07 crores.\*\* During previous year, includes Remuneration as Whole Time Director w.e.f. 9<sup>th</sup> November 2022 amounting to ₹ 2.06 crores

\*\*\* Share-based payments does not include stock options which will be subject to vesting conditions in accordance with 2016 plan.

(₹ in crores)

k.	Nature of Transaction	As at 31 <sup>st</sup> March 2024		As at 31 <sup>st</sup> March 2023			
<b>(i) Trade Receivables (net)</b>							
	Parekh Marketing Ltd	-	3.20	3.20	-	22.02	22.02
	Dr. Fixit Institute of Structural Protection and Rehabilitation	-	0.03	0.03	-	-	-
	Pargro Investment Pvt Ltd	-	0.05	0.05	-	-	-
	<b>Sub-Total</b>	-	3.28	3.28	-	22.02	22.02
<b>(ii) Trade Payables (net)</b>							
	Vinyl Chemicals (India) Ltd	71.13	-	71.13	17.35	-	17.35
	Parekh Marketing Ltd	-	0.10	0.10	-	-	-
	Finemake Technologies Pvt Ltd	-	-	-	0.01	-	0.01
	<b>Sub-Total</b>	71.13	0.10	71.23	17.36	-	17.36
<b>iii Loans &amp; Advances</b>							
	Aapkapainter Solutions Private Limited	9.66	-	9.66	2.04	-	2.04
	<b>Sub-Total</b>	9.66	-	9.66	2.04	-	2.04
<b>l. Investment in Associates</b>							
	Climacrew Private Limited	0.57	-	0.57	0.49	-	0.49
	Buildnext Construction Solutions Private Limited	6.00	-	6.00	23.89	-	23.89
	Finemake Technologies Private Limited	5.00	-	5.00	9.00	-	9.00
	Constrobot Robotics Private Limited (w.e.f. 27 <sup>th</sup> May 2023)	1.50	-	1.50	-	-	-
	<b>Sub-Total (h)</b>	13.07	-	13.07	33.38	-	33.38

All Related Party Transactions entered during the year were in ordinary course of the business and on arm's length basis. Outstanding balances at the year-end are unsecured and settlement occurs in cash.

**48 Segment information****Operating Segment:**

The Group operates in two operating segments namely Consumer & Bazaar (C&B) and Business to Business (B2B). C&B segment covers sale of products mainly to end consumers which are retail users such as carpenters, painters, plumbers, mechanics, households, students, offices, etc. Sale consists of mainly adhesives, sealants, art and craft materials and construction and paint chemicals. B2B covers sale of products to end customers which are mainly large business users. This includes Industrial Products (IP) such as adhesives, synthetic resins, organic pigments, pigment preparations, construction chemicals (projects), surfactants, etc. and caters to various industries like packaging, textiles, paints, joineries, printing inks, paper, leather, etc. Others mainly includes sale of raw materials.

Operating Segment disclosures are consistent with the information provided to and reviewed by the Managing Director (Chief Operating Decision Maker).

(₹ in crores)

Operating Segments	Year 2023-24				Year 2022-23			
	Consumer & Bazaar	Business to Business	Others	TOTAL	Consumer & Bazaar	Business to Business	Others	TOTAL
<b>Revenue</b>								
Segment Revenue	9,957.63	2,638.56	61.06	12,657.24	9,401.67	2,579.56	102.19	12,083.42
Less : Inter Segment Revenue (at cost plus fixed margin)	(44.61)	(229.64)	-	(274.25)	(41.86)	(242.46)	-	(284.32)
<b>Net Revenue</b>	<b>9,913.02</b>	<b>2,408.92</b>	<b>61.06</b>	<b>12,382.99</b>	<b>9,359.81</b>	<b>2,337.10</b>	<b>102.19</b>	<b>11,799.10</b>
<b>Revenue based on geography</b>								
India				10,937.98				10,243.58
Outside India				1,445.01				1,555.52
<b>Segment result</b>	<b>2,716.60</b>	<b>319.26</b>	<b>3.31</b>	<b>3,039.17</b>	<b>2,054.82</b>	<b>234.21</b>	<b>5.67</b>	<b>2,294.70</b>
Unallocable Expenses				(658.59)				(563.93)
Unallocable Income				113.25				24.63
<b>Operating Income</b>				<b>2,493.83</b>				<b>1,755.40</b>
Finance Cost				(51.19)				(47.64)
Interest / Dividend Income				12.43				8.84
Share of Profit of Associates/Joint Ventures				(4.05)				6.64
<b>Profit Before Exceptional items and Tax</b>				<b>2,451.02</b>				<b>1,723.24</b>
Exceptional items				(71.67)				-
<b>Profit Before Tax</b>				<b>2,379.35</b>				<b>1,723.24</b>
Tax Expense				(631.93)				(434.37)
<b>Profit for the year</b>				<b>1,747.42</b>				<b>1,288.87</b>
Other Comprehensive Income				31.89				32.45
Total Comprehensive Income				1,779.31				1,321.32
Share of Non-Controlling Interest - Loss				17.44				18.60
Total Comprehensive Income attributable to shareholders				1,761.87				1,302.72
<b>The above includes:</b>								
Depreciation, Amortisation and Impairment (allocable)	162.67	89.35	-	252.02	139.40	62.19	-	201.59
Depreciation, Amortisation and Impairment (unallocable)				88.64				68.15
Capital Expenditure (including Capital Work-In-Progress) (allocable)	279.19	130.46	-	409.65	349.74	90.45	-	440.19
Capital Expenditure (unallocable)				100.40				70.73
<b>Capital Expenditure</b>				<b>510.05</b>				<b>510.92</b>
India				500.21				505.18
Outside India				9.84				5.74

There is no transactions with single external customer which amounts to 10% or more of the Group's revenue. There is no country outside of India which amounts to 10% or more of the Groups export revenue.

Segment Assets & Liabilities	Year 2023-24				Year 2022-23			
	Consumer & Bazaar	Business to Business	Others	TOTAL	Consumer & Bazaar	Business to Business	Others	TOTAL
Segment Assets	7,281.43	1,862.11	9.25	9,152.79	7,319.60	1,830.36	17.07	9,167.03
Unallocable Assets				2,951.16				1,357.99
<b>Total Assets</b>				<b>12,103.95</b>				<b>10,525.02</b>
<b>Assets based on geography :</b>								
India				11,395.56				9,550.77
Outside India				708.39				974.25
Segment Liabilities	1,941.08	990.84	2.78	2,934.70	1,539.61	971.31	3.59	2,514.51
Unallocable Liabilities				552.24				564.59
<b>Total liabilities</b>				<b>3,486.94</b>				<b>3,079.10</b>
<b>Other Information</b>								
<b>Capital Employed</b>				<b>8,617.01</b>				<b>7,445.92</b>

Particular	As at 31 <sup>st</sup> March 2024	As at 31 <sup>st</sup> March 2023
<b>Non-Current Assets based on geography:</b>		
India	5,663.58	5,372.69
Outside India	179.07	193.07

The non-current assets in the above table represent Property, plant and equipment (including ROU), Capital work-in-progress, Goodwill, Other intangible assets, Investments accounted for using equity method, Income tax assets (Net) and Other non-current assets (Non-financial).

**49 Employee Stock Option Scheme****a) Details of Employee Share Options**

In the Annual General Meeting of the Parent Company held on 24<sup>th</sup> July 2012, the shareholders approved the issue of 50,76,486 equity shares under the Scheme titled "Employee Stock Option Scheme 2012" (ESOS 2012). The Board approved Employees Stock Option Scheme covering 3,00,000 Stock options, in terms of the regulations of the Securities and Exchange Board of India

The ESOS 2012 allows the issue of options to Eligible employees of the Parent Company. Each option comprises one underlying equity share. The exercise price of each option shall be ₹ 1/- per equity share. The options vest in the manner as specified in ESOS 2012. Options may be exercised within 5 years from the date of vesting.

ESOP 2016 covering grant of 45,00,000 options (including 2,50,000 Options to be granted to Eligible Employees/ Directors of the subsidiary Companies) was approved by the shareholders through Postal Ballot on 2<sup>nd</sup> April 2016. Each option comprises one underlying equity share. The exercise price shall be ₹ 1/- per option or such other higher price as may be fixed by the Board or Committee. Options to be granted under the Plan shall vest not earlier than one year but not later than a maximum of six years from the date of grant of such options. In the case of Eligible Employee who has not completed 3 years of employment as on date of the grant of Options then the Options which are due for vesting before completion of 3 years as above, shall vest as on the completion of 3 years of employment in the Group Company's by the Employee concerned or as may be approved by the Nomination and Remuneration Committee. Vested Options will have to be exercised within 3 years from the date of respective vesting.

The following share based payment arrangements were in existence during the current & prior years:

Option Series	Number	Grant date	Vesting date	Exercise price (₹)	Fair value at grant date (₹)
1 Granted on 8 <sup>th</sup> November 2017-ESOP 2016	28,750	08.11.2017	08.11.2018	1.00	734.15
	28,750	08.11.2017	08.11.2019	1.00	734.15
2 Granted on 30 <sup>th</sup> October 2018-ESOP 2016	1,33,200	30.10.2018	30.10.2019	1.00	931.19
	1,33,200	30.10.2018	30.10.2020	1.00	931.19
	1,500	30.10.2018	30.10.2019	1.00	924.50
	1,500	30.10.2018	30.10.2020	1.00	924.50
3 Granted on 23 <sup>rd</sup> January 2019-ESOP 2016	2,000	30.10.2018	30.10.2021	1.00	924.50
	3,000	23.01.2019	23.01.2022	1.00	1,112.48
	3,000	23.01.2019	23.01.2023	1.00	1,112.48
	4,000	23.01.2019	23.01.2024	1.00	1,112.48
	1,500	23.01.2019	29.01.2021	1.00	1,127.85
4 Granted on 5 <sup>th</sup> August 2020-ESOP 2016	1,500	23.01.2019	29.01.2022	1.00	1,127.85
	1,500	23.01.2019	01.02.2021	1.00	1,127.85
	1,500	23.01.2019	01.02.2022	1.00	1,127.85
	5,000	05.08.2020	05.08.2022	1.00	1,318.08
	5,000	05.08.2020	05.08.2023	1.00	1,318.08
	1,400	05.08.2020	05.08.2021	1.00	1,319.96
5 Granted on 4 <sup>th</sup> November 2020-ESOP 2016	1,050	05.08.2020	05.08.2022	1.00	1,319.96
	1,050	05.08.2020	05.08.2023	1.00	1,319.96
	15,245	04.11.2020	04.11.2021	1.00	1,536.91
	15,245	04.11.2020	04.11.2022	1.00	1,536.91
	1,17,500	04.11.2020	04.11.2021	1.00	1,536.91
6 Granted on 9 <sup>th</sup> October 2021-ESOP 2016	1,17,500	04.11.2020	04.11.2022	1.00	1,536.91
	25,000	09.10.2021	13.10.2022	1.00	2,422.93
7 Granted on 9 <sup>th</sup> November 2021-ESOP 2016	25,000	09.10.2021	13.10.2023	1.00	2,422.93
	2,775	09.11.2021	09.11.2023	1.00	2,345.77
	2,775	09.11.2021	09.11.2024	1.00	2,345.77
	3,700	09.11.2021	09.11.2025	1.00	2,345.77
	14,100	09.11.2021	09.11.2024	2,390.75	944.34
8	14,100	09.11.2021	09.11.2025	2,390.75	944.34
	18,800	09.11.2021	09.11.2026	2,390.75	944.34



Option Series	Number	Grant date	Vesting date	Exercise price (₹)	Fair value at grant date (₹)
8 Granted on 24 <sup>th</sup> January 2022-ESOP 2016	1,000	24.01.2022	24.01.2024	1.00	2,667.05
	1,000	24.01.2022	24.01.2025	1.00	2,667.05
9 Granted on 11 <sup>th</sup> March 2022-ESOP 2016	800	11.03.2022	11.03.2023	1.00	2,325.81
	800	11.03.2022	11.03.2024	1.00	2,325.81
	900	11.03.2022	11.03.2025	1.00	2,325.81
10 Granted on 18 <sup>th</sup> May 2022-ESOP 2016	165	18.05.2022	18.05.2024	1.00	2,142.47
	165	18.05.2022	18.05.2025	1.00	2,142.47
11 Granted on 24 <sup>th</sup> Jan 2023-ESOP 2016	5,000	24.01.2023	01.06.2025	1.00	2,368.65
	5,000	24.01.2023	01.06.2026	1.00	2,391.47
	7,500	24.01.2023	01.06.2027	2,205.00	1,131.02
12 Granted on 8 <sup>th</sup> November 2023-ESOP 2016	25,546	08.11.2023	08.11.2024	1.00	2,426.68
	25,546	08.11.2023	08.11.2025	1.00	2,416.03
	728	08.11.2023	08.11.2026	1.00	2,405.42
13 Granted on 29 <sup>th</sup> February 2024-ESOP 2016	330	29.02.2024	01.03.2025	1.00	2,689.06
	2,330	29.02.2024	01.03.2026	1.00	2,677.25
	2,440	29.02.2024	01.03.2027	1.00	2,665.49
	2,000	29.02.2024	01.03.2028	1.00	2,653.78
	4,00,000	29.02.2024	01.09.2028	2,438.00	1,296.88
	2,000	29.02.2024	01.03.2029	1.00	2,642.11

## b) Fair value of share options granted

The fair value of the stock options has been estimated using Black-Scholes/ Binomial model which takes into account as of grant date the exercise price and expected life of the option, the current market price of underlying stock and its expected volatility, expected dividends on stock and the risk free interest rate for the expected term of the option.

Inputs into the model	Granted on 8 <sup>th</sup> November 2017-ESOP 2016	Granted on 30 <sup>th</sup> October 2018-ESOP 2016	Granted on 23 <sup>rd</sup> January 2019-ESOP 2016		
Share price (on the date previous to grant date)	758.55	961.55	1,152.80	1,152.80	1,152.80
Exercise price	1.00	1.00	1.00	1.00	1.00
<b>Date of vesting (1)</b>	<b>08.11.2018</b>	<b>30.10.2019</b>	<b>23.01.2022</b>	<b>29.01.2021</b>	<b>01.02.2021</b>
Dividend yield (%)	0.85	2.54	0.84	0.84	0.84
Option life (no. of years)	2.50	2.50	6.00	5.02	5.02
Risk free interest rate (%)	6.69	8.01	7.56	7.49	7.49
Expected volatility (%)	22.12	23.20	24.34	23.87	23.86
<b>Date of vesting (2)</b>	<b>08.11.2019</b>	<b>30.10.2020</b>	<b>23.01.2023</b>	<b>29.01.2022</b>	<b>01.02.2022</b>
Dividend yield (%)	0.91	3.62	0.84	0.84	0.84
Option life (no. of years)	3.50	3.50	7.00	6.02	6.03
Risk free interest rate (%)	6.64	8.02	7.58	7.56	7.56
Expected volatility (%)	24.01	23.24	24.37	24.32	24.30
<b>Date of vesting (3)</b>	-	<b>30.10.2021</b>	<b>23.01.2024</b>	-	-
Dividend yield (%)	-	4.82	0.84	-	-
Option life (no. of years)	-	4.50	8.00	-	-
Risk free interest rate (%)	-	8.15	7.65	-	-
Expected volatility (%)	-	24.34	24.40	-	-

Inputs into the model	Granted on 05 <sup>th</sup> August 2020-ESOP 2016	Granted on 04 <sup>th</sup> November 2020-ESOP 2016	Granted on 09 <sup>th</sup> October 2021-ESOP 2016	Granted on 09 <sup>th</sup> November 2021-ESOP 2016		
Share price (on the date previous to grant date)	1,342.80	1,342.80	1,565.60	2,441.60	2,382.30	2,382.30
Exercise price	1.00	1.00	1.00	1.00	2,390.75	1.00
<b>Date of vesting (1)</b>	<b>05.08.2022</b>	<b>05.08.2021</b>	<b>04.11.2021</b>	<b>13.10.2022</b>	<b>09.11.2024</b>	<b>09.11.2023</b>
Dividend yield (%)	0.72	0.72	0.72	0.49	0.49	0.49
Option life (no. of years)	5.00	4.00	4.01	4.00	6.00	5.00
Risk free interest rate (%)	5.13	4.89	4.89	5.41	6.02	5.80
Expected volatility (%)	25.39	22.94	23.17	23.70	23.19	23.19
<b>Date of vesting (2)</b>	<b>05.08.2023</b>	<b>05.08.2022</b>	<b>04.11.2022</b>	<b>13.10.2023</b>	<b>09.11.2025</b>	<b>09.11.2024</b>
Dividend yield (%)	0.72	0.72	0.72	0.49	0.49	0.49
Option life (no. of years)	6.00	5.00	5.01	5.00	7.00	6.00
Risk free interest rate (%)	5.62	5.13	5.13	5.82	6.23	6.02
Expected volatility (%)	25.95	25.39	25.73	23.23	23.95	23.95
<b>Date of vesting (3)</b>	-	<b>05.08.2023</b>	-	-	<b>09.11.2026</b>	<b>09.11.2025</b>
Dividend yield (%)	-	0.72	-	-	0.49	0.49
Option life (no. of years)	-	6.00	-	-	8.00	7.00
Risk free interest rate (%)	-	5.62	-	-	6.25	6.23
Expected volatility (%)	-	25.95	-	-	23.90	23.90

Inputs into the model	Granted on 24 <sup>th</sup> January 2022-ESOP 2016	Granted on 11 <sup>th</sup> March 2022-ESOP 2016	Granted on 18 <sup>th</sup> May 2022-ESOP 2016	Granted on 24 <sup>th</sup> January 2023-ESOP 2016	Granted on 08 <sup>th</sup> November 2023-ESOP 2016	
Share price (on the date previous to grant date)	2,700.60	2,349.90	2,169.55	2,409.60	2,409.60	2,438.30
Exercise price	1.00	1.00	1.00	1.00	2,205.00	1.00
<b>Date of vesting (1)</b>	<b>24.01.2024</b>	<b>11.03.2023</b>	<b>18.05.2024</b>	<b>01.06.2025</b>	<b>01.06.2027</b>	<b>08.11.2024</b>
Dividend yield (%)	0.49	0.49	0.49	0.56	0.56	0.44
Option life (no. of years)	5.00	4.00	5.00	5.36	7.36	4.00
Risk free interest rate (%)	6.07	5.96	7.15	7.22	7.38	7.38
Expected volatility (%)	23.20	24.60	24.20	24.06	23.42	21.94
<b>Date of vesting (2)</b>	<b>24.01.2025</b>	<b>11.03.2024</b>	<b>18.05.2025</b>	<b>01.06.2026</b>	-	<b>08.11.2025</b>
Dividend yield (%)	0.49	0.49	0.49	0.56	-	0.44
Option life (no. of years)	6.00	5.00	6.00	6.36	-	5.00
Risk free interest rate (%)	6.31	6.17	7.19	7.32	-	7.39
Expected volatility (%)	23.42	23.80	23.85	23.76	-	22.45
<b>Date of vesting (3)</b>	-	<b>11.03.2025</b>	-	-	-	<b>08.11.2026</b>
Dividend yield (%)	-	0.49	-	-	-	0.44
Option life (no. of years)	-	6.00	-	-	-	6.00
Risk free interest rate (%)	-	6.47	-	-	-	7.47
Expected volatility (%)	-	23.62	-	-	-	23.04

Inputs into the model	Granted on	
	29 <sup>th</sup> February 2024-ESOP 2016	2,701.85
Share price (on the date previous to grant date)	2,701.85	2,701.85
Exercise price	1.00	2,438.00
<b>Date of vesting (1)</b>	<b>01.03.2025</b>	<b>01.09.2028</b>
Dividend yield (%)	0.44	0.44
Option life (no. of years)	4.00	7.50
Risk free interest rate (%)	7.18	7.24
Expected volatility (%)	22.14	22.98
<b>Date of vesting (2)</b>	<b>01.03.2026</b>	-
Dividend yield (%)	0.44	-
Option life (no. of years)	5.00	-
Risk free interest rate (%)	7.21	-
Expected volatility (%)	22.35	-
<b>Date of vesting (3)</b>	<b>01.03.2027</b>	-
Dividend yield (%)	0.44	-
Option life (no. of years)	6.00	-
Risk free interest rate (%)	7.22	-
Expected volatility (%)	23.19	-
<b>Date of vesting (4)</b>	<b>01.03.2028</b>	-
Dividend yield (%)	0.44	-
Option life (no. of years)	7.00	-
Risk free interest rate (%)	7.21	-
Expected volatility (%)	22.81	-
<b>Date of vesting (5)</b>	<b>01.03.2029</b>	-
Dividend yield (%)	0.44	-
Option life (no. of years)	8.00	-
Risk free interest rate (%)	7.25	-
Expected volatility (%)	22.80	-

## c) Movements in Share Options during the year

Particulars	During the year ended 31 <sup>st</sup> March 2024		During the year ended 31 <sup>st</sup> March 2023	
	Options (No's)	Weighted average exercise price per option	Options (No's)	Weighted average exercise price per option
<b>Option outstanding at the beginning of the year</b>				
- ESOP 2016	3,52,660	₹ 1	3,84,740	₹ 1
<b>Granted during the year</b>				
- ESOP 2016	4,60,920	₹ 1,450.22	17,830	₹ 928.09
Vested during the year - ESOP 2016	27,525	₹ 1	1,61,125	₹ 1
Exercised during the year - ESOP 2016	2,95,100	₹ 1	25,825	₹ 1
<b>Lapsed during the year*</b>				
- ESOP 2016	180	₹ 1	24,085	₹ 1
<b>Options outstanding at the end of the year</b>				
- ESOP 2016	5,18,300	₹ 1	3,52,660	₹ 1
<b>Options available for grant</b>				
- ESOS 2012	34,200	₹ 1	34,200	₹ 1
- ESOP 2016	32,80,490	₹ 1	37,41,230	₹ 1
The weighted average share price at the date of exercise for stock options exercised during the year		3,014.03		2,342.26
Range of exercise price for options outstanding at the end of the year		₹ 1 - ₹ 2,438.00		₹ 1 - ₹ 2,390.75

\* Lapsed due to termination of employment with the Company

**50 Financial Instruments****(A) Capital Management**

The Group manages its capital to ensure that the Group will be able to continue as going concern while maximising the returns to stakeholders through the optimum utilisation of the equity balance. The capital structure of the Group consists of equity and borrowings.

**(B) Categories of Financial Instruments**

(₹ in crores)

	As at 31 <sup>st</sup> March 2024	As at 31 <sup>st</sup> March 2023
<b>Financial Assets</b>		
<b>Measured at fair value through profit or loss (FVTPL)</b>		
Investments in Mutual funds, Preference Shares, Debentures and Bonds	1,934.14	598.26
Derivative assets towards foreign exchange forward contracts	0.05	0.06
<b>Measured at fair value through other comprehensive income (FVTOCI)</b>		
Investments in Equity Instruments, Preference Shares and Debentures	195.92	187.58
<b>Measured at amortised cost</b>		
Investments in Promissory Notes	-	-
Trade Receivables	1,674.69	1,535.27
Cash and Cash Equivalents	515.14	310.16
Other Bank balances	18.15	16.49
Loans	41.91	33.52
Other Financial Assets	97.75	154.10
<b>Total Financial Assets</b>	<b>4,477.75</b>	<b>2,835.44</b>
<b>Financial liabilities</b>		
<b>Measured at fair value through profit or loss (FVTPL)</b>		
Derivative liabilities towards foreign exchange forward contracts	0.09	0.60
<b>Measured at amortised cost</b>		
Borrowings	131.15	163.26
Trade Payables	1,147.60	1,063.59
Lease Liabilities	251.32	227.35
Other Financial liabilities	1,115.96	951.91
<b>Total Financial Liabilities</b>	<b>2,646.12</b>	<b>2,406.71</b>

**(C) Financial risk management objectives**

The Group's Treasury functions provide services to the business, co-ordinates access to domestic and international financial markets, monitors and manages the financial risks relating to the operations of the Group through internal risk reports which analyse exposures by degree and magnitude of risks. These risks include market risk, credit risk and liquidity risk. The Group undertakes transactions denominated in foreign currencies; consequently, exposures to exchange rate fluctuations arise. Exchange rate exposures are managed within approved policy parameters utilising foreign exchange forward contracts. Compliance with policies and exposure limits is a part of Internal Financial Controls. The Group does not enter into or trade in financial instruments, including derivative financial instruments, for speculative purposes.

**(D) Market risk**

The Group's activities expose it primarily to the financial risk of changes in foreign currency exchange rates (see Note E below). The Group enters into foreign exchange forward contracts to manage its exposure to foreign currency risk of net imports.

**Interest risk:** The Group is mainly exposed to the interest rate risk due to its investment in mutual funds. The interest rate risk arises due to uncertainties about the future market interest rate on these investments. The Group has laid policies and guidelines including tenure of investment made to minimise impact of interest rate risk.

**Price risk:** The Group is mainly exposed to the price risk due to its investment in mutual funds, bonds and alternate investment funds. The changes in the prices will not have material impact on financial statements

**(E) Foreign currency risk management**

The carrying amounts of the Group's foreign currency denominated monetary assets and monetary liabilities at the end of the reporting period are as follows.

	Foreign Currency Exposure (in FC)		Foreign Currency Exposure (₹ in crores)	
	31 <sup>st</sup> March 2024	31 <sup>st</sup> March 2023	31 <sup>st</sup> March 2024	31 <sup>st</sup> March 2023
<b>Amounts recoverable / (advance) in foreign currency on account of the following:</b>				
EUR	23,75,870.50	11,71,830.37	21.41	10.49
USD	2,17,86,071.73	1,87,76,424.67	181.70	154.15
GBP	-	1,68,840.00	-	1.72
<b>Amounts (payable) / advance in foreign currency on account of the following:</b>				
AED	7,48,683.10	2,64,462.44	1.70	0.59
AUD	-	1,820.00	-	0.01
CHF	(8,640.00)	(9,347.80)	(0.08)	(0.08)
EUR	1,03,390.18	17,97,299.41	0.93	16.09
GBP	(11,50,676.21)	1,90,429.40	(12.11)	1.94
JPY	(2,27,43,000.00)	(60,00,000.00)	(1.25)	(0.37)
SGD	(2,79,940.96)	(3,04,090.88)	(1.73)	(1.88)
USD	(94,17,142.53)	(2,90,25,731.31)	(78.54)	(238.30)
SAR	46,920.00	-	0.10	-
ZAR	64,255.58	64,255.58	0.03	0.03

**(i) Foreign currency sensitivity analysis**

The Group is mainly exposed to the USD, EUR and GBP. The following table demonstrates the sensitivity to a 2% increase or decrease in the USD, EUR and GBP against INR with all other variables held constant. The sensitivity analysis is prepared on the net unhedged exposure of the Group as at the reporting date. 2% represents management assessment of reasonably possible changes in foreign exchange rates.

	USD impact	
	For the year ended 31 <sup>st</sup> March 2024	For the year ended 31 <sup>st</sup> March 2023
Impact on profit or loss for the year (a)	2.67	(1.68)
Impact on equity, net of tax for the year (a)	2.00	(1.26)

(₹ in crores)

	EUR impact	
	For the year ended 31 <sup>st</sup> March 2024	For the year ended 31 <sup>st</sup> March 2023
Impact on profit or loss for the year (b)	0.48	0.53
Impact on equity, net of tax for the year (b)	0.36	0.40



(₹ in crores)

	GBP impact	
	For the year ended 31 <sup>st</sup> March 2024	For the year ended 31 <sup>st</sup> March 2023
Impact on profit or loss for the year (c)	(0.16)	0.07
Impact on equity, net of tax for the year (c)	(0.12)	0.05

- (a) This is mainly attributable to the exposure of outstanding USD receivables and payables at the end of the reporting period.
- (b) This is mainly attributable to the exposure of outstanding EUR receivables and payables at the end of the reporting period.
- (c) This is mainly attributable to the exposure of outstanding GBP receivables and payables at the end of the reporting period.

In management's opinion, the sensitivity analysis is unrepresentative of the inherent foreign exchange risk because the exposure at the end of the reporting period does not reflect the exposure during the year.

**(ii) Foreign exchange forward contracts**

It is the policy of the Group to enter into foreign exchange forward contracts to cover foreign currency payments (net of receipts) in USD, EUR, GBP and AUD. The Group enters in to contracts with terms upto 90 days. The Group's philosophy does not permit any speculative calls on the currency. It is driven by conservatism which guides that we follow conventional wisdom by use of Forward contracts in respect of Trade transactions.

Regulatory Requirements: The Group will alter its hedge strategy in relation to the prevailing regulatory framework and guidelines that may be issued by RBI, FEDAI, ISDA or other regulatory bodies from time to time.

Mode of taking Cover: Based on the outstanding details of import payable and exports receivable (in weekly baskets) the net trade import exposure is arrived at (i.e. Imports – Exports = Net trade exposures). The Net trade import exposure arrived at is netted off with the outstanding forward cover as on date and with the surplus foreign currency balance available in EEFC A/Cs.

Forward cover is obtained from bank for each of the aggregated exposures and the Trade deal is booked. The forward cover deals are all backed by actual trade underlines and settlement of these contracts on maturity are by actual delivery of the hedged currency for settling the underline hedged trade transaction.

The following table details the foreign exchange forward contracts outstanding at the end of the reporting period:

Outstanding contracts	Average exchange rates (₹)		Foreign Currency (Amount)	
	31 <sup>st</sup> March 2024	31 <sup>st</sup> March 2023	31 <sup>st</sup> March 2024	31 <sup>st</sup> March 2023
	USD - Buy	83.37	82.65	54,35,545.00
EUR - Buy	90.26	-	9,38,341.03	-

(₹ in crores)

Outstanding contracts	Nominal Amounts		Fair value assets / (liabilities)	
	31 <sup>st</sup> March 2024	31 <sup>st</sup> March 2023	31 <sup>st</sup> March 2024	31 <sup>st</sup> March 2023
	USD - Buy	45.32	191.99	0.05
EUR - Buy	8.47	-	(0.09)	-

The maturity of above outstanding USD buy forward contracts is less than 6 months.

The line-items in the balance sheet that include the above hedging instruments are "Other financial assets" of ₹ 0.05 crores (₹ 0.06 crores as at 31<sup>st</sup> March 2023) and "Other financial liabilities" ₹ 0.09 crores (₹ 0.60 crores as at 31<sup>st</sup> March 2023) (refer Note 14 and 27 respectively).

At 31<sup>st</sup> March 2024, the aggregate amount of gain under foreign exchange forward contracts recognised in the Consolidated Statement of Profit and Loss is ₹ 0.65 crores (loss of ₹ 0.44 crores as at 31<sup>st</sup> March 2023).

**(F) Credit risk management**

Credit risk refers to risk that a counterparty will default on its contractual obligations resulting in financial loss to the Group. Credit risk arises primarily from financial assets such as trade receivables (refer Note 10), investment in mutual funds, derivative financial instruments, other balances with banks, loans and other receivables.

The Group has adopted a policy of only dealing with counterparties that have sufficiently high credit rating. The Group's exposure and credit ratings of its counterparties are continuously monitored and the aggregate value of transactions is reasonably spread amongst the counterparties.

Credit risk arising from investment in mutual funds, derivative financial instruments and other balances with banks is limited and there is no collateral held against these because the counterparties are banks and recognised financial institutions with high credit ratings assigned by the international credit rating agencies.

(₹ in crores)

**Movement in significant increase in credit risk (other than trade receivables) (refer Note 11, 13, 14 and 21)**

	As at 31 <sup>st</sup> March 2024	As at 31 <sup>st</sup> March 2023
Balance at the beginning of the year	18.70	16.64
Change in allowance for bad and doubtful balances during the year	1.12	2.06
<b>Balance at the end of the year</b>	<b>19.82</b>	<b>18.70</b>

**(G) Liquidity risk management**

Liquidity risk is the risk that the Group will encounter difficulty in raising funds to meet commitments associated with financial instruments that are settled by delivering cash or another financial asset. Liquidity risk may result from an inability to sell a financial asset quickly at close to its fair value.

The Group has an established liquidity risk management framework for managing its short term, medium term and long term funding and liquidity management requirements. The Group's exposure to liquidity risk arises primarily from mismatches of the maturities of financial assets and liabilities. The Group also has adequate credit facilities agreed with banks to ensure that there is sufficient cash to meet all its normal operating commitments in a timely and cost-effective manner.

**(i) Liquidity risk tables**

The following tables detail the Group's remaining contractual maturity for its derivative and non-derivative financial liabilities with agreed repayment periods. The tables have been drawn up based on the undiscounted cash flows of financial liabilities based on the earliest date on which the Group will be liable to pay.

The tables include both interest and principal cash flows. To the extent that interest flows are floating rate, the undiscounted amount is derived from interest rate curves at the end of the reporting period.

(₹ in crores)

	Less than 1 year	1-5 years	More than 5 years	TOTAL	Carrying Amount
<b>As at 31<sup>st</sup> March 2024</b>					
<b>Non-interest bearing</b>					
- Trade Payables	1,147.60	-	-	1,147.60	1,147.60
- Other Financial Liabilities	878.29	4.42	-	882.71	882.71
	2,025.89	4.42	-	2,030.31	2,030.31
- Lease Liabilities (undiscounted)	66.13	175.56	45.40	287.09	251.32
<b>Fixed interest rate instruments</b>					
- Trade / Security Deposit received	233.25	-	-	233.25	233.25
<b>Variable interest rate instruments</b>					
- Borrowings	131.15	-	-	131.15	131.15
- Current Maturity of Term Loan	-	-	-	-	-
<b>Derivative liabilities towards foreign exchange forward contracts</b>	0.09	-	-	0.09	0.09
<b>As at 31<sup>st</sup> March 2023</b>					
<b>Non-interest bearing</b>					
- Trade Payables	1,063.59	-	-	1,063.59	1,063.59
- Other Financial Liabilities	740.11	14.45	-	754.56	754.56
	1,803.70	14.45	-	1,818.15	1,818.15
- Lease Liabilities (undiscounted)	62.72	168.67	24.13	255.52	227.35
<b>Fixed interest rate instruments</b>					
- Trade / Security Deposit received	197.35	-	-	197.35	197.35
<b>Variable interest rate instruments</b>					
- Borrowings	163.26	-	-	163.26	163.26
- Current Maturity of Term Loan	-	-	-	-	-
<b>Derivative liabilities towards foreign exchange forward contracts</b>	0.60	-	-	0.60	0.60

**(H) Fair value measurements**

This note provides information about how the Group determines fair values of various financial assets and financial liabilities.

**(i) Fair value of the Group's financial assets and financial liabilities that are measured at fair value on a recurring basis.**

Some of the Group's financial assets and financial liabilities are measured at fair value at the end of each reporting period. The following table gives information about how the fair values of these financial assets and financial liabilities are determined (in particular, the valuation technique(s) and inputs used).

Financial Assets / Financial Liabilities	Fair value		Fair value hierarchy	Valuation Technique(s) and key input(s)
	As at 31 <sup>st</sup> March 2024	As at 31 <sup>st</sup> March 2023		
1 Investment in Mutual Funds, Preference Shares, Debentures and Bonds (FVTPL)	<b>Various listed funds - aggregate fair value of ₹ 1,993.06 crores</b>	Various listed funds - aggregate fair value of ₹ 576.80 crores	Level 1	refer Note i.
2 Derivative assets & liabilities towards foreign currency forward contracts and Alternative Investment Fund (FVTPL)	<b>Assets - ₹ 0.05 crores Liabilities- ₹ 0.09 crores Investment funds - aggregate fair value of ₹ 31.09 crores</b>	Assets ₹ 0.06 crores Liabilities- ₹ 0.60 crores Investment funds - aggregate fair value of ₹ 21.05 crores	Level 2	refer Note ii.
3 Investment in Equity and Preference Shares (FVTOCI)	<b>Aggregate fair value of ₹ 198.49 crores</b>	Aggregate fair value of ₹ 181.84 crores	Level 3	refer Note iii.
4 Investment in Promissory Notes (amortised cost) and Debentures (FVTOCI)	<b>Aggregate fair value of ₹ Nil crores</b>	Aggregate fair value of ₹ 6.14 crores	Level 3	refer Note iii.

**Notes:**

- Quoted bid prices in active market.
- Mark to market values acquired from banks/ financial institution, with whom the Group has contracts.
- If one or more of the significant inputs is not based on observable market data, the fair value is determined using generally accepted pricing models based on a discounted cash flow analysis, with the most significant inputs being the discount rate. Similarly, unquoted equity instruments where most recent information to measure fair value is insufficient, or if there is a wide range of possible fair value measurements, cost has been considered as best estimate of fair value.

There has been no change in the valuation methodology for Level 3 inputs during the year.

A one percentage point change in the unobservable inputs used in fair valuation of Level 2 & Level 3 assets and liabilities does not have a significant impact in its value.

(₹ in crores)

Level 3 Reconciliation	As at 31 <sup>st</sup> March 2024	As at 31 <sup>st</sup> March 2023
Opening Balance	<b>187.98</b>	168.47
Additions	<b>42.54</b>	2.40
Loss during the year	<b>(32.03)</b>	17.11
<b>Closing Balance</b>	<b>198.49</b>	<b>187.98</b>

**(iii) Financial instruments measured at amortised cost**

The carrying amount of financial assets and financial liabilities measured at amortised cost in the financial statements are a reasonable approximation of their fair values since the Group does not anticipate that the carrying amounts would be significantly different from the values that would eventually be received or settled.

**51 Employee Benefits**

The Group has classified various employee benefits as under:

**(A) Defined Contribution Plans**

- Provident Fund
- Superannuation Fund
- State Defined Contribution Plans
  - Employers' Contribution to Employees' State Insurance
  - Employers' Contribution to Employees' Pension Scheme 1995
  - Labour Welfare Fund
- National Pension Scheme

The Provident Fund and the State Defined Contribution Plans are operated by the Regional Provident Fund Commissioner, the Superannuation Fund is administered by the LIC of India and National Pension Fund is administered by Pension Fund Regulatory and Development Authority (PFRDA), as applicable, for all eligible employees. Under the schemes, the Group is required to contribute a specified percentage of payroll cost to the retirement benefit schemes to fund the benefits. These funds are recognised by the Income Tax Authorities.

The Group has recognised the following amounts in the Consolidated Statement of Profit and Loss:

	(₹ in crores)	
	For the year ended 31 <sup>st</sup> March 2024	For the year ended 31 <sup>st</sup> March 2023
(i) Contribution to Provident Fund	<b>53.87</b>	41.75
(ii) Contribution to Employees' Superannuation Fund	<b>0.41</b>	0.66
(iii) Contribution to Employees' State Insurance Scheme & Labour Welfare Fund	<b>0.15</b>	0.22
(iv) Contribution to Employees' Pension Scheme 1995	<b>11.79</b>	11.19
(v) Contribution to National Pension Scheme	<b>5.93</b>	5.90
(vi) Other Funds (International)	<b>8.64</b>	0.86
<b>TOTAL</b>	<b>80.79</b>	<b>60.58</b>
<b>(B) Defined Benefit Plans</b>		
Gratuity		
<b>(C) Other Long-Term Benefits</b>		
(a) Compensated Absences	<b>18.57</b>	25.06
(b) Anniversary Awards	<b>0.37</b>	1.5
(c) Premature Death Pension Scheme	<b>17.62</b>	4.09
(d) Total Disability Pension Scheme	<b>0.15</b>	0.07

Valuations in respect of above have been carried out by independent actuary, as at the balance sheet date, based on the following assumptions:

	Valuations as at	
	31 <sup>st</sup> March 2024	31 <sup>st</sup> March 2023
(i) Discount Rate (per annum)	<b>7.18% - 12.06%</b>	7.31% - 25%
(ii) Rate of increase in Compensation levels (per annum)	<b>6.5 - 10%</b>	6.5 - 10%
(iii) Expected Rate of Return on Assets	<b>7.18% - 12.06%</b>	7.31% - 25%
(iv) Attrition Rate	<b>1 to 30%</b>	1 to 26%
(v) Retirement Age	<b>60 years</b>	60 years
(vi) The expected rate of return on plan assets is determined after considering several applicable factors such as the composition of the plan assets, investment strategy, market scenario, etc. In order to protect the capital and optimise returns within acceptable risk parameters, the plan assets are well diversified.		
(vii) The discount rate is based on the prevailing market yields of Government of India securities as at the balance sheet date for the estimated term of the obligations.		
(viii) The estimate of future salary increases considered, takes into account the inflation, seniority, promotion, increments and other relevant factors.		

**Note on other risks:**

- 1 **Investment Risk** - The funds are invested by LIC and they provide returns basis the prevalent bond yields, LIC on an annual basis requests for contributions to the fund, while the contribution requested may not be on the same interest rate as the bond yields provided, basis the past experience it is low risk.
- 2 **Interest Risk** - LIC does not provide market value of assets, rather maintains a running statement with interest rates declared annually - The fall in interest rate is not therefore offset by increase in value of Bonds, hence may pose a risk.
- 3 **Longevity Risk** - Since the gratuity payment happens at the retirement age of 58-60, longevity impact is very low at this age, hence this is a non-risk.
- 4 **Salary Risk** - The liability is calculated taking into account the salary increases, basis past experience of the Group's actual salary increases with the assumptions used, they are in line, hence this risk is low risk.

(₹ in crores)

		31 <sup>st</sup> March 2024		31 <sup>st</sup> March 2023	
		Gratuity Funded	Gratuity Unfunded	Gratuity Funded	Gratuity Unfunded
<b>(i)</b>	<b>Changes in Present value of Obligation</b>				
1	Present value of defined benefit obligation at the beginning of the year	135.52	13.81	127.30	6.46
2	Previous period adjustments	(3.25)	-	1.82	6.29
3	Current Service Cost	6.00	4.23	12.22	0.90
4	Interest Cost	9.49	0.50	8.36	0.38
5	Actuarial (Gains) / Loss arising from changes in:				
	- demographic assumption	0.55	(0.13)	-	(0.18)
	- financial assumption	1.79	0.12	(3.11)	(0.12)
	- experience adjustment	24.11	1.83	1.54	0.64
6	Benefits Paid	(11.07)	(0.73)	(12.05)	(0.57)
7	Foreign Currency Translation	(0.44)	(2.60)	(0.56)	0.01
<b>8</b>	<b>Present value of defined benefit obligation at the end of the year</b>	<b>162.70</b>	<b>17.03</b>	<b>135.52</b>	<b>13.81</b>
<b>(ii)</b>	<b>Changes in Fair value of Plan Assets</b>				
1	Fair value of plan assets at the beginning of the year	122.78	-	108.18	-
2	Expected Return on Plan Assets	9.15	-	7.69	-
3	Actuarial Loss	0.35	-	0.73	-
4	Employer's Contributions	15.39	-	18.99	-
5	Benefits Paid	(6.96)	-	(11.29)	-
6	Benefits to be receivable from fund	(4.10)	-	(0.84)	-
7	Foreign Currency Translation	-	-	(0.68)	-
<b>8</b>	<b>Fair value of plan assets at the end of the year</b>	<b>136.61</b>	<b>-</b>	<b>122.78</b>	<b>-</b>
<b>(iii)</b>	<b>Net Benefit (Asset) / Liability</b>				
1	Defined benefit obligation	162.70	17.03	135.52	13.81
2	Fair value of plan assets	136.61	-	122.78	-
<b>3</b>	<b>Net Benefit (Asset) / Liability</b>	<b>26.09</b>	<b>17.03</b>	<b>12.74</b>	<b>13.81</b>

(₹ in crores)

		31 <sup>st</sup> March 2024		31 <sup>st</sup> March 2023	
		Gratuity Funded	Gratuity Unfunded	Gratuity Funded	Gratuity Unfunded
<b>(iv)</b>	<b>Expenses recognised in the Consolidated Statement of Profit and Loss</b>				
1	Current Service Cost	6.00	4.23	12.22	0.90
2	Past Service Cost	(3.25)	-	-	(0.01)
3	Interest cost on benefit obligation (net)	0.34	0.50	0.67	0.38
<b>4</b>	<b>Total Expenses recognised in the Consolidated Statement of Profit and Loss</b>	<b>3.09</b>	<b>4.73</b>	<b>12.89</b>	<b>1.27</b>
<b>(v)</b>	<b>Remeasurement Effects recognised in Other Comprehensive Income for the year</b>				
<b>1</b>	<b>Actuarial (Gains)/Loss arising from changes in:</b>				
	- demographic assumption	0.55	(0.13)	-	(0.18)
	- financial assumption	1.79	0.12	(3.11)	(0.12)
	- experience adjustment	24.11	1.84	1.48	0.64
2	Return on plan asset	(0.36)	-	(0.64)	-
<b>3</b>	<b>Recognised in Other Comprehensive Income</b>	<b>26.09</b>	<b>1.83</b>	<b>(2.27)</b>	<b>0.34</b>
<b>(vi)</b>	<b>Actual return on plan assets</b>	<b>5.14</b>	<b>-</b>	<b>8.69</b>	<b>-</b>
<b>(vii)</b>	<b>Sensitivity Analysis</b>				
	Defined Benefit Obligation				
	<b>Discount Rate</b>				
a	Discount Rate - 100 basis points	181.33	10.19	144.88	7.19
b	Discount Rate + 100 basis points	159.81	12.22	126.43	6.39
	<b>Salary Increase Rate</b>				
a	Rate - 100 basis points	159.68	12.20	126.31	6.39
b	Rate + 100 basis points	181.27	13.97	144.85	7.17
	<b>Note on Sensitivity Analysis</b>				
1	Sensitivity analysis for each significant actuarial assumptions of the Group which are discount rate and salary assumptions as of the end of the reporting period, showing how the defined benefit obligation would have been affected by changes is called out in the table above.				
2	The method used to calculate the liability in these scenarios is by keeping all the other parameters and the data same as in the base liability calculation except for the parameters to be stressed.				
3	There is no change in the method from the previous period and the points /percentage by which the assumptions are stressed are same to that in the previous year.				
<b>(viii)</b>	<b>Expected Future Cashflows</b>				
	Year 1	32.72	2.37	17.00	1.56
	Year 2	19.89	1.27	21.73	1.12
	Year 3	15.13	1.07	12.79	0.96
	Year 4	16.16	1.09	11.32	0.86
	Year 5	16.56	0.88	11.58	0.70
	Year 6 to 10	77.44	3.94	58.41	2.42
<b>(ix)</b>	<b>Average Expected Future Working Life (yrs)</b>	<b>9.96</b>	<b>7.15</b>	<b>7.13</b>	<b>7.78</b>



**52 Exceptional items**

During the current year, pursuant to the Share Purchase Agreement(s) executed between the Company and SOPREMA LTDA. ("Buyer"), company's interest in PULVITEC DO BRASIL INDÚSTRIA E COMÉRCIO DE COLAS E ADESIVOS LTDA. had been transferred to the buyer with effect from 28<sup>th</sup> March 2024. Company had received consideration fully in form of cash.

Accordingly, revenue, expenses as well as profit/ (loss) after tax in these companies have been included upto 28<sup>th</sup> March 2024 in the consolidated financial statements as per Ind AS-110. As of the date of transfer, the Group had derecognised the assets and liabilities of subsidiary and recorded a loss of ₹ 71.67 crores on loss of control in such erstwhile subsidiary which is included under exceptional items.

(₹ in crores)

Particulars	Amount
<b>Financial Assets</b>	
Cash consideration	47.20
Less: Transaction cost	(2.36)
Cash consideration	44.84
Less: Carrying value of Net assets	(90.46)
Net loss excluding FCTR	(45.62)
Add: Exchange differences arising on translation of foreign operations	(26.05)
<b>Loss on disposal of subsidiary</b>	<b>(71.67)</b>

The detailed listing of the assets and liabilities transferred and the consideration received is set out below:

Net assets	
(A) Assets	
(a) Property, Plant and Equipment	10.44
(b) Right of use asset	2.97
(c) Capital work-in-progress	0.46
(d) Goodwill	22.23
(e) Financial assets (non-current)	6.91
(f) Other non current assets	1.21
(g) Inventories	51.16
(h) Trade receivables	46.76
(i) Cash and cash equivalents	11.99
(j) Other financial assets (current)	0.89
(k) Other current assets	43.29
<b>Total (A)</b>	<b>198.31</b>
(B) Liabilities	
(l) Provisions (non-current)	(1.34)
(m) Current borrowings	(23.36)
(n) Trade payables	(45.40)
(o) Lease liabilities	(2.97)
(p) Other current financial liabilities	(27.94)
(q) Other current liabilities	(2.06)
(r) Current tax liabilities (net)	(4.78)
<b>Total (B)</b>	<b>(107.85)</b>
<b>Net assets (A+B)</b>	<b>90.46</b>

**53 Subsidiaries**

Details of the Group's subsidiaries at the end of the reporting period are as follows:

Name of Subsidiary	Place of incorporation and operation	Proportion of ownership interest and voting rights held by the Group	
		As at 31 <sup>st</sup> March 2024	As at 31 <sup>st</sup> March 2023
a. Fevicol Company Ltd (Fevicol)	India	100.00%	100.00%
b. Bhimad Commercial Company Pvt Ltd (Bhimad)	India	100.00%	100.00%
c. Pidilite Ventures Private Limited (PVPL)	India	100.00%	100.00%
d. Solstice Business Solutions Pvt Ltd (SBSPL)****	India	100.00%	-
e. Pagel Concrete Technologies Pvt Ltd (PCTPL)	India	80.00%	80.00%
f. Building Envelope Systems India Ltd (BESI)	India	60.00%	60.00%
g. Nina Percept Private Limited	India	100.00%	74.58%
h. Hybrid Coatings (Hybrid)	India	60.00%	60.00%
i. Pidilite International Pte Ltd (PIPL)	Singapore	100.00%	100.00%
j. Pidilite Middle East Ltd (PMEL)	United Arab Emirates	100.00%	100.00%
k. Pulvitec do Brasil Industria e Comercio de Colas e Adesivos Ltda (Pulvitec) (ceased to be the subsidiary of the Company w.e.f. 28 <sup>th</sup> March 2024)	Brazil	-	100.00%
l. Pidilite USA Inc (PUSA)	USA	100.00%	100.00%
m. Pidilite MEA Chemicals LLC (Jupiter)	United Arab Emirates	100.00%	49.00%
n. PT Pidilite Indonesia (PTPI)	Indonesia	100.00%	100.00%
o. Pidilite Speciality Chemicals Bangladesh Pvt Ltd (PSCB)	Bangladesh	100.00%	100.00%
p. Pidilite Innovation Centre Pte Ltd (PICPL)	Singapore	100.00%	100.00%
q. Pidilite Industries Egypt SAE (PIE)	Egypt	100.00%	100.00%
r. Pidilite Bamco Ltd (Bamco)	Thailand	100.00%	100.00%
s. Pidilite Chemical PLC (PCPLC)	Ethiopia	100.00%	100.00%
t. PIL Trading (Egypt) LLC (PTC)	Egypt	100.00%	100.00%
u. Pidilite Industries Trading (Shanghai) Co Ltd (Pidilite Shanghai)	China	100.00%	100.00%
v. Bamco Supply and Services Ltd (BSSL)*	Thailand	49.00%	49.00%
w. ICA Pidilite Pvt Ltd (ICA)*	India	50.00%	50.00%
x. Cipy Polyurethanes Pvt Ltd#	India	-	100.00%
y. Pidilite Lanka (Pvt) Ltd (PLPL)	Sri Lanka	76.00%	76.00%
z. Nebula East Africa Pvt Ltd (Nebula)	Kenya	100.00%	100.00%
aa. Nina Lanka Construction Technologies (Pvt) Ltd (Nina Lanka)**	Sri Lanka	93.94%	72.70%
ab. Pidilite Ventures LLC	USA	100.00%	100.00%
ac. Pidilite East Africa Limited	Kenya	55.00%	55.00%
ad. Pidilite Litokol Pvt Ltd	India	60.00%	60.00%
ae. Pidilite Grupo Puma Manufacturing Ltd (PGPML)*	India	50.00%	50.00%
af. Nina Percept (Bangladesh) Pvt Ltd ***	Bangladesh	100.00%	71.81%
ag. Pidilite C-Techos Walling Ltd	India	60.00%	60.00%
ah. Tenax Pidilite India Pvt Ltd	India	70.00%	70.00%
ai. Pidilite Adhesives Pvt Ltd#	India	-	100.00%

\* BSSL, ICA, and PGPML are subsidiaries of the Group even though the Group has 49%, 50% and 50% ownership interest and voting rights in the subsidiaries respectively. However, based on the relevant facts and circumstances, control and management of these entities lie with the Group. The Group has the power to direct the relevant activities of these entities and therefore controls these entities.

\*\* Nina Lanka Construction Technologies (Pvt) Ltd (Nina Lanka) is a 100% subsidiary of Nina Percept Private Limited and Pidilite Lanka (Pvt) Ltd.

\*\*\* Nina Percept (Bangladesh) Pvt Ltd (Nina Bangladesh) is a 100% subsidiary of Nina Percept Private Limited and Pidilite Speciality Chemicals Bangladesh Pvt Ltd (PSCB)

\*\*\*\* Solstice Business Solutions Pvt Ltd (SBSPL) is a 100% subsidiary of Pidilite Ventures Pvt Ltd (PVPL).

# Merged with parent company.

(₹ in crores)

54 Taxes					
1. Deferred Tax					
Particulars	As at 31 <sup>st</sup> March 2024		As at 31 <sup>st</sup> March 2023		
Deferred Tax Assets (net)	(28.34)		(20.15)		
Deferred Tax Liabilities (net)	392.38		398.15		
<b>TOTAL</b>	<b>364.04</b>		<b>378.00</b>		
a 2023-24					
Deferred tax (assets) / liabilities in relation to:					
Particulars	Opening Balance	Recognised in Profit or Loss	Recognised in Other Comprehensive Income	Foreign Currency Translation	Closing Balance
Property, Plant and Equipment & Intangible Assets	447.52	(4.08)	-	4.93	448.37
FVTPL financial assets	5.60	(26.62)	(7.42)	-	(28.44)
Other Provisions	(9.99)	11.69	-	0.10	1.80
Allowance for Doubtful Debts	(25.17)	1.89	-	0.60	(22.68)
Provision for Employee Benefits	(22.50)	5.32	(6.81)	-	(24.00)
Tax Losses	(17.46)	5.10	-	1.34	(11.01)
<b>TOTAL</b>	<b>378.00</b>	<b>(6.70)</b>	<b>(14.23)</b>	<b>6.97</b>	<b>364.04</b>
b 2022-23					
Deferred tax (assets) / liabilities in relation to:					
Particulars	Opening Balance	Recognised in Profit or Loss	Recognised in Other Comprehensive Income	Foreign Currency Translation	Closing Balance
Property, Plant and Equipment & Intangible Assets	450.83	(4.10)	-	0.79	447.52
FVTPL financial assets	4.29	(3.03)	4.33	0.01	5.60
Other Provisions	(9.31)	-	-	(0.68)	(9.99)
Allowance for Doubtful Debts	(24.13)	(0.83)	-	(0.21)	(25.17)
Provision for Employee Benefits	(19.82)	(3.16)	0.48	-	(22.50)
Share issue and buy-back costs	(1.11)	1.11	-	-	-
Tax Losses	(23.58)	6.21	-	(0.09)	(17.46)
<b>TOTAL</b>	<b>377.17</b>	<b>(3.80)</b>	<b>4.81</b>	<b>(0.18)</b>	<b>378.00</b>
2. Income Taxes					
a Income Tax recognised in Consolidated Statement of Profit and Loss					
Particulars	For the year ended 31 <sup>st</sup> March 2024		For the year ended 31 <sup>st</sup> March 2023		
Current Tax					
In respect of the current year	638.08		438.16		
In respect of prior years	0.55		0.01		
<b>TOTAL</b>	<b>638.63</b>		<b>438.17</b>		
Deferred Tax					
In respect of the current year	(6.70)		(3.80)		
<b>Income tax expense recognised in the Consolidated Statement of Profit and Loss</b>	<b>631.93</b>		<b>434.37</b>		

(₹ in crores)

b The Income Tax expense for the year can be reconciled to the accounting profit as follows:		
Particulars	For the year ended 31 <sup>st</sup> March 2024	For the year ended 31 <sup>st</sup> March 2023
<b>Profit before tax (after exceptional items)</b>	<b>2,383.40</b>	1,716.60
Income Tax Rate (%)*	25.17	25.17
Income Tax expense	599.85	432.03
Effect of income that is exempt from taxation	(6.74)	(3.05)
Effect of expenses that are not deductible in determining taxable profit	12.90	10.35
Effect of lower rate of tax	(0.57)	(0.46)
Effect of previously unrecognised and unused tax losses and deductible temporary differences now recognised as deferred tax assets	(1.16)	-
Effect of previously unrecognised and unused tax losses and deductible temporary differences now recognised as deferred tax liabilities	-	0.60
Effect of subsidiary companies taxed at a different rate than the Parent Company	35.88	10.00
Effect of concessions (Deduction u/S35(iv) for Capital Expenditure)	(14.76)	(5.26)
Others	5.98	(9.85)
<b>TOTAL</b>	<b>631.38</b>	434.36
Adjustments recognised in the current year in relation to the current tax of prior years	0.55	0.01
<b>Income tax expense recognised in the Consolidated Statement of Profit and Loss</b>	<b>631.93</b>	434.37
c Income Tax recognised in Other Comprehensive Income		
Particulars	For the year ended 31 <sup>st</sup> March 2024	For the year ended 31 <sup>st</sup> March 2023
Tax arising on income and expenses recognised in Other Comprehensive Income:		
Re-measurement of Defined Benefit Obligation	14.23	(4.81)
<b>Income Tax recognised in Other Comprehensive Income</b>	<b>14.23</b>	<b>(4.81)</b>

\* The Tax rate used for the above reconciliation is the corporate tax rate of 25.17% (25.17% for the year ended 31<sup>st</sup> March 2023) payable by corporate entities in India on taxable profits under Indian Tax Law.

In line with accounting policy of the Group, deferred tax assets are recognised to the extent that it is probable that taxable profit will be available against which the deductible temporary differences and carry forward tax losses (including capital losses) can be utilised and deferred tax asset (net) has been recognised only to the extent of reasonable certainty of available tax profits in future. Accordingly, the Group has not recognised deferred tax assets of ₹ 94.90 crores. in respect of carried forward capital losses of ₹ 377.08 crores as of 31<sup>st</sup> March 2024. The unused tax losses will lapse in financial year 2031-32.

(₹ in crores)

55 Lease		
Impact of Ind AS 116 on the Consolidated Statement of Profit and Loss:		
Particulars	For the year ended 31 <sup>st</sup> March 2024	For the year ended 31 <sup>st</sup> March 2023
Interest on lease liabilities (refer Note 37)	17.54	13.10
Depreciation of Right-of-use assets (refer Note 38)	66.21	52.53
Deferred tax (credit)	(2.88)	(3.43)
<b>Impact on the Consolidated Statement of Profit and Loss for the year</b>	<b>80.87</b>	<b>62.20</b>
Expenses related to short term lease incurred during the year (refer Note 39)	45.43	36.44

Non Cash Changes in Cash Flows from Financial Activities						
Particulars	Opening balance	Cash Flows	Non-Cash Changes			Closing Balance
			Additions	Others*	Foreign currency translation reserve	
Lease liabilities	227.35	(99.43)	80.80	35.22	7.38	251.32
	(128.49)	((49.17))	(134.30)	(15.10)	((1.37))	(227.35)
Borrowings - Non-Current	-	-	-	-	-	-
	(1.72)	((2.97))	-	(1.25)	-	-
Borrowings - Current	163.26	(12.95)	-	(19.16)	-	131.15
	(285.62)	((77.56))	-	(44.80)	-	(163.26)

Figures in brackets () represents previous year

\*includes interest unwinding and disposal

## 56 Details of provisions

Provisions are recognised when the Group has a present obligation (legal or constructive) as a result of a past event, it is probable that an outflow of resources embodying economic benefits will be required to settle the obligation and a reliable estimate can be made of the amount of the obligation. Provisions are measured at the best estimate of the expenditure required to settle the present obligation at the Balance Sheet date.

Provisions are reviewed at each balance sheet date and adjusted to reflect the current best estimate. If it is no longer probable that the outflow of resources would be required to settle the obligation, the provision is reversed.

Provision for warranties represents management's best estimate of the liability for warranties based on past experience of claims.

The provisions for tax related matters comprises of numerous separate cases that arise in the ordinary course of business. These provisions have not been discounted as it is not practicable for the Group to estimate the timing of the provision utilisation and cash outflows, if any, pending resolution.

(₹ in crores)

Particulars	Opening Balance	Reclassification**	Additions	Utilisation	Foreign Currency Translation	Closing Balance
Provision for Warranty Expenses	2.36	-	0.78	(0.49)	0.00*	2.65
	(3.81)	-	(0.60)	((2.06))	(0.01)	(2.36)
Provision for Others	0.18	85.63	48.02	(0.18)	0.00*	133.65
	(1.43)	(0.00)*	(0.00)*	((1.23))	((0.02))	(0.18)
<b>Total</b>	<b>2.54</b>	<b>85.63</b>	<b>48.80</b>	<b>(0.67)</b>	<b>0.00*</b>	<b>136.30</b>
	(5.24)	(0.00)*	(0.60)	((3.29))	((0.01))	(2.54)

Figures in brackets () represents previous year

\* Denotes amount less than ₹ 50,000/-

\*\* During the year, with a view to ensuring better presentation, the Company has classified provision for indirect tax related matters of ₹ 133.65 crores under Provisions- Current. The corresponding amount of accrual for expenses pertaining to provision for indirect tax matters of ₹ 85.63 crores reported in the financial statements for the year ended 31<sup>st</sup> March 2023 have not been regrouped as these are not considered material

## 57 Other Information

- a) During the current year, the Parent Company invested an amount of ₹ 50.02 crores in Pidilite Ventures Private Limited (PVPL) (formerly known as Madhumala Ventures Pvt Ltd), a wholly owned subsidiary of the Parent Company. PVPL has further invested in the following companies.
- invested an amount of ₹ 3.65 crores in previous year in the Abeyaantrix Technology Private Limited. The company operates a software-enabled platform for construction contractors to manage documents, and record financial transactions, known by the name of Onsite.
  - invested an amount of ₹ 6 crores in the current year (₹ 23.89 crores in previous year) in the Buildnext Construction Solutions Private Limited. The company is engaged in providing end to end home construction services.
  - invested an amount of ₹ 5.00 crores in current year (₹ 9.00 crores in previous year) in the Finemake Technologies Private Limited by subscription to preference shares. The company is engaged in business of providing interior designing services.
  - invested an amount of ₹ 0.57 crores in current year (₹ 0.49 crores in previous year) in the Climacrew Private Limited by subscription to equity shares. The company is engaged in business of supply of seaweed and seaweed products.
  - invested an amount of ₹ 1.50 crores in the current year (₹ Nil in previous year) in the Constroybot Robotics Pvt Ltd by subscription to equity shares. The company is engaged in business of manufacturing special purpose machineries.
  - invested an amount of ₹ 20.00 crores in the current year (₹ Nil in previous year) in the Imagimake Play Solutions Pvt Ltd by subscription to equity shares. The company is engaged in business of providing toys which cater to art & hobby, educational toys, puzzles and 3D model sets.
  - invested an amount of ₹ 20.59 crores in the current year (₹ Nil in previous year) in the Pepperfry Private Limited (formerly known as M/s. Trendsutra Platform Services) by subscription to Non cumulative Compulsory Convertible Preference Shares. Pepperfry is an online furniture chain in India.
- b) During current year, the Parent Company decided to sell plant and machinery located at Mahad and accordingly has reclassified identified assets as "Assets held for sale" at fair market value of ₹ 3.41 crores. The Parent Company has recognised an impairment loss amounting to ₹ 20.36 crores under Depreciation, Amortisation and Impairment Expense in the consolidated financial Statements based on estimated realizable value.
- c) During current year, the Parent Company entered into master agreement with M/s Basic Adhesives LLC for purchase of certain intangible assets at an agreed consideration of USD 3,000,000. The transaction has been accounted as asset acquisition in line with Ind AS 38 (Intangible Asset). The Parent Company incurred transaction cost of ₹ 0.27 crores for the above asset acquisition which was capitalised along with Basic Adhesive Trademark, IPR and technical knowhow. Total value of ₹ 24.91 crores is recognised under Intangible assets in the consolidated financial statements.
- d) In previous year Pidilite USA Inc, entity within the group had decided to discontinue the operations of its Sargent Art Division, in a phased manner, over the next year. Revenue from operations and Profit / (Loss) before tax pertaining to Sargent Art Division for the year ended 31<sup>st</sup> March 2023 is ₹ 128.8 crores and (₹ 5.2 crores) respectively.

The above does not constitute a material event to the Group.

- e) During the current year, Pidilite MEA Chemicals LLC and Corporacion Empresarial Grupo Puma S.L., have incorporated a Joint venture named PidilitePuma MEA Chemical LLC.
- f) During the current year, the Parent Company had paid Dividend of ₹ 11.00 per equity share of ₹ 1 each for the financial year 2022-23.
- g) The respective Board of Directors of the subsidiary company and associate company incorporated in India have proposed final dividend of ₹ 4.20 per equity share and ₹ 6.75 per equity share respectively for the year which is subject to the approval of the respective members at the ensuing Annual General Meeting.
- h) Disclosure as per Regulation 34(3) read with Schedule 5 of Listing Regulations with the Stock Exchanges and Section 186 of the Companies Act, 2013
- Loans and Advances in the nature of loans given to subsidiaries, associates, firms/ companies in which directors are interested:

(₹ in crores)

Name of the Companies	Opening balance	Loans given	Loans Repaid	Closing Balance	Maximum Balance Outstanding during the year
<b>Associate</b>					
Aapkapainter Solutions Private Limited*	2.04	7.62	-	9.66	9.66
	(-)	(2.04)	(-)	(2.04)	(2.04)

\* Loan to associate is interest bearing @ 9% per annum and is repayable as per agreed schedule.



**58 Discontinued operations**

On 28<sup>th</sup> March 2024, the Parent Company has sold 100% stake in its wholly owned subsidiary Pulvitec do Brasil Industria e Comercio de Colas e Adesivos Ltda ('Pulvitec') for a consideration of ₹ 47.20 crores. Revenue from operations, Loss before tax and net cash flows attributable to the operating, investing and financing activities of Pulvitec is ₹ 133.60 crores, ₹ 4.06 crores and ₹ 2.25 crores respectively. The impact of the current year results of Pulvitec on the basic and diluted EPS is ₹ 0.07 and ₹ 0.07. As Pulvitec does not represent a separate major line of business or geographical area of operations and aforementioned amounts are not material to the consolidated financial statements, the detailed disclosure in accordance with Ind AS 105 Non-current Assets Held for Sale and Discontinued Operations is not applicable to the Group.

**59 Additional Regulatory Information Required By Schedule III To The Companies Act, 2013:**

- The Group did not have any material transactions with companies struck off under Section 248 of the Companies Act, 2013 or Section 560 of Companies Act, 1956 during the current and previous financial year.
- The Parent and Indian subsidiaries does not have any benami property held in its name. No proceedings have been initiated on or are pending against the Company for holding benami property under the Benami Transactions (Prohibition) Act, 1988 (45 of 1988) and Rules made thereunder.
- The Parent and Indian subsidiaries has not been declared wilful defaulter by any bank or financial institution or other lender or government or any government authority.
- The Parent and Indian subsidiaries has complied with the requirement with respect to number of layers as prescribed under Section 2(87) of the Companies Act, 2013 read with the Companies (Restriction on number of layers) Rules, 2017.
- There is no income surrendered or disclosed as income during the year in tax assessments under the Income Tax Act, 1961 (such as search or survey), that has not been recorded in the books of account.
- The Parent and Indian subsidiaries has not traded or invested in crypto currency or virtual currency during the year.
- The Parent and Indian subsidiaries does not have any charges or satisfaction of charges which is yet to be registered with Registrar of Companies beyond the statutory period.
- The Parent and its subsidiaries, associates and joint venture which are companies incorporated in India, whose financial statements have been audited under the Act, have not received any funds from any person(s) or entity(ies), including foreign entities ("Funding Parties"), with the understanding, whether recorded in writing or otherwise, that the Parent or any of such subsidiaries, associates and joint venture shall, directly or indirectly, lend or invest in other persons or entities identified in any manner whatsoever by or on behalf of the Funding Party ("Ultimate Beneficiaries") or provide any guarantee, security or the like on behalf of the Ultimate Beneficiaries except as disclosed in Note 57.
- Following disclosures are not applicable for consolidated financial statements as per schedule III:
  - Title deeds of immovable properties
  - Accounting ratios

**60 Approval of financial statements**

The consolidated financial statements are approved for issue by the Audit Committee and by the Board of Directors at their respective meetings held on 7<sup>th</sup> May 2024.

**61 Additional information as required by Paragraph 2 of the General Instructions for Preparation of Consolidated Financial Statements to Schedule III to the Companies Act, 2013**as at 31<sup>st</sup> March 2024

Name of the entity	Net assets, i.e., Total Assets - Liabilities		Share of Profit and Loss		Share in Other Comprehensive Income		Share in Total Comprehensive Income	
	As % of consolidated net assets	Amount	As % of consolidated Profit and Loss	Amount	As % of consolidated Other Comprehensive Income	Amount	As % of consolidated Total Comprehensive Income	Amount
<b>Pidilite Industries Limited</b>	<b>85.12</b>	<b>7,334.54</b>	<b>95.26</b>	<b>1,664.54</b>	<b>543.10</b>	<b>173.20</b>	<b>103.28</b>	<b>1,837.74</b>
<b>Indian Subsidiaries</b>								
Bhimad Commercial Co Pvt Ltd	0.02	1.49	-	0.01	-	-	0.00*	0.01
Building Envelope Systems India Ltd	0.05	4.09	(1.22)	(20.23)	(0.85)	(0.27)	(1.15)	(20.50)
Fevicol Company Ltd	0.00*	0.25	(0.03)	(0.54)	-	-	(0.03)	(0.54)
Hybrid Coatings	0.08	6.78	(0.52)	(9.15)	(0.03)	(0.01)	(0.51)	(9.16)
Pidilite Ventures Private Limited (formerly known as Madhumala Ventures Pvt Ltd)	2.46	211.59	0.01	0.17	(69.18)	(22.06)	(1.23)	(21.89)
Solstice Business Solutions Pvt Ltd	-	-	(0.00)*	(0.07)	-	-	(0.00)*	(0.07)
Nina Percept Private Limited	1.93	166.54	2.92	50.95	(1.38)	(0.44)	2.84	50.51
Pagel Concrete Technologies Pvt Ltd	0.00*	0.07	-	-	-	-	-	-
ICA Pidilite Pvt Ltd	1.10	94.75	(2.97)	(51.89)	(2.45)	(0.78)	(2.96)	(52.67)
Pidilite C-Techos Walling Ltd	0.01	0.99	(0.02)	(0.28)	-	-	(0.02)	(0.28)
Pidilite Grupo Puma Manufacturing Ltd	0.23	19.91	(0.45)	(7.83)	0.19	0.06	(0.44)	(7.77)
Pidilite Litokol Pvt Ltd	0.32	27.17	(2.21)	(38.70)	0.06	0.02	(2.17)	(38.68)
Tenax Pidilite India Pvt Ltd	0.36	31.43	(1.92)	(33.63)	0.06	0.02	(1.89)	(33.61)
<b>Foreign Subsidiaries</b>								
Pidilite Bamco Ltd	0.60	51.77	0.33	5.82	(2.15)	(0.69)	0.29	5.13
Bamco Supply and Services Ltd	0.05	4.41	0.08	1.33	(1.14)	(0.36)	0.05	0.97
Pidilite MEA Chemicals LLC	1.02	87.62	6.01	105.00	(83.80)	(26.72)	4.40	78.28
Pidilite Chemical PLC	-	-	-	-	0.28	0.09	0.01	0.09
Pidilite Industries Egypt SAE	0.29	24.98	0.42	7.15	18.25	5.82	0.73	12.97
Pidilite Industries Trading (Shanghai) Co Ltd	0.00*	0.28	(0.07)	(1.19)	(0.06)	(0.02)	(0.07)	(1.21)
Pidilite Innovation Centre Pte Ltd	0.10	8.31	(0.36)	(6.21)	-	-	(0.35)	(6.21)
Pidilite International Pte Ltd	0.20	17.30	(0.29)	(5.04)	(222.40)	(70.92)	(4.27)	(75.96)
Pidilite Lanka (Pvt) Ltd	0.37	32.10	0.99	17.22	0.80	0.25	0.98	17.47
Pidilite Middle East Ltd	(0.00)*	(0.02)	(0.00)*	(0.05)	(8.25)	(2.63)	(0.15)	(2.68)
Pidilite Speciality Chemicals Bangladesh Pvt Ltd	1.48	127.77	2.73	47.50	0.04	0.01	2.67	47.51
Pidilite USA Inc	0.19	16.51	0.06	1.06	(1.10)	(0.35)	0.04	0.71
PIL Trading (Egypt) LLC	0.06	4.89	0.19	3.14	4.88	1.56	0.26	4.70
PT Pidilite Indonesia	0.03	2.63	(0.03)	(0.59)	0.47	0.15	(0.02)	(0.44)
Pulvitec do Brasil Industria e Comercio de Colas e Adesivos Ltda	-	-	(0.20)	(3.51)	(78.89)	(25.16)	(1.61)	(28.67)
Nina Lanka Construction Technologies (Pvt) Ltd	0.02	1.75	0.06	1.12	1.81	0.58	0.10	1.70
Nebula East Africa Pvt Ltd	0.01	0.66	0.01	0.10	0.03	0.01	0.01	0.11
Pidilite Ventures Ltd	0.11	9.72	0.01	0.10	(8.06)	(2.57)	(0.14)	(2.47)
Pidilite East Africa Limited	0.10	8.55	0.55	9.55	0.41	0.13	0.54	9.68
Nina Percept (Bangladesh) Pvt Ltd	0.00	0.21	-	-	-	-	-	-
<b>Non-Controlling Interest</b>	<b>2.44</b>	<b>209.85</b>	<b>0.89</b>	<b>15.62</b>	<b>9.34</b>	<b>2.98</b>	<b>1.05</b>	<b>18.60</b>
Aapkapainter Solutions Pvt Ltd (Associate)	0.11	9.46	(0.25)	(4.36)	-	-	(0.25)	(4.36)
Vinyl Chemicals (India) Ltd (Associate)	0.59	50.86	0.51	8.86	-	-	0.50	8.86
Constrobot Robotics Pvt Ltd	0.03	2.84	(0.01)	(0.23)	-	-	(0.01)	(0.23)
Kaarwan Eduventures Private Limited (Associate)	0.04	3.23	(0.02)	(0.32)	-	-	(0.02)	(0.32)
Climacrew Private Limited (Associate)	-	-	(0.04)	(0.72)	-	-	(0.04)	(0.72)
Buildnext Construction Solutions Pvt Ltd (Associate)	0.28	24.13	(0.19)	(3.30)	-	-	(0.19)	(3.30)
Finemake Technologies Private Limited (Associate)	0.14	12.31	(0.14)	(2.44)	-	-	(0.14)	(2.44)
PidilitePuma MEA Chemical LLC	0.06	5.28	(0.09)	(1.53)	-	-	(0.09)	(1.53)
<b>TOTAL</b>	<b>100.00</b>	<b>8,617.01</b>	<b>100.00</b>	<b>1,747.42</b>	<b>100.00</b>	<b>31.89</b>	<b>100.00</b>	<b>1,779.31</b>

\* denotes percentage less than 0.01.

(₹ in crores)

as at 31<sup>st</sup> March 2023

Name of the entity	Net assets, i.e., Total Assets - Liabilities		Share of Profit and Loss		Share in Other Comprehensive Income		Share in Total Comprehensive Income	
	As % of consolidated net assets	Amount	As % of consolidated Profit and Loss	Amount	As % of consolidated Other Comprehensive Income	Amount	As % of consolidated Total Comprehensive Income	Amount
<b>Pidilite Industries Limited</b>	<b>82.24</b>	<b>6,123.80</b>	<b>91.86</b>	<b>1,184.02</b>	<b>434.61</b>	<b>141.01</b>	<b>100.28</b>	<b>1,325.03</b>
<b>Indian Subsidiaries</b>								
Bhimad Commercial Co Pvt Ltd	0.02	1.48	0.00*	0.06	-	-	0.00*	0.06
Building Envelope Systems India Ltd	0.07	5.53	(1.22)	(15.66)	-	-	(1.19)	(15.66)
Fevicol Company Ltd	0.00*	0.29	(0.00)*	(0.01)	-	-	(0.00)*	(0.01)
Hybrid Coatings	0.09	6.71	(0.80)	(10.29)	(0.03)	(0.01)	(0.78)	(10.30)
Pidilite Ventures Private Limited (formerly known as Madhumala Ventures Pvt Ltd)	2.58	191.97	0.00*	0.05	39.45	12.80	0.97	12.85
Nina Percept Private Limited	1.48	110.42	3.53	45.48	(3.76)	(1.22)	3.35	44.26
Pagel Concrete Technologies Pvt Ltd	0.00*	0.07	-	-	-	-	-	-
ICA Pidilite Pvt Ltd	1.40	104.34	(4.26)	(54.96)	(0.31)	(0.10)	(4.17)	(55.06)
Pidilite C-Techos Walling Ltd	0.02	1.14	(0.04)	(0.46)	-	-	(0.03)	(0.46)
Pidilite Grupo Puma Manufacturing Ltd	0.33	24.80	(0.14)	(1.79)	-	-	(0.14)	(1.79)
Pidilite Litokol Pvt Ltd	0.35	26.04	(0.25)	(3.25)	-	-	(0.25)	(3.25)
Tenax Pidilite India Pvt Ltd	0.42	31.34	(2.51)	(32.29)	-	-	(2.44)	(32.29)
<b>Foreign Subsidiaries</b>								
Pidilite Bamco Ltd	0.69	51.07	0.44	5.61	5.71	1.85	0.56	7.46
Bamco Supply and Services Ltd	0.06	4.55	0.14	1.82	0.58	0.19	0.16	2.01
Pidilite MEA Chemicals LLC	0.87	65.10	6.67	85.96	16.71	5.42	6.92	91.38
Pidilite Chemical PLC	(0.00)*	(0.00)*	-	-	(0.22)	(0.07)	(0.01)	(0.07)
Pidilite Industries Egypt SAE	0.27	20.03	1.25	16.02	37.48	12.16	2.13	28.18
Pidilite Industries Trading (Shanghai) Co Ltd	0.00*	0.25	(0.07)	(0.96)	0.03	0.01	(0.07)	(0.95)
Pidilite Innovation Centre Pte Ltd	0.14	10.11	(0.50)	(6.38)	0.89	0.29	(0.46)	(6.09)
Pidilite International Pte Ltd	0.41	30.45	(1.27)	(16.40)	(415.91)	(134.94)	(11.45)	(151.34)
Pidilite Lanka (Pvt) Ltd	0.36	26.45	1.21	15.60	26.67	8.65	1.84	24.25
Pidilite Middle East Ltd	0.00 *	0.02	(0.01)	(0.16)	(29.57)	(9.59)	(0.74)	(9.75)
Pidilite Speciality Chemicals Bangladesh Pvt Ltd	1.40	104.32	4.23	54.45	(13.69)	(4.44)	3.78	50.01
Pidilite USA Inc	1.54	114.60	(0.89)	(11.53)	(11.40)	(3.70)	(1.15)	(15.23)
PIL Trading (Egypt) LLC	0.04	3.30	0.36	4.48	8.77	2.84	0.55	7.32
PT Pidilite Indonesia	0.04	2.74	(0.05)	(0.65)	(0.46)	(0.15)	(0.06)	(0.80)
Pulvitec do Brasil Industria e Comercio de Colas e Adesivos Ltda	0.52	38.80	(0.02)	(0.25)	(3.85)	(1.25)	(0.11)	(1.50)
Nina Lanka Construction Technologies (Pvt) Ltd	0.01	0.64	0.06	0.79	(1.62)	(0.52)	0.02	0.27
Nebula East Africa Pvt Ltd	0.01	0.53	-	-	(0.03)	(0.01)	(0.00)*	(0.01)
Pidilite Ventures Ltd	0.13	9.48	0.00*	0.02	0.22	0.07	0.01	0.09
Pidilite East Africa Limited	0.09	6.69	0.57	7.31	0.55	0.18	0.57	7.49
Nina Percept (Bangladesh) Pvt Ltd	0.00*	0.21	(0.00)*	(0.02)	-	-	(0.00)*	(0.02)
<b>Non-Controlling Interest</b>	<b>3.14</b>	<b>233.64</b>	<b>1.21</b>	<b>15.62</b>	<b>9.18</b>	<b>2.98</b>	<b>1.41</b>	<b>18.60</b>
Aapkapainter Solutions Pvt Ltd (Associate)	0.19	13.84	(0.28)	(3.60)	-	-	(0.27)	(3.60)
Vinyl Chemicals (India) Ltd (Associate)	0.62	46.29	1.12	14.48	-	-	1.10	14.48
Plus Call Technical Services LLC (Joint Venture) (Refer Note 41B)	-	-	-	-	-	-	-	-
Kaarwan Eduventures Private Limited (Associate)	0.05	3.55	(0.02)	(0.20)	-	-	(0.02)	(0.20)
Climacrew Private Limited (Associate)	0.00*	0.15	(0.03)	(0.34)	-	-	(0.03)	(0.34)
Buildnext Construction Solutions Pvt Ltd (Associate)	0.29	21.43	(0.19)	(2.45)	-	-	(0.19)	(2.45)
Finemake Technologies Private Limited (Associate)	0.13	9.75	(0.10)	(1.25)	-	-	(0.09)	(1.25)
<b>Total</b>	<b>100.00</b>	<b>7,445.92</b>	<b>100.00</b>	<b>1,288.87</b>	<b>100.00</b>	<b>32.45</b>	<b>100.00</b>	<b>1,321.32</b>

\* denotes percentage less than 0.01.

**INFORMATION ON ASSOCIATES**

(Statement pursuant to Section 129 (3) of the Companies Act, 2013 related to Associate Companies)

(₹ in crores)

Name of Associates / Joint Venture	Vinyl Chemicals (India) Ltd	Aapkapainter Solutions Private Limited	Kaarwan Eduventures Private Limited	Constrobot Robotics Private Limited
1 Latest audited Balance Sheet Date	31 <sup>st</sup> March 2024	31 <sup>st</sup> March 2024	31 <sup>st</sup> March 2024	31 <sup>st</sup> March 2024
2 Share of Associate / Joint Venture held by the Company at the year end				
• Number	74,51,540	8,380	406	2,33,309
• Amount of Investment in Associate / Joint Venture	1.18	20.37	3.75	3.07
• Extent of Holding %	40.64%	47.67%	28.88%	29.81%
3 Description of how there is significant influence	Associate	Associate	Associate	Associate
4 Reason why Associate / Joint Venture is not consolidated	refer Note 2.5	refer Note 2.5	refer Note 2.5	refer Note 2.5
5 Networth attributable to Shareholding as per latest audited Balance Sheet	47.46	(24.20)	0.89	0.37
6 Profit/(Loss) for the year				
(i) Considered in Consolidation	8.86	(4.36)	(0.32)	(0.23)
(ii) Not Considered in Consolidation	12.98	(4.79)	(0.78)	(0.55)

\* Less than ₹ 1 Lac

Name of Associates / Joint Venture	Climacrew Private Limited*	Buildnext Construction Solutions Pvt Ltd	Finemake Technologies Private Limited	PidilitePuma MEA Chemical LLC
1 Latest audited Balance Sheet Date	31 <sup>st</sup> March 2024	31 <sup>st</sup> March 2024	31 <sup>st</sup> March 2024	31 <sup>st</sup> March 2024
2 Share of Associate / Joint Venture held by the Company at the year end				
• Number	10,61,025	62,622	6,904	30,00,000
• Amount of Investment in Associate / Joint Venture	1.06	29.89	16.00	6.81
• Extent of Holding %	33.33%	27.61%	36.45%	50.00%
3 Description of how there is significant influence	Associate	Associate	Associate	Joint Venture
4 Reason why Associate / Joint Venture is not consolidated	refer Note 2.5	refer Note 2.5	refer Note 2.5	refer Note 2.5
5 Networth attributable to Shareholding as per latest audited Balance Sheet	(1.20)	0.29	1.81	5.27
6 Profit/(Loss) for the year				
(i) Considered in Consolidation	(0.72)	(3.30)	(2.44)	(1.53)
(ii) Not Considered in Consolidation	(1.73)	(10.39)	(5.13)	(1.53)

\* Climacrew Private Limited has been certified by the management of the associate company.

(₹ in crores)

Name of Associates / Joint Venture	Vinyl Chemicals (India) Ltd	Aapkapainter Solutions Private Limited	Kaarwan Eduventures Private Limited
1 Latest audited Balance Sheet Date	31 <sup>st</sup> March 2023	31 <sup>st</sup> March 2023	31 <sup>st</sup> March 2023
2 Share of Associate held by the Company at the year end			
• Number	74,51,540	8,380	406
• Amount of Investment in Associate / Joint Venture	1.18	20.37	3.75
• Extent of Holding %	40.64%	47.67%	28.88%
3 Description of how there is significant influence	Associate	Associate	Associate
4 Reason why Associate / Joint Venture is not consolidated	refer Note 2.5	refer Note 2.5	refer Note 2.5
5 Networth attributable to Shareholding as per latest audited Balance Sheet	46.05	17.22	0.89
6 Profit/(Loss) for the year			
(i) Considered in Consolidation	14.48	(3.59)	(0.20)
(ii) Not Considered in Consolidation	21.17	(3.94)	(0.69)

Name of Associates / Joint Venture	Climacrew Private Limited	Buildnext Construction Solutions Pvt Ltd	Finemake Technologies Private Limited
1 Latest audited Balance Sheet Date	31 <sup>st</sup> March 2023	31 <sup>st</sup> March 2023	31 <sup>st</sup> March 2023
2 Share of Associate held by the Company at the year end			
• Number	4,94,900	50,474	5,483
• Amount of Investment in Associate / Joint Venture	0.49	23.89	11.00
• Extent of Holding %	33.33%	24.13%	32.20%
3 Description of how there is significant influence	Associate	Associate	Associate
4 Reason why Associate / Joint Venture is not consolidated	refer Note 2.5	refer Note 2.5	refer Note 2.5
5 Networth attributable to Shareholding as per latest audited Balance Sheet	0.00*	15.51	2.27
6 Profit/(Loss) for the year			
(i) Considered in Consolidation	(0.34)	(2.45)	(1.25)
(ii) Not Considered in Consolidation	(0.69)	(7.71)	(2.62)

\* Less than ₹ 50,000

As per our report of even date attached  
**For B S R & Co. LLP**  
Chartered Accountants  
Firm's Registration No - 101248W/W-100022

**SUDHIR SONI**  
Partner  
Membership Number: 041870

**BHARAT PURI**  
Managing Director  
DIN:02173566

**SANDEEP BATRA**  
Executive Director Finance & Chief Financial Officer  
DIN:00871843

**FOR AND ON BEHALF OF THE BOARD OF DIRECTORS  
OF PIDILITE INDUSTRIES LIMITED**  
CIN L24100MH1969PLC014336

**M B PAREKH**  
Executive Chairman  
DIN:00180955

**MANISHA SHETTY**  
Company Secretary  
ACS-20072

Place: Mumbai  
Date: 7<sup>th</sup> May 2024

Place: Khandala  
Date: 7<sup>th</sup> May 2024

## INFORMATION ON SUBSIDIARY COMPANIES

(Pursuant to first proviso to sub-section (3) of section 129 read with rule 5 of Companies (Accounts) Rules, 2014) in Form AOC-1

(₹ in crores)

Name of entity	Date of acquisition / incorporation of subsidiary	Reporting period (FY)	Reporting Currency	Exchange Rates as at year end	Share Capital (includes Share application Money)	Reserves & Surplus	Total Assets	Total Liabilities	Investments (except in case of subsidiaries)	Turnover	Profit / (Loss) Before Taxation	Provision For Tax (including Deferred Tax)	Profit / (Loss) After Taxation	Proposed Dividend	% of shareholding*
Pidilite International Pte Ltd	29.12.2004	31.03.2024	USD	83.40	234.24	26.91	261.37	0.22	-	-	32.12	4.20	27.93	-	100.00%
Pidilite Middle East Ltd	18.05.2005	31.03.2024	AED	22.71	242.48	(114.36)	128.21	0.08	-	-	0.18	-	0.18	-	100.00%
Pidilite MEA Chemicals (LLC)	28.06.2005	31.03.2024	AED	22.71	0.68	(171.91)	161.87	333.10	-	206.70	15.11	-	15.11	-	100.00%
Pidilite Speciality Chemicals Bangladesh Pvt Ltd	29.12.2005	31.03.2024	Taka	0.76	26.83	67.86	169.88	75.18	-	187.12	26.41	7.37	19.03	-	100.00%
Pidilite Bamco Ltd	27.02.2006	31.03.2024	Baht	2.29	8.01	16.54	32.51	7.96	-	53.20	9.23	1.95	7.27	-	100.00%
PT Pidilite Indonesia	01.03.2006	31.03.2024	IDR	0.01	6.39	(3.73)	2.71	0.05	-	-	0.18	0.02	0.16	-	100.00%
Pidilite USA Inc	12.05.2006	31.03.2024	USD	83.40	23.19	(6.46)	17.05	0.33	-	34.40	1.00	(0.00)	1.00	-	100.00%
Pidilite Innovation Center Pte Ltd	20.12.2006	31.03.2024	SGD	61.74	6.14	3.81	15.36	5.40	-	8.40	3.19	0.32	2.87	-	100.00%
Pidilite Industries Egypt - SAE	18.10.2007	31.03.2024	EGP	1.76	33.06	(6.27)	31.32	4.53	-	34.05	3.12	(0.08)	3.20	-	100.00%
Bamco Supply and Services Ltd	22.04.2008	31.03.2024	Baht	2.29	0.23	8.74	9.58	0.62	-	6.34	0.14	0.03	0.11	-	49.00%
PIL Trading (Egypt) LLC	27.07.2009	31.03.2024	EGP	1.76	0.96	(1.86)	5.99	6.90	-	10.06	(0.02)	(0.02)	-	-	100.00%
Pidilite Industries Trading (Shanghai) Co Ltd	22.11.2010	31.03.2024	RMB	11.59	1.11	1.04	2.20	0.05	-	1.06	0.33	-	0.33	-	100.00%
Pidilite Chemical PLC	10.12.2014	31.03.2024	Birr	1.47	2.63	(2.63)	-	-	-	-	0.00	-	-	-	100.00%
Pidilite Ventures LLC	08.08.2018	31.03.2024	USD	83.40	8.76	(1.61)	7.16	0.02	4.25	-	0.10	-	0.10	-	100.00%
Nebula East Africa Pvt Ltd	09.09.2015	31.03.2024	KES	0.63	0.32	0.30	2.22	1.60	-	0.86	0.11	0.02	0.09	-	100.00%
Pidilite Lanka (Pvt) Ltd	07.08.2015	31.03.2024	LKR	0.28	24.33	13.85	53.27	15.09	-	58.78	9.74	2.23	7.51	-	76.00%
Nina Lanka Construction Technologies (Pvt) Ltd	20.02.2017	31.03.2024	LKR	0.28	0.44	0.86	4.19	2.89	-	2.52	0.54	0.16	0.38	-	93.94%
Pidilite East Africa Ltd	12.02.2019	31.03.2024	KES	0.63	11.03	(1.23)	20.80	11.00	-	33.87	1.99	0.89	1.09	-	55.00%
Nina Percept (Bangladesh) Pvt Ltd	29.01.2020	31.03.2024	Taka	0.76	0.33	(0.04)	0.32	0.03	-	-	-	-	-	-	100.00%
Fevicol Company Ltd	28.07.1979	31.03.2024	INR	-	0.27	2.01	2.34	0.06	-	-	0.56	-	0.55	-	100.00%
Pidilite Ventures Pvt Ltd	01.06.1989	31.03.2024	INR	-	0.34	268.50	268.87	0.03	265.10	-	0.23	0.06	0.17	-	100.00%
Bhimad Commercial Company Pvt Ltd	01.06.1989	31.03.2024	INR	-	0.01	1.48	1.50	0.01	-	-	0.03	0.02	0.01	-	100.00%
Pagel Concrete Technologies Pvt Ltd	24.01.2007	31.03.2024	INR	-	0.10	(0.43)	-	0.33	-	-	-	-	-	-	80.00%
Building Envelope Systems India Ltd	07.09.2012	31.03.2024	INR	-	8.35	19.39	29.00	1.26	-	8.94	3.99	1.16	2.83	-	60.00%
Nina Percept Pvt Ltd	30.03.2015	31.03.2024	INR	-	1.60	157.02	338.18	179.57	-	315.62	5.81	(0.81)	6.62	-	100.00%
ICA Pidilite Pvt Ltd	20.11.2015	31.03.2024	INR	-	6.66	236.21	377.43	134.56	-	390.55	55.79	13.95	41.84	-	50.00%
Pidilite C-Techos Walling Ltd	05.03.2020	31.03.2024	INR	-	1.82	(1.24)	1.57	1.00	-	-	(0.47)	-	(0.47)	-	60.00%
Pidilite Litokol Pvt Ltd	07.10.2019	31.03.2024	INR	-	2.60	46.23	57.00	8.17	-	42.27	4.83	0.87	3.96	-	60.00%
Pidilite Grupo Puma Manufacturing Ltd	13.01.2020	31.03.2024	INR	-	2.76	46.22	70.62	21.64	-	1.91	(22.09)	(4.93)	(17.16)	-	50.00%
Tenax Pidilite India Pvt Ltd	28.05.2020	31.03.2024	INR	-	0.60	47.62	55.76	7.55	-	35.06	3.22	0.80	2.42	-	70.00%
Solstice Business Solutions Pvt Ltd	06.04.2023	31.03.2024	INR	-	0.01	(0.07)	0.14	0.20	-	0.29	(0.07)	-	(0.07)	-	100.00%

\* % of holding and voting power either directly or indirectly through subsidiary as at 31<sup>st</sup> March 2024.

Name of Subsidiaries which have been liquidated, merged or sold during the year: Pulvitec do Brasil Industria e Comercio de Colas e Adesivos Ltda (refer Note 58).





[www.pidilite.com](http://www.pidilite.com)



Pidilite Industries Limited  
Registered Office:  
Regent Chambers, 7th Floor,  
Jamnalal Bajaj Marg,  
208 Nariman Point,  
Mumbai 400 021.