

November 25, 2024

BSE Limited Phiroze Jeejeebhoy Towers, Dalal Street, Fort, Mumbai - 400 001 BSE Scrip Code: 532749	National Stock Exchange of India Limited Exchange Plaza, C-1, Block G Bandra Kurla Complex Bandra (East), Mumbai - 400 051 NSE Symbol: ALLCARGO
--	---

Sub: Monthly Operational Update

Dear Sir/Madam,

In accordance with Securities and Exchange Board of India (Listing Obligations and Disclosure Requirements) Regulations, 2015 and Code of Practices and Procedures for Fair Disclosure of Unpublished Price Sensitive Information in terms of Regulation 8 of Securities and Exchange Board of India (Prohibition of Insider Trading) Regulations, 2015, we are enclosing herewith key business parameters for the month ended October 2024.

The given information is as per limited review by the Management. This is for the information of your members and the public at large.

The aforesaid information shall be made available on the Company's website at www.allcargologistics.com.

Kindly take the above on record.

Thanking you,

Yours faithfully,

For Allcargo Logistics Limited

Devanand Mojidra
Company Secretary & Compliance Officer
Membership No.: A14644

Encl: a/a

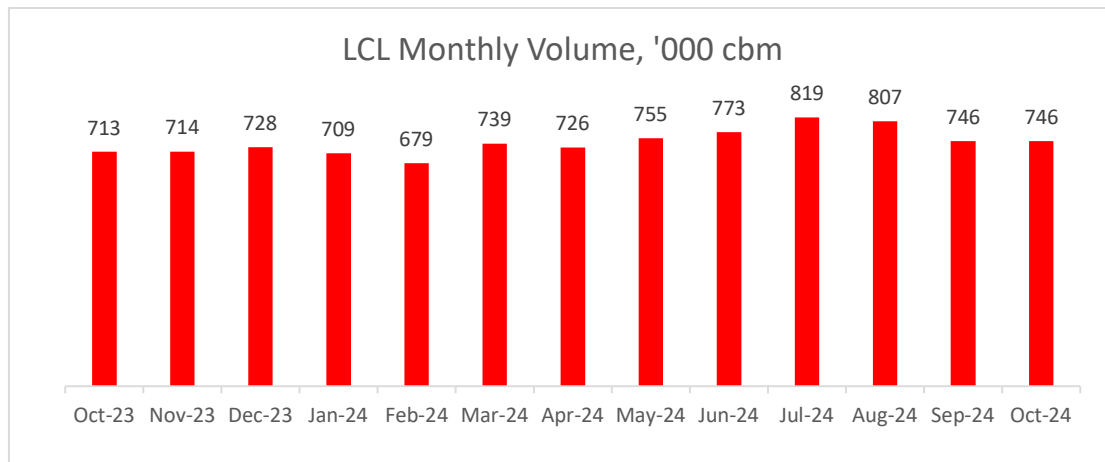
ALLCARGO LOGISTICS LIMITED

Allcargo House, 6th Floor, CST Road, Kalina, Santacruz (E), Mumbai - 400 098. Maharashtra. India.
T: +91 22 6679 8110 | www.allcargologistics.com | CIN: L63010MH2004PLC073508 | GSTN: 27AACCA2894D1ZS
e-mail id: investor.relations@allcargologistics.com

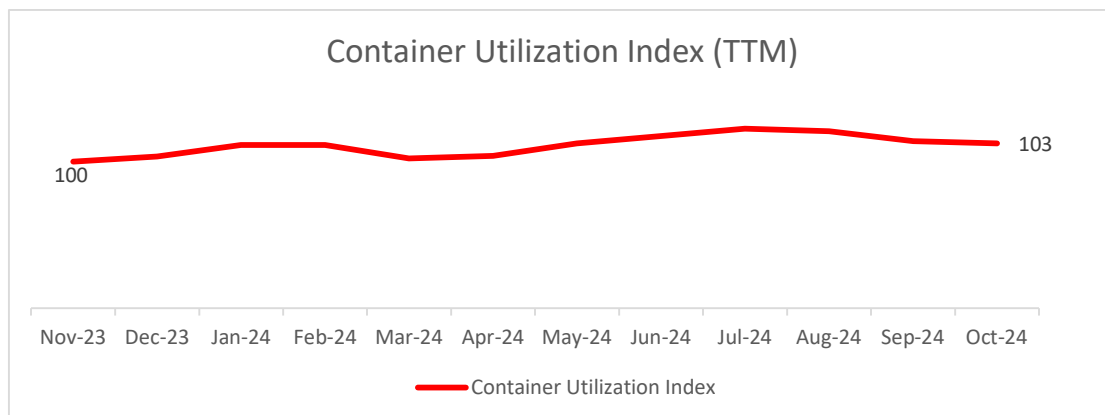
Allcargo International Supply Chain (ISC) Monthly Operational Update

LCL operations:

- LCL volume increased YoY for the fourth consecutive month and stood at 746'000 cubic meters for the month of October 2024 as compared to 713'000 cubic meters in October 2023, depicting a growth of 5%. The volumes have seen marginal growth as compared to last month.
- Economists are predicting a decrease in inflation, easing monetary policies and are hopeful of a soft landing for the global economy. There is expectation of demand bouncing back post the Golden week.
- LCL volume witnessed marginal growth month on month in Latin America, Europe and Asia Pacific and was lower across other regions for the month.

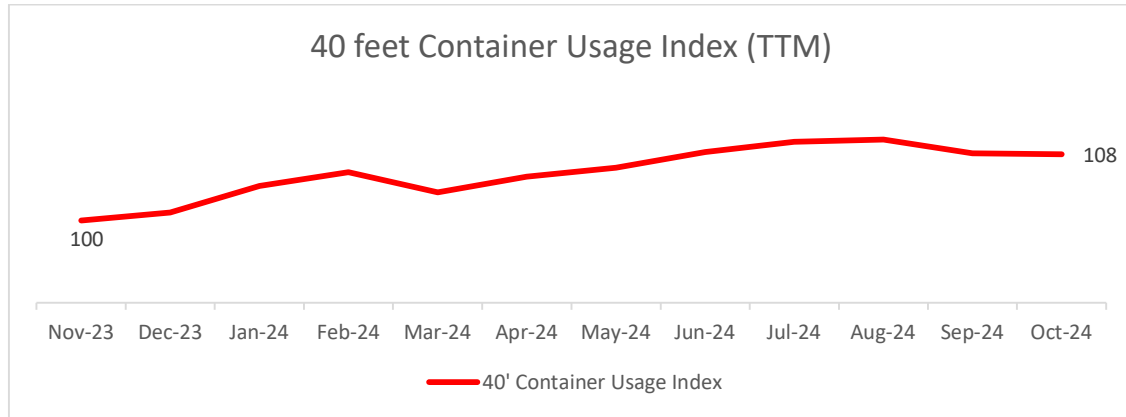


Container utilization: Container utilization had a marginal impact as compared to last month, which is in line with the volumes. However, it remained 3% higher over 12 months ago.



Note: The Index shows Container utilization (Cbm/TEU) levels rebased as Nov 2023 = 100

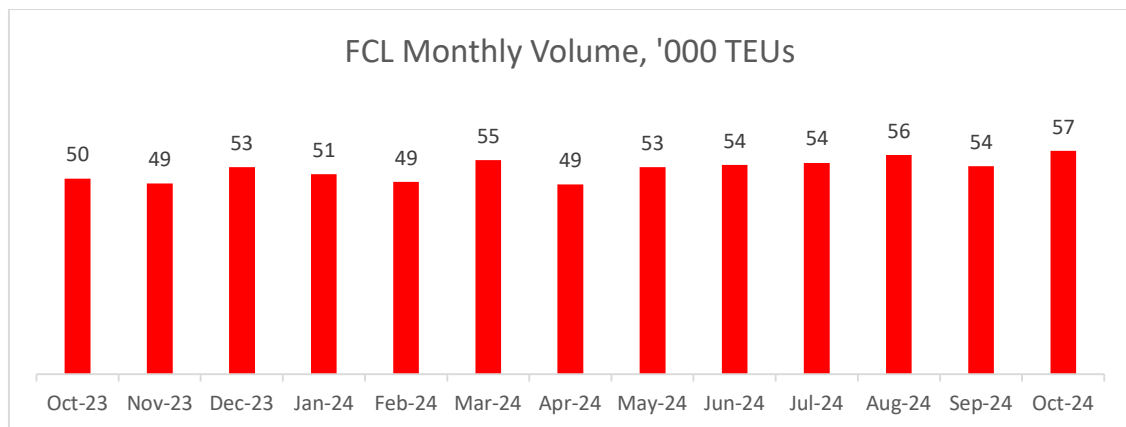
40 feet ratio: 40 feet container usage had a marginal impact as compared to last month, which is in line with the volumes. However, it remained 8% higher over 12 months ago.



Note: The Index shows 40 feet Container usage (number of 40 feet containers as % of total containers used) levels rebased as Nov 2023 = 100

FCL operations:

- FCL volume for the month of October 2024 stood at 57'000 TEUs, which is the highest ever. This represents a growth of 14% as compared to the last year and 7% as compared to previous month.
- FCL volume witnessed growth across all major regions.



Air operations:

- Air volume for the month of October 2024 stood at 2474'000 kilos. This represents a decline of 22% as compared to the last year and 7% as compared to previous month.
- Air volume witnessed a decline in all major regions except Europe and Asia Pacific.

~Ends~