


SHASHIJIT INFRAPROJECTS LIMITED

Construction Engineers
ISO 9001:2015 Certified



14th November, 2024

To,
The Department of Corporate Services,
BSE Limited,
Phiroze Jeejeebhoy Towers,
Dalal Street,
Mumbai-400001

Scrip Code : 540147

Security ID : SHASHIJIT

Sub : Outcome of Board Meeting held on Thursday, 14th November, 2024

Ref : Regulation 30 of SEBI (LODR) Regulations, 2015

Dear Sir/Madam,

In continuation of our letter dated 8th November, 2024, this is to inform that pursuant to Regulation 30 of SEBI (Listing Obligations and Disclosure Requirements) Regulations, 2015, we hereby inform that the Board of Directors at its meeting held on Thursday, 14th November, 2024, have, inter alia, considered and approved the un-audited Standalone Financial Results for the quarter and half year ended 30th September, 2024.


Pursuant to Regulation 30 & 33 of SEBI (Listing Obligations and Disclosure Requirements) Regulations, 2015, please find the enclosed Un-audited Standalone Financial Results for the quarter and half year ended 30th September, 2024 duly approved by the Board of Directors along with Limited Review Report of the Auditors.

Registered & Corporate Office:
Plot No. 209, Shop No. 23, 2nd Floor,
Girnar Khushboo Plaza, GIDC,
Vapi-396195, Gujarat, India.

T : +912602432963, 7878660609
E : info@shashijitinfraprojects.com
W : www.shashijitinfraprojects.com
CIN: L45201GJ2007PLC052114

SHASHIJIT INFRAPROJECTS LIMITED

Construction Engineers
ISO 9001:2015 Certified



The meeting of the Board of Directors commenced at 05:30 PM and concluded at 06:55 PM.

The above information is also available on the website of the Company i.e. www.shashijitinfraprojects.com

We request you to take the above on record and disseminate the same on your website.

Yours Faithfully,

For SHASHIJIT INFRAPROJECTS LIMITED

(Manthan D. Shah)
Company Secretary and Compliance Officer
M. NO. 42509 of ICSI

Encl. as above

KAKARIA AND ASSOCIATES LLP

CHARTERED ACCOUNTANTS

UJWAL K. KAKARIA B. Com., B.L., F.C.A.

SUBHASH S. KOTADIA B. Com.(HONS.) F.C.A.

JAIPRAKASH H. SHETHIYA B. Com., F.C.A.

AMAR J. BHANUSHALI B. Com., D.T.M., F.C.A.

VINAYAK P. BAFANA B. Com., F.C.A.

DATE :

Independent Auditor's Review Report on Quarterly and year to date Unaudited Financial Results of the Company Pursuant to the Regulation 33 and regulations 52 read with regulation 63(2) of the SEBI (Listing Obligations and Disclosure Requirements) Regulations, 2015, as amended.


To,
The Board of Directors
Shashijit Infraprojects Limited

1. We have reviewed the accompanying statement of unaudited financial results of Shashijit Infraprojects Limited for the Quarter ended September 30, 2024 ("the Statement"), and year to date from April 1, 2024 to September 30, 2024 ("the Statement") attached herewith, being submitted by the company pursuant to the requirements of Regulation 33 of the SEBI (Listing Obligation and Disclosure Requirements) Regulations, 2015 as amended (the "Listing regulations").
2. This statement is the responsibility of the Company's Management and has been approved by the Board of Directors, has been prepared in accordance with the recognition and measurement principles laid down in the Indian Accounting Standard 34 "Interim Financial Reporting" ("Ind AS 34"), prescribed under Section 133 of the Companies Act 2013 read with relevant rules issued there under and other accounting principles generally accepted in India. Our responsibility is to issue a report on these financial statements based on our review.
3. We conducted our review of the Statement in accordance with the Standard on Review Engagements (SRE) 2410 - "Review of Interim Financial Information Performed by the Independent Auditor of the Entity", issued by the Institute of Chartered Accountants of India. A review of Interim financial information consists of making inquiries, primarily of the Company's personnel responsible for financial and accounting matters, and applying analytical and other review procedures. A review is substantially less in scope than an audit conducted in accordance with standards on Auditing specified under section 143(10) of the Companies Act, 2013 and consequently does not enable us to obtain assurance that we would become aware of all significant matters that might be identified in an audit. Accordingly, we do not express an audit opinion.

We have also performed procedures in accordance with the circular issued by the SEBI under Regulations 33 (8) of the Listing regulations, to the extent applicable.

4. Based on our review conducted and procedures performed as stated in paragraph 3 above, nothing has come to our attention that causes us to believe that the accompanying statement of unaudited financial results prepared in accordance with applicable accounting standards and other recognized accounting practices and policies has not disclosed the information required to be disclosed in terms of Regulation 33 of the SEBI (Listing Obligations and Disclosure Requirements) Regulations, 2015 including the manner in which it is to be disclosed, or that it contains any material misstatement.

For KAKARIA AND ASSOCIATES LLP
Chartered Accountants
FRN No 104558W/W100601


Jaiprakash H Shethiya
(Partner)
Membership No. 108812
Place: VAPI
Date: 14/11/2024
UDIN: 24108812BKAKJT4855



"KAKARIA'S Eccellenza"

Royal Fortune Complex, Daman Road, Chala, Vapi-396191


Phone : +91 9512004623 to 34. Email : ho@kakariaassociates.com, Website : www.kakariaassociates.com

SHASHIJIT INFRAPROJECTS LIMITED
STANDALONE STATEMENT OF ASSETS AND LIABILITIES AS AT 30TH SEPTEMBER-2024
CIN : L45201GJ2007PLC052114

(In Hundreds)

	Particulars	As at 30th September, 2024	As at 31st March, 2024
	ASSETS		
1	Non-current assets		
	(a) Property, plant and equipment	7,74,290	7,55,232
	(b) Capital work-in-progress	-	-
	(c) Right of Use Assets	-	-
	(d) Other intangible assets	-	-
	(e) Financial assets	-	-
	(i) Trade Receivables	-	-
	(ii) Other financial assets	-	-
	(f) Deferred tax assets (net)	13,221	59,742
	(g) Other non-current assets	1,09,584	1,01,710
	Sub-total - Non-Current Assets	8,97,095	9,16,684
2	Current assets		
	(a) Inventories	12,32,568	12,55,393
	(b) Financial assets	-	-
	(i) Investments	853	847
	(ii) Trade receivables	7,76,879	8,23,780
	(iii) Cash and cash equivalents	9,799	3,911
	(iv) Bank balances other than Cash and Cash equivalents above	84	85
	(v) Other financial assets	47,358	88,837
	(c) Other current assets	4,67,149	4,05,982
	(d) Assets classified as held for sale	-	91,366
	Sub-total - Current Assets	25,34,689	26,70,201
	TOTAL - ASSETS	34,31,785	35,86,884
	EQUITY AND LIABILITIES		
1	Equity		
	(a) Equity Share capital	10,34,400	10,34,400
	(b) Other equity	47,510	85,704
	Sub-total - Shareholders' funds	10,81,910	11,20,104
2	LIABILITIES		
1.	Non-current liabilities		
	(a) Financial liabilities		
	(i) Borrowings	1,21,668	2,31,131
	(ii) Lease Liability	41,145	41,145
	(b) Provisions	10,877	9,829
	(c) Income tax liabilities (net)	-	-
	(d) Other non-current liabilities	-	-
	Sub-total - Non-current liabilities	1,73,691	2,82,105
3	Current liabilities		
	(a) Financial liabilities		
	(i) Borrowing	9,52,196	8,96,273
	(ii) Trade payables		
	(I) Total Outstanding dues to Micro, Small and Medium Enterprises	1,05,414	1,45,249
	(II) Total Outstanding dues Other Than to Micro, Small and Medium Enterprises	9,39,612	8,35,616
	(iii) Lease Liabilities	-	-
	(b) Other current liabilities	1,64,633	2,99,389
	(c) Provisions	14,329	8,147
	(d) Current tax liabilities (net)	-	-
	Sub-total - Current liabilities	21,76,184	21,84,675
	TOTAL - EQUITY AND LIABILITIES	34,31,785	35,86,884

For Shashijit Infraprojects Limited



AJIT D. JAIN
 (Chairman & Managing Director)
 DIN: 01846992



Place: Vapi
 DATE : 14/11/2024


SHASHIJIT INFRAPROJECTS LIMITED
CIN : L45201GJ2007PLC052114

STATEMENT OF UNAUDITED FINANCIAL RESULTS FOR THE QUARTER ENDED 30th SEPTEMBER, 2024

Sr. No.	Particulars	QUARTER ENDED			YEAR TO DATE ENDED		(In Hundreds)
		30th Sep, 2024	30th June, 2024	30th Sep, 2023	30th Sep-2024	30th Sep-2023	YEAR ENDED
		INR	INR	INR	INR	INR	INR
		Unaudited	Unaudited	Unaudited	Unaudited	Unaudited	Audited
1	Revenue						
	a) Revenue from operation	4,79,792	7,57,261	6,18,233	12,37,053	14,31,326	27,35,171
	b) Other income	631	15,659	1,315	16,290	5,813	10,498
	Total Revenue (a+b)	4,80,423	7,72,920	6,19,547	12,53,343	14,37,139	27,45,669
2	Expenses						
	a) Cost of material consumed	1,81,153	3,66,266	2,68,062	5,47,420	6,54,765	12,02,842
	b) Change In Inventory	10,250	(22,319)	(25,328)	(12,069)	1,942	(82,419)
	c) Employee benefits expenses	37,361	59,024	55,328	96,386	1,08,271	2,03,206
	d) Finance costs	18,512	22,270	27,376	40,781	54,402	1,12,906
	e) Depreciation and amortization expenses	19,724	18,849	25,277	38,574	49,882	96,353
	f) Other expenses	2,55,122	2,62,724	2,49,776	5,17,847	5,21,441	11,91,039
	Total Expenses	5,22,123	7,06,815	6,00,490	12,28,939	13,90,703	27,23,927
3	Profit/(Loss) from ordinary activities before Exception Item and tax (1-2)	(41,700)	66,105	19,057	24,404	46,436	21,743
4	Exceptional Items	-	-	-	-	-	-
5	Profit/(Loss) before tax (3-4)	(41,700)	66,105	19,057	24,404	46,436	21,743
6	Total Tax expense:						
	Current tax		(16,653)	(4,441)	(16,653)	(5,977)	(28,316)
	Deferred tax credit	(10,191)	(36,185)	(3,990)	(46,376)	(7,301)	39,330
	Tax Expenses Related to Prior Period						
7	Net Profit/(Loss) from the period (5-6)	(51,892)	13,267	10,626	-38,625	33,158	32,757
8	Profit (Loss) From Discounted Operation Before Tax						-94,170
	Tax Expenses of Discounted Operations						
	NET Profit (Loss) From Discounted Operation After Tax						-94,170
9	Total Profit (Loss) for Period	-51,892	13,267	10,626	-38,625	33,158	-61,413
10	Other comprehensive income						
	(A) Items that will not be reclassified to profit or loss						
	(a) (i) Remeasurment gains/(loss) on defined benefit plans	(51)	627	689	576	1,233	1,082
	(ii) Income Tax Relating to above	13	(158)	(38)	(145)	(179)	(281)
11	Total other comprehensive income	-38	470	651	431	1,054	801
12	Total comprehensive income (7+9)	-51,930	13,737	11,277	-38,194	34,211	(60,612)
13	Paid up equity share capital (Face value of Rs. 2/- each)	10,34,400	10,34,400	10,34,400	10,34,400	10,34,400	10,34,400
14	Reserve excluding Revaluation Reserves as per balance sheet of previous accounting year	85,704	85,704	1,46,316	85,704	1,46,316	1,46,316
15	Earnings per equity share For Continuing Operations						
	(i) Basic	(0.10)	0.026	0.021	(0.075)	0.064	0.063
	(ii) Diluted	(0.10)	0.026	0.021	(0.075)	0.064	0.063

16	Earnings per equity share for Discontinuing Operation							
	(i) Basic	-	-	-	-	-	-	(0.182)
	(ii) Diluted	-	-	-	-	-	-	(0.182)
17	Earnings per equity share							
	(i) Basic	(0.10)	0.03	0.02	(0.07)	0.066		(0.117)
	(ii) Diluted	(0.10)	0.03	0.02	(0.07)	0.066		(0.117)

For Shashijit Infraprojects Limited



AJIT D. JAIN
(Chairman & Managing Director)
DIN: 01846992



Place: Vapi
DATE: 14/11/2024


SHASHIJIT INFRAPROJECTS LIMITED formerly known as SHASHIJIT INFRAPROJECTS PRIVATE LIMITED
CASH FLOW STATEMENT FOR THE HALF YEAR ENDED 30th SEPTEMBER 2024
CIN : L45201GJ2007PLC052114

(In Hundreds)


Sr. No.	Particulars	HALF YEAR ENDED	
		30th Sep, 2024	30th Sep, 2023
		Rs.	Rs.
A	CASH FLOW FROM OPERATING ACTIVITIES		
	Net profit before Tax as per Statement of Profit & Loss	24,404	46,436
	Adjustment For :		
	Depreciation	38,574	49,882
	Finance costs	40,781	54,402
	Interest Income	(1,126)	(1,022)
	Dividend Income	(44)	(38)
	Interest Income Included In Retention Money	-	-
	Sundry balance written back	-	(1,774)
	Provision for Gratuity and other long Term Provision	1,644	1,449
	Interest on Income Tax Refund	-	(2,580)
	Profit on Sale of Flat	(14,771)	
	Operating profit before working capital changes	89,464	1,46,756
	Adjustment for:		
	(Increase) / Decrease in Trade Receivable	46,901	(1,63,646)
	(Increase) / Decrease in Inventories	22,825	29,012
	(Increase) / Decrease in Other current assets	(61,167)	(43,800)
	(Increase) / Decrease in Other non-current Assets	(24,527)	(5,802)
	(Increase) / Decrease in Trade payables	64,161	(19,466)
	(Increase) / Decrease in Other current liabilities	(1,34,757)	19,672
	(Increase) / Decrease in short term provision	6,182	778
	(Increase) / Decrease in short term Lease Liabilities	-	36,660
	(Increase) / Decrease in Non Current Lease Liabilities	-	(4,830)
	(Increase) / Decrease in Other long term provision	(20)	(40)
		(80,402)	(1,51,463)
	CASH GENERATED FROM OPERATIONS	9,062	(4,707)
	Direct Taxes Paid (Refund) [Net]	-	(27,961)
	Cash Flow Before Extra Ordinary Items	9,062	(32,668)
	Net Cash from Operating Activities	9,062	(32,668)
B	CASH FLOW FROM INVESTMENT ACTIVITIES		
	Purchase of Tangible & Intangible Assets	48,505	(35,064)
	Interest income	1,126	40,172
	Dividend Income	44	38
	Short Term Loans & Advances	40,924	10,744
	Long Term Loans & Advances	0	0
	Investment purchase and sale	(6)	
	Fixed Deposit Investment	555	16,454
	Net Cash used in Investing Activities	91,147	32,343
C	CASH FLOW FROM FINANCING ACTIVITIES		
	Proceeds from Short Term Borrowing	55,923	85,371
	Finance costs	(40,781)	(80,377)
	Proceeds From Long Term Borrowings	(1,09,463)	(16,009)
	Net Cash used in Financing Activities	(94,322)	(11,015)
	NET INCREASE IN CASH AND CASH EQUIVALENTS (A+B+C)	5,887	(11,340)
	CASH AND CASH EQUIVALENTS AT THE BEGINNING OF THE YEAR	3,995	17,179
	CASH AND CASH EQUIVALENTS AT THE HALF YEAR 30/09/2022	9,882	5,839
		5,887	(11,340)

The cash flow statement has been prepared as per indirect method
As per our report of even date

For Shashijit Infraprojects Limited



AJIT D. JAIN
(Chairman & Managing Director)
DIN: 01846992




Place: Vapi
DATE : 14/11/2024

Notes

- 1 The above Standalone Financial Results of the Company have been reviewed and recommended by Audit Committee and approved by the Board of Directors in their respective meeting held on 14th November, 2024.
- 2 The above Financial Results have been prepared in accordance with the Companies (Indian Accounting Standards) Rules, 2015 (IND AS) as amended, prescribed under Section 133 of the Companies Act, 2013, read with relevant rules issued thereunder and other accounting principal generally accepted in India.
- 3 As required under Regulation 33 of SEBI (Listing Obligations and Disclosure Requirements) Regulations, 2015, the Statutory Auditors of the Company have conducted a limited review of the above results for the quarter and half year ended 30th September, 2024.
- 4 The figures of the quarter ended 30th September, 2024 are the balancing figures between unaudited figures in respect of half financial year ended on 30th September, 2024 and the unaudited published year-to-date figures upto 30th June, 2024, being the date of the end of the first quarter of the financial year which were subjected to limited review
- 5 The figures for the corresponding previous periods have been re-classified/regrouped/re-arranged, wherever required to make them comparable with the figure of current periods
- 6 The Company is primarily engaged in the business of Construction & Engineering and related/allied activities, which is considered to be the only reportable business segment. The Company is primarily operating in India which is considered as a single geographical segment during the quarter under review.
However, it is important to note that the second line of business, which involved the Development and Operating of Government Infrastructures and related/allied activities, was terminated by Vapi Nagar Palika during the quarter ended 31st March, 2024.
Despite the discontinuation of the second segment, the Company has continued to provide segment reporting in accordance with Indian Accounting Standard 108. This approach ensures transparency and consistency in financial reporting, acknowledging that the operations related to the Development and Operating of Government Infrastructures were active in the prior quarters. Consequently, the Company has classified the said segment as discontinued operations
- 7 The Company does not have any subsidiary, associate or joint venture. Therefore, it has prepared only standalone results.
- 8 There are no investor complaints received/pending as on 30th September, 2024.
- 9 The aforesaid financial results will be uploaded on the Company's website www.shashijitinfraprojects.com and will also be available on the website of BSE LIMITED for the benefit of Investors and Shareholders.

For SHASHIJIT INFRAPROJECTS LIMITED


(AJIT JAIN)
CHAIRMAN & MANAGING DIRECTOR
DIN: 01846992



Date : 14th November, 2024

Place : Vapi

SHASHIJIT INFRAPROJECTS LIMITED
CIN : L45201GJ2007PLC052114

(Rs. In Hundreds)

Segment Wise Revenue Results, Assets and Laibilities							
Sr. No.	Particulars	Quarter Ended			Year To Date Ended		Year Ended
		30-09-2024	30-06-2024	30-09-2023	30-09-2024	30-09-2023	31-03-2024
		INR	INR	INR	INR	INR	INR
		Unaudited	Unaudited	Unaudited	Unaudited	Unaudited	Audited
1	Segment Revenue						
	a) Construction and Development of Immovable Properties	4,79,792	7,57,261	6,14,155	12,37,053	14,24,385	27,27,999
	b) Discontinuing Operations#	-		4,078	-	6,941	7,172
	Total	4,79,792	7,57,261	6,18,233	12,37,053	14,31,326	27,35,171
	Less: Inter Segment Revenue	-	-	-	-	-	-
	Net Segment Revenue	4,79,792	7,57,261	6,18,233	12,37,053	14,31,326	27,35,171
2	Segment Results (Profit/(Loss Before Finance Cost, Exceptional Items and Tax)						
	a) Construction and Development of Immovable Properties	(23,820)	72,716	50,125	48,895	1,05,689	1,44,336
	b) Discontinuing Operations#			(5,006)	-	(10,664)	(1,14,356)
	Total	(23,820)	72,716	45,118	48,895	95,025	29,980
	Less: (i) Finance Cost	18,512	22,270	27,376	40,781	54,402	1,12,906
	Add: (ii) Un-Allocable Income	(631)	(15,659)	(1,315)	(16,290)	(5,813)	(10,498)
	Profit Before Tax	(41,700)	66,105	19,057	24,404	46,436	(72,428)
3	Segment Assets						
	a) Construction and Development of Immovable Properties	34,31,785	35,49,662	37,28,309	34,31,785	37,28,309	35,81,324
	b) Discontinuing Operations#			1,86,632	-	1,86,632	5,560
	Total Segment Assets	34,31,785	35,49,662	39,14,942	34,31,785	39,14,942	35,86,884
4	Segment Liabilities						
	a) Construction and Development of Immovable Properties	23,08,729	23,74,677	25,81,815	23,08,729	25,81,815	24,25,635
	b) Discontinuing Operations#	41,145	41,145	1,18,199	41,145	1,18,199	41,145
	Total Segment Liabilities	23,49,874	24,15,822	27,00,014	23,49,874	27,00,014	24,66,780
5	Capital employed (Segment Assets-Segment Liabilities)						
	a) Construction and Development of Immovable Properties	11,23,055	11,74,985	11,46,495	11,23,055	11,46,495	11,55,689
	b) Discontinuing Operations#	(41,145)	(41,145)	68,432	(41,145)	68,433	(35,585)
	Total	10,81,910	11,33,840	12,14,927	10,81,910	12,14,928	11,20,104

Pertains to government infrastructure division being classified as discontinued operation.



[Handwritten Signature]