

ACCEL LIMITED



30th August, 2024

AL/SVR/BSE/027/2024-25

To,
Manager – Corporate Relationship
Dept of Corporate Services
BSE Ltd.
Floor 25, P.J. Towers
Dalal Street, Mumbai 400 001

Dear Sir / Madam,

SUB: SUBMISSION OF 38TH ANNUAL REPORT PURSUANT TO REGULATION 34 OF SEBI (LISTING OBLIGATIONS & DISCLOSURE REQUIREMENTS), REGULATIONS 2015.
RE: SCRIP CODE: 517494

In continuation to our letter dated 30th August 2024 regarding the intimation of the 38th AGM and Pursuant to Regulation 34 of the Securities and Exchange Board of India (Listing Obligations and Disclosure Requirements) Regulations, 2015, we hereby enclose a copy of 38th Annual Report of the company for the financial year 2023-24 along with the Notice of the **38th Annual General Meeting ("AGM")** of the Company scheduled to be held on 23rd September, 2024 at 03.00 PM through Video Conferencing or other audio-visual means.

In compliance with section 108 of the Companies Act, 2013 and Regulation 44 of SEBI (LODR) Regulations 2015, the Company is providing the facility of Remote E-voting and E-voting at the 38th AGM through National Depository Services Limited (**NSDL**) for the resolutions proposed to be passed at the 38th AGM. The remote E-voting shall commence from Friday, 20th September, 2024 at 09.00 A.M. (IST) and end on Sunday, 22nd September, 2024 at 05.00 P.M. (IST). The cut-off date for determining the eligibility of the Shareholders to cast their vote is Monday, 16th September, 2024.

This is for your information and records.

Thanking you,

Yours faithfully,
For **Accel Limited**

S. V. RAO
WHOLE-TIME DIRECTOR
DIN: 06600739

Encl: As above

38th Annual Report 2023-24



ACCEL LIMITED

Delivering value through Service

INDEX



Corporate Overview

- 03 Corporate Information
- 05 All about Accel's Business
- 06 Evolution of Accel Limited
- 10 Accel – Service Locations
- 11 Performance Highlights
- 12 From CEO's Desk
- 13 From Whole-Time Director's Desk
- 15 Board of Directors
- 16 Management Team and Business Heads

Statutory Reports

- 19 Notice of Annual General Meeting
- 38 Directors' Report
- 52 Annexure to Directors' Report
- 54 Management Discussion and Analysis Report
- 58 Corporate Governance Report
- 87 Certificates

Financial Statements

- 93 Independent Auditors Report - Standalone
- 113 Audited Standalone Financial Statements
- 119 Notes to Accounts – Standalone
- 202 Independent Auditors Report - Consolidated
- 216 Audited Consolidated Financial Statements
- 222 Notes to Accounts - Consolidated





CORPORATE INFORMATION

BOARD OF DIRECTORS	Mr. S.V. Rao - Whole-Time Director Mr. K. Nagarajan - Independent Director Mr. K. R. Varma - Independent Director Mr. R. Rangarajan - Independent Director Ms. Shruthi Panicker - Non Independent Director Mr. K.R. Chandrasekaran - Non Independent Director
FOUNDER & CHIEF EXECUTIVE OFFICER	Mr. N. R. Panicker
CHIEF FINANCIAL OFFICER	Mr. Rajesh Kumar Nandi
COMPANY SECRETARY	Ms. K. Deepika
REGISTERED AND CORPORATE OFFICE	3rd Floor, SFI Complex, No.178, Valluvarkottam High Road, Nungambakkam, Chennai 600 034
STOCK EXCHANGE	The BSE Limited, 25th Floor, P.J.Towers, Dalal Street, Mumbai 400 001
SCRIP CODE	517494
ISIN	INE258C01038
WEBSITE	www.accel-india.com
SECRETARIAL AUDITOR	JM & Associates Practising Company Secretary 12/18, RMS Apartments, Pondy Bazaar, T. Nagar, Chennai-600 017
INTERNAL AUDITOR	M/s. Varma & Varma , Chartered Accountants Sreela Terrace, Level 4, Unit D, No. 105, First Main Road, Gandinagar, Adyar, Chennai-600 020.
STATUTORY AUDITOR	K. S. Aiyar & Co. Chartered Accountants 54/2, Paulwells Road, St. Thomas Mount, Chennai – 600 016.
BANKERS	M/s. The Federal Bank Limited, Chennai, M/s. State Bank of India, Chennai & Trivandrum, M/s. IndusInd Bank Limited, Chennai, M/s. ICICI Bank Limited, Chennai.
REGISTRAR AND SHARE TRANSFER AGENT	M/s. Integrated Registry Management Services Private Limited KENCES Towers, 2nd Floor, No.1 Ramakrishna Street, North Usman Road, T. Nagar, Chennai 600 017
ACCEL IT SERVICES DIVISION	MKM Building No:55, 1st Floor, Greams Road, Thousand Lights West, Chennai - 600006
ACCEL REALTY DIVISION	DRISHYA Building, Animation SEZ, KINFRA Film & Video Park, Kazhakuttam, Trivandrum 695 585
COMPANY IDENTIFICATION NUMBER	L30007TN1986PLC100219 GSTN: 32AAACT8542K1Z8 - Trivandrum 33AAACT8542K1Z6 - Chennai

OVERVIEW OF OUR BUSINESS

Accel Limited was started in 1991 as a multi vendor IT Services Company in Chennai. It evolved over the past three decades, creating niche entities on a versatile range of domains to meet the requirements of the discerning IT user community with state-of-the-art solutions and services. Change and adaptability have been the hallmarks of the Accel Group ever since it began its journey in the year 1991. Accel currently offers turnkey IT services enabling customers to embark on their digital transformation journey with confidence.

Accel offers a wide range of services that include IT Infrastructure Management services, Warranty Management Services, Managed Print Services, Cyber Security and Software Services, with strong presence in the domestic and international markets. Our businesses also include Accel Media, Accel Realty, Accel Academy and Cetronics Technologies...



VISION

To be a leading player in our chosen domains through excellence in customer service



MISSION

To offer services that meet international quality standards backed by full lifecycle support bringing substantial benefit to customers through lower Total Cost of Ownership.



VALUES

- Customer care and delight
- Pursuit of excellence through Quality
- Highest level of Integrity
- Respect for the Individual
- Sustainable, eco-friendly practice
- Optimum Value Proposition

Accel IT Services

Accel IT Services is a division of Accel Limited focusing on new generation IT services like Cloud, Security, Remote Infrastructure Management and Onsite Services. The rapidly growing technology portfolio creates unique and critical business challenges for organizations of all sizes. The division employs around 1500 professionals and provide services at more than 800 customer's location.

Services include

- IT Infrastructure Management
- Network design and implementation
- Server and desktop virtualization
- Cloud services and migration
- Disaster recovery and business continuity planning
- Warranty and Logistics Management services
- Cyber security Managed Services
- Managed Print Services
- Software Integration
- Software Services



IT Infrastructure Management Services

With PAN-India network of service centres and logistics support, Accel ITS provides 24x7 support to 600+ corporate customers across diverse business segments (BFSI, ITES, Manufacturing, Pharma, Automobile etc.). Both Comprehensive and non-comprehensive (Managed Services) annuity services are provided through 600+ resident engineers and 200+ field engineers, supported by Central Call Centre, regional warehouses, L2 Subject Matter Experts and experienced leadership team.



Warranty and Logistics Management Services

Accel ITS is a single point of contact for all the post-sales support requirements of brands – Call Centre, Field Service Delivery, Parts Warehousing and Logistics, integrated CRM and backend repairs. With our experience in supporting many leading global brands – Logitech, HP, NetApp, Echosens, Apple, Lenovo, IBM, Cisco, Brocade, Hitachi Data Systems, Oracle, Sun, Intel, Microsoft, Samsung, Xiaomi/Mi, Dynabook, Lex Mark, Hughes, Pantxn as a national support partner over three decades, we provide cost efficient SLA based support.



Cyber Security and Managed Services

Accel ITS has built State-of-the-art SOC and NOC that is managed by experienced & certified subject matter experts across different practices. We are ISO 27001 – 2013 certified and in the process of getting CERT-In empanelled. We provide VAPT, ISO Certification enablement, 24x7 monitoring, detecting, investigating and preventing services using cutting edge tools and technologies.



Managed Print Services

Accel ITS provides Managed Print Services to customers with considerable print volumes in a pay per use model. Managed Document Services provides bespoke solutions to help organizations, optimize the document management process, from the creation of information and its effective utilization through to archiving, ensuring document & data security. Apart from getting relieved from the hassles of buying and managing hardware, consumables and maintenance, customers are assured of better uptime, user experience and transparency.



Software Services

Software Services is a newly launched division of Accel IT services to empower businesses with the right tool necessary to manage their digital transformation. We provide innovative solutions to enterprises especially in Cloud services, Web application development, Mobile application development, Product Engineering services and DevOps consultation and implementation. We enable businesses to adapt to robust technology and IT products to make them future-ready by being agile and scalable.



Systems Integration and Enterprise IT Solutions

IMAC Services, Migration (on-premises to Cloud and vice versa), Upgrades (OS, Server, Storage), Network design & implementation, supply and deployment of hardware including Data Center are the various services delivered under this business vertical. Accel ITS has built both pre-sales and post-sales support capabilities and signed partnership agreements with leading OEMs.



ACCEL REALTY

A real estate services division, which has decided to monetise some of its real estate holdings by building and renting out commercial built up space. The first project is completed at the KINFRA, Special Economic Zone (SEZ) in Thiruvananthapuram with a built-up area of 1,65,000 sq. ft. Plans are on to build a additional 350,000 sq. ft., in phase 2 for which a land of additional 2 Acres is already acquired from KINFRA. Third Phase is planned for an additional 250,000 sq.ft. making the total built up area of 750,000 in the KINFRA IT SEZ park in Thiruvananthapuram.



BUSINESS GROWTH

1991 - 1995

Started small as one of India's first multi-vendor IT Infrastructure services provider. Created all India service network. Pioneered warranty management services

1996 - 2000

Established offices in USA, UAE and Singapore. Acquired the services business of Network LTD., an HCL Group company. Equity investment by ICICI Ventures and Intel Capital. Acquired the IT Infrastructure Services Division of Fujitsu ICIM

2001 - 2005

Joint venture with Frontline Technologies, Singapore, Series of Investments in niche segments like embedded systems, banking applications and enterprise solutions.

2006 - 2010

Went public with a successful IPO, Listed in National Stock Exchange of India. Became a BT Frontline subsidiary

2022 - 2024

Merged with its two Wholly Owned Subsidiary companies, namely, M/s. Accel IT Services Limited [formerly known as Ensure Support Services (India) limited] and M/s. Computer Factory [India] Private Limited during the year.

2021 - 2022

Established into Cybersecurity business through strategic investment in Secureinteli Technologies Private Limited during the year

2016 - 2020

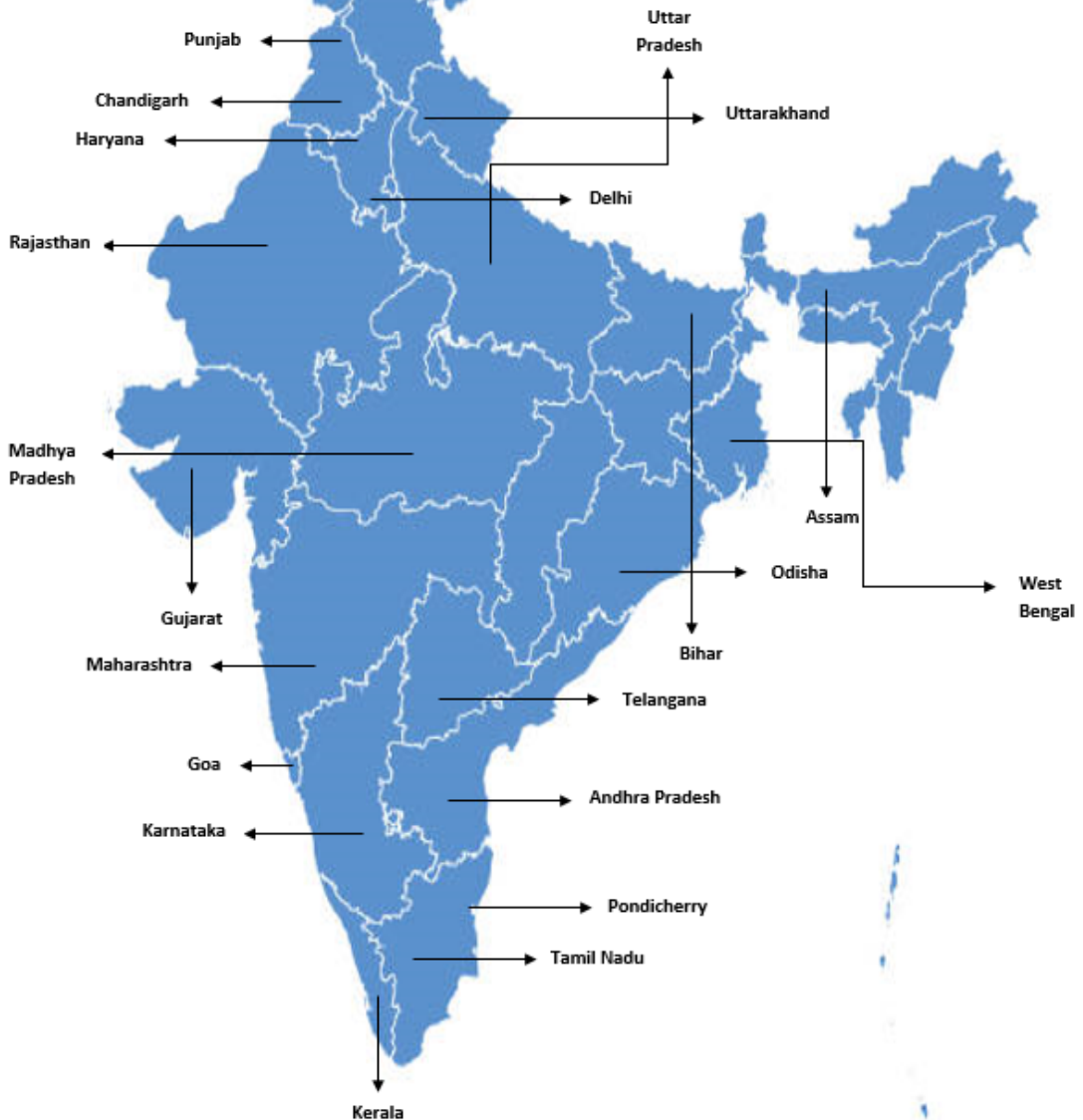
Consolidated the portfolio into IT Services, Media and Realty. Invested in electronics R&D venture Cetratics Technologies. Acquired IT infrastructure management companies Computer Factory India Private Limited and Redington India's wholly owned subsidiary Ensure Support Services (India) limited.

2011 - 2015

Acquired back BT stake and consolidated IMS portfolio. Sold the IT Services business to CAC Holdings Corp., Japan. Started Media services with Accel Animation, a Group entity

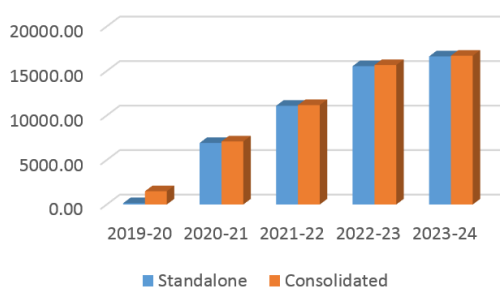
Accel – Service Locations

INDIA



Business Performance Analysis

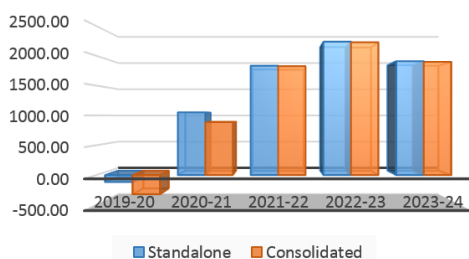
REVENUE FROM OPERATIONS (in Lakhs)



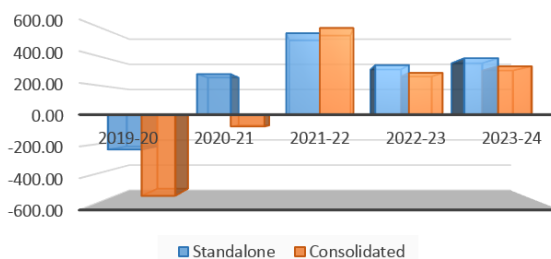
PROFIT BEFORE TAX (in Lakhs)



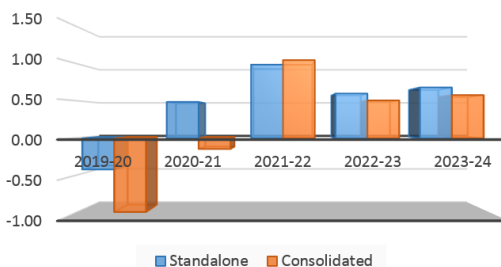
EBITDA (in Lakhs)



PROFIT AFTER TAX (in Lakhs)



EARNINGS PER SHARE (in Lakhs)



Note: The figures mentioned above for the last 5 years are not comparable as there were few Corporate Actions initiated and completed during the period such as acquisitions and mergers, etc.

From C.E.O's Desk ...



Accel Limited has been a trusted name in IT Services domain in India for over 30 years. With four pillars of our growth – namely IT infrastructure Management, Warranty management, Managed security and Managed print services-we help our customers to accelerate their digital transformation journey. With optimal use of technology and resources, we are poised for sustained growth and value creation for all our stake holders.

N R Panicker

Founder and CEO
Accel Limited

From Whole-Time Director's Desk...



I hope this letter finds you in good health and spirits.

FY 23-24 was an exciting and inspiring year for us at Accel IT Services (a division of Accel Limited). Our dedication and hard work have enabled us to effectively manage the existing businesses and lay a foundation for the future businesses. Our commitment to healthy and sustainable business ensured quality orders, efficient service delivery, timely collections and customer satisfaction.

Throughout the financial year 23-24, we worked hard on several fronts simultaneously to increase the service portfolio, building capabilities and efficient execution. Apart from Cyber Security, concerted efforts have been put into promoting Managed Print Services (MPS) and IT Professional Services. As a National Distributor our engagement with global market leaders Ricoh and Fujifilm, and leadership team with rich MPS domain knowledge in Accel have helped us build the business practice rapidly. Demand for Professional Services, specifically in BFSI, has gone up multifold due to the revised RBI Compliance guidelines. Due to increasing Cyber Security threats, BFSI customers have been putting massive efforts to meet the RBI guidelines. For large financial institutions with pan-India presence Accel can be the single point of contact for all their compliance services. Clear directive and guidance from our C.E.O, Mr. N. R. Panicker helped drive these initiatives throughout the organization.

Infrastructure Management Services continues to be the pivotal business for our company. Over these 33+ years, we have built bonds with our clients on the foundations of quality delivery, customer centric approach and trust. This is helping us with upselling and cross selling in our existing customers. It is reassuring that most of our revenue earnings from the new service offerings came from our existing customers. We are conscious that we operate in an industry beset by crosswinds and rife with competition and continuous technology changes. We are refining our strategies and looking for opportunities in IMS that are in line with our business objectives – profitability, scalability and assured bill collections. Our efforts to scale up the value chain in IMS have taken a definite shape and shall positively start delivering results from FY 24-25 onwards.

Warranty and Logistics Management Services business delivered superior services and won additional business from many of our existing clients for both field service delivery as well as Warehousing & Logistics Services. We shall continue to scale up our service levels in line with the increasing market demands and remain cost competitive. Our experience and expertise in handling the warehousing and logistics operations efficiently and safely, pan-India, have cemented the confidence levels of the brands and helped business to grow.

System Integration (SI) business achieved a healthy growth in top line as well as bottom line while maintaining firm controls on inventory and collections. Many BFSI customers availed our services to supply, install and support their vast network of branches.

We will capitalize on what has been proven effective, strengthen our existing businesses and sharpen our competitive edge to win new businesses. Key Account Management has been reinforced to retain and unlock new opportunities. Enterprise products and services are promoted in existing as well as new clients with the active support of brands.

We are confident that our unique combination of expertise, experience, services/product portfolio and strong customer base will help us navigate the future while remaining focused on achieving our goals, upholding the highest standards of corporate governance.

Thank you.

S. V. Rao

DIN: 06600739

Whole-Time Director

BOARD OF DIRECTORS



MR. K. NAGARAJAN

Chairman and
Non - Executive Independent Director



MR. S. V. RAO

Whole-Time Director



MR. K. R. VARMA

Non - Executive Independent
Director



MR. RANGARAJAN RAGHAVAN

Non - Executive Independent
Director



MS. SHRUTHI PANICKER

Non - Executive
Non - Independent Director



Mr. K.R. CHANDRASEKARAN

Non - Executive
Non - Independent Director

AUDIT COMMITTEE

Mr. K. R. Varma, Chairman
Mr. K. Nagarajan
Mr. Rangarajan Raghavan

NOMINATION AND REMUNERATION COMMITTEE

Mr. Rangarajan Raghavan, Chairman
Mr. K. Nagarajan
Ms. Shruthi Panicker

CORPORATE SOCIAL RESPONSIBILITY COMMITTEE

Mr. K. Nagarajan, Chairman
Mr. Rangarajan Raghavan
Mr. K. R. Varma

STAKEHOLDERS RELATIONSHIP COMMITTEE

Mr. Rangarajan Raghavan, Chairman
Mr. K. Nagarajan
Mr. K. R. Varma

SHARE TRANSFER COMMITTEE

Mr. K. Nagarajan, Chairman
Mr. Rangarajan Raghavan

MANAGEMENT TEAM AND BUSINESS HEADS



N.R. PANICKER
Founder and C.E.O



S V RAO
Whole-Time Director
Accel IT Services



RAJESH KUMAR NANDI
Chief Financial Officer



T RAVINDRAN
Head – Accel Realty



DURAI RAJ. S
General Manager -Infrastructure
Management Services



J P BALAJI
General Manager
Warranty and Logistics
Management Services



BALAJI JANARTHANAN
General Manager –
System Integration Business



VISHNU KATHIRVEL
General Manager -
Managed Print Services



JOEL SURENDRAN
General Manager -
Software Services



DIPTESH SAHA
Ciso & Practice head -
Cyber security & Managed Services



MILIND DESHPANDE
General Manager –
North Region – IT Services



SUBRATA SAHA
General Manager -
East region – IT Services



DEEPAK NAMBIAR
General Manager -
West region – IT Services



MANOJ P. B
Vice President –
IT Services



CHANDRA SEKARAN KRISHNAN
General Manager –
IT Services



BARADA KANTA RAULA
Senior Manager –
Human Resource



Notice to Members

NOTICE is hereby given that the Thirty Eighth (38th) Annual General Meeting ("**AGM**") of the members of M/s. ACCEL LIMITED ("**the Company**") is scheduled and will be held on Monday, 23rd September 2024 at 03.00 P.M (IST) through Video Conferencing (VC) other Audio-Visual Means (OVAM), to transact the following business: -

DAY	MONDAY
DATE	23RD SEPTEMBER 2024
TIME	03.00 P.M (IST)

ORDINARY BUSINESS:

1. To receive, consider and adopt:
 - a) the audited standalone financial statements of the Company for the year ended 31st March 2024, together with the report of Board of Directors' and Auditors' Reports thereon; and
 - b) the audited consolidated financial statements of the Company for the year ended 31st March 2024, together with the report of Board of Directors' and Auditors' Reports thereon.
2. **To declare dividend on the equity share capital of the Company for the financial year 2023-24.**
3. **To appoint a Director in place of Mr. S. V. Rao (DIN: 06600739), who retires from office by rotation, and being eligible offers himself for reappointment.**

"RESOLVED THAT pursuant to section 152 and other applicable provisions, if any of the Companies Act 2013, Mr. S. V. Rao (DIN No: 06600739), a Director who retires by rotation and being eligible, offers himself for reappointment, be and is hereby reappointed as a Director of the Company."

SPECIAL BUSINESS:

4. **Approval of loans, investments, guarantee or security under section 185 of Companies Act, 2013 up to an aggregate sum of Rupees 100 Crores**

To consider and, if thought fit, to pass with or without modification(s), the following resolution as a Special Resolution: -

"RESOLVED THAT pursuant to the provisions of section 185 and other applicable provisions, if any, of the Companies Act, 2013 (the "Act") and the Companies (Meeting of Board and its Powers) Rules, 2014 (including any statutory modification(s), clarification(s), substitution(s) or re-enactment(s) thereof for the time being in force), consent of the members of the Company be and is hereby accorded to the Board of Directors of the Company to advance any loan including any loan represented by a book debt, or give any guarantee or provide any security in connection with any loan taken by any entity which is a subsidiary or associate or joint venture of the Company, (in which any director is deemed to be interested) up to an aggregate sum of Rupees 100 Crores (Rupees



One Crores Only) in their absolute discretion deem beneficial and in the interest of the Company, provided that such loans are utilized by the borrowing company for its principal business activities.

RESOLVED FURTHER THAT for the purpose of giving effect to this resolution the Board of Directors of the Company be and are hereby authorized to do all acts, deeds and things in their absolute discretion that may be considered necessary, proper and expedient or incidental for the purpose of giving effect to this

resolution in the interest of the Company.”

By order of the Board

S.V.RAO

DIN: 06600739

Whole-Time Director

Registered Office

3rd Floor, SFI Complex
178, Valluvarkottam High Road
Nungambakkam, Chennai 600 034

Place : Chennai

Date : 10.08.2024

NOTES:

1) The Shareholders may take the following dates:

Sl. No.	Particulars	Dates
1.	Cut-off date for the Purpose of deciding the eligibility of the shareholders for remote e-voting & for declaring the dividend.	16th September, 2024
2.	Remote e-voting begin date & time	20th September, 2024 at 9.00 A.M. (IST)
3.	Remote e-voting end date & time (i.e., e-voting to close at 5.00 P.M. on the date preceding the date of Annual General Meeting)	22nd September, 2024 at 5.00 P.M. (IST)
4.	Annual General Meeting Date	23rd September, 2024 at 03.00 P.M. (IST)

2) In compliance with the provisions of the Companies Act 2013 ("Act"), Ministry of Corporate Affairs ("MCA") Circulars and Securities and Exchange Board of India (Listing Obligations and Disclosure Requirements) Regulations, 2015 as amended ("SEBI Listing Regulations"), the Thirty Eighth (38th) AGM is being held through VC / OAVM on Monday, 23rd September, 2024 at 03.00 P.M.(IST) The deemed venue of the AGM shall be the Registered Office of the Company. The meeting shall be deemed to be conducted at the registered office of the Company situated at 3rd Floor, SFI Complex, 178, Valluvarkottam High Road, Nungambakkam, Chennai –

600 034 in accordance with the Secretarial Standards on General Meetings ("SS-2") issued by the Institute of Company Secretaries of India ("ICSI") read with clarification/guidance on applicability of secretarial standards 1 and 2 dated April 15, 2020 issued by the ICSI.

3) The Company has appointed M/s. National Securities Depository Limited ("NSDL"), Designated Depository of the Company, to provide VC/OVAM facility for the 38th AGM of the Company.

4) The Ministry of Corporate Affairs ("MCA"), has vide its Circular no. 20/2020 dated May 5, 2020, General Circular no. 02/2021 dated January 13, 2021, General Circular No. 19/2021 dated December 8, 2021, General Circular No. 21/2021 dated December 14, 2021 and General Circular No. 10/2022 dated December 10, 2022 respectively in relation to "Clarification on holding of annual general meeting (AGM) through video conferencing (VC) or other audio visual means (OAVM)" (collectively referred to as "MCA Circulars") and Securities and Exchange Board of India ("SEBI") vide its circular no. SEBI/HO/CFD/PoD-2/CIR/P/2023/4 dated January 05 2023, SEBI/HO/CFD/CMD1/CIR/P/2020/79 dated May 12, 2020, and SEBI/HO/CFD/CMD2/CIR/P/2022/62 dated May 13, 2022 in relation to "Additional relaxation in relation to compliance with certain provisions of SEBI Listing Regulations – COVID 19 pandemic" and circular No. SEBI/HO/CFD/CMD2/CIR/P/2021/11 dated January 15, 2021 in relation to "Relaxation from compliance with certain provisions of the SEBI Listing Regulations due to the COVID -19 pandemic"

(collectively referred to as “SEBI Circulars”) permitted the holding of the AGM through VC / OAVM, without the physical presence of the Members at a common venue and provided relaxation on sending hard copy of annual report to shareholders. In compliance with the MCA Circulars and SEBI Circulars, the AGM of the members of the Company is being held through VC / OAVM. The registered office of the Company shall be deemed to be the venue for the AGM.

- 5) Pursuant to the provisions of the Act, a member entitled to attend and vote at the AGM is entitled to appoint a proxy to attend and vote on his/her behalf and the proxy need not be a Member of the Company. Since this Annual General Meeting (AGM) is being held pursuant to the MCA Circulars through VC/OAVM, physical attendance of Members has been dispensed with. Accordingly, **THE FACILITY FOR APPOINTMENT OF PROXIES BY THE MEMBERS WILL NOT BE AVAILABLE FOR THE AGM AND HENCE THE PROXY FORM AND ATTENDANCE SLIP ARE NOT ANNEXED TO THIS NOTICE.**
- 6) To support the ‘Green Initiative’, Members who have not yet registered their email addresses are requested to register the same with their DPs in case the shares are held by them in electronic form and with Company’s Registrars and Transfer Agents, in case the shares are held by them in physical form.
- 7) The Members can join the EGM/AGM in the VC/OAVM mode 15 minutes before and after the scheduled time of the commencement of the Meeting by following the procedure mentioned in the Notice. The facility of participation at the EGM/AGM through VC/OAVM will be made available for 1000 members on first come first served basis. This will not include large Shareholders (Shareholders holding 2% or more shareholding), Promoters, Institutional Investors, Directors, Key Managerial Personnel, the Chairpersons of the Audit Committee, Nomination and Remuneration Committee and Stakeholders Relationship Committee, Auditors etc. who are allowed to attend the EGM/AGM without restriction on account of first come first served basis.
- 8) Members will be able to view the proceedings by logging into the National Securities Depository Limited’s (“NSDL”) e-Voting website at <https://www.evoting.nsdl.com/>.
- 9) The attendance of members (members’ login) attending the AGM through VC/ OAVM shall be reckoned for the purpose of Quorum under Section 103 of the Companies Act, 2013 and hence no attendance slip is attached to the notice.
- 10) Corporate Members intending to send their authorized representative(s) to attend the Annual General Meeting are requested to forward a certified copy of Board Resolution authorizing their representative to attend and vote on behalf at the Annual General Meeting.
- 11) The Statement pursuant to Section 102(1) of the Companies Act, 2013 (“the Act”) with respect to the special business set out in the notice is annexed.



- 12) Each member present at the meeting shall be entitled to one vote for every equity share held.
- 13) SEBI has directed listed Companies to use electronic payment modes such as NEFT, RTGS, ECS etc., for payments to the investors. Members are requested to update their bank details such as MICR, IFSC etc., with the Registrar and Transfer Agents, by submitting a cancelled cheque, while Members holding shares in electronic form are requested to update such bank details with their respective Depository Participants.
- 14) Brief details of the Director, who is seeking appointment/ reappointment and regularized as a Director of the Company, are annexed hereto as per the regulation 36(3) of the SEBI (Listing Obligations and Disclosure Requirements) Regulations, 2015 ('Listing Regulations') and Secretarial Standards on General Meetings issued by the Institute of Companies Secretaries of India.
- 15) Book Closure and Dividend
 - a) The Register of Members and Share Transfer Books of the Company shall remain closed from 17th September, 2024 to 23rd September, 2024 (both days inclusive) for payment of dividend. Valid Transfers of Shares received at the office of Registrar and Transfer Agents of the Company (Integrated Registry Management Services Private Limited), before the close of business hours on 16th September, 2024 will be registered in time for the transferees to become eligible for dividend, if declared.
 - b) The Dividend, once approved by the members in the ensuing AGM will be paid within 30 days from the date of the AGM to those Members whose names appear in the Register of Members of the Company as on close of the Business hours of 16th September, 2024 or to their mandates. In respect of dematerialized shares, the dividend will be payable on the basis of beneficial ownership as on close of the Business hours of 16th September, 2024, as per details to be furnished by National Securities Depository Limited (NSDL) for this purpose.
 - c) Dividend shall be paid electronically through various online transfer modes to those members who have updated their bank account details. For members who have not updated their bank account details, dividend warrants / demand drafts / cheques will be sent out to their registered addresses through post. To avoid delay in receiving the dividend, members are requested to update their KYC with their depositories (where shares are held in dematerialized mode) and with the Company's Registrar and Transfer Agent (RTA) (where shares are held in physical mode) to receive the dividend directly into their bank account on the pay-out date.
 - d) to all Members in respect of Shares held in physical form, after giving effect to valid transfer, transmission or transposition requests lodged with the Company on or before Monday, 16th September, 2024.

- e) Members holding shares in electronic form are hereby informed that bank particulars registered against their respective depository accounts will be used by the Company for payment of dividend. The Company or its Registrars cannot act on any request received directly from the Members holding shares in electronic form for any change of bank particulars or bank mandates. Such changes are to be advised only to the respective Depository Participant of the Members.
- 16) In accordance with the MCA Circulars and SEBI Circulars, the Notice of 38th AGM, details and instructions for e-voting and the Annual Report of the Company for the year ended 31st March, 2024 are uploaded on the Company's website <https://www.accel-india.com/> and may be accessed by the members and the AGM Notice is also available on the website of NSDL (agency for providing the Remote e-Voting facility) i.e., <https://www.evoting.nsdl.com/> and may also be accessed on the website of the Stock Exchanges i.e., BSE Limited at www.bseindia.com respectively.
- 17) The Securities and Exchange Board of India (SEBI) has mandated the submission of Permanent Account Number (PAN) by every participant in securities market. Members holding shares in electronic form are, therefore, requested to submit the PAN to their DPs with whom they are maintaining their Demat accounts and members holding shares in physical form to the Company / Registrar & Transfer Agents. (Integrated Registry Management Services Private Limited).
- 18) The physical copies of the aforesaid documents will also be available at the Company's registered office for inspection during normal business hours on working days.
- 19) Copies of the above documents are being sent by electronic mode to the members whose email addresses are registered with the Company / Depository Participant(s) for communication purposes unless any member has requested for a hard copy of the same. For members who have not registered their email addresses, physical copies of the aforesaid documents are being sent by the permitted mode.
- 20) Members, who have not registered their e-mail addresses so far, are requested to register their e-mail address with the Company / Depository Participant(s) for receiving all communication including Annual Report, Notices, Circulars, etc. from the Company electronically.
- 21) Members are informed that in case of joint holders attending the AGM, only such joint holder who is higher in the order of names will be entitled to vote.
- 22) Members who are holding shares in identical order of names in more than one folio are requested to write to the Company or the RTA (Integrated Registry Management Services Private Limited) for consolidating their holdings into one folio.
- 23) All documents referred to in the accompanying Notice and the Explanatory Statement shall be open for inspection at the Registered Office of the Company during normal business hours (10:00 a.m. to 06:00 p.m.) on all working days

- except second and fourth Saturdays, up to the date of the AGM of the Company.
- 24) The Register of Contracts and Arrangements in which the Directors are interested, maintained under Section 189 and Register of Directors and Key Managerial Personnel of the Company and their shareholding maintained under Section 170 of the Companies Act, 2013 will be available for inspection by the members at the AGM.
- 25) Pursuant to Section 72 of the Companies Act, 2013, members holding shares in physical form may file nomination in the prescribed Form SH-13 and for cancellation / variation in nomination in the prescribed Form SH-14 with the Company's Registrar & Transfer Agents (Integrated Registry Management Services Private Limited) in respect of shares held in Electronic / Demat form, the nomination form may be filed with the respective Depository Participant.
- 26) SEBI vide its notification dated January 24, 2022, has mandated that all requests for transfer of securities including transmission and transposition requests shall be processed only in dematerialized form. In view of the same and to eliminate all risks associated with physical shares and for ease of portfolio management, members holding shares in physical form are advised to dematerialize the shares held by them. Members can contact the Company or Company's Registrars and Transfer Agents - (Integrated Registry Management Services Private Limited) for assistance in this regard.
- 27) A person, whose name is recorded in the register of members or in the register of beneficial owners maintained by the depositories as on the cut-off date i.e., 16th September, 2024, only shall be entitled to avail the remote e-voting facility as well as voting in the AGM.
- 28) Any person who becomes a member of the Company after dispatch of the Notice of the Meeting and holding shares as on the cut-off date i.e., 16th September, 2024. ("Incremental Members") may obtain the User ID and password by either sending an e-mail request to e-voting@nsdl.co.in or calling on Toll free No. 022 - 4886 7000.
- 29) The members are requested to intimate to the Company at companysecretary@accel-india.com, queries, if any, at least 10 days before the date of the meeting to enable the management to keep the required information available at the meeting.
- 30) **SEBI vide its notification dated 8 June 2018 as amended on 30 November 2018, has stipulated that w.e.f. 1 April 2019, the transfer of securities (except transmission or transposition of shares) shall not be processed, unless the securities are held in the dematerialized form. In view of the above, members are advised to dematerialise the share(s) held by them in physical form.**
- 31) **Transfer of Unclaimed/Unpaid amounts to the Investor Education and Protection Fund (IEPF):**
- Members wishing to claim dividends that remain unclaimed are requested to correspond with the RTA (Integrated Registry Management

Services Private Limited) or the Company Secretary, at the Company's registered office. Members are requested to note that dividends that are not claimed within seven years from the date of transfer to the Company's unclaimed dividend account, will, as per Section 124 of the Act, be transferred to the Investor Education and Protection Fund (IEPF). Shares on which dividend remains unclaimed for seven consecutive years will also be transferred to the IEPF as per Section 124 of the Act, and applicable Rules thereunder.

- 32) Members who have not yet encashed the dividend warrants, from the Financial Year ended March 31, 2018 onwards are requested to forward their claims to the Company's Registrar and Share Transfer Agents. Members are requested to contact the Company's Registrar and Share Transfer Agent at the following address, to claim the unclaimed/unpaid dividends:

Integrated Registry Management Services Private Limited

2nd Floor, Kences Towers

No. 1 Ramakrishna Street,

North Usman Road

T Nagar, Chennai - 600 017.

Phone: 044-28141072,28141073

- 33) In accordance with the provisions of the Income Tax Act, 1961 as amended by and read with the provisions of the Finance Act, 2020, with effect from 1st April 2020, dividend declared and paid by the Company is taxable in the hands of its members and the Company is required to deduct tax at source (TDS) from dividend

paid to the members at the applicable rates. A separate email will be sent at the registered email ID of the members describing about the detailed process to submit the documents/declarations along with the formats in respect of deduction of tax at source on the dividend pay-out. Sufficient time will be provided for submitting the documents/declarations by the members who are desiring to claim beneficial tax treatment. Shareholders holding shares in physical form may write to the company/company's R&T agents for any change in their address and bank mandates; shareholders holding shares in electronic form may inform the same to their depository participants immediately, where applicable.

VOTING THROUGH ELECTRONIC MEANS:

THE INSTRUCTIONS FOR MEMBERS FOR REMOTE E-VOTING AND JOINING GENERAL MEETING ARE AS UNDER:

- a) In Compliance with provisions of Section 108 of the Companies Act, 2013, Rule 20 of the Companies (Management and Administration) Rules, 2014 as amended by the Companies (Management and Administration) Amendment Rules, 2015 and Pursuant to SEBI Circular No. SEBI/HO/CFD/ CMD/CIR/P/2020/242 dated 09.12.2020, under Regulation 44 of Securities and Exchange Board of India (Listing Obligations and Disclosure Requirements) Regulations, 2015, and Secretarial Standards of General Meetings (SS-2) issued by the Institute of Company Secretaries of India, the Company is pleased to provide members facility to exercise their right to vote on resolutions

proposed to be considered at the Annual General Meeting (AGM) by electronic means and the business may be transacted through e-Voting Services. The facility of casting the votes by the members using an electronic voting system from a place other than venue of the AGM ("remote e-voting") will be provided by National Securities Depository Limited (NSDL).

- b) The members who have cast their vote by remote e-voting prior to the AGM may also attend the AGM but shall not be entitled to cast their vote again in the General Meeting.
- c) The remote e-voting period begins on 20th September, 2024, at 09:00 A.M. (IST) and ends on 22nd September, 2024 at 05:00 P.M.(IST). The remote e-voting module shall be disabled by NSDL for voting thereafter. The Members, whose names appear in the Register of Members / Beneficial Owners as on the record date (cut-off date) i.e., 16th September, 2024, may cast their vote electronically. Once the vote on a resolution is cast by the member, he shall not be allowed to change it subsequently or cast vote against.
- d) The voting right of shareholders shall be in proportion to their share in the paid-up equity share capital of the Company as on the cut-off date, being 16th September, 2024. A person,

whose name is recorded in the register of members or in the register of beneficial owners maintained by the depositories as on the cut-off date only shall be entitled to avail the facility of remote- voting as well as voting at the meeting through ballot paper.

- e) The process and manner for remote e-voting are as under:

How do I vote electronically using NSDL e-Voting system?





The way to vote electronically on NSDL e-Voting system consists of "Two Steps" which are mentioned below:

Step 1: Access to NSDL e-Voting system

A) Login method for e-Voting and joining virtual meeting for Individual shareholders holding securities in demat mode

In terms of SEBI circular no. SEBI/HO/CFD/CMD/CIR/P/2020/242 dated December 9, 2020 on e-Voting facility provided by Listed Companies, Individual shareholders holding securities in demat mode are allowed to vote through their demat account maintained with Depositories and Depository Participants. Shareholders are advised to update their mobile number and email Id in their demat accounts in order to access e-Voting facility.

Login method for Individual shareholders holding securities in demat mode is given below:

Type of shareholders	Login Method
Individual Shareholders holding securities in demat mode with NSDL.	<p>1. User already registered for NSDL IDeAS facility:</p> <ol style="list-style-type: none"> I. Visit URL: https://eservices.nsdl.com/ either on personal Computer or on a mobile. II. On the e-Service home page Click on the “Beneficial Owner” icon under “Login” under ‘IDeAS’ section. II. On the new page, enter User ID and Password. Post successful authentication, click on “Access to e-Voting” under e-voting services and you will be able to see e-voting page. IV. Click on company name or e-Voting service provider i.e., NSDL and you will be redirected to e-Voting service provider website for casting the vote during the remote e-Voting period or joining virtual meeting & voting during meeting. <p>2. User not registered for IDeAS e-Services</p> <ol style="list-style-type: none"> I. To register click on link https://eservices.nsdl.com/ II. Select “Register Online for IDeAS” or click at https://eservices.nsdl.com/SecureWeb/IdeasDirectReg.jsp III. Proceed with completing the required fields. IV. Follow steps given in points 1. <p>3. Alternatively by directly accessing the e-Voting website of NSDL</p> <ol style="list-style-type: none"> I. Visit the e-Voting website of NSDL. Open web browser by typing the following Open URL: https://www.evoting.nsdl.com/ either on a personal computer or on a mobile. Once the home page of e-voting system is launched, II. Once the home page of e-Voting system is launched, click on the icon “Login” which is available under ‘Shareholder/Member’ section. III. A new screen will open. You will have to enter your User ID (i.e., your sixteen-digit demat account number held with NSDL), Password / OTP and a Verification Code as shown on the screen. IV. Post successful authentication, you will be requested to select the name of the company and the e-Voting Service Provider name, i.e. (NSDL). V. On successful selection, you will be redirected to (e-voting website of NSDL) i.e., e-Voting page for casting your vote during the remote e-Voting period. <p>4. Shareholders/Members can also download NSDL Mobile App “NSDL Speede” facility by scanning the QR code mentioned below for seamless voting experience.</p> <p style="color: blue; font-weight: bold;">NSDL Mobile App is available on</p> <div style="display: flex; justify-content: space-around; align-items: center;"> <div style="text-align: center;">  App Store </div> <div style="text-align: center;">  Google Play </div> </div> <div style="display: flex; justify-content: space-around; align-items: center; margin-top: 10px;">   </div>

<p>Individual Shareholders holding securities in demat mode with CDSL</p>	<ol style="list-style-type: none"> 1. Existing user who have opted for CDSL Easi / Easiest Facility <ol style="list-style-type: none"> I. Visit URL: https://web.cdslindia.com/myeasinew/home/login or URL: https://www.cdslindia.com/ II. Click on New System Myeasi Tab. III. Login with your registered user id and password. IV. After successful login the Easi / Easiest user will be able to see the e-Voting option for eligible companies where the e-voting is in progress as per the information provided by company. On clicking the e-voting option, the user will be able to see e-Voting page of the e-Voting service provider for casting your vote during the remote e-Voting period or joining virtual meeting & voting during the meeting. Additionally, there is also links provided to access the system of all e-Voting Service Providers, so that the user can visit the e-Voting service providers' website directly. 2. User not registered for Easi/Easiest <ol style="list-style-type: none"> I. Option to register is available at https://web.cdslindia.com/myeasinew/Registration/EasiRegistration II. Proceed with completing the required fields. III. Follow the steps given in point 1 3. Alternatively, by directly accessing the e-Voting website of CDSL <ol style="list-style-type: none"> I. Visit URL: https://www.cdslindia.com/ II. Provide your demat Account Number and PAN. III. System will authenticate user by sending OTP on registered Mobile & Email as recorded in the demat Account. IV. After successful authentication, user will be provided links for the respective ESP, i.e (NSDL) where the e-Voting is in progress.
<p>Individual Shareholders (holding securities in demat mode) login through their depository participants</p>	<ol style="list-style-type: none"> I. You can also login using the login credentials of your demat account through your DP registered with NSDL / CDSL for e-Voting facility. II. Once logged-in, you will be able to see e-Voting option. Once you click on e-Voting option, you will be redirected to NSDL / CDSL Depository site after successful authentication, wherein you can see e-Voting feature. III. Click on options available against company name or e-Voting service provider – (NSDL) and you will be redirected to e-Voting website of (NSDL) for casting your vote during the remote e-Voting period without any further authentication.

Important note: Members who are unable to retrieve User ID/ Password are advised to use Forget User ID and Forget Password option available at abovementioned website.

Helpdesk for Individual Shareholders holding securities in demat mode for any technical issues related to login through Depository i.e. NSDL and CDSL.

Login type	Helpdesk details
Individual Shareholders holding securities in demat mode with NSDL	Members facing any technical issue in login can contact NSDL helpdesk by sending a request at evoting@nsdl.co.in or call at toll free no.: 022- 4886 7000 and 022- 2499 7000
Individual Shareholders holding securities in demat mode with CDSL	Members facing any technical issue in login can contact CDSL helpdesk by sending a request at helpdesk.evoting@cdslindia.com or contact toll free no. 1800 22 55 33

B) Login Method for e-Voting and joining virtual meeting for shareholders other than Individual shareholders holding securities in demat mode and shareholders holding securities in physical mode.

How to Log-in to NSDL e-Voting website?

1. Visit the e-Voting website of NSDL. Open web browser by typing the following URL: <https://www.evoting.nsdl.com/> either on a Personal Computer or on a mobile.
2. Once the home page of e-Voting system is launched, click on the icon "Login" which is available under 'Shareholder/Member' section.
3. A new screen will open. You will have to enter your User ID, your Password/OTP and a Verification Code as shown on the screen.

Alternatively, if you are registered for NSDL eservices i.e., IDEAS, you can

log-in at <https://eservices.nsdl.com/> with your existing IDEAS login. Once you log-in to NSDL eservices after using your log-in credentials, click on e-Voting and you can proceed to Step 2 i.e., Cast your vote electronically.

4. Your User ID details are given below:

Manner of holding shares i.e. Demat (NSDL or CDSL) or Physical	Your User ID is:
a) For Members who hold shares in demat account with NSDL.	8 Character DP ID followed by 8 Digit Client ID For example, if your DP ID is IN300*** and Client ID is 12***** then your user ID is IN300***12*****.

b) For Members who hold shares in demat account with CDSL.	16 Digit Beneficiary ID For example, if your Beneficiary ID is 12***** then your user ID is 12*****
c) For Members holding shares in Physical Form.	EVEN Number followed by Folio Number registered with the Company For example, if folio number is 001*** and EVENT 101456 then user ID is 101456001***

5. Password details for shareholders other than Individual shareholders are given below:

- a) If you are already registered for e-Voting, then you can use your existing password to login and cast your vote.
- b) If you are using NSDL e-Voting system for the first time, you will need to retrieve the 'initial password' which was communicated to you. Once you retrieve your 'initial password', you need to enter the 'initial password' and the system will force you to change your password.
- c) How to retrieve your 'initial password'?
 - (i) If your email ID is registered in your demat account or with the Company, your 'initial password' is communicated to you on your email ID. Trace the email sent to you from NSDL from your mailbox. Open the email and open the attachment i.e.,

a .pdf file. Open the .pdf file. The password to open the .pdf file is your 8-digit client ID for NSDL account, last 8 digits of client ID for CDSL account or folio number for shares held in physical form. The .pdf file contains your 'User ID' and your 'initial password'.

If your email ID is not registered, please follow steps mentioned below in process for those shareholders whose email ids are not registered.

6. If you are unable to retrieve or have not received the "Initial password" or have forgotten your password:

- a) Click on "Forgot User Details/Password?" (If you are holding shares in your demat account with NSDL or CDSL) option available on www.evoting.nsdl.com.
- b) Physical User Reset Password?" (If you are holding shares in physical mode) option available on <https://www.evoting.nsdl.com/>.
- c) If you are still unable to get the password by aforesaid two options, you can send a request at <https://www.evoting.nsdl.com/> mentioning your demat account number/ folio number, your PAN, your name and your registered address etc.
- d) Members can also use the OTP (One Time Password) based login for casting the votes on the e-Voting system of NSDL.

7. After entering your password, tick on Agree to “Terms and Conditions” by selecting on the check box.
8. Now, you will have to click on “Login” button.
9. After you click on the “Login” button, Home page of e-Voting will open.
6. You can also take the printout of the votes cast by you by clicking on the print option on the confirmation page.
7. Once you confirm your vote on the resolution, you will not be allowed to modify your vote.

Step 2: Cast your vote electronically and join General Meeting on NSDL e-Voting system.

How to cast your vote electronically and join General Meeting on NSDL e-Voting system?

1. After successful login at Step 1, you will be able to see all the companies “EVENT” in which you are holding shares and whose voting cycle and General Meeting is in active status.
2. Select “EVENT” of Company for which you wish to cast your vote during the remote e-Voting period and casting your vote during the General Meeting. For joining virtual meeting, you need to click on “VC/OAVM” link placed under “Join Meeting”.
3. Now you are ready for e-Voting as the Voting page opens.
4. Cast your vote by selecting appropriate options i.e. assent or dissent, verify/modify the number of shares for which you wish to cast your vote and click on “Submit” and also “Confirm” when prompted.
5. Upon confirmation, the message “Vote cast successfully” will be displayed.
1. Institutional shareholders (i.e., other than individuals, HUF, NRI etc.) are required to send scanned copy (PDF/JPG Format) of the relevant Board Resolution/ Authority letter etc. with attested specimen signature of the duly authorized signatory(ies) who are authorized to vote, to the Scrutinizer by e-mail to soy@saspartners.com with a copy marked to evoting@nsdl.co.in. Institutional shareholders (i.e., other than individuals, HUF, NRI etc.) can also upload their Board Resolution / Power of Attorney / Authority Letter etc. by clicking on “Upload Board Resolution / Authority Letter” displayed under “e-Voting” tab in their login.
2. It is strongly recommended not to share your password with any other person and take utmost care to keep your password confidential. Login to the e-voting website will be disabled upon five unsuccessful attempts to key in the correct password. In such an event, you will need to go through the “Forgot User Details/Password?” or “Physical User Reset Password?” option available on <https://www.evoting.nsdl.com/> to reset the password.

3. In case of any queries, you may refer the Frequently Asked Questions (FAQs) for Shareholders and e-voting user manual for Shareholders available at the download section of <https://www.evoting.nsdl.com/> or call on toll free no.: 022 - 4886 7000 and 022 - 2499 7000 or send a request to Ms. Pallavi Mhatre at evoting@nsdl.co.in

Process for those shareholders whose email ids are not registered with the depositories for procuring user id and password and registration of e- mail ids for e-voting for the resolutions set out in this notice:

1. In case shares are held in physical mode please provide Folio No., Name of shareholder, scanned copy of the share certificate (front and back), PAN (self-attested scanned copy of PAN card), AADHAR (self-attested scanned copy of Aadhar Card) by email to companysecretary@accel-india.com.
2. In case shares are held in demat mode, please provide DPID-CLID (16-digit DPID + CLID or 16 digit beneficiary ID), Name, client master or copy of Consolidated Account statement, PAN (self-attested scanned copy of PAN card), AADHAR (self-attested scanned copy of Aadhar Card) to (Company email id). If you are an Individual shareholders holding securities in demat mode, you are requested to refer to the login method explained at step 1 (A) i.e.Login method for e-Voting and joining virtual meeting for Individual shareholders holding securities in demat mode.
3. Alternatively, shareholder/members may send a request to evoting@nsdl.co.in for procuring user id and password for e-voting by providing above mentioned documents.
4. In terms of SEBI circular dated December 9, 2020 on e-Voting facility provided by Listed Companies, Individual shareholders holding securities in demat mode are allowed to vote through their demat account maintained with Depositories and Depository Participants. Shareholders are required to update their mobile number and email ID correctly in their demat account in order to access e-Voting facility.

THE INSTRUCTIONS FOR MEMBERS FOR e-VOTING ON THE DAY OF THE AGM AS UNDER: -

- 1) The Procedure for e-voting on the day of the AGM is same as the instructions mentioned above for remote e-voting.
- 2) Only those Members/Shareholders, who will be present in the AGM through VC/OVAM facility and have not casted their vote on the Resolutions through remote e-voting and are otherwise not barred from doing so, shall be eligible to vote through e-voting system in the AGM.

- 3) Members who have voted through Remote e-voting will be eligible to attend the AGM. However, they will not be eligible to vote at the AGM.
- 4) The details of the person who may be contacted for any grievances connected with the facility for e-voting on the day of the AGM shall be the same person mentioned for Remote e-voting.

INSTRUCTIONS FOR MEMBERS FOR ATTENDING THE AGM THROUGH VC/OAVM ARE AS UNDER:

1. Member will be provided with a facility to attend the AGM through VC/OAVM through the NSDL e-Voting system. Members may access by following the steps mentioned above for Access to NSDL e-Voting system. After successful login, you can see link of "VC/OAVM link" placed under "Join meeting" menu against Company name. You are requested to click on VC/OAVM link placed under Join General Meeting menu. The link for VC/OAVM will be available in Shareholder/ Member login where the EVENT of Company will be displayed. Please note that the members who do not have the User ID and Password for e-Voting or have forgotten the User ID and Password may retrieve the same by following the remote e-Voting instructions mentioned in the notice to avoid last minute rush.
2. Members are encouraged to join the Meeting through Laptops for better experience.
3. Further Members will be required to allow Camera and use Internet with a good speed to avoid any disturbance during the meeting.
4. Please note that Participants Connecting from Mobile Devices or Tablets or through Laptop connecting via Mobile Hotspot may experience Audio/Video loss due to Fluctuation in their respective network. It is therefore recommended to use Stable Wi-Fi or LAN Connection to mitigate any kind of aforesaid glitches.
5. Post your Question: Shareholders who would like to express their views/have questions may send their questions in advance mentioning their name demat account number/folio number, email id, mobile number at (Company email id). The same will be replied by the Company suitably Shareholders who would like to express their views/ask questions during the meeting may register themselves as a speaker by sending their request in advance at least 5 days prior to meeting mentioning their name, demat account number/folio number, email id, mobile number at companysecretary@accel-india.com.
6. The Company reserves the right to restrict the number of questions and number of speakers, as appropriate, for smooth conduct of the AGM.
7. Members who need assistance before or during the AGM, can contact Ms Pallavi Mhatre, Manager, NSDL at evoting@nsdl.co.in or call 022 - 4886 7000 and 022 - 2499 7000.

General Instructions:

- a) Mr. Soy Joseph, Practicing Company Secretary (Membership No: 13852) has been appointed as the Scrutinizer to scrutinize the voting and



remote e-voting process (including Ballot Forms received from the members who do not have access to the e-voting process) in a fair and transparent manner.

- b) The Scrutinizer shall after the conclusion of voting at the general meeting, will first count the votes cast at the meeting and thereafter unblock the votes cast through remote e- voting in the presence of at least two witnesses not in the employment of the Company and shall make, within 2 working days of the conclusion of the AGM, a consolidated scrutinizer's report of the total votes cast in favour or against, if any, to the Chairman or a person authorized by him in writing, who shall countersign the same and declare the result of the voting forthwith.
- c) The Results declared along with the report of the Scrutinizer shall be placed on the

Company's website and on the website of the Company <https://www.accel-india.com/> and on the website of NSDL immediately after the declaration of result by the Chairman or a person authorized by him in writing. The results shall also be immediately forwarded to the BSE Ltd, Mumbai.

By order of the Board

S.V. RAO

DIN: 06600739

Whole-Time Director

Registered Office

3rd Floor, SFI Complex
178, Valluvarkottam High Road
Nungambakkam, Chennai 600 034

Place: Chennai

Date: 10.08.2024

EXPLANATORY STATEMENT IN PURSUANCE OF SECTION 102(1) OF THE COMPANIES ACT, 2013

Statement with respect to items covered in the Notice of Meeting is given below:

Item 04:**Approval for giving loan or guarantee or providing security in connection with loan availed by any of Company's subsidiary or other person specified under section 185 of the Companies Act, 2013**

As per the provisions of the Section 185 of the Companies Act, 2013, the Board of the Company can give loan or give guarantee or provide any security to any Company and / or body corporate in which Director of our Company is Director and / or Member, subject to consent of the members.

Your company proposes to give loan(s) including loan represented by way of Book Debt to, and/or provide guarantee(s), and/or provide security(ies) in connection with any Loan taken/to be taken by any entity which is a subsidiary or associate or joint venture or group entity of the Company or any person in which any director of the Company is deemed to be interested, up to a sum not exceeding Rs. 100 Crores [Rupees One Hundred Crore Only] at any point in time.

The members may note that Board of Directors would carefully evaluate proposals and provide such loan, guarantee or security through deployment of funds out of internal resources / accruals and / or any other appropriate sources, from time to time, only for principal business activities of such

Entities. The Board of Directors recommends the Special resolution at Item No.4 of this Notice for your approval.

None of the Directors, the KMPs (as defined under the Act and rules framed thereunder) of the Company and their respective relatives (as defined under the Act and Rules framed thereunder) have any interest in this resolution at Item No.4 of this Notice except to the extent of the equity shares held by them in the Company and/or to the extent that the said Director(s) are common director(s) of such Entities and/or to the extent that the KMPs are holding shares in such Entities as a nominee and/or to the extent that the said Director(s), KMPs and their respective relatives are the directors, members of the companies that hold shares in such Entities.

By order of the Board

S.V. RAO

DIN: 06600739

Whole-Time Director

Registered Office

3rd Floor, SFI Complex
178, Valluvarkottam High Road
Nungambakkam, Chennai 600 034

Place: Chennai

Date: 10.08.2024

ANNEXURE

Pursuant to regulation 36 of the listing regulations and secretarial standard-2 issued by the institute of company secretaries of india, information about the directors proposed to be appointed / re- appointed

Particulars	Mr. Sunkari Venkateswara Rao
Date of Birth	01/07/1966
Date of Appointment/Reappointment	07/03/2023
Qualification	Bachelor of Engineering
Expertise	Thirty-Eight (38) years of experience in IT, Telecom and Mobile services & sales businesses. Prior to joining Accel Limited, Mr. S. V. Rao was CEO and Whole Time Director in Ensure Support Services (India) limited, a wholly owned subsidiary company of Redington. He has been working with Redington India group since 1995 and joined Accel Limited in 2020 when Accel Limited acquired Ensure Support Services (India) limited from Redington. Mr. S. V. Rao has collaborated and implemented many Pan-India service roll-outs for many leading global brands apart from successfully building B2C businesses.
Chairmanship / Membership of the Committees of the Board of Director of the Company	Nil
Directorship of other Companies (excluding Foreign Companies / Section 8 Companies)	Accel Media Ventures Limited
Chairmanship / Membership of the Committee of other companies in which he is a Director	Nil
No. of shares held in the Company as on 31st March, 2023	246,237 shares
Relationship with Other Directors and Key Managerial Personnel	Nil

DIRECTORS' REPORT

To The Members, Accel Limited

Your directors are elated to present their report on Company's Business Operations along with the Audited Financial Statements for the year ended 31st March 2024.

FINANCIAL HIGHLIGHTS

(Rs.in Lakhs)

PARTICULARS	STANDALONE		CONSOLIDATED	
	2023-24	2022-23	2023-24	2022-23
Revenue from operations	16,633.49	15,537.62	16,709.02	15,663.79
Other income	171.47	446.18	174.71	432.85
Total Revenue	16,804.95	15,983.80	16,883.73	16,096.63
Expenses excluding Finance cost & Depreciation and amortization	14,896.50	13,748.21	15,008.08	13,891.85
Profit before Finance cost & Depreciation and amortization (EBITDA)	1,908.45	2,235.58	1,875.65	2204.79
Profit before Share of profit of Associate and Exceptional Items	545.03	868.20	467.47	794.41
Share of profit of Associate	-	-	22.66	21.39
Exceptional Items- Income	(46.01)	-	(46.01)	-
Profit after Share of profit of Associate and Exceptional Items	499.02	868.20	444.12	815.81
Total Tax expenses	115.06	531.50	115.18	531.67
Net Profit after tax	383.97	336.70	328.94	284.14
Earnings Per Share	Basic	0.67	0.59	0.57
	Diluted	0.67	0.59	0.57



REVIEW OF OPERATIONS

During the year under review, your Company recorded a total income of Rs. 16,804.95 lakhs (Previous Year Rs. 15,983.80 lakhs). The Company reported a Net profit after tax of Rs.383.97 lakhs.

Accel Limited is a leading provider of IT Infrastructure Management Services spread across India. The portfolio of services includes life cycle support for new generation IT infrastructure, Warranty fulfillment services, Managed Print services and Cyber security services. The Company also has a realty division focusing on providing ready-to-use plug and play IT space, in their own built-up space in KINFRA SEZ, Trivandrum.

MERGER APPLICATION

The Hon'ble National Company Law Tribunal [NCLT], Chennai vide order dated 07th March 2023 approved for merging two wholly owned subsidiary companies, namely, M/s. Accel IT Services Limited (formerly known as Ensure Support Services (India) Limited) and M/s. Computer Factory (India) Private Limited with M/s. Accel Limited, the holding company. The order was filed with Registrar of Companies, Chennai on 07th June 2023 and was later approved.

The Board of Directors at their meeting held on 07th July, 2023 approved the proposal for merger of M/s. Accel Media Ventures Limited and M/s. Accel OEM Appliances Limited, two subsidiary companies with M/s. Accel Limited, holding company. An application was filed with Stock Exchange (BSE) for their approval was later rejected.

The Board of Directors at their meeting held on 28th May, 2024 proposed for the merger of M/s. Accel Media Ventures Limited, one of its subsidiary

Company with M/s. Accel Limited, the holding company with effect from 01st April, 2024. The proposal has been approved by the Board on their meeting held on 24th June, 2024 and the application has been filed with the Stock Exchange (BSE) for their NOC.

SHARE CAPITAL

The paid-up share capital of the Company at the beginning of this financial year was Rs. 11,51,44,802/- consisting of 5,75,72,401 nos. of equity shares of Rs. 2/- each. During the year under review, the Company has not issued any shares to the employees or public.

The total paid up share capital of the Company as on 31st March 2024 was Rs. 11,51,44,802/- consisting of 5,75,72,401 numbers of equity shares of Rs. 2/- each.

DIVIDEND

Based on the performance of the Company, the Board of Directors has recommended a dividend at the rate of Rs.0.30/- per share [15% of the total paid-up share capital] for the financial year 2023-24 and aggregating to Rs. 172.72 Lakhs.

The payment of dividend is subject to the approval of the shareholders at the ensuing Annual General Meeting (AGM) of the Company.

UNPAID/UNCLAIMED DIVIDEND

Pursuant to Section 124 and Section 125 of the Companies Act, 2013 read with the IEPF Authority (Accounting, Audit, transfer and Refund) Rules, 2016 ('the Rule'), all the unpaid and unclaimed dividends are required to be transferred by the Company to the IEPF established by the Government of India, after the completion of Seven Years. Further, according

to the Rules, the shares on which dividend has not been paid or claimed by the Shareholder for seven consecutive years or more shall also be transferred to demat account of the IEPF Authority. Accordingly, the unclaimed and unpaid dividends of Rs. 1,81,942.00 relating to financial year 2017-2018 (Interim) shall be transferred to IEPF on account of completion of seven years. The dividend amount relating to financial year 2021-2022 (Final) Rs. 1,94,649.80 and 2022-2023 (Final) Rs. 1,29,035.00 shall remain same in the unpaid Dividend Account of the Company.

INVESTOR EDUCATION AND PROTECTION FUND (IEPF)

Pursuant to the applicable provisions of the Companies Act, 2013, read with the IEPF Authority (Accounting, Audit, Transfer and Refund) Rules, 2016 ('the Rules'), all unpaid or unclaimed dividend are required to be transferred by the Company to the IEPF established by the Government of India, after the completion of seven years. Further, according to the said Rules, the shares on which dividend has not been paid or claimed by the shareholders for seven consecutive years or more shall also be transferred to the demat account of the IEPF Authority. During the year under review, the Company has not transferred any amount to the IEPF as no amounts were due to be transferred.

TRANSFER TO RESERVES

During the period under review, your Company has not transferred any amount to the reserves.

MATERIAL CHANGES AND COMMITMENTS AFFECTING THE FINANCIAL POSITION BETWEEN THE END OF FINANCIAL YEAR AND DATE OF REPORT AFTER THE BALANCE SHEET DATE

Other than the points mentioned hereunder, there were no material changes and commitments affecting the financial position of the Company occurred between the end of the financial year to which this financial statement relates and the date of this report.

- The Board of Directors at their meeting held on 24th June, 2024 approved for the merger of M/s. Accel Media Ventures Limited, one of the subsidiary Company with M/s. Accel Limited, the holding company with effect from 01st April, 2024. The application has been filed with the Stock Exchange (BSE) for their NOC.
- M/s. Accel OEM Appliances Limited one of the subsidiary Company made a voluntary application to ROC under Section 248 (2) of the Companies Act, 2013 on 30th April 2024 for removing its name from Register of Companies and the same was later approved.

MANAGEMENT DISCUSSION AND ANALYSIS

Management's Discussion and Analysis Report for the year under review, as stipulated under the Securities and Exchange Board of India (Listing Obligations and Disclosure Requirements) Regulations, 2015 as amended ("Listing Regulations"), is presented in a separate section forming part of the Annual Report.

CONSOLIDATED FINANCIAL STATEMENT

In accordance with the provisions of Companies Act, 2013 (hereinafter referred to as "the Act"), Regulation 33 of the Securities and Exchange Board of India (Listing Obligations and Disclosure Requirements) Regulations, 2015 as amended (hereinafter referred to as "Listing Regulations")

and applicable Accounting Standards, the Audited Consolidated Financial Statements of the Company for the financial year 2023-24, together with the Auditors' Report forms part of this Annual Report.

SUBSIDIARY COMPANIES / ASSOCIATE COMPANIES / HOLDING COMPANIES / JOINT VENTURES

A statement containing the salient features of the financial statement of Subsidiary Companies/ Associate Companies, as per Section 129(3) of the Companies Act, 2013 is provided in Form No. AOC -1 [Annexure I].

DIRECTORS' RESPONSIBILITY STATEMENT

As required under clause (c) of sub-section (3) of section 134 of the Companies Act, 2013, Directors, to the best of their knowledge and belief, state that-

- i. in the preparation of the annual financial statements for the year ended 31st March 2024, the applicable accounting standards have been followed along with proper explanation relating to material departures, if any;
- ii. such accounting policies have been selected and applied consistently and made such judgements and estimates that are reasonable and prudent so as to give a true and fair view of the state of affairs of the Company as at the end of the financial year 31st March 2024 and of the profit/loss of the Company for that period;
- iii. proper and sufficient care have been taken for the maintenance of adequate accounting records in accordance with the provisions of the Companies Act, 2013 for safeguarding the

assets of the Company and for preventing and detecting fraud and other irregularities;

- iv. annual financial statements have been prepared on a going concern basis;
- v. internal financial controls have been laid down and followed by the Company and that such internal financial controls are adequate and are operating effectively; and
- vi. proper systems have been devised to ensure compliance with the provisions of all applicable laws and that such systems were adequate and operating effectively.

CORPORATE GOVERNANCE

The Company is committed to maintain the highest standards of Corporate Governance and adhere to the Corporate Governance requirements set out by the Securities and Exchange Board of India ("SEBI"). The Company has also implemented several best governance practices. The report on Corporate Governance as stipulated under the Listing Regulations forms part of this Annual Report. The requisite certificate from the Statutory Auditors of the Company confirming compliance with the conditions of Corporate Governance is attached to the report on Corporate Governance.

Pursuant to the Securities and Exchange Board of India (Listing Obligations and Disclosure Requirements, Regulations, 2015 applicable to the Company, the report on Corporate Governance along with the certificate from a Practicing Company Secretary certifying compliance with conditions of Corporate Governance for the year ended 31st March, 2024 is annexed as Annexure- II.

RELATED PARTY TRANSACTIONS

During the Financial year 2023-24, Related Party Transactions as defined under Section 188 of the Act read with Companies (Meeting of Board and its Powers) Rules, 2014, and the Listing Regulations, as amended, were at arm's length and in ordinary course of business.

Omnibus approval for related party transactions (at arm's length and in ordinary course of business), which were foreseen and repetitive in nature were obtained from the Audit Committee. During the period under review, your Company did not enter into any Related Party Transactions, which may be considered material in terms of Section 188 of the Companies Act, 2013 read with Companies (Meeting of Board and its Powers) Rules, 2014, as amended, and Regulation 23 of the SEBI (Listing Obligations and Disclosure Requirements) Regulations, 2015. The disclosure in Form AOC-2 is annexed as Annexure- III to this Report. Suitable disclosure as required by the Indian Accounting Standards (Ind AS 24) has been made in the notes to the Financial Statements.

RISK MANAGEMENT POLICY

Information on the development and implementation of a Risk Management Policy for the Company including identification therein of elements of risk, which in the opinion of the Board may threaten the existence of the Company, is given in the Management Discussion and Analysis Report.

DETAILS OF INTERNAL FINANCIAL CONTROLS WITH REFERENCE TO THE FINANCIAL STATEMENTS

The Company has in place adequate financial controls commensurate with the size of the business. During the year, such controls were tested and no reportable material weaknesses in the design or operation were observed.

The internal financial controls with reference to the financial statements were adequate and operating effectively.

DIRECTORS AND KEY MANAGERIAL PERSONNEL

The composition of the Board is in conformity with Regulation 17 of the SEBI (Listing Obligations and Disclosure Requirements) Regulations, 2015 and the relevant provisions of the Companies Act, 2013. The Directors possess requisite qualifications and experience in general corporate management, strategy, finance, administration and other allied fields, which enable them to contribute effectively to the Company in their capacity as Directors of the Company. None of the directors of the company is disqualified under the provisions of the Companies Act, 2013 ('Act') or under the SEBI (Listing Obligations and Disclosure Requirements) Regulations, 2015.

Changes in Directors

Resignation of Mr. N. R. Panicker:

Mr. N. R. Panicker (DIN: 00236198), Chairman and Managing Director resigned from the Board on 21st September, 2023.

Appointment of Mr. K. R. Chandrasekaran:

The Nomination and Remuneration Committee at their meeting held on 29th November, 2023 considered the appointment of



Mr. K. R. Chandrasekaran [DIN: 00212855] as an Additional Director of the Company on account of resignation of Mr. N. R. Panicker.

The Board of Directors appointed Mr. K. R. Chandrasekaran [DIN: 00212855] as an Additional Director of the Company as per the recommendation of the Nomination Remuneration Committee and Audit Committee, at their meeting held on 29th November, 2023 subject to the shareholders' approval.

Subsequently, the regularization of the appointment of Mr. Mr. K. R. Chandrasekaran [DIN: 00212855] Director of the Company was placed before shareholders for approval through Postal Ballot. The Appointment was approved by Shareholders by way of Special Resolution dated 21st February, 2024.

Change in Designation of Mr. S.V. Rao

The Board of Directors on their meeting dated 07th March 2023 appointed Mr. S V Rao [DIN: 06600739] as Additional Director of the Company as per the recommendation of Nomination and Remuneration Committee. Subsequently, the regularization of this appointment as Whole-Time Director of the Company was placed before shareholders for approval through Postal Ballot. The appointment was approved by shareholders by way of Special Resolution dated 29th May 2023.

Retirement by Rotation:

The Independent Directors hold office for a fixed term not exceeding five years from the date of their appointment and are not liable to retire by rotation.

The Companies Act, 2013 mandates that at least two-thirds of the total number of Directors (excluding independent directors) shall be liable to retire by rotation. Accordingly, Mr. S. V. Rao (DIN:06600739), Whole-Time Director, being the longest in the office amongst the Directors liable to retire by rotation, retires from the Board by rotation this year and, being eligible, has offered himself for reappointment.

The Board of Directors recommends his re-appointment at Item No. 3 of the Notice calling the 28th Annual General Meeting for consideration of the Shareholders.

The Brief resume and other details relating to Mr. S. V. Rao, who is proposed to be re-appointed, as required under Regulation 36(3) of the Securities and Exchange Board of India (Listing Obligations and Disclosure Requirements) Regulations, 2015 as amended ("Listing Regulations"), is given in Annexure to the notice calling 28th Annual General Meeting.

Change in Key Managerial Personnel:

As per the recommendation of the Nomination Remuneration Committee, the Board of Directors at their meeting held on 21st September, 2023 appointed Mr. N. R. Panicker as Chief Executive Officer with immediate effect.

During the year, due to personal reasons Mr. Jagan Parthasarathy resigned from the position of Chief Financial Officer of the Company with effect from closing business hours of 31st August, 2023. Subsequently, the Board of Directors, as per the recommendation of the Nomination Remuneration

Committee and Audit Committee, at their meeting held on 29th November, 2023 appointed Mr. Rajesh Kumar Nandi as Chief Financial Officer with immediate effect.

The Board of Directors at their meeting held on 25th May, 2023 approved the resignation of Ms. H. Pavitra from the position of Whole Time Company Secretary and Compliance Officer of the Company with effect from closing business hours of 26th May, 2023.

The Board of Directors at their meeting held on 11th August, 2023 appointed Mr. Suraj Prakash Gupta to the position of Whole Time Company Secretary and Compliance Officer of the Company with immediate effect and later he resigned with effect from closing business hours of 30th November, 2023. In the same meeting held on 29th November, 2023 pursuant to the recommendation of Nomination and Remuneration, the Board of Directors approved the appointment of Ms. K. Deepika as the Company Secretary and Compliance Officer of the Company with effect from 01st December, 2023.

The Company has filed all disclosures to the Stock Exchange as per the SEBI regulations.

The Company has received declarations from all the Independent Directors of the Company confirming that:

- a) they meet the criteria of independence prescribed under the Act and the Listing Regulations and
- b) they have registered their names in the Independent Directors' Databank.

Detailed information about the Directors is provided in the Corporate Governance Report.

DECLARATION BY INDEPENDENT DIRECTORS AND STATEMENT ON COMPLIANCE OF CODE OF CONDUCT

The Company has received necessary declaration from each independent director under Section 149(7) of the Companies Act, 2013, that he/ she meets the criteria of independence laid down in Section 149(6) of the Companies Act, 2013 and Regulation 25 of the SEBI (Listing Obligations and Disclosure Requirements) Regulations, 2015.

The Independent Directors have also confirmed that they have complied with Schedule IV of the Act and the Company's Code of Conduct.

In terms of Regulations 25(8) of the Listing Regulations, the Independent Directors have confirmed that he/she meets the criteria of independence as provided in clause (b) of sub-regulation (1) of Regulation 16 and that they are not aware of any circumstance or situation, which exists or may be reasonably anticipated, that could impair or impact their ability to discharge their duties with an objective independent judgement and without any external influence.

During the year, Independent Directors of the Company had no pecuniary relationship or transactions with the Company, other than sitting fees, commission and reimbursement of expenses incurred by them for the purpose of attending meetings of the Board of Directors and Committee(s).

The Directors possess integrity, expertise and experience in their respective fields.

FAMILIARISATION PROGRAMME FOR INDEPENDENT DIRECTORS

Independent Directors are familiarized about the Company's operations and businesses. Interaction with the Business heads and key executives of the Company is also facilitated. Detailed presentations on important policies of the Company are also made to the directors. Direct meetings with the Chairman are further facilitated to familiarize the incumbent Director about the Company/its businesses and the group practices.

DISCLOSURES RELATED TO REMUNERATION TO DIRECTORS, KEY MANAGERIAL PERSONNEL AND OTHER EMPLOYEES

The information required under Section 197 of the Act read with Rule 5 of the Companies (Appointment and Remuneration of Managerial Personnel) Rules, 2014 are attached to this report as Annexure IV.

PERFORMANCE EVALUATION

The Company has a policy for performance evaluation of the Board, Committees and other individual Directors including Independent Directors, which includes criteria for performance evaluation of Non- Executive Directors and Executive Directors. In accordance with the manner specified by the Nomination and Remuneration Committee, the Board carried out an annual performance evaluation of the Board, its Committees and Individual Directors. The Independent Directors carried out an annual performance evaluation of the Chairperson. The Chairman of the respective Committees shared the evaluation report with the respective Committee members.

The performance of each Committee was evaluated by the Board, based on the report of evaluation received from respective Committees. A consolidated report was shared with the Chairman of the Board for his review and for giving his feedback to each Director.

AUDITORS AND AUDIT REPORT

Statutory Auditors

M/s. K. S. Aiyar & Co., Chartered Accountants was appointed as the Statutory Auditors of the Company for a period of 5 years at the Annual General Meeting of the Company held on 29th September 2021 to hold the office till the conclusion of 40th Annual General Meeting of the Company.

Auditors' opinion:

1. Refer to Note No. 47(b) to the Standalone Financial Statements regarding recoverability of loan given to one of its Subsidiary Company of Rs. 490.88 Lakhs outstanding as on 31st March 2024 (Previous year Rs. 361.69 Lakhs) which are significantly overdue. The Management is of the view that there is no diminution to the carrying value of these loans and advances. However, in the absence of sufficient appropriate audit evidence regarding the timing of repayment and extent of cash flows that will be available from the respective company to settle these dues, we are unable to comment upon the recoverability of the carrying value of the said as at 31st March 2024 and the consequential impact thereof, if any, on the accompanying statement.

Management Response:

The Company has proposed to amalgamate the said subsidiary with the Company effective from 1st April 2024 and the necessary steps have been initiated in this regard.

The Company is of the view that there is no diminution to the carrying value of these loans and advances, considering the fact that the subsidiary Company is being proposed to be amalgamated with the Company. Further the amount due towards loans and advances will get eliminated in the books while giving effect to the merger order for the proposed merger, subsequent to the receipt of approval from the statutory authorities.

Auditors Comments:

- Refer Note number 10A (2) to the Standalone annual financial results where the company has submitted petition for striking off through Fast track exit mode for one of its 100% owned subsidiary-company and its impact on the financial statements as an exceptional item.

Management Response:

M/s. Accel OEM Appliances Limited one of the subsidiary Company made a voluntary application to ROC under Section 248 (2) of the Companies Act, 2013 on 30th April 2024 for removing its name from Register of Companies and the same was later approved.

Auditors Comments:

- Refer note number 48 to the Standalone Financial Statements for the year, the balance at the end of the financial year for sundry debtors, sundry creditors, loans & advances and advances received from the customer

are subject to confirmation. The management is of the view that there are no permanent diminution/changes to the carrying value of these sundry debtors, loans & advances and sundry creditors; however, provisions as per policy has been made in this regard in the accompanying financial statements.

Management Response:

The Company is of the view that there is no permanent change to the carrying value of these loans and advances, trade receivables and trade payables except for the provision considered in this regard in the accompanying financial statements.

Auditors Comments:

- Refer Note number 53 to the Standalone financial statements where the Company has proposed to amalgamate one of its subsidiary companies.

Management Response:

The Company has proposed to amalgamate one of its subsidiaries M/s. Accel Media Ventures Limited with the Company effective from 1st April 2024 and the necessary steps have been initiated in this regard.

Auditors Comments:

- Refer note number (i) (c) to the Company (Audit Report) Order, 2020 of the Standalone Financial Statements for the year, according to the information and explanations given to us and based on the records examined by us, we report that, the title deeds of all the Immovable properties of Land and Building which are freehold and included under the head

'Property, plant and equipment' are held in the name of the Company except in cases given in Statement 1 as the title deeds are held in the name of the erstwhile subsidiary company viz. Computer Factory (India) Private Limited – CFIPL (amalgamated w.e.f.01.04.2020) .

Management Response:

The company registered the said title deed (erstwhile subsidiary company viz. Computer Factory (India) Private Limited – CFIPL) in the name of the Accel Ltd. on dated 18th April'2024 vide Amalgamation Deed no 439/2024. Subsequently the company sold this property vide sales deed no 549 dated 10th May 2024.

Auditors Comments:

6. Refer note number (iii)(c) to the Company (Audit Report) Order, 2020 of the Standalone Financial Statements for the year, in respect of loans and advances in the nature of loans granted by the Company, the schedule of repayment of principal and the payment of the interest has not been stipulated and accordingly, we are unable to comment as to whether the repayments/receipts of principal, interest are regular.

Management Response:

The company has given unsecured loans to subsidiaries, which is repayable on demand. There is no repayment schedule as it is repayable on demand. The Company has initiated necessary actions to collect the loan amount.

Auditors Comments:

7. Refer note number (iii)(d) to the Company (Audit Report) Order, 2020 of the Standalone Financial Statements for the year, (d) In the absence of stipulated schedule of repayment of principal and payment of interest in respect of loans or advances in the nature of loans, we are unable to comment as to whether there is any amount which is overdue for more than 90 days. Reasonable steps have been taken by the Company for recovery of such principal amounts and interest.

Management Response:

The company has taken necessary steps for recovery of the principal amounts and interest thereon.

Internal Auditors

M/s. Varma & Varma, Chartered Accountants was appointed as the Internal Auditors of the Company for the Financial Year 2023-24 and they have played an important role in strengthening the internal controls within the Company.

Secretarial Audit

Pursuant to the provisions of Section 204 of the Act read with the Companies (Appointment and Remuneration of Managerial Personnel) Rules, 2014, as amended, your Directors appointed M/s. JM & Associates, Company Secretaries to undertake the Secretarial Audit of your Company for the financial year 2023-24. The Report of the Secretarial Auditor for the financial year 2023-24 is annexed as 'Annexure V' to this Report.

Auditor's Comment

1. During the year under review, the Company has generally complied with applicable Secretarial Standards (SS-1 and SS-2) issued by The Institute of Company Secretaries of India.

Management response

The Company has necessary policies and practices that ensures compliance with the provisions of the Companies Act, 2013 and Secretarial Standards (SS-1 and SS-2) issued by The Institute of Company Secretaries of India.

Auditor's Comment

2. During the year under review, there were few e-forms filed beyond the due dates by paying additional fees with the Registrar of Companies (ROC).

Management response

The Company has taken all necessary steps to avoid paying additional fees henceforth, for filing purposes.

Auditor's Comment

3. The Company in continuation filed the copy of the order issued by NCLT in E-form INC-28 with the Registrar of Companies [ROC], Chennai. However, after filing the said e-form, the Authorised share capital of the Company is wrongly reflecting as Rs 59,50,00,000/- instead of Rs. 33,50,00,000/- in the master data on the Ministry of Corporate Affairs portal. We understand from the Company that, it has communicated the same to the ROC and the issue has been rectified.

Management response

The Company has communicated the same to the ROC and the issue has been rectified. Further, the Company has taken all necessary steps to avoid such instances in future.

DISCLOSURES

COMMITTEES OF THE BOARD

There are various Board constituted Committees as stipulated under the Act and Listing Regulations namely Audit Committee, Nomination and Remuneration Committee, Stakeholders Relationship Committee, and Corporate Social Responsibility (CSR) Committee. Brief details pertaining to composition, terms of reference, meetings held and attendance - of these Committees during the year have been enumerated in Corporate Governance report.

I. Meetings of the Board

Ten (10) Meetings of the Board of Directors were held during the year. The particulars of meetings held and attended by each Director are detailed in the Corporate Governance Report.

II. Audit Committee

The Audit Committee comprises of 3 [three] Directors namely Mr. K. R. Varma (Chairman), Mr. K. Nagarajan and Mr. Rangarajan Raghavan as on 31st March 2024. During the year all the recommendations made by the Audit Committee were accepted by the Board.

III. Nomination And Remuneration Committee

The Nomination and Remuneration Committee comprises of Mr. Rangarajan Raghavan (Chairman), Mrs. Shruthi Panicker and Mr. K. Nagarajan as on 31st March 2024.

IV. Stakeholders Relationship Committee

The stakeholders Relationship Committee comprises of Mr. Rangarajan Raghavan (Chairman), Mr. K. R. Varma and Mr. K. Nagarajan as on 31st March 2024.

V. Corporate Social Responsibility Committee

The Company has constituted a CSR Committee during the financial year 2023-24. The Committee comprises of the following Directors:

1. Mr. K. Nagarajan (Chairman)
2. Mr. Rangarajan Raghavan
3. Mr. K. R. Varma

The details of the Corporate Social Responsibility activities undertaken by the Company and the amount spent towards the same are given in detail in "Annexure VI".

COMPLIANCE OF SECRETARIAL STANDARDS

In terms of Section 118(10) of the Act, the Company is complying with the Secretarial Standards issued by the Institute of Company Secretaries of India and approved by Central Government with respect

to meetings of the Board of Directors and General meetings.

VIGIL MECHANISM

The Company has established a robust Vigil Mechanism and a Whistle-blower policy in accordance with the provisions of the Act and Listing Regulations. The Vigil Mechanism is supervised by an 'Ethics & Compliance Task Force' comprising a member of the Board as the Chairperson and senior executives as members.

Protected disclosures can be made by a whistleblower through an e-mail, or dedicated telephone line or a letter to the Ethics & Compliance Task Force or to the Chairman of the Audit Committee. The Vigil Mechanism and Whistle-blower policy is put up on the Company's website and can be accessed at www.accel-india.com.

REPORTING UNDER THE SEXUAL HARASSMENT OF WOMEN AT WORKPLACE (PREVENTION, PROHIBITION AND REDRESSAL) ACT, 2013

The Company has in place an Anti-Sexual Harassment policy in line with the requirements of The Sexual Harassment of Women at the workplace (Prevention, Prohibition & Redressal) Act, 2013. Internal Complaints committee (ICC) has been set up to redress complaints received regarding sexual harassment. All employees (permanent, contractual, temporary, trainees) are covered under this policy. No case was reported relating to Sexual harassment complaints during the financial year 2023-24.

PARTICULARS OF LOANS, GUARANTEES OR INVESTMENTS

Information regarding loans, guarantees and investments covered under the provisions of the Companies Act, 2013 are detailed in the Financial Statements [Refer Note no.22 and 24 of the Financial Statements].

CONSERVATION OF ENERGY, TECHNOLOGY ABSORPTION AND FOREIGN EXCHANGE EARNINGS AND OUTGO

The information on conservation of energy, technology absorption and foreign exchange earnings and outgo stipulated under Section 134(3) (m) of the Companies Act, 2013 read with Rule, 8 (3) of The Companies (Accounts) Rules, 2014, is annexed herewith as "Annexure VII to this Report".

ANNUAL RETURN

Pursuant to Section 92(3) read with Section 134(3) (a) of the Act, the Annual Return as on as on 31st March 2023 is available in the official website of the Company www.accel-india.com.

CODE OF CONDUCT FOR THE PREVENTION OF INSIDER TRADING

The Board of Directors have adopted the Insider Trading Policy in accordance with the requirements of the SEBI (Prohibition of Insider Trading) Regulation, 2015 as amended from time to time. The Insider Trading Policy of the Company lays down guidelines and procedures to be followed, and disclosures to be made while dealing with shares of the Company, as well as the consequences of violation. The policy has been formulated to

regulate, monitor and ensure reporting of deals by employees and to maintain the highest ethical standards of dealing in Company securities.

The Insider Trading Policy of the Company covering code of practices and procedures for fair disclosure of unpublished price sensitive information and code of conduct for the prevention of insider trading, is available on our website: <https://www.accel-india.com/investors>

CEO/CFO CERTIFICATION

As required Regulation 17(8) read with Schedule II of the SEBI (Listing Obligations and Disclosure Requirements) Regulations, 2015, the CEO/CFO certification is attached with the annual report.

GENERAL

Your directors state that no disclosure or reporting is required in respect of the following matters as there were no transactions on these items during the year under review:

- Details relating to deposits covered under Chapter V of the Act.
- Issue of equity shares with differential rights as to dividend, voting or otherwise.
- The Company does not have any scheme of provision of money for the purchase of its own shares by employees or by trustees for the benefit of employees.
- No significant or material orders were passed by the Regulators or Courts or Tribunals which would impact the going concern status and



Company's operations in the future.

- No fraud has been reported by the Auditors to the Audit Committee or to the Board.
- There is no Corporate Insolvency Resolution Process initiated under the Insolvency and Bankruptcy Code, 2016.

to the Company. Your Directors wish to place on record their deep sense of appreciation for the committed services by employees. Your Directors acknowledge with gratitude the encouragement and support extended by the valued shareholders and the Promoters of the Company.

For and on behalf of the Board of Directors

ACKNOWLEDGEMENTS

The Board of Directors take this opportunity to thank all its shareholders, valued customers, Banks, Government and statutory authorities, investors and stock exchanges for their continued support

K. NAGARAJAN

Director

DIN: 02172617

Place: Chennai

Date: 10.08.2024

S. V. RAO

Whole-Time Director

DIN: 06600739

ANNEXURE I

Form AOC – 1

[Pursuant to first proviso to sub-section (3) of Section 129 read with Rule 5 of the Companies (Accounts) Rules, 2014]

Statement containing salient features of the financial statement of subsidiaries/associate companies/joint ventures

PART A - SUBSIDIARIES

SL. NO.	PARTICULARS	I	II
1.	Name of the Company	Accel Media Ventures Limited	Cetronics Technologies Private Limited
2.	The date since when subsidiary was acquired	01.04.2014	31.03.2021
3.	Reporting period for the subsidiary concerned, if different from the holding company's reporting period	-	-
4.	Reporting currency and Exchange rate as on the last date of the relevant Financial Year in the case of foreign subsidiaries	INR	INR
5.	Share capital	5,21,80,000	1,00,00,000
6.	Other Equity	(11,20,87,624)	(1,27,70,147)
7.	Total assets	3,04,15,236	624,980
8.	Total liabilities	9,03,22,860	33,95,127
9.	Investments	0	0
10.	Turnover	97,05,535	0
11.	(Loss) / Profit before taxation	(76,57,428)	(99,038)
12.	Proposed Dividend	0	0
13.	(Loss) / Profit after taxation	(76,57,428)	(111,568)
14.	% of shareholding	76.76%	50.00%

Notes

- Names of subsidiaries which are yet to commence its operations – Nil.
- Names of subsidiaries which have been liquidated or sold during the year – Nil.

PART B – ASSOCIATE/JOINT VENTURES

Sl. No.	Particulars	Details
1.	Name of the Associate company/Joint venture	Secureinteli Technologies Private Limited
2.	Latest Audited Balance sheet date	31st March, 2024
3.	Date on which the Associate or Joint venture was associated or acquired	30th March, 2022
4.	Shares of Associate or Joint Ventures held by the company on the year end	
	a) No. of shares held	173,900 nos. of equity shares of Rs. 10/- each
	b) Amount of Investment in Associate/Joint Venture	Rs. 4,87,78,950/-
	c) Extent of holding %	26%
5.	Description of how there is significant influence	Representation on the Board of Directors as per Ind AS 28
6.	Reason why Associate/Joint Venture not consolidated	Accel Limited holds 26% of the Equity in the Associate company. The company has adopted Equity method as per the provisions of Ind AS 28 and accordingly considered 26% of profits of Associate company in its consolidated statement of Profit & Loss account.
7.	Net worth attributable to shareholding as per latest audited balance sheet	
8.	Profit/Loss for the year	
	i. Considered in consolidation	Rs. 22,14,304/-
	ii. Not considered in consolidation	NIL

Notes

1. Name of associate/joint venture which are yet to commence operations – **NIL**
2. Names of associate/joint venture which have been liquidated or sold during the year - **NIL**

For and on behalf of the Board of Directors

K. NAGARAJAN

Director

DIN: 02172617

Place : Chennai

Date : 10.08.2024

S. V. RAO

Whole-Time Director

DIN: 06600739

Management Discussion and Analysis

Business Overview

Accel Limited, since its inception in 1991, has focused on building a business around customer services. Our reputation, built over the years as a reliable service provider of IT infrastructure has helped us to embrace several challenging new opportunities, centered around our core competency of customer service. Over the last few years, we have been investing in building a robust business model around our Accel 2.0 vision. We have embraced new lines of services including Cloud Infrastructure, Cyber Security and Digital transformation services. In line with our vision of leadership through service, we provide customers with predictable outcomes, when it comes to delivering value.

Our Businesses

- IT infrastructure Management services (IMS)
- System Integration Services
- Cyber security Management Services
- Warranty and Logistics Management Services (WLMS)
- Managed Print Services (MPS)
- Realty Services

We have been increasing our focus on marketing and sales by adding Senior Sales professionals and improving our focus on processes to help us achieve a better business outcome.

The year gone by

2023-24 was a satisfying year for us. We have been able to grow our business moderately compared

to the previous financial year. Our focused business segments such as Banking, Finance and manufacturing helped us to win new customers. IT spending in India is continuing to show a robust growth and the company is poised for better days in terms of turnover and profitability. Our niche business segments such as Cyber Security and Managed Print Services growing rapidly in India with the organizations focus on secured infrastructure. Our company is working vigorously to win new projects that shall improve profitability going forward.

Performance Review

The financial year 2023-24 witnessed improvement in the overall business despite being hit by slowdown in software sector which has resulted in slow off take of our realty services at KINFRA IT SEZ, Trivandrum. As an India focused business entity, our IT services division has been helping many organizations in its digital transformation journey and to improve productivity and efficiency. In the IT services business, we have added many new customers for IMS and MPS and Cyber security services. Our strategic investment in Secureinteli Technologies helped us in providing value-added IT security services.

Performance Highlights of Financial year 2023-24

- Revenue grew by 7.05 % to reach Rs 166.33 crore.
- EBITDA declined by 14.67% to reach Rs 19.08 crore.
- Profit before tax declined to Rs 5.45 crore.

Our performance during the year would have been better if there had been full offtake of the realty rental space, which was affected by the slowdown in the software industry. The company also suffered a setback in the MPS business was affected due to cancellation of certain contracts for our principal. The business teams relentlessly pursued new business opportunities. Over 70% of our revenues are driven by annuity-based services business.

Various divisions performed well in terms of contributing to the increase in Revenue from operations.

- IMS division clocked a turnover of Rs.66.61 crore compared to Rs. 58.12 crore in the previous year.
- WLMS improved its turnover to Rs.38.46 crore from Rs.37.34 crore in the previous year.
- MPS turnover declined to Rs. 8.33 crore from Rs. 20.24 crore in the previous year.
- The new businesses of Systems Integration did a turnover of Rs.42.33 crore and Cybersecurity did a business of Rs.5.41 Crores . These two divisions have created a strong footing for the future revenues.

FINANCIAL PERFORMANCE:

In accordance with SEBI (Listing Obligations and Disclosure Requirements) Regulations, 2015, as amended from time to time (SEBI LODR) the Company is required to give details of significant changes (change of 25% or more as compared to the previous financial year) in sector-specific key financial Operating Profit Margin (EBITDA).

- EBITDA for the year worked out to Rs. 19.08 crore as against Rs. 22.36 crore in the previous year.
- PAT increased to Rs.3.84 crore from Rs. 3.36 crore in the previous year.

Net Profit Margin (NPM):

The following have been identified by the Company as key financial ratios, which are tracked only at the consolidated level.

Key Financial Ratios:

Particulars	31st March 2024	31st March 2023
Debt service coverage Ratio	1.59	2.64
Current Ratio	1.11	1.04
Debt Equity Ratio	0.85	0.87
Operating Profit Margin	6.21%	5.59%
Net Profit Margin	2.31%	2.17%
Service Revenue to Total Revenue	76.20%	80.85%
Return on Net worth	5.10%	4.62%
Days Sales Outstanding (DSO in nos)	79.91	77.00

- Net increase in Employee cost benefit - Rs. 2.42 crores.
- Increase in Finance Costs- Rs.0.39 crores.
- Decrease in Depreciation and amortization expense – (Rs.0.42 crores).

- Increase in Provision for Doubtful Debts and advances- Rs.0.78 crores.
- Increase in Other expenses Rs.4.14 crores

Interest Coverage Ratio:

The finance costs have gone up to Rs. 7.05 crores during the current year compared to Rs.6.66 crores during the previous year.

Rs. In crores

Current assets	Amount
Trade receivable	34.19
Other financial assets	11.96
Other current assets	1.42
Inventory	7.54
Cash & Bank	9.70
Loans	2.55
Total	67.36

Rs. In crores

Current liabilities	Amount
Borrowings	17.32
Trade payables	25.52
Other financial liabilities	4.41
Other current liabilities	13.31
Others	0.09
Total	60.65

Current ratio: 1.11

Risk Management:

Macro risks such as slow opening of the global market after the Covid 19 Pandemic, geo-political events in eastern Europe continues to challenge businesses around the world.

At Accel Limited, we have a risk management system that identifies and monitors the key risks and its impact on the businesses. The uncertainty of these risks can substantially impact, or have the potential to affect the organization's strategy, business model or available resources. These material risks are evaluated against industry and the global landscape to ensure that relevant emerging and existing factors are considered. We have identified such potential risks and set up mitigation measures to reduce the impact. Besides, the Company's internal auditors regularly assess the adequacy of risk management strategies and report its findings to the Audit Committee and the Board of Directors.

Challenges:

Our Company's businesses evolved through the acquisition of Ensure Support Services (India) Limited in June 2000, the integration and cultural transformation is an evolving process. Unprecedented demand for skilled manpower in the IT sector and high cost associated with recruitment and induction of new manpower into the Company is posing major challenges.

Outlook:

We have been seeing a slowdown in our service domain in the recent past in the way business is being done in the post-covid period. We are witnessing a continuous shift to cloud and increased enterprise IT spending. The traditional IT infrastructure services business is seeing a declining trend with more opportunities in managed services, cloud infrastructure services and managed security services. We have modeled our business around new emerging opportunities and hence

we are confident of growing our business without interruptions barring unforeseen circumstances.

Internal Control Systems:

The Company has an internal control system, commensurate with the size and nature of its operations, which has been designed to provide reasonable assurance of recording the transactions of its operations in all material aspects and providing reliable financial and operational information, complying with applicable laws, and safeguarding the assets of the Company. The Company constantly reviews its processes and the systems to address the changing regulatory and business environments. The Company uses Microsoft Navision as its enterprise resource planning system for recording of accounting data and for management information purposes. The Company has also got an online Operation support software to take care all operations and has aligned the internal financial control system with the requirement of Companies Act, 2013 ("the Act"). The Company has an external audit firm for carrying out the internal audit, based on a plan finalized in consultation with some of the major operational risks recognized and managed by the Company include:

The Internal Auditors directly report to the Audit Committee. The internal audit reports are submitted / presented in the Audit Committee and discussed. The Audit Committee also obtains the views of the internal and statutory auditors to ascertain the adequacy of internal control systems. The statutory auditors have issued a report on the internal control

over financial reporting (as defined in Section 143 of the Act). The Company assessed the effectiveness of the internal control over financial reporting (in accordance with Regulation 17(8) of SEBI LODR) as of 31 March 2024. Based on its evaluation (in accordance with Section 177 of the Act and Regulation 18 of SEBI LODR), our Audit Committee has concluded that, as of 31 March 2024, our internal financial controls were adequate and operating effectively barring a few improvements.

Risk Mitigation:

Talent attrition is a major risk assessed by the Company. Many steps are taken to reduce the attrition including variable pay and incentives. The Company is also working with BOAT to recruit and train manpower on a constant basis. Salary review is being done annually and an Employee Stock Option Plan (ESOP) scheme has been implemented to retain senior managers. We have started creating a buffer of resources to mitigate the manpower risk.

IT infrastructure and software used in the operations are critical for the Company. We have moved all our development servers and operations platform to cloud. We have segmented the network to prevent any cyber-attack on servers that effect on one segment to another. We have also taken up development of a new generation software to manage our critical operations and our ERP system to latest Navision Business Central We also have implemented adequate business continuity plans with adequate back-up and disaster recovery.

ANNEXURE II

CORPORATE GOVERNANCE REPORT

This report is prepared under Regulation 34(3) read with Schedule V of the Securities and Exchange Board of India (Listing Obligations and Disclosure Requirements) Regulations, 2015 (Listing Regulations), as amended and the report contains the details of Corporate Governance systems and processes at Accel Limited.

1. Company's practice on Corporate Governance

Corporate Governance is the combination of practices and compliance with laws and regulations leading to effective control and management of the Organization. We consider stakeholders as our partners in our success and remain committed to maximizing stakeholder value. Good Corporate Governance leads to long term stakeholders value. This is demonstrated in shareholder returns, high credit ratings, governance processes and an entrepreneurial performance focused work environment.

Corporate Governance rests upon the four pillars of transparency, disclosure, monitoring and fairness to all.

Your Company is committed to the adoption of and adherence to the best Corporate Governance practices at all times and continuously benchmarks itself with the best standards of Corporate Governance, not only

in the form but also in spirit. Good Governance practices stems from the dynamic culture and positive mindset of the organisation. The Corporate Governance are in absolute compliance with the SEBI (Listing Obligations and Disclosure Requirements) Regulations, 2015 as amended (hereinafter referred to as 'SEBI Listing Regulations, 2015'.

2. Board of Directors

Our policy is to have an appropriate mix of Executive Directors ('EDs'), Non-Executive Directors ('NEDs') and Independent Directors ('IDs') to maintain the Board's independence and separate its functions of governance and management.

A. Composition and category of Directors:

As at March 31, 2024, the Board of Directors of the Company consisted of Six (6) Directors Out of which Three (3) are Non-Executive Independent Directors, Two (2) are Non-Executive Non - Independent Directors and One (1) is Executive Director. Each member of the Board possesses exceptional expertise and accomplishments within their respective fields of specialization. The Composition of the Board of Directors during the year 2023-24 is as given under:

SL. NO.	DIN	NAME OF THE DIRECTORS	DESIGNATION	CATEGORY
1.	02172617	Mr. K. Nagarajan	Director	Non-Executive Independent Director
2.	07148631	Mr. Shruthi Panicker	Director	Non-Executive Non - Independent Director
3.	09547232	Mr. K. R. Varma	Director	Non-Executive Independent Director
4.	07932761	Mr. Rangarajan Raghavan	Director	Non-Executive Independent Director
5.	06600739	Mr. S. V. Rao	Whole Time Director	Executive Director
6.	00212855	Mr. K R Chandrasekaran	Director	Non-Executive Non - Independent Director

Brief profiles of all the directors are given hereunder:

1. Mr. K. Nagarajan

Mr. K. Nagarajan Krishnamurthy is a veteran in the field of Marketing and Management with over 35 years of professional experience. He started his career in HCL in 1981, after obtaining MBA from University of Lucknow. He held senior positions in HCL Hewlett Packard, Fujitsu ICIM, SAP India while in India and later led Majesco Software, a subsidiary of Mastek Limited, based in the USA. From 2007 onwards, he has set up his professional practice in mentoring and coaching Marketing Professionals as a Holden International Certified consultant and facilitator.

2. Ms. Shruthi Panicker

A seasoned executive in the technology industry, Ms. Shruthi spends her time at the intersection of technology and business to drive effective Go-to Market strategies in multi-national organizations. With 15 years of

experience in leading technology organizations, Ms. Shruthi currently run strategies and programs for the world leading cloud services company. Based in New York, Ms. Shruthi brings to the Board, her expertise in the industry as well as her experience in Accel working with various teams for over 4 years. She holds a BS in Computer Science from the Georgia Institute of Technology, Atlanta, and a MBA with focus in Marketing, Strategy & Leadership from the Indian School of Business, Hyderabad.

3. Mr. K. R. Varma

Mr. K. R. Varma has an experience spanning 45 years in Profit Centre Management, Factory Operations, Marketing and Sales and Joint Venture management. He graduated from College of Engineering, Thiruvananthapuram, Kerala University in 1974 in Mechanical Engineering. He started his career in sales in Durametall India, an Indo American JV serving the process industry. After working in marketing and sales in HO, Chennai, Hyderabad and Delhi

branches, he was appointed as the National Sales Manager of BS & B Safety Systems India Limited, an associate JV Company in Chennai. Subsequent to this, he worked as Profit Centre Head in various other JV and non-JV companies. Has been instrumental in achieving significant top line growth coupled with ROCE growth. Has wide exposure in various fields like Key accounts management, International Marketing and sales, JV relations and sales effectiveness enhancement. Currently works as a Business Advisor to selected companies.

4. Mr. Rangarajan Raghavan

Mr. Rangarajan brings over 4 decades of experience in IT Services/ ITeS sector in India and Global market, In India IT Services brought in various innovative services for both Corporate and Consumer sector. He is adept in leading multi-location and cross-cultural teams. He has handled large business with P&L size of over US \$1 bn. Mr. Rangarajan spent over 42 years with HCL group heading various business lines globally, came out as Managing Director of HCL Infosystems. He is currently the Managing Director of HD Medical 40 Group, a USA based HealTech Start up responsible for business in India & Asia.”

5. Mr. S. V. Rao

Mr. S. V. Rao is an engineering graduate with 34 years of experience in IT, Telecom and Mobile services & sales businesses. Prior to joining Accel Limited, Mr. S. V. Rao was CEO and Whole Time Director in Ensure Support Services (India) Limited, a wholly owned subsidiary company of Redington. He has been

working with Redington India group since 1995 and joined Accel Limited in 2020 when Accel Limited acquired Ensure Support Services (India) Limited from Redington. Mr. S. V. Rao has collaborated and implemented many Pan-India service roll-outs for many leading global brands apart from successfully building B2C businesses. Prior to Redington he was working with Blue Star and Cosmo Communications (CDOT).

6. Mr. K R Chandrasekaran

Mr. K R Chandrasekaran is a seasoned Chartered Accountant aged about 70 years, a hardcore finance professional, with over 40 years of experience in managing various corporate functions including but not limited to Regulatory compliance, Treasury management, Banking relations, Financial planning and analysis, Capital budgeting, Taxation, Secretarial and other legal compliances, investor relations, advising the CEO on potential mergers and acquisitions (M&A) targets, Corporate governance, Investor relations, managing public issues, etc. He has worked with large companies like, ACC-Babcock Limited, HCL Infosystems Limited, Harita Finance Limited and Accel Frontline Limited in various capacities in Finance related functions. A stickler for best and ethical practices, he provided leadership, direction and management of the Finance function of corporates he served. Post retirement, he is advising large Corporates as a management consultant.

None of the Directors on the Board are Members of more than 10 Committees or

Chairman of more than 5 Committees across all the companies in which they are Directors.

The Company has an appropriate size of the Board for real strategic discussion and avails benefit of diverse experience and viewpoints. The Directors of the Company are appointed by the shareholders at General Meetings. All Directors are individuals of integrity and courage, with relevant skills and experience to bring judgment to bear on the business of the Company.

B. Number of meetings of the Board

During the year 2023-24 the Board of Directors met 10 (Ten) times on below mentioned dates:

SL. NO.	DATES OF BOARD MEETING
1.	27th April, 2023
2.	25th May, 2023
3.	07th July, 2023

4.	11th August, 2023
5.	21st September, 2023
6.	14th November, 2023
7.	29th November, 2023
8.	18th January, 2024
9.	29th January, 2024
10.	12th February, 2024

The maximum time gap between any two consecutive meetings did not exceed 120 days.

C. Attendance record of Directors

Details of attendance of Directors at the Board Meetings and at the last Annual General Meeting held on 28th September 2023, with particulars of their Directorships and Chairmanship/Membership of Board Committees of the Companies showing the position as on 31st March 2024 are given below:

Name of the Director	Category as at 31.03.2024	No. of Board meetings Attended Out of 10 Meetings Held as on 31.03.2024	Attendance At the last AGM held On 28.09.2023	No. of Director Ship held in Listed entities (Including this company)	Committee/s position as on 31.03.2024 (All companies including this company)	
					Member	Chairman
Mr. N.R. Panicker@	C.E.O, Promoter	04	Yes	-	-	-
Mr. K. Nagarajan	Non-Executive Independent Director	10	Yes	01	04	01
Ms. Shruthi Panicker	Non-Executive Director	10	No	01	01	-
Mr. K. R. Varma	Non-Executive Independent Director	10	Yes	01	03	01
Mr. Rangarajan Raghavan	Non-Executive Independent Director	10	Yes	01	04	02
Mr. S. V. Rao	Executive Director	09	Yes	01	-	-
Mr. K R Chandrasekaran §	Non-Executive Director	02	No	01	-	-

@ Mr. N.R. Panicker resigned on 21st September 2023

§ K R Chandrasekaran was appointed on 29th November, 2023

Chairmanships/Memberships of Board Committees include Audit Committee, Nomination and Remuneration Committee, Stakeholders Relationship Committee and Corporate Social Responsibility Committee held in listed entities including this, Company.

D. Relationship with other Directors

Ms. Shruthi Panicker is the daughter of Mr. N.R. Panicker.

E. Shares held by non-executive Directors

Ms. Shruthi Panicker, a non-executive Director of the Company held 65,06,851 number of Equity shares as on 31st March, 2024.

Mr. K. Nagarajan, a non-executive independent director of the Company held 6,020 number of Equity shares as on 31st March, 2024.

F. Non-Executive Independent Directors' compensation and disclosures:

The Non-Executive Independent Directors are paid sitting fee which are within the limits prescribed under Section 197(1)(ii) of the Act.

The Non-Executive Independent Directors did not have any material pecuniary relationship or transactions with the Company except the payment of sitting fees paid to them during the year 2023-24.

None of the Independent Directors in the Company are serving as Independent Director in more than seven listed companies. None of the Executive-Directors of the Company hold the position as Whole-time Director in another Company and not serving as Independent Directors in more than three listed Companies.

The Company has received declarations of independence as prescribed under Section 149(6) & (7) of the Companies Act, 2013 from the Independent Directors. All the requisite declarations have been placed before the Board.

G. Code of Conduct

- i. The Board of Directors has laid down Code of Conduct for the Board of Directors and Senior Management of the Company. The copies of Code of Conduct as applicable to the Directors as well as Senior Management of the Company are uploaded on the website of the Company -<http://www.accel-india.com/>
- ii. All the Board Members and Senior Management personnel have affirmed compliance with the Code as at 31st March 2024. The Annual Report of the Company contains a declaration to this effect signed by the C.E.O.

H. Remuneration policy

The Remuneration policy of the Company is a comprehensive policy which is competitive, in consonance with the industry practices and rewards good performance of the employees of the Company. The policy ensures equality, fairness and consistency in rewarding the employees on the basis of performance against set performance targets.

The Company endeavors to attract, retain, develop and motivate a high-performance workforce. The Company follows a compensation mix of fixed and variable pay. Individual performance pay is determined by business performance and the performance of the individuals measured through the annual appraisal processes.

I. Familiarization Program of Independent Directors

With a view to familiarizing the independent Directors appointed by the Board with the Company's operations, as required under regulation 25(7) of the SEBI Listing Regulation, 2015, they are given induction and orientation with respect to the Company's vision, strategic direction, core values, including ethics, corporate governance practices, financial matters and business operations by having one-to-one meetings. The new Board members are also requested to access the necessary documents / brochures, Annual Reports and internal policies available at our website to enable them to familiarize with the Company's procedures and practices.

J. Core Skills / Expertise / Competencies Available with The Board

The Board comprises highly qualified members who possess required skills, expertise and competence that allows them to make effective

contributions to the Board and its Committees. The following skills / expertise /competencies have been identified for the effective functioning of the Company and the specific areas of focus or expertise of the individual Board members have been highlighted:

Name of the Director	Leadership/Operational Experience	Strategic Planning	Industry Experience, research & Development & Innovation	Global Business	Financial, regulatory/ Legal & Risk Management	Corporate Governance
Mr. K R Chandrasekaran	✓	✓	✓	✓	✓	✓
Mr. K. R. Varma Independent Director	✓	✓	✓	✓	✓	✓
Mr. K. Nagarajan Independent Director	✓	✓	✓	✓	✓	✓
Ms. Shruthi Panicker Non-Executive Director	✓	✓	✓	✓	✓	✓
Mr. R. Rangarajan Independent Director	✓	✓	✓	✓	✓	✓
Mr. S. V. Rao Whole Time Director	✓	✓	✓	✓	✓	✓

K. Vigil mechanism / Whistle Blower Policy

Pursuant to section 177(9) of the Companies Act, 2013 and Regulation 22 of the SEBI Listing Regulations, 2015, a Vigil Mechanism / Whistle Blower Policy for the employees has been established to report concerns about unethical behavior, actual or suspected fraud, or violation of code of conduct or ethics policy. The mechanism also provides for adequate safeguards against victimization of employees who avail of the mechanism and also provide for direct access to the Chairman of the Audit

Committee in exceptional cases. We further affirm that during the financial year 2023-24, no employee has been denied access to the Audit Committee.

3. Board Committees

A. Audit Committee

The Company complies with Section 177 of the Companies Act, 2013 and Regulation 18 of the SEBI Listing Regulations, 2015 pertaining to the Audit Committee. Its functioning is as under:

- (i) The Audit Committee presently consists of the three Non-Executive Independent Directors;
- (ii) All members of the Committee are financially literate and has the requisite financial management expertise;
- (iii) The Chairman of the Audit Committee is an Independent Director.

During the year, the Audit Committee met 5 (Five) times as mentioned below:

SL. NO.	Dates Of Audit Committee Meeting
1.	25th May, 2023
2.	23rd June 2023
3.	11th August, 2023
4.	14th November, 2023
5.	12th February, 2024

Not more than one hundred and twenty days elapsed between any two meetings.

In addition to the members of the Audit Committee, these meetings were attended by the Chief Financial Officer, representatives of Statutory Auditors and representatives of the Internal Auditors. Further, on invitation, Directors who are not members of the Committee also attended the meetings of the Committee.

The Company Secretary acted as the secretary of the Audit Committee.

Composition of the Audit Committee and the attendance record of members for the financial year 2023-24:

Name	Capacity	No. of meetings liable to attend	No. of meetings held	No. of meetings attended
Mr. K. R. Varma	Chairman	05	05	05
Mr. Rangarajan Raghavan	Member	05	05	05
Mr. K. Nagarajan	Member	05	05	05

Pursuant to the terms of reference, the Audit Committee, inter alia, discussed and deliberated on the financial results, appointment/reappointment of statutory auditors, review of internal audit functions, review and approval of related party transactions etc.

B. Nomination and Remuneration Committee

The Company complies with Section 178 of the Companies Act, 2013 and Regulation 19 of the SEBI Listing Regulations, 2015 pertaining to the Nomination and Remuneration Committee. The Committee presently consists of one Non-Executive Non-Independent Director, and two Non-Executive Independent Directors.

During the year under review, the Committee met 5 (five) times as mentioned below:

Sl. No.	Dates of Nomination and Remuneration Committee Meeting
1.	27th April, 2023
2.	25th May, 2023
3.	11th August, 2023
4.	21st September, 2023
5.	29th November, 2023
6.	18th January, 2024

Further, on invitation, Directors who are not members of the Committee also attended the meetings of the Committee.

Composition of the Nomination and Remuneration Committee and the attendance record of members for the financial year 2023-24:

Name	Capacity	No. of meetings liable to attend	No. of meetings held	No. of meetings attended
Mr. K. Nagarajan	Chairman	06	06	06
Mr. Rangarajan Raghavan	Member	06	06	06
Mrs. Shruthi Panicker	Member	06	06	06

Terms of reference of the Nomination and Remuneration Committee include:

- To identify persons who are qualified to become Directors and who may be appointed in the senior management, recommend to the board their appointment and removal and carry out evaluation of every Director's performance;
- Formulation of criteria for determining the qualifications, positive attributes and independence of the Director and recommend to the Board a policy, relating to the remuneration of the Directors, Key Managerial Personnel and other employees;

Performance evaluation of Independent Directors:

The Nomination and Remuneration Committee evaluates the performance of Independent Directors based on their commitment towards attending the meetings of the Board/Committees, contribution and attention to the affairs of the Company and their overall performance.

C. Stakeholders Relationship Committee

The Committee was constituted to specifically look into the shareholders' and investors' complaints on matters relating to transfer of shares, non-receipt of annual report, non-receipt of dividend, payment of unclaimed dividends, etc.

In addition, the Committee also looked into the matters that can facilitate better investor services and relations. The Board was kept apprised of all the major developments on investors' issues through various reports and statements furnished to the Board from time to time throughout the year. The Committee presently consists of one Executive Director, and two Non-Executive Independent Directors.

The terms of reference of said Committee is as follows:

- To look into the redressal of complaints of security-holders on matters relating to transfer of shares, dematerialization of shares, non-receipt of annual report, non-receipt of dividend, matters relating to issue of new share certificates, etc.
- To look into matters that can facilitate better security-holders services and relations.

Composition of the Stakeholders Relationship Committee for 2023-24

Name	Capacity	Meetings held	No. of meetings liable to attend	Meetings attended
Mr. Rangarajan Raghavan	Chairman	02	02	02

Mr. N. R. Panicker	Member	02	01	01
Mr. K. R. Varma	Member	02	02	02
Mr. K. Nagarajan	Member	02	01	01

Further, Ms. K. Deepika, Company Secretary of the Company is the Compliance Officer for the purpose.

Investors' complaints attended and resolved during the financial year 2023-24

Opening Balance	Received during the year 2022-2023	Resolved during the year 2022-2023	Closing Balance
Nil	Nil	Nil	Nil

4. Remuneration of Directors

A. Pecuniary transactions with non-executive Directors

During the year under review, there were no pecuniary transactions with any non-executive Director of the Company.

The register of contracts is maintained by the Company as prescribed under section 189 of the Companies Act, 2013. The register has been signed by all the Directors present at the respective Board meetings.

B. Criteria of making payments to non-executive Directors

Non-executive Directors of the Company play a crucial role in the independent functioning of the Board. They bring in an external perspective to the decision-making and provide leadership

and strategic guidance while maintaining objective judgement. They also oversee the corporate governance framework of the Company.

C. Non-executive Directors

Remuneration/sitting fees paid to non-executive Directors for the year ended 31st March 2024 is as under:

S. No.	Name of Director	Designation	Sitting Fees Rs.
1	Mr. K R Chandrasekaran	Non-executive Director	60,000/-
2	Ms. Shruthi Panicker	Non-executive Director	NIL
3	Mr. K. Nagarajan	Independent Director	4,20,200/-
4	Mr. K. R. Varma	Independent Director	3,60,000/-
5	Mr. Rangarajan Raghavan	Independent Director	4,20,000/-

D. Executive Directors

During the year under review, Mr. S.V. Rao (DIN: 06600739), Whole-Time Director of the Company has drawn Rs. 50.72 Lakhs as Salary. (Salary and allowances - Rs. 50.72 Lakhs, Commission -Nil and Perquisites -Nil).

Note:

The Company has not paid any remuneration to Non-Executive Directors except sitting fees to Independent Directors of Rs.30,000/- each meeting of the Board of Directors and Rs.10,000/- each for the Committee meeting.

5. General Body Meetings

Location and time of Annual General Meetings held in the last 3 years:

Year	Type	Date & Time	Venue of Meeting	Details of Special Resolution passed at AGM
2019-2020	AGM	09.12.2020 10.30 A.M	Hotel Raindrops, Greams Road, Chennai 600 006	Alteration of Main Object Clause in the Memorandum of Association of the Company
2019-2020	EGM	09.12.2020 12.00 A.M	Hotel Raindrops, Greams Road, Chennai – 600 006	Approval of scheme of amalgamation of Ensure Support Services (India) Limited and Computer Factory (India) Private Limited with Accel Limited and related matter.
2020-2021	AGM	29.09.2021 3.00 A.M	Hotel KTDC Raindrops, Greams Road, Chennai 600 006	To increase the borrowing powers under Section 180(1)(c) of the Companies Act, 2013 up to Rs. 250 crores; Approval of loans, investments, guarantee or security under section 185 of Companies Act, 2013 up to an aggregate sum of Rupees 50 Crore; To make loan / investment and give guarantee / provide security under section 186 of the Companies Act, 2013 up to a maximum amount of Rs 250 Crore; Issue of Shares to Employees and Directors of the Company under the Employee Stock Purchase Scheme; To approve an increase in remuneration of Mr. N. R. Panicker, Managing Director of the Company.
2021-2022	AGM	28.09.2022 11.00 A.M	Video conference (VC)	To approve the reappointment of Mr. N. R. Panicker [DIN: 00236198] as a Managing Director of the Company. To approve creation of security on the properties of the Company, both present and future, in favour of lenders as per Section 180(1)(a) of the Companies Act, 2013.
2022-2023	AGM	28.09.2023 03.00 P.M	Video conference (VC)	Alteration of Main Object Clause in the Memorandum of Association of the Company. To approve the alteration in terms and conditions of remuneration of Mr. N.R. Panicker, Chairman and Managing Director of the Company. To approve the alteration in terms and conditions of remuneration of Mr. S. V. Rao, Executive Director of the Company

Means of Communication

A. Quarterly & yearly results

As per the requirement of Securities and Exchange Board of India (Listing Obligations and Disclosure Requirements) Regulations, 2015, the unaudited quarterly financial results are approved and authenticated by the Board of Directors within 45 days from the end of each quarter and the audited financial results along with the last quarter results within 60 days from the close of the financial year. Such results are communicated within 30 minutes to the stock exchanges where the shares of the Company are listed and also placed on the website of the Company. The financial results are also published in the newspapers as per the format provided by the SEBI within 48 hours from the conclusion of date of the Board meeting where financial results are being approved.

B. Newspaper publication

The results are published in the English newspaper which has nation-wide circulation and in a Tamil daily being the vernacular language having wide circulation in the state in which the registered office of the Company is situated.

C. Company Website

Upon intimation to stock exchange, the results are displayed on the website of BSE. The results are also uploaded in the Company's website www.accel-india.com.

D. Official news release and presentations to institutional investors

The company has not made any official news

release nor made any presentations to the Institutional Investors or to the analysts during the year and as such, the said provisions are not applicable.

6. General Shareholder Information

A. Annual General Meeting:

Date	23rd September, 2024
Time	03. 00 P.M. (through Video Conferencing (VC)/ Other Audio-Visual Means ('OAV'))

B. Financial Year : April 2023 to March 2024

C. Financial Calendar (Tentative)

Results for quarter ending 30th June 2024	Mid-August, 2024
Results for quarter ending 30th September 2024	Mid-November, 2024
Results for quarter ending 31st December 2024	Mid-February, 2025
Results for year ending 31st March 2025	End May, 2025
39 th Annual General Meeting (i.e, next year)	September, 2025

D. Dividend Payment

The Board of Directors in their meeting held on 28th May, 2024 has proposed to declare a final dividend of Rs. 0.30/- per share aggregating to Rs. 1,72,71,720/- for the financial year 2023-24. The said business will be placed before the members for their approval in the ensuing Annual General Meeting. Upon declaration by the members, the dividend shall be payable to those holders of shares in the records of Register of members as on the record date.

E. Listing on Stock Exchanges and Stock Code / Symbol

Name of Stock Exchange	Stock Code / Security ID
The Bombay Stock Exchange Ltd. Phiroze Jeejebhoy Towers Dalal Street, Mumbai 400001	517494 / ACCEL
ISIN Number – INE258C01038	

The Annual Listing fees for the year 2024-2025 have been paid to the concerned stock exchange.

F. Payment Of Depository fees

Annual Custody / Issuer fee for the year 2024-25 has been paid by the Company to the Central Depository Services Limited (CDSL) and National Securities Depository Limited (NSDL) on receipt of the invoice.

G. Fees Paid to the Statutory Auditors

Total fees for all the services paid by the Company and its subsidiaries, on a consolidated basis, to the statutory auditors of the Company and other firms in the network entity of which the statutory auditors are a part, during the year ended 31st March 2024, is as follows:

Particulars	Fees (in Rs.)
Fees for audit and related services	12,24,000
Other fees	2,37,000

H. Market price data

The reported high and low closing prices during the year ended 31st March 2024 on BSE LTD, where your Company's shares are frequently traded vis-à-vis the Share Index, are as given below:

Month	BSE	
	High	Low
April 2023	14.90	11.65
May 2023	14.96	12.00
June 2023	17.40	13.00
July 2023	23.96	14.15
August 2023	29.40	21.42
September 2023	24.45	20.35
October 2023	23.26	19.50
November 2023	25.00	19.82
December 2023	25.20	20.40
January 2024	35.48	21.10
February 2024	28.65	23.31
March 2024	25.44	18.60

I. Share Transfer Agents

The Company has appointed Integrated Share Registry Management Services Pvt. Ltd as its share transfer agent and accordingly, processing of share transfer/dematerialisation/rematerialisation and allied activities was outsourced to Integrated Share Registry Management Services Pvt. Ltd, T. Nagar, Chennai 600 017.

J. Share Transfer System

All physical transfers, transmission, transposition, issue of duplicate share certificate(s), issue of demand drafts in lieu of dividend warrants, etc. as well as requests for dematerialisation/rematerialisation are being processed in periodical cycles at Integrated. The work related to dematerialisation/rematerialisation is being handled by Integrated through connectivity with NSDL and CDSL.

K. Distribution of Shareholding

Distribution of shareholding according of size class as on 31st March 2024

Shareholding of nominal value	Share Holders		Share Amount		
	No.	Number	% to total	Rs.	% to total
(1)	(2)	(3)	(4)	(5)	
1 to 500	10,729	81.48	11,38,330	1.98	
501-1000	961	7.30	813,771	1.41	
1001-2000	572	4.34	887,126	1.54	
2001-3000	247	1.88	6,40,127	1.11	
3001-4000	114	0.87	4,10,196	0.71	
4001-5000	119	0.90	5,67,962	0.97	
5001-10000	208	1.58	16,00,837	2.78	
10001 AND ABOVE	217	1.65	5,15,14,052	89.48	
Total	13,147	100.00	5,75,72,401	100.00	

Distribution of Shareholding pattern across category

Category	As on 31st March 2024	
	No. of shares held	% to the total paid up capital
	Face Value Rs.2 per equity share	
Promoters		
Indian		
- Individuals	4,12,35,661	71.62
- Relatives of Promoters	-	-

Non-Promoters		
Financial Institutions/ Banks	520	0.00
Mutual Funds	2,144	0.00
Venture Capital Fund	1,37,080	0.24
Body Corporates	4,22,249	0.73
Domestic Bodies Corporate – LLP	37,849	0.07
Margin Trading Account-Corporate	58,675	0.10
Overseas Corporate Bodies	560	0.00
Limited Liability Partnership	1	0.00
Clearing Member	-	0.00
Client Collateral Account	200	0.00
State Industrialist Development Corporation	5824	0.01
Indian Public	1,56,71,638	27.22
Total	5,75,72,401	100.00

L. Dematerialization of shares

99.56% of the equity shares have been dematerialized as on 31st March 2024. The Company's shares can be traded only in dematerialized form as per SEBI notification. The Company has entered into an Agreement with NSDL and CDSL whereby shareholders have the option to dematerialize their shares with either of the depositories.

M. Outstanding's GDRs/ADRs/Warrants or any convertible instruments, conversion date and likely impact on equity

The Company has not issued any GDRs/ADRs/Warrants or any convertible instruments.

N. Branch locations

Realty Division

Trivandrum S.No.407/1,SEZKINFRAIT/ITESPark,
Kazhakkuttom, Thiruvananthapuram.

IT Services Division

Chennai – Head Office 55, 1st Floor MKM
Building, Greams Road,
Thousand Lights West,
Chennai 600 006

O. Address for correspondence

Investors and shareholders can correspond with the share transfer agent or the registered office of the Company at the following address:

Share Transfer Agent

Integrated Share Registry Management Services Pvt Ltd

2nd Floor, KENCES Towers
No1 Ramakrishna Street
North Usman Road, T.Nagar
Chennai 600 017
Contact Persons Mr. Sriram S

Compliance Officer

Ms. K. Deepika, Company Secretary and Compliance Officer of the Company can be contacted at:

Accel Limited
(formerly known as “Accel Transmatic Limited”)
3rd Floor, SFI Complex,
No,178, Valluvarcottam High Road,
Nungambakkam, Chennai 600 034
Email: companysecretary@accel-india.com

7. Other Disclosures

A. Basis of related party transactions

There are no materially significant related party transactions viz. with the promoters, Directors or the Management, their subsidiaries, or relatives who may have potential conflict with the interests of the Company at large.

The statements containing the transactions with the related parties were submitted periodically to the Audit Committee. There are no related party transactions that has potential conflict with the interest of the Company at large. There were no material individual transactions with related parties during the year, which were not in the normal course of business as well as not on an arm's length basis.

B. Details of capital market non-compliance, if any

There was no non-compliance by the Company of any legal requirements; nor has there been any penalty/stricture imposed on the Company by any stock exchange, SEBI or any statutory authority on any matter related to capital markets during the last three years, except the following:

- The Company on 10th August 2020 received a notice from BSE stating

non-compliance with the requirement pertaining to the composition of Directors as per Reg. 17 of SEBI(LODR) Regulations, 2015.

- As per the market capitalization, M/s. Accel Limited has been categorized under top 2000 companies listed in BSE Ltd., which the company was not aware. As a result, the requirement of having 6 Directors in the Board by top 2000 companies as per SEBI LODR was not complied and the notice was issued by the Stock Exchange.
- The Company immediately took all necessary steps to comply with the same and duly appointed an Independent Director, thereby complying with the requirement of the regulation.
- Many communications were sent from the company's side explaining the reason for such compliance and also applied for waiver of penalties.
- Considering the application, waiver was granted for a portion of penalty amount.

C. Disclosure under Sexual Harassment of Women at Workplace (Prevention, Prohibition and Redressal) Act, 2013

The disclosure as required under Sexual Harassment of Women at Workplace (Prevention, Prohibition and Redressal) Act, 2013 is given in the Directors' Report of the Company.

D. Mandatory and Non-Mandatory requirements.

The Company has complied with all the applicable mandatory requirements as provided in SEBI Listing Regulations, 2015.

The extent of implementation of the non-mandatory requirements is as under:

i. The Board

The Company has a Non-Executive Chairman

ii. Shareholder Rights

The Company is yet to comply with the compliance of sending the half-yearly declaration of financial performance including summary of the significant events in last six-months, to each household of shareholders.

iii. Audit qualifications

The Statutory Auditor of the Company has issued a Qualified Opinion Audit Report i.e., Qualified opinion in the Audit Report on the financial statements of the Company for the year ended 31st March, 2024. The relative information has been provided in the Directors' Report.

iv. Separate posts of chairperson and chief executive officer

The Company has not separated the post of Chairperson and Managing Director or the Chief Executive officer.

v. Reporting of Internal Auditor

The Internal Auditor reports directly to the Audit Committee.

E. Material Subsidiaries

The policy for determining Material Subsidiaries is posted on the website of the Company.

F. Compliance certificate

The C.E.O has certified to the Board with regard to the financial statements and other matters as required under regulation 17(8), read with Part B of Schedule II to the SEBI Listing Regulations, 2015.

8. Report on corporate governance

This chapter, read together with the information given in the Directors' Report and the chapters on Management Discussion and Analysis and General Shareholder Information, constitute the compliance report on Corporate Governance during 2023-24. The Company has been regularly submitting the quarterly compliance report to the stock exchanges, as required under Regulation 27 of the SEBI Listing Regulations, 2015.

9. Auditors' certificate on corporate governance

The Company has obtained the certificate from its statutory auditors regarding compliance with the provisions relating to corporate governance laid down in Part E of Schedule V to the SEBI Listing Regulations, 2015. This certificate is annexed to the Directors' Report and will be sent to the stock exchanges, along with the Annual Report to be filed by the Company.

10. Certificate from the Company Secretary in Practice

A certificate from a Company Secretary in Practice that none of the Directors on the Board of the Company have been debarred or disqualified from being appointed or continuing as Directors of the Company by the Board/

Ministry of Corporate Affairs or any such statutory authority is attached as an annexure.

11. Disclosures in relation to the Sexual Harassment of Women at Workplace (Prevention, Prohibition and Redressal) Act, 2013

Number of complaints filed during the financial year	Nil
Number of complaints disposed of during the financial year	Nil
Number of complaints pending as on the end of the financial year	Nil

12. The Company has duly complied with the Corporate Governance requirements specified in Regulation 17 to 27 and Regulation 46(2)(b) to (i) of the Listing Regulations.

13. We have fairly complied with the requirements of Corporate Governance report of sub-para (2) to (10) of Schedule V (c) of the SEBI Listing Regulation, 2015 that are applicable to Accel Limited.

14. The details on the extent of compliance with regard to discretionary requirements as specified in Part E of Schedule II of the SEBI Listing Regulation, 2015 have been indicated in para 8 C.

For and on behalf of the Board of Directors

K. NAGARAJAN

Director

DIN: 02172617

Place: Chennai

Date: 10.08.2024

S. V. RAO

Whole-Time Director

DIN: 06600739

ANNEXURE III

Form No. AOC-2

[Pursuant to clause (h) of sub-section (3) of section 134 of the Act and Rule 8(2) of the Companies (Accounts) Rules, 2014]

Form for disclosure of particulars of contracts/arrangements entered into by the company with related parties referred to in sub-section (1) of section 188 of the Companies Act, 2013 including certain arm's length transactions under third proviso thereto.

1. Details of contracts or arrangements or transactions not at arm's length basis: None
2. Details of material contracts or arrangement or transactions at arm's length basis (Amount in INR.):

S. No	Name(s) of the related party and nature of relationship	Nature of contracts/ arrangements/ transactions	Duration of the contracts/ arrangements/ transactions	Salient terms of the contracts or arrangements or transactions including the value, if any (in Rs.)	Date of approval of Board	Amount paid as advances, if any
1	Secureinteli Technologies Private Limited	Inter-Corporate Loans	1 year	3,00,00,000	14th November, 2022	-

Members may refer to Note 40 B forming part of the Financial Statements, disclosing the transactions with the related parties pursuant to the applicable Ind-AS.

For and on behalf of the Board of Directors

K. NAGARAJAN

Director

DIN: 02172617

S. V. RAO

Whole-Time Director

DIN: 06600739

Place : Chennai

Date : 10.08.2024

ANNEXURE IV

Details pursuant to Section 197 of the Companies Act, 2013 read with Rule 5(1) of the Companies (Appointment and Remuneration of Managerial Personnel) Rules, 2014

SL. NO.	PARTICULARS	DISCLOSURE
1	The ratio of the remuneration of each director to the median remuneration of the employees of the Company for the financial year ending March 31, 2024.	<p>As at March 31, 2024 the Board comprised of 6 Directors - comprising of One Executive Director, three Independent Directors and Two Non-Executive Director.</p> <p>The Non-Executive & Independent Directors receive sitting fees of Rs. 30,000/- for attending each meeting of the Board and Rs. 10,000/- for each meeting of Committees.</p> <p>The ratio of remuneration of the Executive Directors and Key Managerial Personnel of the Company to the median remuneration of the employees of the Company for the financial year ended March 31, 2024 are as below:</p> <p>Mr. Rao S V, Whole-Time Director – 1: 17.14 Mr. N. R. Panicker, CEO - 1: 25.39 Mr. Rajesh Kumar Nandi, Chief Financial Officer - 1: 9.12 Ms. K. Deepika, Company Secretary - 1: 1.42</p>
2	The percentage increase in remuneration of each Director, Chief Executive Officer, Chief Financial Officer, Chief Operating Officer and Company Secretary in the financial year ending March 31, 2024.	<p>Mr. Rao S V, Whole -Time Director – Nil. Mr. N. R. Panicker, CEO - Nil Mr. Rajesh Kumar Nandi, Chief Financial Officer - NA Ms. K. Deepika, Company Secretary - NA</p>
3	The percentage increase in the median remuneration of employees in the financial year ending March 31, 2024	7.76%
4	The number of permanent employees on the rolls of Company as at March 31, 2024.	1406
5	Average percentile increases already made in the salaries of employees other than the managerial personnel in the last financial year and its comparison with the percentile increase in the managerial remuneration and justification thereof and point out if there are any exceptional circumstances for increase in the managerial remuneration	NIL

The Company affirms remuneration to the Directors and Key Managerial Personnel is as per the remuneration policy of the Company.

A. Details of Top Ten Employees of the company:

Name	Designation	Remuneration (in Lakhs.)	Nature of Employment	Date of commencement of employment	Overall Industry Experience [in years]	Age (in years)	Equity shares held
Mr. N. R. Panicker	C.E. O	64,07,342	ONROLL	01/04/2016	48	70	2,32,81,032
Mr. S. V. Rao	Whole-Time Director	50,72,164	ONROLL	24/04/1995	38	58	2,46,237
Mr. Milind Deshpande	General Manager	39,99,988	ONROLL	10.04.2023	33	61	-
Mr. Diptesh Saha	CISO and Practice head	39,99,992	ONROLL	31/01/2008	21.	44	50,000
Mr. Deepak Nambiar	General Manager	35,00,008	ONROLL	24/03/2021	33	59	-
Mr. P. B. Manoj	Vice President	34,00,000	ONROLL	04/01/2021	24	55	NIL
Mr. Chandra Sekaran Krishnan	General Manager and Head service Delivery	34,00,000	ONROLL	12/02/2020	30	52	21,000
Mr. Joel Surendran	General Manager	30,00,000	ONROLL	11/04/2022	26	54	100
Mr. Vishnu Kathirvel	General Manager	29,00,004	ONROLL	09/12/2021	17	41	NIL
Mr. Subrata Saha	General Manager	29,00,004	ONROLL	04/11/2002	26	51	51,000

- B. Details of other employees who are in receipt of aggregate remuneration of not less than rupees one crore and two lakh during the FY 2023-24 or not less than rupees eight lakh and fifty-thousand per month (if employed for part of the FY 2023-24): NIL
- C. Details of employees employed for a part of the financial year, was in receipt of remuneration for any part of that year, which, in the aggregate exceeds Rupees Eight Lakhs and Fifty Thousand per month during the financial year: NIL
- D. Details of employees employed throughout the financial year or part thereof, was in receipt of remuneration for any part of that year, which, in the aggregate exceeds the remuneration that is drawn by the managing director or whole-time director or manager and holds by himself or along with his spouse and dependent children, not less than two percent of the equity shares of the company: NIL

For and on behalf of the Board of Directors
K. NAGARAJAN

Director

DIN: 02172617

Place : Chennai

Date : 10.08.2024

S. V. RAO

Whole-Time Director

DIN: 06600739

ANNEXURE V

Form No. MR-3
SECRETARIAL AUDIT REPORT
FOR THE FINANCIAL YEAR ENDED MARCH 31, 2024

[Pursuant to Section 204(1) of the Companies Act, 2013 and Rule No. 9 of the Companies
(Appointment and Remuneration of Managerial Personnel) Rules, 2014]

To,

The Members,

ACCEL LIMITED

3rd Floor, SFI Complex, No. 178, Valluvarkottam High Road,
Nungambakkam, Chennai-600034, Tamil Nadu,

We have conducted a secretarial audit of the compliance of applicable statutory provisions and the adherence to good corporate practices by M/s. Accel Limited (hereinafter called 'the Company'). Secretarial Audit was conducted in a manner that provided us a reasonable basis for evaluating the corporate conducts/statutory compliances and expressing my opinion thereon.

Based on our verification of the Company's books, papers, minute books, forms and returns filed and other records maintained by the Company and also the information provided by the Company, its officers, agents and authorised representatives during the conduct of secretarial audit, we hereby report that in our opinion, the Company has, during the audit period covering the financial year ended on 31st March, 2024 (Audit Period) complied with the statutory provisions listed hereunder and also that the Company has proper Board-processes and compliance-mechanism in place to the extent, in the manner and subject to the reporting made hereinafter.

We have examined the books, papers, minute books, forms and returns filed and other records maintained by the Company for the financial year ended on 31st March, 2024 according to the provisions of:

- (i) The Companies Act, 2013 (the Act) and the rules made thereunder;
- (ii) The Securities Contracts (Regulation) Act, 1956 ('SCRA') and the rules made thereunder;
- (iii) The Depositories Act, 1996 and the Regulations and Bye-laws framed thereunder.
- (iv) Foreign Exchange Management Act, 1999 and the rules and regulations made thereunder.
- (v) The following Regulations and Guidelines prescribed under the Securities and Exchange Board of India Act, 1992 ('SEBI Act'):-
 - (a) The Securities and Exchange Board of India (Substantial Acquisition of Shares and Takeovers) Regulations, 2011;
 - (b) The Securities and Exchange Board of India (Prohibition of Insider Trading) Regulations, 2015;
 - (c) The Securities and Exchange Board of India (Issue of Capital and Disclosure Requirements) Regulations, 2018 - Not applicable during the audit period.

- (d) The Securities and Exchange Board of India (Share Based Employee Benefits and Sweat Equity) Regulations, 2021;
- (e) The Securities and Exchange Board of India (Issue and Listing of Debt Securities) Regulations, 2008. - Not applicable during the Audit Period.
- (f) The Securities and Exchange Board of India (Registrars to an Issue and Share Transfer Agents) Regulations, 1993 regarding the Companies Act and dealing with the client.
- (g) The Securities and Exchange Board of India (Delisting of Equity Shares) Regulations, 2009 - Not applicable during the Audit Period.
- (h) The Securities and Exchange Board of India (Buyback of Securities) Regulations, 2018 - Not applicable during the Audit Period.
- (i) The Securities and Exchange Board of India (Listing Obligations and Disclosure Requirements) Regulations, 2015 as amended (hereinafter referred to as "Listing Regulations").

We have also examined compliance with the applicable clauses of the following items:

- (vi) Secretarial Standards (SS-1 and SS-2) issued by The Institute of Company Secretaries of India (Notified with effect from 1st July, 2015).
- (vii) The Listing Agreements entered into by the Company with the Stock Exchanges, where the equity shares of the Company are listed.

During the period under review, the Company has complied with the provisions of the Act, Rules, Regulations, Guidelines, Standards, etc. mentioned above subject to the following observations:

- During the year under review, the Company has generally complied with applicable Secretarial Standards (SS-1 and SS-2) issued by The Institute of Company Secretaries of India.
- During the year under review, there were a few e-forms filed beyond the due dates by paying additional fees with the Registrar of Companies (RoC).

Based on the review of the reports by the operation departments of the Company and, the top Management/ Board of Directors of the Company, we report that the Company has substantially complied with the provision of those Acts, that are applicable to it such as Payment of Bonus Act 1965, Payment of Gratuity Act 1972, Employees Provident Fund and miscellaneous provisions Act 1952, Employees State Insurance Act 1948, Maternity Benefit Act 1961, The Tamil Nadu Shops and Establishments Act, 1947 and The Sexual Harassment of Women at Workplace (Prevention, Prohibition And Redressal) Act, 2013.

The Board of Directors of the Company is duly constituted with a proper balance of Executive Directors, Non-Executive Directors and Independent Directors including a women Director.

All the changes in the composition of Board of Directors that took place during the period under review were carried out in compliance with the provisions of the Act.

Adequate notice had been given to all the Directors to schedule the Board meetings, agenda and detailed notes on agenda were sent out in advance and prior approval of the Board members were obtained for the short notice, wherever required and a system does exist for seeking and obtaining further information and clarifications on the agenda items before the meeting and for meaningful participation at the meeting. Decisions at the meetings of the Board of Directors of the Company were carried through, on the basis of majority. There were no dissenting views by any member of the Board of Directors during the period under review.

There are adequate systems and processes in the Company commensurate with the size and operations of the Company to monitor and ensure compliance with the applicable laws, rules, regulations and guidelines.

We further report that during the audit period, the following specific events / actions in pursuance of the above referred laws, rules, regulations, guidelines, standards, etc. have taken place, having a major bearing on the Company's affairs-

1. The Company had filed a scheme of amalgamation before the Regional Director, Chennai, under fast-track route in accordance with Section 233 of the Companies Act, 2013 seeking approval for the amalgamation of M/s. Ensure Support Services (India) Limited (now known as Accel IT Services Limited) ("Transferor Company-1") and M/s. Computer Factory (India) Private Limited ("Transferor Company-2") with M/s. Accel Limited ("Transferee Company") Regional Director, Chennai vide order dated 9th November 2021 rejected the application for amalgamation.

In response to the rejection, the Company had filed an appeal application with the National Company Law Tribunal, Chennai [NCLT] on 9th February 2022 to set aside the rejection order given by the Regional Director and to approve the merger.

The Hon'ble National Company Law Tribunal [NCLT], Chennai Bench approved the amalgamation vide its order dated 7th March, 2023.

The Company in continuation filed the copy of the order issued by NCLT in E-form INC-28 with the Registrar of Companies [ROC], Chennai. However, after filing the said e-form, the Authorised share capital of the Company is wrongly reflecting as Rs 59,50,00,000/- instead of Rs. 33,50,00,000/- in the master data on the Ministry of Corporate Affairs portal and the issue has been rectified.

For **JM & Associates,**
Company Secretaries

Soy Joseph

Partner

(ACS-13852, CP-5612)

UDIN: A013852F000947818

Peer Review No: 1100/2021

Place : Chennai

Date : 10.08.2024

Annexure to Secretarial Audit Report

The Members,

ACCEL LIMITED

3rd Floor, SFI Complex, No. 178, Valluvarkottam High Road,
Nungambakkam, Chennai - 600034, Tamil Nadu, India.

Our Secretarial Audit report of even date is to be read along with this letter and it forms an integral part of the Audit report:

1. The Compliance of provisions of all laws, rules, regulations, standards applicable to the Company is the responsibility of the management of the Company. Our examination was limited to the verification of records and procedures on test check basis for the purpose of issue of the Secretarial Audit report.
2. Maintenance of secretarial and other records of applicable laws is the responsibility of the management of the Company. Our responsibility is to issue Secretarial Audit Report, based on the audit of the relevant records maintained and furnished to us by the Company, along with explanations where so required.
3. We have followed the audit practices and processes as were appropriate to obtain reasonable assurance about the correctness of the contents of the Secretarial records. The verification was done on test basis to ensure that correct facts are reflected in secretarial records. We believe that the processes and practices, we followed provide a reasonable basis for our opinion.
4. We have not verified the correctness and appropriateness of financial records and Books of Accounts of the Company.
5. Wherever required, we have obtained the Management representation about the compliance of laws, rules and regulations and major events during the audit period.
6. The Secretarial Audit report is neither an assurance as to the future viability of the Company nor of the efficacy or effectiveness with which the management has conducted the affairs of the Company.

For **JM & Associates,**
Company Secretaries

Soy Joseph

Partner

(ACS-13852, CP-5612)

UDIN: A013852F000947818

Peer Review No: 1100/2021

Place : Chennai

Date : 10.08.2024

ANNEXURE - VI

ANNUAL REPORT ON CORPORATE SOCIAL RESPONSIBILITY

1. Brief outline on CSR Policy of the Company.

The Company has constituted a Corporate Social Responsibility (CSR) Committee in accordance with Section 135 of the Companies Act, 2013 read with Companies (Corporate Social Responsibility Policy) Rules, 2014 and the amendments thereto. Pursuant to provisions of Section 135 of the Companies Act, 2013, the Company has also formulated a Corporate Social Responsibility Policy which is available on the website of the Company at www.accel-india.com. This Annual Report on CSR activities as required under the Companies (Corporate Social Responsibility Policy) Rules, 2014, is annexed as Annexure-VI to the Board's Report.

2. Composition of CSR Committee:

The Board of Directors of your Company has constituted the Corporate Social Responsibility Committee of Directors. CSR Committee is formed as per the applicable laws of the Companies Act, 2013 and the functions of the Committee includes review of Corporate Social Responsibility (CSR) initiatives undertaken by the Company, formulation and recommend to the Board of a CSR Policy stating the activities to be undertaken by the Company and the amount of expenditure to be incurred on such activities, review and recommend that CSR Annual CSR plan to the Board, monitor the CSR activities, implementation and Compliance with the CSR policy and to review and implement, any other matter related to CSR initiatives.

The Members of the CSR committee are:

Sl. No.	Name of Director	Designation / Nature of Directorship	Number of meetings of CSR Committee held during the year	Number of meetings of CSR Committee liable to attend during the year	Number of meetings of CSR Committee attended during the year
1	K. Nagarajan	Non-Executive Independent Director - Chairman	02	02	02
2	N. R. Panicker	Executive Director-Member	02	01	01
3	K. R. Varma	Non-Executive Independent Director- Member	02	02	02
4.	Mr. Rangarajan Raghavan	Non-Executive Independent Director- Member	02	01	01

3. Provide the web-link where Composition of CSR committee, CSR Policy and CSR projects approved by the board are disclosed on the website of the Company.

The Company has framed a CSR Policy in compliance with the provisions of section 135 of the Companies Act, 2013 and the same is placed on the website of the Company and the web link for the same is <https://www.accel-india.com/investor/Corporate%20Governance/Policies%20and%20Procedures/Corporate-Social-Responsibility-Policy.pdf>

4. Provide the details of Impact assessment of CSR projects carried out in pursuance of sub-rule (3) of rule 8 of the Companies (Corporate Social responsibility Policy) Rules, 2014, if applicable (attach the report).

The need of the Impact assessment of CSR projects did not arise as required under the sub-rule (3) of rule 8 of the Companies (Corporate Social responsibility Policy) Rules, 2014.

5. (a) Average net profit of the company for last three financial years is Rs.6,77,50,850/-
 (b) Two percent of average net profit of the company as per section 135(5): Rs.13,55,017/-
 (c) Surplus arising out of the CSR projects or programmes or activities of the previous financial years: Nil
 (d) Amount required to be set off for the financial year, if any: Nil
 (e) Total CSR obligation for the financial year (7a+7b-7c): Rs. 13,55,017/-
6. (a) Details of CSR amount spent against (both ongoing projects and other than ongoing projects for the financial year 2023-2024: - Rs.14,00,000/-
 (b) Amount spent in Administrative Overheads: Nil
 (c) Amount spent on Impact Assessment, if applicable: Nil
 (d) Total amount spent for the Financial Year (8b+8c+8d+8e): Rs.14,00,000
 (e) CSR amount spent or unspent for the financial year:

Total Amount Spent for the Financial Year. (in Rs.)	Amount Unspent (in Rs.)				
	Total Amount transferred to Unspent CSR Account as per section 135(6).		Amount transferred to any fund specified under Schedule VII as per second proviso to section 135(5).		
	Amount.	Date of transfer.	Name of the Fund	Amount.	Date of transfer.
14,00,000/-	-	-	-	-	-

(f) Excess amount for set off, if any:

Sl. No.	Particular	Amount (in Rs.)
(i)	Two percent of average net profit of the company as per section 135(5)	13,55,017.00
(ii)	Total amount spent for the Financial Year	14,00,000.00
(iii)	Excess amount spent for the financial year [(ii)-(i)]	44,983.00
(iv)	Surplus arising out of the CSR projects or programmes or activities of the previous financial years, if any	0.00
(v)	Amount available for set off in succeeding financial years [(iii)-(iv)]	44,983.00

7. (a) Details of Unspent CSR amount for the preceding three financial years:

Sl. No.	Preceding Financial Year.	Amount transferred to Unspent CSR Account under section 135 (6) (in Rs.)	Amount spent in the reporting Financial Year (in Rs.).			Amount transferred to any fund specified under Schedule VII as per section 135(6), if any.
			Name of the Fund	Amount (in Rs).	Date of transfer.	
1.	FY-1		Not Applicable			
2.	FY-2					
3.	FY-3					
	Total					

8. Whether any capital assets have been created or acquired through CSR amount spent in the financial year – No

If yes, enter the number of capital assets created/ acquired:

Furnish the details relating to such asset(s) so created or acquired through Corporate Social Responsibility amount spent in the Financial Year:

Sl. No.	Short particulars of the property or asset(s) [including complete address and location of the property].	Pin code of the property or asset(s)	Date of creation	Amount of CSR amount spent	Details of entity/ Authority/ beneficiary of the registered owner		
(1)	(2)	(3)	(4)	(5)	(6)		
-	-	-	-	-	CSR Registration Number, if applicable	Name	Registered address
-	-	-	-	-	-	-	-

9. Specify the reason(s), if the company has failed to spend two per cent of the average net profit as per section 135(5): Not applicable

For and on behalf of the Board of Directors

K. NAGARAJAN

Director

DIN: 02172617

S. V. RAO

Whole-Time Director

DIN: 06600739

Place : Chennai

Date : 10.08.2024

ANNEXURE VII**CONSERVATION OF ENERGY, TECHNOLOGY ABSORPTION AND
FOREIGN EXCHANGE EARNINGS AND OUTGO**

The company's operations involve very low energy consumption and therefore the scope of energy conservation is limited. The company has taken steps to conserve electricity consumption in offices.

The company is in high technology business and is constantly upgrading technology to meet the current challenges at all levels. Almost all employees in the company use personal computers, in a networked environment. The company uses internet-based technology for its communication needs.

The details regarding foreign exchange earnings and outgo are being mentioned in the notes to the accounts.

For and on behalf of the Board of Directors**K. NAGARAJAN**

Director

DIN: 02172617

S. V. RAO

Whole-Time Director

DIN: 06600739

Place : Chennai

Date : 10.08.2024

INDEPENDENT AUDITOR'S CERTIFICATE ON CORPORATE GOVERNANCE

To

**The Members of
ACCEL Limited**

3rd Floor, SFI Complex, No. 178,
Valluvarkottam High Road,
Nungambakkam,
Chennai-600034,
Tamil Nadu

1. This certificate is issued in accordance with the terms of our engagement letter dated 05th October 2022.
2. We, K.S. Aiyar & Co, Chartered Accountants, the Statutory Auditors of **ACCEL Limited ("the Company")**, have examined the compliance of conditions of Corporate Governance by the Company, for the year ended on March 31, 2024, as stipulated in regulations 17 to 27 and clauses (b) to (i) of regulation 46(2) and Para C and D of Schedule V of the SEBI (Listing Obligations and Disclosure Requirements) Regulations, 2015 (the "Listing Regulations").

Managements' Responsibility

3. The compliance of conditions of Corporate Governance is the responsibility of the Management. This responsibility includes the design, implementation and maintenance of internal control and procedures to ensure the compliance with the conditions of the Corporate Governance stipulated in SEBI Listing Regulations.

Auditor's Responsibility

4. Our responsibility is limited to examining the procedures and implementation thereof, adopted by the Company for ensuring the compliance with the conditions of the Corporate Governance. It is neither an audit nor an expression of opinion on the financial statements of the Company.
5. We have examined the books of account and other relevant records and documents maintained by the Company for the purposes of providing reasonable assurance on the compliance with Corporate Governance requirements by the Company.
6. We have carried out an examination of the relevant records of the Company in accordance with the Guidance Note on Certification of Corporate Governance issued by the Institute of the Chartered Accountants of India (the "ICAI"), the Standards on Auditing specified under Section 143(10) of the

Companies Act 2013, in so far as applicable for the purpose of this certificate and as per the Guidance Note on Reports or Certificates for Special Purposes issued by the ICAI which requires that we comply with the ethical requirements of the Code of Ethics issued by the ICAI.

7. We have complied with the relevant applicable requirements of the Standard on Quality Control (SQC) 1, Quality Control for Firms that Perform Audits and Reviews of Historical Financial Information, and Other Assurance and Related Services Engagements

Opinion

8. Based on our examination of the relevant records and according to the information and explanations provided to us and the representations provided by the Management, we certify that the Company has complied with the conditions of Corporate Governance as stipulated in regulations 17 to 27 and clauses (b) to (i) of regulation 46(2) and Para C and D of Schedule V of the Listing Regulations during the year ended March 31, 2024.
9. We state that such compliance is neither an assurance as to the future viability of the Company nor the efficiency or effectiveness with which the Management has conducted the affairs of the Company.

For K.S. Aiyar & Co

Accountants

Firm Registration No: 100186

S.Kalyanaraman

Managing Partner

Membership No: 200565

UDIN: 24200565BKALBD9158

Date : 10.08.2024

Place : Chennai

CERTIFICATE BY PRACTISING COMPANY SECRETARY

[Pursuant to Schedule V read with Regulation 34(3) of the SEBI Listing Regulations (as amended)]

I have examined the relevant registers, records, forms, returns and disclosures received from the Directors of Accel Limited having CIN L30007TN1986PLC100219 and having registered office at 3rd Floor, SFI Complex, No, 178, Valluvarkottam High Road, Nungambakkam, Chennai 600 034 (hereinafter referred to as 'the Company'), produced before me by the Company for the purpose of issuing this Certificate, in accordance with Regulation 34(3) read with Schedule V Para-C Clause 10(i) of the Securities Exchange Board of India (Listing Obligations and Disclosure Requirements) Regulations, 2015.

In my opinion and to the best of my information and according to the verifications (including Directors Identification Number (DIN) status at the portal www.mca.gov.in) as considered necessary and explanations furnished to me by the Company & its officers, I hereby certify that none of the Directors on the Board of the Company as stated below for the financial year ending on 31st March, 2024, have been debarred or disqualified from being appointed or continuing as Directors of companies by the Securities and Exchange Board of India, Ministry of Corporate Affairs, or any such other Statutory Authority.

S.No	Name of Director	DIN	Designation
1.	K. R. Varma	09547232	Independent Director
2.	Shruthi Panicker	07148631	Non- Executive Director
3.	Nagarajan Krishnamurthy	02172617	Independent Director
4.	Raghu Kilimanoor Varma	09547232	Independent Director
5.	S. V. Rao	06600739	Executive Director
6.	Chandrasekaran R K	00212855	Non- Executive Director

Ensuring the eligibility for the appointment / continuity of every Director on the Board is the responsibility of the management of the Company. My responsibility is to express an opinion on these, based on my verification. This certificate is neither an assurance as to the future viability of the Company nor of the efficiency or effectiveness with which the management has conducted the affairs of the Company

For and on behalf of

J M & Associates

Practising Company Secretary

Soy Joseph

Partner

(ACS-13852, CP-5612)

Place : Chennai

Date : 10.08.2024

UDIN: A013852F000948027

Peer Review No: 1100/2021

CERTIFICATION BY CEO AND CFO OF THE BOARD

[As per Regulation 17(8) of the SEBI (Listing Obligations and Disclosure Requirements) Regulations, 2015

The Board of Directors,

Accel Limited

I, N.R. Panicker, C.E.O of Accel Limited, certify to the Board that:

1. I have reviewed the financial statements and cash flow statement for the year ending 31st March, 2024 and that to the best of my knowledge and belief:
 - a. These statements do not contain any materially untrue statement or omit any material factor or contain statements that might be misleading.
 - b. These statements together present a true and fair view of the state of affairs of the Company and are in compliance with the existing accounting standards, applicable laws and regulations.
2. There are to the best of my knowledge and belief, no transactions entered into by the Company during the year which are fraudulent, illegal or violation of the Company's Code of Conduct.
3. I accept responsibility for the Company's internal control system for financial reporting. I have periodically evaluated the effectiveness of the internal control system of the Company and have disclosed to the auditors and the audit committee, deficiencies in the designs or operations of the internal controls, if any. I have also taken effective steps to rectify those deficiencies.
4. I indicate to the Auditors and the Audit Committee that:
 - a. No significant changes in internal control over financial reporting during the year.
 - b. Significant changes in the accounting policies during the year have been disclosed in the notes to the financial statements; and
 - c. No instances of significant fraud of which we have become aware of and which involve management or other employees, who have significant role in the Company's internal control system over financial reporting.

NR PANICKER

CEO

RAJESH KUMAR NANDI

CFO

Place : Chennai

Date : 10.08.2024



DECLARATION

In accordance with Clause D of Schedule V of the SEBI Listing Regulations, I, N.R. Panicker, C.E.O of the Company, hereby declare that the members of Board of Directors and Senior Management Personnel have affirmed compliance with Code of Conduct for Board Members and Senior Management for the year ended 31st March, 2024.

For and on behalf of the Board of Director

NR PANICKER

CEO

Place : Chennai

Date : 10.08.2024



**INDEPENDENT
AUDITOR'S REPORT**

-

**STANDALONE FINANCIAL
STATEMENT 2023-24**

INDEPENDENT AUDITOR'S REPORT TO THE MEMBERS

To
The Members of ACCEL Limited
Chennai – 600 034

Report on the Audit of the Standalone Financial Statements

Qualified Opinion

We have audited the accompanying Standalone Financial Statements of **ACCEL Limited** (“the Company”), which comprise the Standalone Balance Sheet as at 31st March 2024, the Standalone Statement of Profit and Loss (including Other Comprehensive Income), the Standalone Statement of changes in Equity and Standalone Statement of Cash Flows for the year then ended, notes to the Standalone Financial Statements including material accounting policies and other explanatory information.

In our opinion and to the best of our information and according to the explanations given to us, except for the possible effect of the matter described in the Basis for Qualified Opinion section of our report, the aforesaid Standalone Financial Statements give the information required by the Companies Act, 2013 (“the Act”) in the manner so required and give a true and fair view in conformity with the Indian Accounting Standards prescribed under Section 133 of the Act read with the Companies (Indian Accounting Standards) Rules, 2015, as amended, (“Ind AS”) and other accounting principles generally accepted in India, of the state of affairs of the Company as at 31st March 2024, and its profit, other comprehensive income, changes in equity

and its cash flows for the year ended on that date.

Basis for Qualified Opinion

Refer to Note no. 47(b) to the Standalone Financial Statements regarding recoverability of loan given to one of its subsidiary Company of Rs. 490.88 Lakhs outstanding as on 31st March 2024 (Previous year Rs. 361.69 lakhs) which are significantly overdue. The Management is of the view that there is no diminution to the carrying value of these loans and advances. However, in the absence of sufficient appropriate audit evidence regarding the timing of repayment and extent of cash flows that will be available from the respective company to settle these dues, we are unable to comment upon the recoverability of the carrying value of the said as at 31st March 2024 and the consequential impact thereof, if any, on the accompanying Statement.

Our Report on audited Standalone Financial Statements for the year ended 31st March 2024 has been qualified in this regard.

We conducted our audit of the Standalone Financial Statements in accordance with the Standards on Auditing (SAs) specified under section 143(10) of the Act. Our responsibilities under those Standards are further described in the Auditor’s Responsibility for the Audit of the Standalone Financial Statements section of our report. We are independent of the Company in accordance with the Code of Ethics issued by the Institute of Chartered Accountants of India (ICAI) together with the ethical requirements that are relevant to our audit of the Standalone Financial Statements under the provisions of the Act and the Rules made thereunder, and we

have fulfilled our other ethical responsibilities in accordance with these requirements and the Code of Ethics. We believe that the audit evidence obtained by us is sufficient and appropriate to provide a basis for our qualified opinion on the Standalone financial statements.

Emphasis of Matter

- (i) Refer Note no. 10A(2) to the Standalone annual financial results where the company has submitted petition for striking off through Fast track exit mode for one of its 100% owned subsidiary-company and its impact on the financial statements as an exceptional item
- (ii) Refer note no. 48 to the Standalone Financial statements for the year, the balance at the end of the financial year for sundry debtors, sundry creditors, loans & advances and advances received from the customers are subject to confirmation. The Management is of the view that there is no permanent diminution/

Changes to the carrying value of these sundry debtors, loans & advances and sundry creditors; however, provisions as per policy has been made in this regard in the accompanying financial statements.

- (iii) Refer Note no. 53 to the Standalone financial statements where the Company has proposed to amalgamate one of its subsidiary companies.

Our conclusion is not modified in respect of the above matters.

Key Audit Matters

Key audit matters are those matters that, in our professional judgment, were of most significance in our audit of the standalone financial statements of the current period. These matters were addressed in the context of our audit of the standalone financial statements as a whole, and in forming our opinion thereon, and we do not provide a separate opinion on these matters. We have determined the matter described below to be the key audit matter to be communicated in our report.

Sl.No	Key Audit Matters	Auditor's Response
1.	<p>REVENUE RECOGNITION</p> <ul style="list-style-type: none"> The Company enters into revenue contracts and management uses its judgement in respect of matters such as identification of performance obligations; allocation of consideration to identified performance obligations and recognition of revenue basis assessment of whether performance obligation is fulfilled over time or at a point in time, as per the requirement of the Ind AS 115. 	<p>Our audit procedures included but were not limited to the following:</p> <ul style="list-style-type: none"> Obtaining an understanding of and testing the design and operating effectiveness of key controls around the revenue recognition. Obtaining Information technology ('IT') reports to assess the design and operating effectiveness of key IT controls over. Testing of revenue transactions during the year on sample basis to gain an understanding of the terms of the contracts including pattern of transfer of rights and obligations under the contract.

	<ul style="list-style-type: none"> This has been determined as a KAM in view of (i) the complexity in application of requirements of Ind AS 115, (ii) the significant management judgements and estimates involved in such application, and (iii) there is an inherent and presumed risk involved in the revenue recognition. Refer Note no. 3.11 	<ul style="list-style-type: none"> In respect of the contracts tested, evaluating the Management's assessment of revenue recognition, ensuring the compliance with the requirement of Ind AS 115 and reaffirming the judgements applied by the Management based on the actual outcome of delivery of contract. Verifying the underlying evidences to ensure that revenue is recognized appropriately. Evaluating the adequacy of disclosures in the accompanying Standalone Financial Statements.
--	--	--

Information Other than the Standalone Financial Statements and Auditor's Report Thereon

The Company's Management and Board of Directors are responsible for the other information. The other information comprises the information included in the Company's Annual Report, but does not include the Standalone Financial Statements and our auditor's report thereon.

- Our Opinion on the Standalone Financial Statements does not cover the other information and we do not express any form of assurance conclusion thereon.
- In connection with our audit of the Standalone financial statements, our responsibility is to read the other information and, in doing so, consider whether the other information is materially inconsistent with the Standalone Financial Statements or our knowledge obtained during the course of our audit or otherwise appears to be materially misstated.
- If, based on the work we have performed, we conclude that there is a material misstatement

of this other information, we are required to report that fact. We have nothing to report in this regard.

Management's Responsibility for the Standalone Financial Statements

The Company's Management and Board of Directors are responsible for the matters stated in section 134(5) of the Act with respect to the preparation of these Standalone Financial Statements that give a true and fair view of the financial position, financial performance including other comprehensive income, changes in equity and Cash flows of the Company in accordance with the IND AS and other accounting principles generally accepted in India. This responsibility also includes maintenance of adequate accounting records in accordance with the provisions of the Act for safeguarding the assets of the Company and for preventing and detecting frauds and other irregularities; selection and application of appropriate accounting policies; making judgements and estimates that are reasonable and prudent; and design, implementation and maintenance of adequate internal financial

controls, that were operating effectively for ensuring the accuracy and completeness of the accounting records, relevant to the preparation and presentation of the Standalone Financial Statements that give a true and fair view and are free from material misstatement, whether due to fraud or error.

In preparing the standalone financial statements, management and Board of Directors are responsible for assessing the Company's ability to continue as a going concern, disclosing, as applicable, matters related to going concern and using the going concern basis of accounting unless the Board of Directors either intends to liquidate the Company or to cease operations, or has no realistic alternative but to do so.

Those Board of Directors are also responsible for overseeing the Company's financial reporting process.

Auditor's Responsibility for the Audit of the Standalone Financial statements

Our objectives are to obtain reasonable assurance about whether the Standalone Financial Statements as a whole are free from material misstatements, whether due to fraud or error, and to issue an auditor's report that includes our opinion. Reasonable assurance is a high level of assurance but is not a guarantee that an audit conducted in accordance with SAs will always detect a material misstatement when it exists. Misstatements can arise from fraud or error and are considered material if, individually or in the aggregate they could reasonably be expected to influence the economic decisions of users taken on the basis of these standalone financial statements.

As part of an audit in accordance with SAs, we exercise professional judgement and maintain professional skepticism throughout the audit, we also:

- Identify and assess the risks of material misstatement of the Standalone financial statements, whether due to fraud or error, design and perform audit procedures responsive to those risks, and obtain audit evidence that is sufficient and appropriate to provide a basis for our opinion. The risk of not detecting a material misstatement resulting from fraud is higher than for one resulting from error, as fraud may involve collusion, forgery, intentional omissions, misrepresentations, or the override of internal control.
- Obtain an understanding of internal financial controls relevant to the audit in order to design audit procedures that are appropriate in the circumstances. Under section 143(3)(i) of the Act, we are also responsible for expressing our opinion on whether the Company has adequate internal financial controls system in place and the operating effectiveness of such controls.
- Evaluate the appropriateness of accounting policies used and the reasonableness of accounting estimates and related disclosures in the Standalone Financial Statements made by the Management and Board of Directors.
- Conclude on the appropriateness of Management's use of the going concern basis of accounting in preparation of standalone financial statements and based on the audit evidence obtained, whether a material uncertainty exists related to events

or conditions that may cast significant doubt on the Company's ability to continue as a going concern. If we conclude that a material uncertainty exists, we are required to draw attention in our auditor's report to the related disclosures in the Standalone Financial Statements or, if such disclosures are inadequate, to modify our opinion. Our conclusions are based on the audit evidence obtained up to the date of our auditor's report. However, future events or conditions may cause the Company to cease to continue as a going concern.

- Evaluate the overall presentation, structure and content of the standalone financial statements, including the disclosures, and whether the standalone financial statements represent the underlying transactions and events in a manner that achieves fair presentation.

Materiality is the magnitude of misstatements in the Standalone Financial Statements that, individually or in aggregate, makes it probable that the economic decisions of a reasonably knowledgeable user of the Standalone Financial Statements may be influenced. We consider quantitative materiality and qualitative factors in (i) planning the scope of our audit work and in evaluating the results of our work; and (ii) to evaluate the effect of any identified misstatements in the standalone financial statements.

We communicate with those charged with governance regarding, among other matters, the planned scope and timing of the audit and significant audit findings, including any significant deficiencies in internal control that we identify

during our audit.

We also provide those charged with governance with a statement that we have complied with relevant ethical requirements regarding independence, and to communicate with them all relationships and other matters that may reasonably be thought to bear on our independence, and where applicable, related safeguards.

From the matters communicated with those charged with governance, we determine those matters that were of most significance in the audit of the Standalone Financial Statements of the current period and are therefore the key audit matters. We described these matters in our auditor's report unless law or regulation precludes public disclosure about the matter or when, in extremely rare circumstances, we determine that a matter should not be communicated in our report because the adverse consequences of doing so would reasonably be expected to outweigh the public interest benefits of such communication.

Report on Other Legal and Regulatory Requirements

1. As required by the Companies (Auditor's Report) Order, 2020 ("the Order") issued by the Central Government in terms of Section 143(11) of the Act and on the basis of such checks of the books and records of the Company, as we considered appropriate and according to the information and explanations given to us, we give in "Annexure A" a statement on the matters specified in paragraphs 3 and 4 of the Order, to the extent applicable
2. A) As required by Section 143(3) of the Act, we report that:

- a) We have sought and obtained all the information and explanations which to the best of our knowledge and belief were necessary for the purposes of our audit except for the matter described in the Basis for Qualified Opinion section.
- b) In our opinion, proper books of account as required by law have been kept by the Company so far as it appears from our examination of those books except for the matters stated in the paragraph 2B(f) below on reporting under Rule 11(g) of the Companies (Audit and Auditors) Rules, 2014
- c) The Standalone Balance Sheet, the Standalone Statement of Profit and Loss (including Other Comprehensive Income), the Standalone Statement of Changes in Equity and the standalone Cash Flows dealt with by this Report are in agreement with the books of account.
- d) In our opinion, the aforesaid Standalone Financial Statements comply with Indian Accounting Standards (Ind AS) prescribed under Section 133 of the Act.
- e) On the basis of the written representations received from the directors as on 31st March 2024 taken on record by the Board of Directors, none of the directors is disqualified as on 31st March, 2024 from being appointed as a director in terms of Section 164(2) of the Act.
- f) The modifications relating to the maintenance of accounts and other matters connected therewith are as stated in the paragraph 2A(b) above on reporting under Section 143(3)(b) of the Act and paragraph 2B(f) below on reporting under Rule 11(g) of the Companies (Audit and Auditors) Rules, 2014
- g) With respect to the adequacy of the internal financial controls with reference to financial statement of the Company and the operating effectiveness of such controls, refer to our separate Report in "Annexure B". Our report expresses an unmodified opinion on the adequacy and operating effectiveness of the Company's internal financial controls over financial reporting;
- h) With respect to the other matters to be included in the Auditor's Report in accordance with the requirements of Section 197(16) of the Act, as amended, in our opinion and to the best of our information and according to the explanations given to us, the remuneration paid by the Company to its Directors during the year is in accordance with the provisions of Section 197 of the Act.
- B) With respect to the other matters to be included in the Auditor's Report in accordance with Rule 11 of the Companies (Audit and Auditors) Rule, 2014 as amended, in our opinion and to the best of our information and according to the explanations given to us:
- a) The Company has disclosed the impact of pending litigation as at 31 March 2024 on its financial position in its Standalone



- Financial Statements- Refer Note no 42 (b) (ii) to the standalone financial statements.
- b) The Company did not have any material foreseeable losses on long-term contracts including derivative contracts during the year ended 31st March 2024.
- c) There has been no delay in transferring amounts, required to be transferred, to the Investor Education and Protection Fund by the Company during the year ended 31st March 2024.
- d) i. The Management has represented that, to the best of its knowledge and belief, no funds (which are material either individually or in the aggregate) have been advanced or loaned or invested (either from borrowed funds or share premium or any other sources or kind of funds) by the Company to or in any other person or entity, including foreign entity ("Intermediaries"), with the understanding, whether recorded in writing or otherwise, that the Intermediary shall, whether directly or indirectly lend or invest in other persons or entities identified in any manner whatsoever by or on behalf of the Company ("Ultimate Beneficiaries") or provide any guarantee, security or the like on behalf of the Ultimate Beneficiaries;
- ii. The Management has represented, that, to the best of their knowledge and belief, no funds (which are material either individually or in the aggregate) have been received by the Company from any person or entity, including foreign entity ("Funding Parties"), with the understanding, whether recorded in writing or otherwise, that the Company or any of such subsidiaries shall, directly or indirectly, lend or invest in other persons or entities identified in any manner whatsoever by or on behalf of the Funding Party ("Ultimate Beneficiaries") or provide any guarantee, security or the like on behalf of the Ultimate Beneficiaries.
- iii. Based on the audit procedures that have been considered reasonable and appropriate in the circumstances, nothing has come to our notice that has caused us to believe that the representations under sub-clause (i) and (ii) of Rule 11(e), as provided under (i) and (ii) above, contain any material misstatement
- e) As stated in Note no 21(B) to the Standalone Financial Statements,
- (i) The final dividend proposed in the previous year, declared and paid by the Company during the year is in accordance with Section 123 of the Act, as applicable.
- (ii) As stated in Note no 21(B) to the

- Standalone Financial Statements the Board of Directors of the Company have proposed final dividend for the year ended 31st March 2024, which is subject to the approval of the members at the ensuing Annual General Meeting. The amount of dividend proposed is in accordance with Section 123 of the Act, as applicable.
- f) Based on our examination which included test checks, except for the instances mentioned below, the Company has used accounting softwares for maintaining its books of account, which have a feature of recording audit trail (edit log) facility and the same has operated throughout the year for all relevant transactions recorded in the respective software:
- (i) The feature of recording audit trail (edit log) facility was not enabled at the database level to log any direct data changes for the accounting softwares used for maintaining the books of accounts
 - (ii) The feature of recording audit trail (edit log) facility was not enabled at the application layer of the accounting software for the period 1 April 2023 to 27 September 2023 and relating to procurement, invoicing processing, inventory management, Trade receivables Trade payables and of the Realty Division for the period April 2023 to March 2024
 - (iii) Further, for the periods where audit trail (edit log) facility was enabled and operated throughout the year for the respective accounting software except as mentioned in the paragraph (ii) above, we did not come across any instance of the audit trail feature being tampered with.

For **K.S. Aiyar & Co.,**

Chartered Accountants

Firm Registration No. 100186W

S. KALYANARAMAN

Partner

Place: Chennai

M.No.200565

Date: 28.05.2024 UDIN: 24200565BKAKZW7771

Annexure A to the Independent Auditors' Report

Referred to in paragraph 1 under 'Report on other Legal and Regulatory Requirements' section of our report to the members of M/s **ACCEL Limited** of even date

To the best of our information and according to the explanations provided to us by the Management of the Company and the books of account and records examined by us in the normal course of Audit, we state that

- (i) (a) (A) The Company has maintained proper records showing full particulars, including quantitative details and situation of Property, Plant and Equipment.
 - (B) The Company has maintained proper records showing full particulars of other intangible assets.
- (b) The Company has a program of physical verification of Property, Plant and Equipment and Right-of-use assets so to cover all the assets once in every three years which, in our opinion, is reasonable, having regard to the size of the Company and the nature of its assets. Pursuant to the program, certain Property, Plant and Equipment were due for verification during the year and were physically verified by the Management during the year. According to the information and explanations given to us, no material discrepancies were noticed on such verification.
- (c) According to the information and explanations given to us and based on the records examined by us, we report that, the title deeds of all the Immovable properties of Land and Building which are freehold and included under the head 'Property, plant and equipment' are held in the name of the Company except in cases given in Statement 1 as the title deeds are held in the name of the erstwhile subsidiary company viz. Computer Factory (India) Private Limited – CFIPL (amalgamated w.e.f.01.04.2020).
- (d) According to the information and explanations given to us and as shown by the records verified by us, the Company has not revalued its Property, Plant and Equipment (including Right-of-use or other intangible assets or both during the year.
- (e) According to information and explanations given to us and on the basis of our examination of the records of the Company, there are no proceedings initiated or pending against the Company for holding any benami property under the Prohibition of Benami Property Transactions Act, 1988 (45 of 1988) and rules made thereunder.
- (ii) (a) In our opinion, the Management of the Company has conducted physical verification of Inventory at reasonable intervals during the year and the coverage and procedures of such verification by the management is appropriate. No

discrepancies were noticed on verification between the physical stocks and the book records that were more than 10% in the aggregate of each class of inventory.

(b) According to the information and explanations given to us and on the basis of our examination of the records of the Company, the Company has been sanctioned working capital limits in excess of five crore rupees, in aggregate, from Banks or Financial institutions on the basis of security of current assets. In our opinion, the quarterly Returns or

Statements filed by the Company with such Banks or Financial institutions are in agreement with the books of account of the Company for the respective periods .

(iii) (a) During the year if the Company has made investments in, provided any guarantee or security or granted any loans or advances in the nature of loans, secured or unsecured, to companies, firms, Limited Liability Partnerships or any other parties, accordingly, we have to report as under:

Particular	Guarantees	Security	Loans	Advances in nature of loans
Aggregate amount granted / provided during the year				
(i) Subsidiary	-	-	106.68	-
(ii) Joint Venture	-	-	-	-
(iii) Associate	-	-	-	-
(iv) Others	-	-	-	-
Balance outstanding as at balance sheet date-	-	-	-	-
(i) Subsidiary	36.91	-	498.74	-
(ii) Joint Venture	-	-	-	-
(iii) Associate	-	-	-	-
(iv) Others	-	157.75	329	-

- (b) In our opinion, and according to the information and explanations given to us, the investments made, guarantees provided, security given and terms and conditions of the grant of all loans and advances in the nature of loans and guarantees provided are, prima facie, not prejudicial to the interest of the Company.
- (c) In respect of loans and advances in the nature of loans granted by the Company, the schedule of repayment of principal and the payment of the interest has not been stipulated and accordingly, we are unable to comment as to whether the repayments/receipts of principal, interest are regular.
- (d) In the absence of stipulated schedule of repayment of principal and payment of interest
- in respect of loans or advances in the nature of loans, we are unable to comment as to whether there is any amount which is overdue for more than 90 days. Reasonable steps have been taken by the Company for recovery of such principal amounts and interest.
- (e) The Company has not granted any loan or advance in the nature of loan which has fallen due during the year. Further, no fresh loans were granted to any party to settle the overdue loans/advances in nature of loan that existed as at the beginning of the year.
- (f) The Company has granted loans which are repayable on demand or without specifying any terms or period of repayment, as per details below:

(INRs in Lakhs)

Particulars	All Parties	Promoters	Related Parties
Aggregate of loans/ advances in nature of loan	-	-	-
Repayable on demand (A)	827.74	-	498.74
Agreement does not specify any terms or period of repayment (B)	-	-	-
Total (A+B)	827.74	-	498.74
Percentage of loans/ advances in nature of loan to the total loans	100%	-	60.25%

- (iv) According to the information and explanations given to us and on the basis of our examination of records of the Company, in respect of investments made and loans, guarantees and security given by the Company, in our opinion the provisions of Section 185 and 186 of the Companies Act, 2013 ("the Act") have been complied with.
- (v) According to the information and explanations given to us, the Company has not accepted any deposits from the public and it does not have any amounts which are deemed to be deposits within the provisions of Sections 73 to 76 of the Act read with the Companies (Acceptance of Deposits) Rules, 2014 and other relevant provisions of the Act. Hence reporting under clause 3(v) of the Order is not applicable.

- (vi) The Central Government has specified maintenance of cost records under sub-section (1) of section 148 of the Act in respect of the products of the Company. We have broadly reviewed the books of account maintained by the Company pursuant to the Rules made by the Central Government for the maintenance of cost records and are of the opinion that, prima facie, the prescribed accounts and records have been made and maintained. However, we have not made a detailed examination of the cost records with a view to determine whether they are accurate or complete.
- (vii) According to the information and explanations given to us and the records of the Company examined by us, in respect of statutory dues:
- a) The Company is generally regular in depositing with appropriate authorities, undisputed statutory dues, including Goods and Service Tax, Provident Fund, Employees' State Insurance, Income-Tax, Sales-Tax, Service Tax, Duties of customs, Duties of Excise, Value Added Tax, cess and other material statutory dues applicable to it. According to the information and explanations given to us and the records of the Company examined by us, there are no undisputed amount payable in respect of Goods and Service Tax, Provident Fund, Employees' State Insurance, Income-Tax, Sales-Tax, Service Tax, Duties of customs, Duties of Excise, Value Added Tax, Cess and any other material statutory dues applicable to it, were outstanding, as on the last day of the financial year, for a period of more than six months from the date they became payable;
 - b) According to the information and explanation given to us, the statutory dues referred to in (vii)(a) above, which have not been deposited on account of any dispute are given below:

SI No	Name of the Statute	Nature of dues	Amount (In INR Lakhs)	Period to which the amount relates	Forum where the dispute is pending
1	The Income Tax, 1961	Income Tax	1.18	AY 2004-05	Commissioner of Income Tax
			8.42	AY 2005-06	Assessing Officer *
			6.37	AY 2006-07	Assessing Officer *
			2.23	AY 2007-08	Assessing Officer *
			65.06	AY 2008-09	Assessing Officer *
			36.06	AY 2009-10	Assessing Officer *
			9.52	AY 2011-12	Assessing Officer *
			100.53	AY 2012-13	Assessing Officer *
			21.31	AY 2013-14	Assessing Officer *
			0.51	AY 2014-15	Assessing Officer *
			206.70	AY 2018-19	Commissioner of Income Tax (Appeals)
2	Employees Provident Fund Act, 1952	PF and others	2.38	FY 2011-12	EPFAT – Delhi
			3.04	FY 2009-10	EPFAT – Delhi
			11.70	FY 2015-16	EPFAT – Delhi
			4.41	FY 2019-20	EPFAT – Delhi
3	Finance Act, 1994	Service Tax	16.51	FY 2005-06 and FY 2006 -07	CESTAT – Bangalore
4	Customs Act, 1962	Customs duty	33.88	FY 2008-09	The Company deposited Rs. 33.88 Lakhs. Appeal is pending with CESTAT, Bangalore
			15.90	FY 2022-23	Additional Commissioner , Customs (Import) , Chennai
5	Payment of Gratuity Act, 1972	Gratuity cases	0.23	FY 2016-17	Deputy Labour Commissioner, Kozhikode

* The above amounts are subject to revision based on the order of the Commissioner of Income Tax (Appeals), wherein certain grounds relating to the appeal were partly allowed. The giving effect order by the Jurisdictional Assessing Officer is awaited .

- (viii) According to the information and explanations given to us and on the basis of our examination of the records of the Company, the Company has not surrendered or disclosed any transactions, previously unrecorded as income in the books of account, in the tax assessments under the Income-tax Act, 1961 as income during the year.
- (ix) (a) According to the information and explanations given to us, the Company has not defaulted in repayment of its loans or other borrowings or in the payment of interest thereon to any lender. Therefore, the question of reporting on the period and amount of default does not arise.
- (b) According to the information and explanations given to us including confirmations received from Banks, Financial institution and other lenders and representation received from the Management of the Company and on the basis of our audit procedures, the Company has not been declared a wilful defaulter by any Bank or Financial institution or Government or Government authority.
- (c) In our opinion and according to the information and explanations given to us by the management, term loans were applied for the purpose for which the loans were obtained.
- (d) According to the information and explanations given to us and on an overall examination of the Standalone Financial Statements of the Company, we report that no funds raised on short-term basis have been used for long-term purpose by the Company.
- (e) On an overall examination of the Standalone Financial Statements of the Company, the Company has not taken any funds from any entity or person on account of or to meet the obligations of its subsidiaries or associates. Therefore, the question of reporting on details thereof with nature of such transactions and the amount does not arise;
- (f) According to the information and explanations given to us, the Company has not raised loans during the year on the pledge of securities held in its subsidiaries, or associate companies. Accordingly, reporting under clause 3(ix)(f) of the Order is not applicable.
- (x) (a) The Company has not raised any money by way of initial public offer or further public offer (including debt instruments) during the year and hence reporting under clause 3(x)(a) of the Order is not applicable.
- (b) According to the information and explanations given to us and based on our examination of the records, the Company has not made any preferential allotment or private placement of shares or convertible debentures (fully, partially or optionally convertible) during the year and hence reporting under clause 3(x)(b) of the Order is not applicable.
- (xi) (a) During the course of our examination of the books and records of the Company, carried out in accordance with the

- generally accepted auditing practices in India and according to the information and explanations given to us, no instances of fraud by the Company or any fraud on the Company has been noticed or reported during the year;
- b) According to the information and explanations given to us including the representation made to us by the management of the Company, no report under sub-section 12 of section 143 of the Companies Act, 2013 has been filed in Form ADT-4 as prescribed under rule 13 of the Companies (Audit and Auditors) Rules, 2014 with the Central Government, during the year and up to the date of this report.
- c) According to the information and explanations furnished by the Management, which have been relied upon by us, there are no Whistle Blower Complaints received by the Company during the year and up to the date of this report.
- (xii) According to the information and explanations given to us, the Company is not a Nidhi Company. Accordingly, paragraph 3(xii) of the Order is not applicable to the Company.
- (xiii) According to the information and explanations given to us and based on our examination of the records of the Company, all transactions entered into by the Company with the related parties are in compliance with Sections 177 and 188 of the Act where applicable and details of such transactions have been disclosed in the Standalone Financial Statements, as required by the applicable Indian Accounting Standards.
- (xiv) (a) According to the information and explanations given to us, the Company has an internal audit system commensurate with the size and nature of its business.
- (b) We have considered the reports issued by the Internal Auditors of the Company till date for the period under audit.
- (xv) According to the information and explanations given to us and based on our examination of the records, the Company has not entered into any non-cash transactions with its Directors or persons connected with its Directors during the year and hence provisions of section 192 of the Act is not applicable to the Company.
- (xvi) (a) In our opinion and according to the information and explanations given to us, the Company is not required to be registered under Section 45-IA of the Reserve Bank of India Act, 1934. Accordingly, clause 3(xvi) (a) of the Order is not applicable.
- (b) The Company is not a Non-Banking Finance Company or a Housing Finance Company. Accordingly, provision of clause 3(xvi)(b) of the Order is not applicable.
- (c) In our opinion, the Company is not a Core Investment Company (CIC) as defined in the regulations made by the Reserve Bank of India
- (d) According to the information and explanations given to us, the Company does not have any Core Investment Company as part of the group and accordingly reporting under clause 3(xvi) (d) of the Order is not applicable

- (xvii) The Company has not incurred any cash losses in the current financial year and in the immediately preceding financial year.
- (xviii) There has been no resignation of the statutory auditors during the year. Accordingly, clause 3(xviii) of the Order is not applicable.
- (xix) According to the information and explanations given to us and on the basis of the financial ratios, ageing and expected dates of realisation of financial assets and payment of financial liabilities, other information accompanying the standalone financial statements, our knowledge of the Board of Directors and Management plans and based on our examination of the evidence supporting the assumption, nothing has come to our attention, which causes us to believe that any material uncertainty exists as on the date of the audit report indicating that Company is not capable of meeting its liabilities existing as at the date of balance sheet as and when they fall due within a period of one year from the balance sheet. We, however, state that this is not an assurance as to the future viability of the Company. We further state that our reporting is based on the facts up to the date of the audit report and we neither give any guarantee nor any assurance that all liabilities falling due within a period of one year from the balance sheet date, will get discharged by the Company as and when they fall due.
- (xx) (a) In our opinion and according to the information and explanations given to us, there is no unspent amount towards Corporate Social Responsibility (CSR) on other than ongoing project, requiring a transfer the unspent amount to a Fund specified in Schedule VII to the Companies Act within a period of six months of the expiry of the financial year in compliance with second proviso to sub-section (5) of section 135 of the said Act;
- (b) In our opinion and according to the information and explanations given to us, there are no unspent amount towards Corporate Social Responsibility (CSR) pursuant to any ongoing projects and hence transferring unspent amount to a special account in compliance with provisions of sub-section 6 of Section 135 of the Act is not applicable to Company. Accordingly, reporting under clause 3(xx) (b) of the Order is not applicable.
- (xxi) The reporting under clause 3(xxi) of the Order is not applicable in respect of audit of standalone financial statements of the Company. Accordingly, no comment has been included in respect of said clause under this report

For **K.S. Aiyar & Co.**,
Chartered Accountants
Firm Registration No. 100186W

S. KALYANARAMAN
Partner

Place: Chennai M.No.200565
Date: 28.05.2024 UDIN: 24200565BKAKZW7771

STATEMENT 1

(REFER CLAUSE I (C) OF ANNEXURE A) as above

Description of property	Gross carrying value INRs in lakhs	No of Cases	Held in name of	Whether promoter, director or their relative or employee	Period held	indicate range	where appropriate Reason for not being held in name of Company
Second Floor, No: F, Continental Plaza, New No: 705 Old No:3/146 Anna Salai, Chennai 600 006	41.82	1	Computer Factory	No	Since 29th November 2001	UDS 121 sq ft out of 2 Grounds & 936 sqft, Built up area 370 sq ft, Common car park area No: 8 (Ground floor) 130 sq.Ft	Name transfer is under process on account of merger Presently held in the name of Transferor Company.
Second Floor, No: H, Continental Plaza, New No: 705 Old No:3/146 Anna Salai, Chennai 600 006					Since 24th March 1995	UDS 125 sq ft out of 2 Grounds & 936 sqft, Built up area 385 sq ft.	

ANNEXURE B TO THE INDEPENDENT AUDITORS' REPORT

(Referred to in paragraph 2 (g) under 'Report on other Legal and Regulatory Requirements' section of our report to the Members of M/s **ACCEL Limited** of even date)

Report on the Internal Financial Controls Over Financial Reporting under Clause (i) of Sub-section 3 of Section 143 of the Companies Act, 2013 ("the Act")

We have audited the internal financial controls over financial reporting of M/s **ACCEL Limited** ("the Company") as of 31st March 2024 in conjunction with our audit of the Standalone Financial Statements of the Company for the year ended on that date.

Management's Responsibility for Internal Financial Controls

The Company's management and Board of Director's are responsible for establishing and maintaining internal financial controls based on the internal control over financial reporting criteria established by the Company considering the essential components of internal control stated in the Guidance Note on Audit of Internal Financial Controls Over Financial Reporting issued by the Institute of Chartered Accountants of India (ICAI). These responsibilities include the design, implementation and maintenance of adequate internal financial controls that were operating effectively for ensuring the orderly and efficient conduct of its business, including adherence to Company's policies, the safeguarding of its assets, the prevention and detection of frauds and errors, the accuracy and completeness of the accounting records, and the timely preparation of

reliable financial information, as required under the Companies Act, 2013.

Auditors' Responsibility

Our responsibility is to express an opinion on the Company's internal financial controls over financial reporting of the Company based on our audit. We conducted our audit in accordance with the Guidance Note on Audit of Internal Financial Controls Over Financial Reporting (the "Guidance Note") issued by the Institute of Chartered Accountants of India and the Standards on Auditing prescribed under section 143(10) of the Act, to the extent applicable to an audit of internal financial controls. Those Standards and the Guidance Note require that we comply with ethical requirements and plan and perform the audit to obtain reasonable assurance about whether adequate internal financial controls over financial reporting was established and maintained and if such controls operated effectively in all material respects.

Our audit involves performing procedures to obtain audit evidence about the adequacy of the internal financial controls system over financial reporting and their operating effectiveness. Our audit of internal financial controls over financial reporting included obtaining an understanding of internal financial controls over financial reporting, assessing the risk that a material weakness exists, and testing and evaluating the design and operating effectiveness of internal control based on the assessed risk. The procedures selected depend on the auditor's judgement, including the assessment of the risks of material misstatement of the financial statements, whether due to fraud or error.

We believe that the audit evidence we have obtained is sufficient and appropriate to provide a basis for our audit opinion on the Company's internal financial controls system over financial reporting.

Meaning of Internal Financial Controls Over Financial Reporting

A Company's internal financial controls over financial reporting is a process designed to provide reasonable assurance regarding the reliability of financial reporting and the preparation of Standalone Financial Statements for external purposes in accordance with generally accepted accounting principles. A Company's internal financial controls over financial reporting includes those policies and procedures that

- (1) pertain to the maintenance of records that, in reasonable detail, accurately and fairly reflect the transactions and dispositions of the assets of the Company;
- (2) provide reasonable assurance that transactions are recorded as necessary to permit preparation of Standalone Financial Statements in accordance with generally accepted accounting principles and that receipts and expenditures of the Company are being made only in accordance with authorisations of Management and Directors of the Company; and
- (3) provide reasonable assurance regarding prevention or timely detection of unauthorised acquisition, use, or disposition of the Company's assets that could have a material effect on the financial statements.

Inherent Limitations of Internal Financial Controls Over Financial Reporting

Because of the inherent limitations of internal financial controls over financial reporting, including the possibility of collusion or improper management override of controls, material misstatements due to error or fraud may occur and not be detected. Also, projections of any evaluation of the internal financial controls over financial reporting to future periods are subject to the risk that the internal financial controls over financial reporting may become inadequate because of changes in conditions, or that the degree of compliance with the policies or procedures may deteriorate.

Opinion

In our opinion, to the best of our information and according to the explanations given to us, the Company has, in all material respects, an adequate internal financial controls system over financial reporting and such internal financial controls over financial reporting were operating effectively as at March 31, 2024, based on the criteria for internal controls over financial reporting established by the Company considering the essential components of internal controls stated in the Guidance Note on Audit of Internal Financial Controls Over Financial Reporting issued by the Institute of Chartered Accountants of India.

For **K.S. Aiyar & Co.,**
Chartered Accountants
Firm Registration No. 100186W

S. KALYANARAMAN

Partner

Place: Chennai

M.No.200565

Date: 28.05.2024

UDIN: 24200565BKAKZW7771



Standalone Financial Statement 2023-24

Standalone Balance Sheet as at 31 March 2024

(All amounts are in INR Lakhs, except as otherwise stated)

Particulars	Note No	As at March 31, 2024	As at March 31, 2023
A) ASSETS			
Non-current assets			
(a) Property, plant and equipment	4	3,090.44	3,236.65
(b) Capital work-in-progress	5	6.48	5.56
(c) Investment Property	6	5,104.04	5,196.62
(d) Right-of-Use Assets	7	633.83	305.40
(e) Other Intangible assets	8	88.89	100.84
(f) Intangible assets under development	9	116.32	25.78
(g) Financial Assets			
(i) Investments	10	1,122.33	1,217.50
(ii) Loans	11	243.91	385.94
(iii) Other financial assets	12	236.19	357.79
(h) Deferred tax assets (net)	13	769.13	800.08
(i) Income tax assets (net)	14	1,166.73	900.16
(j) Other non-current assets	15	248.85	141.19
Total Non-current assets		12,827.13	12,673.51
Current assets			
(a) Inventories	16	754.13	633.97
(b) Financial Assets			
(i) Trade Receivables	17	3,418.89	3,867.85
(ii) Cash and cash equivalents	18	914.31	296.54
(iii) Bank balances other than (ii) above	19	55.23	37.71
(iv) Loans	11	254.83	148.15
(v) Other financial assets	12	1,196.48	893.69
(c) Other Current assets	15	141.81	384.36
Total current assets		6,735.69	6,262.26
TOTAL ASSETS		19,562.82	18,935.78

Particulars	Note No	As at March 31, 2024	As at March 31, 2023
(B) EQUITY AND LIABILITIES			
Equity			
(a) Equity share capital	20	1,151.45	1,151.45
(b) Other Equity	21	6,377.68	6,128.60
Total equity		7,529.13	7,280.05
Liabilities			
Non-current liabilities			
(a) Financial Liabilities			
(i) Borrowings	22	4,634.72	4,794.16
(ia) Lease Liabilities	7	722.87	391.61
(ii) Other financial liabilities	26	265.13	219.51
(b) Provisions	23	273.44	251.32
(c) Other Non-current liabilities	27	72.20	-
Total Non-current liabilities		5,968.36	5,656.61
Current liabilities			
(a) Financial Liabilities			
(i) Borrowings	24	1,732.37	1,570.82
(ii) Trade payables	25		
(A) Total outstanding dues of micro enterprises and small enterprises		210.98	116.76
(B) Total outstanding dues of creditors other than micro enterprises and small enterprises		2,340.97	2,238.43
(iii) Other financial liabilities	26	440.71	550.89
(b) Other current liabilities	27	1,330.80	1,477.74
(c) Provisions	23	9.51	44.48
Total current liabilities		6,065.33	5,999.12
Total Liabilities		12,033.70	11,655.73
TOTAL EQUITY AND LIABILITIES		19,562.82	18,935.78

See accompanying material accounting policies information and notes forming part of the Standalone Ind AS Financial Statements.

As per our report of even date attached
For **K.S Aiyar & Co**
Chartered Accountants
Firm's Registration No. 100186W
S.Kalyanaraman
Partner
Membership No. 200565
UDIN: 24200565BKAKZW7771

Place: Chennai
Date: 28.05.2024

For and on behalf of **the Board of Directors**

Accel Limited

K. Nagarajan
Director
DIN: 02172617
Mrs. K.Deepika
Company Secretary
Place: Chennai
Date: 28.05.2024

S.V.Rao
Whole-time Director
DIN: 06600739
Rajesh Kumar Nandi
Chief Financial Officer
Place: Chennai
Date: 28.05.2024

Statement of Standalone Profit and Loss for the year ended March 31, 2024

(All amounts are in INR Lakhs, except as otherwise stated)

Particulars	Note No	For the year ended March 31, 2024	For the year ended March 31, 2023
Income			
Revenue from operations	28	16,633.49	15,537.62
Other Income	29	171.47	446.18
Total income		16,804.95	15,983.80
Expenses			
Cost of purchases of stock- in- trade and spares	30	6,010.63	5,459.54
Changes in inventories of Stock-in -trade and Spares	31	(180.17)	(121.53)
Employee benefits expense	32	5,723.01	5,480.74
Finance costs	33	704.59	666.14
Depreciation and amortisation expense	34	658.83	701.24
Other expenses	35	3,343.03	2,929.47
Total expenses		16,259.92	15,115.60
Profit before exceptional items and tax		545.03	868.19
Exceptional items	36	(46.01)	-
Profit before tax		499.02	868.19
Tax expense	37		
Current tax		84.11	139.71
Mat credit entitlement		-	(138.58)
Deferred tax/ (benefit)		30.95	530.37
Income tax expense		115.06	531.50
Profit for the year		383.97	336.69
Other Comprehensive Income (OCI)			
Items that will not be reclassified subsequently to profit or loss			
Remeasurements of the defined benefit plan		47.06	(0.76)
Income tax relating to items that will not be reclassified to profit or loss		6.93	0.13
Mat credit entitlement		2.31	-
Other comprehensive Expense /(Income) for the year, net of income tax		37.82	(0.63)
Total Comprehensive Income for the year		421.78	336.06
Earnings per Equity share			
Basic and Diluted (in INR)	38	0.67	0.59

See accompanying material accounting policies information and notes forming part of the Standalone Ind AS Financial Statements.

As per our report of even date attached

For **K.S Aiyar & Co**

Chartered Accountants

Firm's Registration No. 100186W

S.Kalyanaraman

Partner

Membership No. 200565

UDIN: 24200565BKAKZW7771

Place: Chennai

Date: 28.05.2024

For and on behalf of **the Board of Directors**

Accel Limited

K. Nagarajan

Director

DIN: 02172617

Mrs. K.Deepika

Company Secretary

Place: Chennai

Date: 28.05.2024

S.V.Rao

Whole-time Director

DIN: 06600739

Rajesh Kumar Nandi

Chief Financial Officer

Place: Chennai

Date: 28.05.2024

Cash Flow Statement for the year ended March 31, 2024

(All amounts are in INR Lakhs, except as otherwise stated)

Particulars	For the year ended March 31, 2024	For the year ended March 31, 2023
A. Cash flow from operating activities:		
Profit before Taxation	499.02	868.19
Adjustments to reconcile profit before tax to net cash flows:		
Provision no longer required written back	(61.60)	340.70
Depreciation and amortisation	658.83	701.24
Provision for bad & doubtful debts	115.83	107.46
Amalgamation impact on Reserve	-	(23.88)
Profit on sale of Property, plant and equipment	51.13	21.94
Unrealised gain on Investment	95.16	2.96
Unrealised foreign exchange (gain)/ loss, net	56.23	(16.75)
Interest Expense	704.59	666.14
dividend income	(0.03)	(4.35)
Interest Income	(42.25)	(10.07)
Operating profit before working capital changes	2,076.91	2,653.59
Movement in working capital :		
Decrease/ (Increase) in Inventories	(120.16)	(181.54)
Increase/ (Decrease) in Trade payables	258.35	651.52
Increase/ (Decrease) in long-term provisions	(12.85)	(0.17)
Decrease/ (Increase) in Trade receivables	276.90	(1,270.44)
Decrease / (Increase) in deposit and other receivables and other current/Non- current assets	(246.57)	(263.67)
(Decrease)/ Increase in other current financial liabilities and current/Non-current provisions	229.78	109.68
Cash generated from operations	2,462.36	1,698.96
Income tax (net)	(115.06)	(531.50)
Net cash generated from operating activities (A)	2,347.30	1,167.46

Particulars	For the year ended March 31, 2024	For the year ended March 31, 2023
B. Cash flow from Investing activities:		
Interest received	42.25	10.07
Acquisition of Property, plant and equipment	(879.10)	(759.85)
Dividend Received	0.03	4.35
Decrease / (Increase) in deposits and bank balances other than cash and cash equivalent	(17.53)	213.94
Net cash flow used in investing activities (B)	(854.35)	(531.50)
C. Cash flow from financing activities:		
Interest paid	(704.59)	(666.14)
Dividend paid	(172.69)	(171.95)
Proceeds from borrowings	2.10	348.56
Proceeds from Shares issued for Employee Stock Option Scheme (ESOP)	-	5.10
Net cash flow (used in)/ generated from financing activities (C)	(875.18)	(484.44)
Net (Decrease) / Increase in cash and cash equivalents (A + B + C)	617.77	151.53
Cash and cash equivalents at the beginning of the year	296.54	145.01
Cash and cash equivalents at the end of the year	914.31	296.54
Components of cash and cash equivalents		
Cash on hand	6.09	3.61
With Banks -in Current Account	191.45	292.93
With Banks -in fixed deposits	716.77	-
Total cash and cash equivalents	914.31	296.54

See accompanying material accounting policies information and notes forming part of the Standalone Ind AS Financial Statements.

As per our report of even date attached

For and on behalf of **the Board of Directors**

For **K.S Aiyar & Co**

Chartered Accountants

Firm's Registration No. 100186W

S.Kalyanaraman

Partner

Membership No. 200565

UDIN: 24200565BKAKZW7771

Place: Chennai

Date: 28.05.2024

Accel Limited

K. Nagarajan

Director

DIN: 02172617

Mrs. K.Deepika

Company Secretary

Place: Chennai

Date: 28.05.2024

S.V.Rao

Whole-time Director

DIN: 06600739

Rajesh Kumar Nandi

Chief Financial Officer

Place: Chennai

Date: 28.05.2024

Statement of changes in Equity for the year ended March 31, 2024

(All amounts are in INR Lakhs, except as otherwise stated)

a. Equity Share Capital

As at 01 April 2022	Changes in Equity Share Capital during the year (Refer Note 20)	Balance as at 31 March 2023
1,146.35	5.10	1,151.45
As at 01 April 2023	Changes in Equity Share Capital during the year (Refer Note 20)	Balance as at 31 March 2024
1,151.45	-	1,151.45

b. Other Equity

Particulars	Reserves & Surplus							
	Capital Reserve	Capital Redemption Reserve	Securities Premium	Asset Revaluation Reserve	Retained earnings	Other Reserve	Other Comprehensive Income (OCI)	Total Other Equity
Balance as at 1 April 2022	698.67	269.30	243.25	2,362.73	2,194.96	40.06	179.51	5,988.49
Profit for the year	-	-	-	-	336.82	-	(0.76)	336.06
Distribution made during the year	-	-	-	-	(171.95)	-	-	(171.95)
Prior period adjustments	-	-	-	-	(24.00)	-	-	(24.00)
Balances as at 31 March 2023	698.67	269.30	243.25	2,362.73	2,335.82	40.06	178.76	6,128.60
Profit for the year	-	-	-	-	383.96	-	37.82	421.77
Distribution made during the year	-	-	-	-	(172.69)	-	-	(172.69)
Balances as at 31 March 2024	698.67	269.30	243.25	2,362.73	2,547.08	40.06	216.57	6,377.68

See accompanying material accounting policies information and notes forming part of the Standalone Ind AS Financial Statements.

As per our report of even date attached

For and on behalf of **the Board of Directors**

For **K.S Aiyar & Co**

Chartered Accountants

Firm's Registration No. 100186W

S.Kalyanaraman

Partner

Membership No. 200565

UDIN: 24200565BKAKZW7771

Place: Chennai

Accel Limited

K. Nagarajan

Director

DIN: 02172617

Mrs. K.Deepika

Company Secretary

Place: Chennai

S.V.Rao

Whole-time Director

DIN: 06600739

Rajesh Kumar Nandi

Chief Financial Officer

Place: Chennai

Notes forming part of the standalone financial statements for the year ended on March 31, 2024

(All amounts are in INR Lakhs, except as otherwise stated)

1 Background

Accel Limited was incorporated as Transmatic Systems Limited on 19.05.1986. The name of the Company got changed to Accel Limited consequent to the merger of Accel limited w.e.f. April 01,2014 . The Company is engaged in the business of Information Technology Services (Infrastructure Management services, Warranty and Logistics Management Services, Managed Print Services, System Integration and Enterprise IT solutions, Cyber Security Managed Services and Software Services) including Real Estate related to IT infrastructure. The Company is domiciled in India and its shares are listed on BSE . The registered office of the Company is located at 3rd Floor, SFI Complex, No.178, Valluvarkottam High Road, Nungambakkam, Chennai- 600 034.

The Standalone financial statements were approved by the Board of Directors and authorized for issue on 28 May 2024.

2 Summary of Material accounting policies

Basis of preparation and presentation of Standalone financial statements

2.1 Basis of preparation

The financial statements of the Company have been prepared in accordance with Indian Accounting Standards (Ind AS) as per the Companies (Indian Accounting Standards) Rules, 2015, as amended from time to time,

notified under Section 133 of Companies Act, 2013, (the 'Act') and other relevant provisions of the Act.

The historical cost convention applied on accrual basis except for certain financial instruments which are measured at fair values as per the provisions of the Companies Act, 2013 ("the Act") (to the extent notified) and guidelines issued by the Securities and Exchange Board of India (SEBI). The Ind AS are prescribed under section 133 of the Act read with Rule 3 of the Companies (Indian Accounting Standards) Rules, 2015 and relevant amendments rules issued thereafter. Based on the nature of services rendered to customers and time elapsed between deployment of resources and the realisation in cash and cash equivalents of the consideration for such services rendered, the Company has considered an operating cycle of 12 months. Figures for the previous years have been regrouped/rearranged wherever considered necessary to conform to the current year classification.

Details of the Company's accounting policies are included in Note 3.

2.2 Functional and presentation currency

These financial statements are presented in Indian Rupees (INR), which is also the Company's functional currency. All amounts are in Indian rupees and have been rounded-off to the nearest lakhs, unless otherwise stated

Notes forming part of the standalone financial statements for the year ended on March 31, 2024

(All amounts are in INR Lakhs, except as otherwise stated)

2.3 Basis of measurement

The financial statements have been prepared on the historical cost basis except for the following items:

Items	Measurement basis
- Certain financial assets and liabilities	Fair value
- Net defined benefit liability	Present value of defined benefit obligations

2.4 Use of judgments, estimates and Assumptions:

The preparation of these financial statements in conformity with recognition and measurement principles of Ind AS requires the management to make judgments, estimates and assumptions that affect the application of accounting policies and the reported balances of assets, liabilities, disclosures relating to contingent liability as at the date of the financial statements and the reported amounts of income and expenses for the periods presented. Actual results may differ from these estimates. Uncertainty about these assumptions and estimates could result in outcomes that require a material adjustment to the carrying amount of assets or liabilities affected in future periods.

Estimates and underlying assumptions are reviewed on an ongoing basis. Revisions to accounting estimates are recognised prospectively. Existing circumstances and assumptions about future developments,

however, may change due to market changes or circumstances arising that are beyond the control of the Company. Such changes are reflected in the assumptions when they occur.

A. Assumptions and estimation uncertainties

The following are significant management judgements in applying the accounting policies of the Company that have the most significant effect on the financial statements in the year ended 31 March 2024.

B. Critical judgements and estimates

1 Useful lives of property, plant and equipment (PPE) & Other Intangible Assets

As described at Note 3.3 & 3.4 below, the charge in respect of periodic depreciation for the year is derived after determining an estimate of an PPE's expected useful life and the expected residual value at the end of its life. The useful lives and residual values of Company's PPE are determined by the management at the time the PPE is acquired and reviewed annually. The lives are based on historical experience with similar assets as well as anticipation of future events, which may impact their life, such as changes in technical or commercial obsolescence arising from changes or improvements in production or from a change in market demand of the product or service output of the asset.

Notes forming part of the standalone financial statements for the year ended on March 31, 2024

(All amounts are in INR Lakhs, except as otherwise stated)

2 Employee benefits

The cost of defined benefit plans are determined using actuarial valuation, which involves making assumptions about discount rates, expected rates of return on assets, future salary increases, and mortality rates. Due to the long-term nature of these plans, such estimates are subject to significant uncertainty. The cost of the defined benefit gratuity plan and the present value of the gratuity obligation are determined using actuarial valuations. An actuarial valuation involves making various assumptions that may differ from actual developments in the future. These include the determination of the discount rate, future salary increases and mortality rates. Due to the complexities involved in the valuation and its long-term nature, a defined benefit obligation is highly sensitive to changes in these assumptions. Future salary increases and gratuity increases are based on expected future inflation rates. Further details about gratuity obligations are given in Note No 49.

3 Provisions and contingencies

Critical judgements are involved in measurement of provisions and contingencies including those relating to Tax/other statutory litigations and estimation of the likelihood of occurrence thereof based on factors such as expert opinion, past experience etc.

4 Classification of leases

Ind AS 116 requires lessees to determine the lease term as the non-cancellable period of a lease adjusted with any option to extend or terminate the lease, if the use of such option is reasonably certain. The Company makes an assessment on the expected lease term on a lease-by-lease basis and thereby assesses whether it is reasonably certain that any options to extend or terminate the contract will be exercised. In evaluating the lease term, the Company considers factors such as any significant leasehold improvements undertaken over the lease term, costs relating to the termination of the lease and the importance of the underlying asset to the Company operations taking into account the location of the underlying asset and the availability of suitable alternatives. The lease term in future periods is reassessed to ensure that the lease term reflects the current economic circumstances. After considering current and future economic conditions, the Company has concluded that no changes are required to lease period relating to the existing lease contracts.

5 Recognition of deferred tax assets and income tax treatments

Significant judgments are involved in determining the provision for income taxes, including amount expected to be paid/recovered for uncertain tax positions. The extent to which deferred tax assets can

Notes forming part of the standalone financial statements for the year ended on March 31, 2024

(All amounts are in INR Lakhs, except as otherwise stated)

be recognised is based on an assessment of the probability that future taxable income will be available against which the deductible temporary differences and tax loss carry forward can be utilised. In addition, significant judgement is required in assessing the impact of any legal or economic limits or uncertainties in various tax jurisdictions.

6 Capitalisation of internally developed intangible assets

Distinguishing the research and development phases of a new customised project and determining whether the recognition requirements for the capitalisation of development costs are met requires judgement. After capitalisation, management monitors whether the recognition requirements continue to be met and whether there any indicators that capitalised costs may be impaired.

7 Evaluation of indicators for impairment of assets

The evaluation of applicability of indicators of impairment of assets requires assessment of several external and internal factors which could result in deterioration of recoverable amount of the assets. In assessing impairment, management estimates the recoverable amount of each asset or cash generating units based on expected future cash flows

and uses an interest rate to discount them. Estimation uncertainty relates to assumptions about future operating results and the determination of a suitable discount rate.

8 Recoverability of advances / receivables

At each balance sheet date, based on historical default rates observed over expected life, the management assesses the expected credit loss on outstanding receivables and advances.

9 Inventory

Management estimates the net realizable values of inventories, taking into account the most reliable evidence available at each reporting date. The future realization of these inventories may be affected by future technology or other market-driven changes that may reduce future selling prices.

10 Fair value measurements

When the fair value of financial assets and financial liabilities recorded in the balance sheet cannot be measured based on quoted prices in active markets, their fair value is measured using valuation techniques including the Discounted Cash Flow model. The inputs to these models are taken from observable markets where possible, but where this is not feasible, a degree of judgement is required in

Notes forming part of the standalone financial statements for the year ended on March 31, 2024

(All amounts are in INR Lakhs, except as otherwise stated)

establishing fair values. Judgements include considerations of inputs such as liquidity risk, credit risk and volatility. Changes in assumptions about these factors could affect the reported fair value of financial instruments.

2.5 Changes in accounting policies

Accounting policies have been consistently applied except where a newly-issued accounting standard is initially adopted or a revision to an existing accounting standard requires a change in the accounting policy hitherto in use.

2.6 Current versus non-current classification

The Company presents assets and liabilities in the balance sheet based on current / non-current classification.

An asset is treated as current when it is:

- Expected to be realized or intended to be sold or consumed in normal operating cycle;
- Held primarily for the purpose of trading;
- Expected to be realized within twelve months after the reporting period, or
- Cash or cash equivalent unless restricted from being exchanged or used to settle a liability for at least twelve months after the reporting period.

All other assets are classified as non-current.

A liability is current when:

- It is expected to be settled in normal operating cycle;
- It is held primarily for the purpose of trading;
- It is due to be settled within twelve months after the reporting period, or
- There is no unconditional right to defer the settlement of the liability for at least twelve months after the reporting period.

All other liabilities are classified as non-current.

The operating cycle is the time between the acquisition of assets for processing and their realization in cash and cash equivalents. The Company has evaluated and considered its operating cycle as 12 months.

3 Material accounting policies

3.1 Foreign currency transactions

Transactions in foreign currencies are translated into the functional currency of the Company, at the exchange rates at the dates of the transactions or an average rate, if the average rate approximates the actual rate at the date of the transaction. These financial statements are presented in Indian Rupees (rounded off to nearest lakhs).

Notes forming part of the standalone financial statements for the year ended on March 31, 2024

(All amounts are in INR Lakhs, except as otherwise stated)

Foreign currency denominated monetary assets and liabilities are translated into the relevant functional currency at exchange rates in effect at the Balance sheet date. The gains or losses resulting from such transactions are included in net profit in the Statement of Profit and Loss.

Non-monetary assets and non-monetary liabilities denominated in a foreign currency and measured at fair value are translated at the exchange rates prevalent at the date when the fair value was determined. Non-monetary assets and non-monetary liabilities denominated in a foreign currency and measured at historical cost are translated at the exchange rates prevalent at the date of transaction.

Transaction gains or losses realized upon settlement of foreign currency translations are included in determining net profit for the period in which the transaction is settled. Revenue, expense and cash-flow items denominated in foreign currencies are translated into the relevant functional currencies using the exchange rate in effect on the date of the transaction.

Foreign exchange differences regarded as an adjustment to borrowing costs are presented in the Statement of Profit and Loss, within finance costs. All other foreign exchange gains and losses are presented in the Statement of Profit and Loss on a net basis within other gains/ (losses).

3.2 Financial instruments**i. Recognition and initial measurement**

Trade receivables are initially recognised at transactional cost and debt securities issued are initially recognised when they are originated. All other financial assets and financial liabilities are initially recognised when the Company becomes a party to the contractual provisions of the instrument.

ii. Classification and subsequent measurement**Financial assets**

Financial assets are not reclassified subsequent to their initial recognition, except if and in the period the Company changes its business model for managing financial assets.

A financial asset is measured at amortised cost if it meets both of the following conditions and is not designated as at FVTPL:

- The asset is held within a business model whose objective is to hold assets to collect contractual cash flows; and
- The contractual terms of the financial asset give rise on specified dates to cash flows that are solely payments of principal and interest on the principal amount outstanding.

Notes forming part of the standalone financial statements for the year ended on March 31, 2024

(All amounts are in INR Lakhs, except as otherwise stated)

All financial assets not classified as measured at amortised cost as described above are measured at FVTPL. This includes all derivative financial assets. On initial recognition, the Company may irrevocably designate a financial asset that otherwise meets the requirements to be measured at amortised cost as at FVTPL, if doing so eliminates or significantly reduces an accounting mismatch that would otherwise arise.

Financial assets : Subsequent measurement and gains and losses

Financial assets at FVTPL: These assets are subsequently measured at fair value. Net gains and losses, including any interest or dividend income, are recognised in the statement of profit and loss.

Financial liabilities: Classification, subsequent measurement and gains and losses

Financial liabilities are classified as measured at amortised cost or FVTPL. A financial liability is classified as at FVTPL if it is classified as held-for-trading, or it is a derivative or it is designated as such on initial recognition. Financial liabilities at FVTPL are measured at fair value and net gains and losses, including any interest expense, are recognised in the Statement of Profit and Loss. Other financial liabilities are subsequently measured at amortised cost using the effective interest method.

Interest expense and foreign exchange gains and losses are recognised in Statement of profit and loss. Any gain or loss on derecognition is also recognised in the Statement of profit and loss.

iii. Derecognition**Financial assets**

The Company derecognises a financial asset when the contractual rights to the cash flows from the financial asset expire. The Company has transferred its rights to receive cash flows from the asset or has assumed an obligation to pay the received cash flows in full without material delay to a third party under a 'pass-through' arrangement; and either (i) the Company has transferred substantially all the risks and rewards of the asset, or (ii) the Company has neither transferred nor retained substantially all the risks and rewards of the asset, but has transferred control of the asset.

If the Company enters into transactions whereby it transfers assets recognised on its balance sheet, but retains either all or substantially all of the risks and rewards of the transferred assets, the transferred assets are not derecognised.

Financial liabilities

The Company derecognises a financial liability when its contractual obligations are discharged or cancelled, or expired.

Notes forming part of the standalone financial statements for the year ended on March 31, 2024

(All amounts are in INR Lakhs, except as otherwise stated)

The Company also derecognises a financial liability when its terms are modified and the cash flows under the modified terms are substantially different. In this case, a new financial liability based on the modified terms is recognised at fair value. The difference between the carrying amount of the financial liability extinguished and the new financial liability with modified terms is recognised in the Statement of Profit and Loss.

iv. Offsetting

Financial assets and financial liabilities are offset and the net amount is presented in the balance sheet when, and only when, the Company currently has a legally enforceable right to set off the amounts and it intends either to settle them on a net basis or to realise the asset and settle the liability simultaneously.

v. Derivative financial instruments

The Company uses foreign currency forward contracts to hedge its risks associated with foreign currency fluctuations relating to certain firm commitments and highly probable forecast transactions. The Company does not hold derivative financial instruments for speculative purposes. Forward contracts are recognised at fair value on the date the contract is entered into and are subsequently remeasured at fair value.

3.3 Property, plant and equipment

i. Recognition and measurement

Items of Property, plant and equipment are measured at cost less accumulated depreciation and accumulated impairment losses, if any.

Cost of an item of Property, plant and equipment comprises its purchase price, including import duties and non-refundable purchase taxes, after deducting trade discounts and rebates, any directly attributable cost of bringing the item to its working condition for its intended use.

If significant parts of an item of property, plant and equipment have different useful lives, then they are accounted for as separate items (major components) of Property, plant and equipment.

Any gain or loss on disposal of an item of Property, plant and equipment is recognised in the Statement of Profit and Loss.

Advances paid towards the acquisition of property, plant and equipment outstanding at each balance sheet date is classified as capital advances under other non-current assets and the cost of assets not put to use before such date are disclosed under 'Capital work-in-progress'.

ii. Subsequent expenditure

Subsequent expenditure is capitalised only if it is probable that the future economic

Notes forming part of the standalone financial statements for the year ended on March 31, 2024

(All amounts are in INR Lakhs, except as otherwise stated)

benefits associated with the expenditure will flow to the Company.

Repairs and maintenance costs are recognized in the Statement of Profit and Loss when incurred.

iii. Depreciation and amortisation

Depreciation is calculated on cost of items of Property, plant and equipment less their estimated residual values over their estimated useful lives using the straight-line method, in case of leasehold improvements, the shorter lease term and is generally recognised in the Statement of Profit and Loss.

The estimated useful lives of PPE are as follows:

Asset	Management estimate of useful life (Years)	Useful life as per Schedule II (Years)
Leasehold Land	99	NA
Buildings	30	30
Building at KINFRA Film and Video Park	40	30
Plant and Machinery	15	15
Plant and Machinery (Ricoh Printers)	5	5
Computer and accessories	3	3

Furniture and office equipment's	10	10
Vehicles	5	8
Lease Hold Improvement	3	3
Tools	3	3

Depreciation method, useful lives and residual values are reviewed at each financial year end and adjusted if appropriate. Based on technical evaluation and consequent advice, the management believes that its estimates of useful lives as given above best represent the period over which management expects to use these assets and are different from those prescribed in Schedule II of the Companies Act, 2013.

Individual Property, Plant and Equipment whose cost does not exceed INR 5,000/- are fully depreciated in the year of acquisition.

Depreciation on additions (disposals) is provided from the month of additions (up to) the date on which asset is ready for use (disposed off).

Leasehold improvements are depreciated over shorter of their useful life or the lease term, unless the entity expects to use the assets beyond the lease term.

The asset's residual values and useful lives are reviewed and adjusted if appropriate, at the end of the reporting period.

An Asset's carrying amount is written down immediately to its recoverable amount if the asset's

Notes forming part of the standalone financial statements for the year ended on March 31, 2024

(All amounts are in INR Lakhs, except as otherwise stated)

carrying amount is greater than its estimated recoverable amount.

The cost and related accumulated depreciation are eliminated from the financial statements upon sale or retirement of the asset and the resultant gains/losses are recognised in the Statement of Profit and Loss. Assets to be disposed off are reported at the lower of the carrying value or the fair value less cost to sell.

Transition to Ind AS

On transition to Ind AS, the Company has elected to continue with the carrying value of all of its property, plant and equipment recognized as at 1st April, 2016 measured as per the previous GAAP and use that carrying value as the deemed cost of such property, plant and equipment.

Leased assets

A Lease is classified at the inception date as a Finance Lease or an Operating Lease . A Lease that transfers Substantially all the risks and rewards incidental to ownership to the Company is classified as Finance Lease. Fixed assets acquired on finance lease have been capitalized at lower of present value of minimum lease payments or fair value. These assets have been depreciated over the useful life of the asset as technically ascertained by the Company.

3.4 Other Intangible assets

i. Recognition and measurement

Other Intangible assets acquired by the Company are initially measured at cost.

Such intangible assets are subsequently measured at cost less accumulated amortisation and any accumulated impairment losses.

Other Intangible assets in the nature of digital assets are capitalized as and when it is completed and ready for commercialization and amortized over a period of revenue earning potential as estimated by the management. Cost of own / co production of animation products and not ready for commercialization as at the year end is carried forward as capital work in progress in the balance sheet as at the year end, if the management is convinced of the commercial viability of the same. Development expenses of animation products that are not considered to be commercially viable are expensed.

Gains or losses arising from derecognition of Other Intangible assets are measured as the difference between the net disposal proceeds and the carrying amount of the asset and are recognized in the statement of profit and loss when the asset is derecognized.

ii. Subsequent expenditure

Subsequent expenditure is capitalised only when it increases the future economic benefits embodied in the specific asset to which it relates. All other expenditure is recognised in the Statement of Profit and Loss as incurred.

Notes forming part of the standalone financial statements for the year ended on March 31, 2024

(All amounts are in INR Lakhs, except as otherwise stated)

iii. Amortisation

Amortisation is calculated to write off the cost of Other Intangible assets less their estimated residual values over their estimated useful lives using the straight-line method, and is included in depreciation and amortisation in Statement of Profit and Loss.

The estimated useful lives are as follows:

Asset	Useful life (Years)
Software	3
Intellectual Property Rights	12

Amortisation method, useful lives and residual values are reviewed at the end of each financial year and adjusted if appropriate.

3.5 Intangible assets under development

An intangible asset arising from development (or from the development phase of an internal project) is being recognised after evaluation of the following factors:

- The technical feasibility of completing the intangible asset so that it will be available for use or sale.
- Its intention to complete the intangible asset and use or sell it.
- Its ability to use or sell the intangible asset.

- How the intangible asset will generate probable future economic benefits. Among other things, the entity can demonstrate the existence of a market for the output of the intangible asset or the intangible asset itself or, if it is to be used internally, the usefulness of the intangible asset.
- The availability of adequate technical, financial and other resources to complete the development and to use or sell the intangible asset.
- Its ability to measure reliably the expenditure attributable to the intangible asset during its development.

3.6 Capital work-in-Progress

Projects under which assets are not ready for their intended use and other capital work-in-progress are carried at cost, comprising direct cost and attributable interest. Once it has become available for use, their cost is reclassified to appropriate caption and subjected to depreciation.

3.7 Investment Property

Investment Property comprises Building that are held for long-term lease rental yields and/or for capital appreciation. Investment properties are initially recognised at cost including transaction costs. Subsequently Investment property comprising Building are carried at cost less accumulated depreciation.

Depreciation on Building is provided over the estimated useful lives (refer note 3.3) as

Notes forming part of the standalone financial statements for the year ended on March 31, 2024

(All amounts are in INR Lakhs, except as otherwise stated)

specified in Schedule II to the Companies Act, 2013.

Investment property is de-recognised when either they have been disposed off or doesn't meet the criteria of Investment Property when the Investment Property is permanently withdrawn from use and no future economic benefit is expected from its disposal.

The difference between the net disposal proceeds and the carrying amount of the asset is recognised in the Statement of Profit and Loss in the period of de-recognition.

3.8 Inventories

Inventories include components, stock in trade, stores, spares & Stand by Units.

The Company is maintaining inventory in two heads i.e. own stock and customer stock.

Inventories of raw material, stock in trade are measured at the lower of cost and net realisable value. Costs of inventory is determined using the weighted average method and cost of inventories comprise all cost of purchase and other cost incurred in bringing them to the present location and condition, net of discounts.

When the stocks are used from the provision made, then the provision is being reversed.

Inventories of stores and spares are valued at lower of cost, net of provision for diminution in the value. Cost is determined on weighted average cost basis.

Net realisable value is the estimated selling price in the ordinary course of business, less the estimated costs of completion and selling expenses.

The Company has changed the policy of providing for Inventory as given below from FY 2021-22 with effect from 1st October 2021.

- a) **Stock-in-Trade:** If materials held as stock for more than 365 days, 50% provision and more than 730 days, 100% Provision will be created on the value of the stock.
- b) **Components and Spares used for Repairs & maintenance Services:** 20% provision will be created on the value of total holding at the end of every year.
- c) **Backup computers / Accessories/ Printers given at customer locations:** These Assets are considered under Inventory in a separate category with a 20% Provision on the value of total holding at the end of every year.
- d) **Consumables:** Consumables are charged as and when issued from the stores. In case of assets given on rent under MPS Division, Consumables will be charged off as and when replaced in the Machine (Against the receipt of the defective item).
- e) **Principal's stock / FOC materials:** Only quantitative count is maintained and not forming part of the Inventory.

Notes forming part of the standalone financial statements for the year ended on March 31, 2024

(All amounts are in INR Lakhs, except as otherwise stated)

3.9 Impairment

i. Impairment of financial instruments

Evidence that a financial asset is credit - impaired includes the following observable data:

- significant financial difficulty of the borrower or issuer;
- a breach of contract such as a default;
- the restructuring of a loan or advance by the Company on terms that the Company would not consider otherwise;
- it is probable that the counter party will enter bankruptcy or other financial reorganisation; or
- the disappearance of an active market for a security because of financial difficulties.

The Company measures loss allowance at an amount equal to lifetime expected credit losses, except for the following, which are measured as 12 month expected credit losses:

- Bank balances for which credit risk (i.e. the risk of default occurring over the expected life of the financial instrument) has not increased significantly since initial recognition.

Loss allowance for trade receivables are always measured at an amount equal to lifetime expected credit losses. Lifetime expected credit losses are the expected

credit losses that result from all possible default events over the expected life of a financial instrument. 12 month expected credit losses are the portion of expected credit losses that result from default events that are possible within 12 months after the reporting date (or a shorter period if the expected life of the instrument is less than 12 months). In all cases, the maximum period considered when estimating expected credit losses is the maximum contractual period over which the Company is exposed to credit risk.

When determining whether the credit risk of a financial asset has increased significantly since initial recognition and when estimating expected credit losses, the Company considers reasonable and supportable information that is relevant and available without undue cost or effort. This includes both quantitative and qualitative information and analysis, based on the Company's historical experience and informed credit assessment and including forward - looking information.

The Company assumes that the credit risk on a financial asset has increased significantly if it is more than 365 days past due.

The Company considers a financial asset to be in default when:

- the borrower is unlikely to pay its credit obligations to the Company in full,

Notes forming part of the standalone financial statements for the year ended on March 31, 2024

(All amounts are in INR Lakhs, except as otherwise stated)

without recourse by the Company to actions such as realising security (if any is held).

- the financial asset is 365 days or more and due.

Measurement of expected credit losses

Expected credit losses are a probability-weighted estimate of credit losses. Credit losses are measured as the present value of all cash shortfalls (i.e. the difference between the cash flows due to the Company in accordance with the contract and the cash flows that the Company expects to receive).

Presentation of allowance for expected credit losses in the Balance Sheet

Loss allowance for financial assets measured at amortised cost are deducted from the gross carrying amount of the assets.

Write-off

The gross carrying amount of a financial asset is written off (either partially or in full) to the extent that there is no realistic prospect of recovery. This is generally the case when the Company determines that the debtor does not have assets or sources of income that could generate sufficient cash flows to repay the amounts subject to the write-off. However, financial assets that are written off could still be

subject to enforcement activities in order to comply with the Company's procedures for recovery of amounts due.

ii. Impairment of non-financial assets

The Company's non-financial assets, other than inventories and deferred tax assets, are reviewed at each reporting date to determine whether there is any indication of impairment. If any such indication exists, then the asset's recoverable amount is estimated. For impairment testing, assets that do not generate independent cash inflows are grouped together into cash-generating units (CGUs). Each CGU represents the smallest group of assets that generates cash inflows that are largely independent of the cash inflows of other assets or CGUs.

The recoverable amount of a CGU (or an individual asset) is the higher of its value in use and its fair value less costs to sell. Value in use is based on the estimated future cash flows, discounted to their present value using a pre-tax discount rate that reflects current market assessments of the time value of money and the risks specific to the CGU (or the asset).

The Company's corporate assets do not generate independent cash inflows. To determine impairment of a corporate asset, recoverable amount is determined for the CGUs to which the corporate asset belongs.

Notes forming part of the standalone financial statements for the year ended on March 31, 2024

(All amounts are in INR Lakhs, except as otherwise stated)

An impairment loss is recognised if the carrying amount of an asset or CGU exceeds its estimated recoverable amount. Impairment losses are recognised in the statement of profit and loss. Impairment loss recognised in respect of a CGU is allocated first to reduce the carrying amount of any goodwill allocated to the CGU, and then to reduce the carrying amounts of the other assets of the CGU (or group of CGUs) on a pro rata basis.

3.10 Employee benefits

Expenses and liabilities in respect of employee benefits are recorded in accordance with Ind AS 19- Employee Benefits.

i. Short-term employee benefits

Short-term employee benefit obligations are measured on an undiscounted basis and are expensed as the related service is provided. A liability is recognised for the amount expected to be paid e.g., under short-term bonus, if the Company has a present legal or constructive obligation to pay this amount as a result of past service provided by the employee, and the amount of obligation can be estimated reliably.

ii. Share-based payment transactions

The grant date fair value of equity settled share-based payment awards granted to employees is recognised as an employee expense, with a corresponding increase in equity, over the period that the employees unconditionally become entitled to the

awards. The amount recognised as expense is based on the estimate of the number of awards for which the related service and non-market vesting conditions are expected to be met, such that the amount ultimately recognised as an expense is based on the number of awards that do meet the related service and non-market vesting conditions at the vesting date.

iii. Defined contribution plans

A defined contribution plan is a post-employment benefit plan under which an entity pays fixed contributions into a separate entity and will have no legal or constructive obligation to pay further amounts. The Company makes specified monthly contributions towards Government administered provident fund scheme and Employees State Insurance Scheme. Obligations for contributions to defined contribution plans are recognised as an employee benefit expense in profit or loss in the periods during which the related services are rendered by employees.

iv. Defined benefit plans

A defined benefit plan is a post-employment benefit plan other than a defined contribution plan. The Company's net obligation in respect of defined benefit plans is calculated separately for each plan by estimating the amount of future benefit that employees have earned in the current and prior periods.

Notes forming part of the standalone financial statements for the year ended on March 31, 2024

(All amounts are in INR Lakhs, except as otherwise stated)

The Company's gratuity plan is partly funded, defined benefit obligation is performed annually by a qualified actuary using the projected unit credit method at each balance sheet date. The defined benefit obligation is determined as the present value of the estimated future cash flows expected to be made by the Company in respect of services rendered by its employees up to the reporting date.

Remeasurements of the net defined benefit liability, which comprise actuarial gains and losses are recognised in OCI. The Company determines the interest expense on the defined benefit liability for the period by applying the discount rate used to measure the defined benefit obligation at the beginning of the annual period to the then defined benefit liability. Interest expense and other expenses related to defined benefit plans are recognised in profit or loss under finance costs and employee benefit expenses respectively.

When the benefits of a plan are changed or when a plan is curtailed, the resulting change in benefit that relates to past service ('past service cost' or 'past service gain') or the gain or loss on curtailment is recognised immediately in profit or loss. The Company recognises gains and losses on the settlement of a defined benefit plan when the settlement occurs.

v. Other long-term employee benefits

The Company's net obligation in respect of long-term employee benefits other than post-employment benefits is the amount of future benefit that employees have earned in return for their service in the current and prior periods; that benefit is discounted to determine its present value, and the fair value of any related assets is deducted. The obligation is measured on the basis of an annual independent actuarial valuation using the projected unit credit method. Remeasurements gains or losses are recognised in the statement of profit and loss in the period in which they arise.

3.11 Revenue recognition

Revenue is recognised to the extent that it is probable that the economic benefits will flow to the Company and the revenue can be reliably measured, regardless of when the payment is being made. Revenue is measured at the fair value of the consideration received or receivable, taking into account contractually defined terms of payment and excluding taxes and duties collected on behalf of the government. The Company has concluded that it is the principal in all of its revenue arrangements since it is the primary obligor in all the revenue arrangements as it has pricing latitude and is also exposed to inventory and credit risks.

Notes forming part of the standalone financial statements for the year ended on March 31, 2024

(All amounts are in INR Lakhs, except as otherwise stated)

The following specific recognition criteria must also be met before revenue is recognised:

IT Services

The Company earns revenue primarily from providing warranty and post warranty services, annual maintenance contract services, on-site support services and other related services. The Company has applied Ind AS 115 which establishes a comprehensive framework for determining whether, how much and when revenue is to be recognised.

Revenue is recognised upon transfer of control of promised services to customers in an amount that reflects the consideration which the Company expects to receive in exchange for those services.

- Revenue from warranty services is recognised on output basis, measured by number of calls processed.
- Revenue from annual maintenance service where the Company is standing ready to provide services is recognised based on time elapsed mode and revenue is straight lined over the period of performance.
- Revenue from others comprises of sale of spares and outsourced manpower supply. The Company recognises the revenue on sale of spares at the point in time when control is transferred to the customer. Revenue in case of outsourced manpower is based on output basis, measured by efforts expended (hours).

- Revenue from scrap sales is recognised at the point in time when control is transferred to the customer.

Contract assets are recognised when there is excess of revenue earned over billings on contracts. Contract assets are classified as unbilled receivables (only act of invoicing is pending) when there is unconditional right to receive cash, and only passage of time is required, as per contractual terms.

Unearned and deferred revenue ("contract liability") is recognised when there is billings in excess of revenues.

In accordance with Ind AS 37, the Company recognises an onerous contract provision when the unavoidable costs of meeting the obligations under a contract exceed the economic benefits to be received.

Disaggregation of revenue

The Company disaggregates revenue from contracts with customers by the geographic location of the customers. The Company believes that this disaggregation best depicts how the nature, amount, timing and uncertainty of our revenues and cash flows are affected by industry, market and other economic factors.

Performance obligations and revenue recognition policies

The following details provides information about the nature and timing of the satisfaction of performance obligations in contracts with customers, including significant payment

Notes forming part of the standalone financial statements for the year ended on March 31, 2024

(All amounts are in INR Lakhs, except as otherwise stated)

terms, and the related revenue recognition policies.

Revenue recognition under Ind AS 115

a. Sale of Goods

Sale is recognised upon transfer of control of promised delivery of goods to the customers, being the point of time when the product / software is delivered and acknowledged by the customer in an amount that reflects the considerations expected to receive in exchange for those products. Revenue is measured based on the transaction price, which is the consideration as specified in the contract with the customer. Revenue also excludes taxes collected from customers.

b. Sale of Services

Revenue is recognised upon transfer of control of promised services to the customers in an amount that reflects the considerations expected to receive in exchange for those products or services. Revenue is measured based on the transaction price, which is the consideration as specified in the contract with the customer. Revenue also excludes taxes collected from customers.

Under fixed price maintenance and support services, the performance obligations relating to the service are satisfied over a period of time and the revenue is recognised on a straight line basis over

the period of contract, net of expected liquidated damages or deductions.

1) Rental Income

Revenue from renting out of movable and immovable properties are recognised on an accrual basis.

2) Interest Income

Interest Income reported on accrual basis using the effective interest method and is included under the head " Other Income" in the statement of Profit and loss.

3) Unbilled Revenue

The Company has contracts with customers ranging from 1 year to 5 years and the billing is done as per billing cycle based on contract terms. Revenue is recognised by the Company on annuity basis. So wherever bills have not been raised revenue is recognised based on the basis of service provided. However, these estimates are reviewed regularly and figures are revised based on subsequent billing.

4) Deferred Income.

Billing is made as per billing cycles agreed with the customers. Wherever billing is made as per contract and the period of such billing has not expired, such revenue for the unexpired period of contract as on the date of recognition is treated as deferred revenue.

Notes forming part of the standalone financial statements for the year ended on March 31, 2024

(All amounts are in INR Lakhs, except as otherwise stated)

3.12 Leases**i) Company as a lessee:**

The Company accounts for each lease component within the contract as a lease separately from non-lease components of the contract and allocates the consideration in the contract to each lease component on the basis of the relative stand-alone price of the lease component and the aggregate stand-alone price of the non-lease components.

The Company recognises a right-of-use asset and a lease liability at the lease commencement date. The right-of-use asset is initially measured at cost, which comprises the initial amount of the lease liability adjusted for any lease payments made at or before the commencement date, plus any initial direct costs incurred and an estimate of costs to dismantle and remove the underlying asset or to restore the underlying asset or the site on which it is located, less any lease incentives received.

The right-of-use asset is subsequently depreciated using the straight-line method from the commencement date to the end of the lease term, unless the lease transfers ownership of the underlying asset to the Company by the end of the lease term or the cost of the right-of-use asset reflects that the Company will exercise a purchase option. In that case the right-of-use asset will be depreciated over the useful life of

the underlying asset, which is determined on the same basis as those of property, plant and equipment. In addition, the right-of-use asset is periodically reduced by impairment losses, if any, and adjusted for certain remeasurements of the lease liability.

The lease liability is initially measured at the present value of the lease payments that are not paid at the commencement date, discounted using the Company's incremental borrowing rate. The Company determines its incremental borrowing rate by obtaining interest rates from various external financing sources that reflects the terms of the lease and type of the asset leased.

The lease payments: included in the measurements of the lease liability comprise the following:

- fixed payments, including in substance fixed payments;
- variable lease payments that depend on an index or rate, initially measured using the index or rate as at the commencement date
- amounts expected to be payable under a residual value guarantee; and
- the exercise price under a purchase option that the Company is reasonably certain to exercise, lease payments in an optional renewal period if the Company is reasonably certain to exercise an extension option, and penalties for

Notes forming part of the standalone financial statements for the year ended on March 31, 2024

(All amounts are in INR Lakhs, except as otherwise stated)

early termination of a lease unless the Company is reasonably certain not to terminate early."

The lease liability is measured at amortised cost using the effective interest method. It is remeasured when there is a change in future lease payments arising from a change in an index or rate, if there is a change in the Company's estimate of the amount expected to be payable under a residual value guarantee, if the Company changes its assessment of whether it will exercise a purchase, extension or termination option or if there is a revised in-substance fixed lease payment.

When the lease liability is remeasured in this way, a corresponding adjustment is made to the carrying amount of the right-of-use asset, or is recorded in Statement of Profit and loss if the carrying amount of the right-of-use asset has been reduced to zero. The Company presents right-of-use assets and lease liabilities separately on the face of the balance sheet.

ii) Short-term leases and low value assets:

The Company has elected not to apply the requirements of Ind AS 116 Leases to short-term leases of all assets that have a lease term of 12 months or less and leases for which the underlying asset is of low value. The lease payments associated with these leases are recognized as an expense on a straight-line basis over the lease term.

iii) Operating leases:

Leases, where the lessor effectively retains substantially all the risks and rewards incidental to ownership of the leased item are classified as operating leases. Payments under operating leases are recognized in the Statement of Profit and Loss on a straight line basis over the term of the lease unless such payments are structured to increase in line with expected general inflation to compensate for the lessor inflationary cost increase.

3.13 Recognition of dividend income, interest income or expense

Dividend income is recognised in the statement of profit and loss on the date on which the Company's right to receive payment is established.

Interest income or expense is recognised using the effective interest method.

The 'effective interest rate' is the rate that exactly discounts estimated future cash payments or receipts through the expected life of the financial instrument to:

- the gross carrying amount of the financial asset; or
- the amortised cost of the financial liability.

In calculating interest income and expense, the effective interest rate is applied to the gross carrying amount of the asset (when the asset is not credit-impaired) or to the amortised cost of the liability. However, for financial assets that

Notes forming part of the standalone financial statements for the year ended on March 31, 2024

(All amounts are in INR Lakhs, except as otherwise stated)

have become credit-impaired subsequent to initial recognition, interest income is calculated by applying the effective interest rate to the amortised cost of the financial asset. If the asset is no longer credit-impaired, then the calculation of interest income reverts to the gross basis.

3.14 Income tax

Income tax comprises current and deferred tax. It is recognised in the statement of profit and loss except to the extent that it relates to a business combination or to an item recognised directly in equity or in other comprehensive income respectively.

i. Current tax

Current tax comprises the expected tax payable or receivable on the taxable income or loss for the year and any adjustment to the tax payable or receivable in respect of previous years. The amount of current tax reflects the best estimate of the tax amount expected to be paid or received after considering the uncertainty, if any, related to income taxes. It is measured using tax rates (and tax laws) enacted or substantively enacted by the Balance sheet date.

Current tax assets and current tax liabilities are offset only if there is a legally enforceable right to set off the recognised amounts, and it is intended to realise the asset and settle the liability on a net basis or simultaneously.

ii. Deferred tax

Deferred tax is recognised in respect of temporary differences between the carrying amounts of assets and liabilities for financial reporting purposes and the corresponding amounts used for taxation purposes. Deferred tax is also recognised in respect of carried forward tax losses and tax credits, if any. Deferred tax is not recognised for:

- temporary differences arising on the initial recognition of assets or liabilities in a transaction that is not a business combination and that affects neither accounting nor taxable profit or loss at the time of the transaction;
- temporary differences related to investments in subsidiaries, associates and joint arrangements to the extent that the Company is able to control the timing of the reversal of the temporary differences and it is probable that they will not reverse in the foreseeable future.
- taxable temporary differences arising on the initial recognition of goodwill.

Unrecognised deferred tax assets are re-assessed at each reporting date and are recognised to the extent that it is probable that future taxable profits will be available against which they can be used. Deferred tax assets are reviewed at each reporting date and are recognised/ reduced to the extent that it is probable/ no longer

Notes forming part of the standalone financial statements for the year ended on March 31, 2024

(All amounts are in INR Lakhs, except as otherwise stated)

probable respectively that the related tax benefit will be realised.

Deferred tax is measured at the tax rates that are expected to apply to the period when the asset is realised or the liability is settled, based on the laws that have been enacted or substantively enacted by the reporting date.

The measurement of deferred tax reflects the tax consequences that would follow from the manner in which the Company expects, at the reporting date, to recover or settle the carrying amount of its assets and liabilities.

Deferred tax assets and liabilities are offset if there is a legally enforceable right to offset current tax liabilities and assets, and they relate to income taxes levied by the same tax authority on the same taxable entity, or on different tax entities, but they intend to settle current tax liabilities and assets on a net basis or their tax assets and liabilities will be realised simultaneously.

Deferred tax assets include Minimum Alternative Tax (MAT) paid in accordance with the tax laws in India, to the extent it would be available for set off against future current income tax liability. Accordingly, MAT is recognised as deferred tax asset in the balance sheet when the asset can be measured reliably and it is probable that the future economic benefit associated with the asset will be realised.

3.15 Earnings per share

Basic Earnings per share is computed by dividing profit or loss attributable to equity shareholders of the Company by the Weighted average number of equity shares outstanding during the year.

Diluted EPS amounts are calculated by dividing the profit attributable to equity holders of the Company (after adjusting for interest on the convertible preference shares, if any) by the weighted average number of equity shares outstanding during the year plus the weighted average number of equity shares that would be issued on conversion of all the dilutive potential equity shares into equity shares. Dilutive potential equity shares are deemed converted as of the beginning of the period, unless issued at a later date. Dilutive potential equity shares are determined independently for each period presented.

3.16 Cash and cash equivalents

Cash and cash equivalents comprise of cash on hand and balance with Bank including short-term deposits with an original maturity of three months or less, which are subject to an insignificant risk of changes in value. Other Bank deposits which are not in the nature of cash and cash equivalents with a maturity period of more than three months are classified as other Bank balances.

Notes forming part of the standalone financial statements for the year ended on March 31, 2024

(All amounts are in INR Lakhs, except as otherwise stated)

3.17 Cash flows

Cash flows are reported using the indirect method, whereby profit before tax is adjusted for the effects of transactions of a non-cash nature and any deferrals or accruals of past or future cash receipts or payments. The cash flows from regular revenue generating, financing and investing activities of the Company are segregated. Cash flows in foreign currencies are accounted at average monthly exchange rates that approximate the actual rates of exchange prevailing at the dates of the transactions. In the cash flow statement, cash and cash equivalents includes cash in hand, cheques on hand, balances with banks in current accounts and other short-term highly liquid investments with original maturities of 3 months or less, as applicable.

3.18 Borrowing costs

Borrowing costs are interest and other costs (including exchange differences relating to foreign currency borrowings to the extent that they are regarded as an adjustment to interest costs) incurred in connection with the borrowing of funds. Borrowing costs directly attributable to acquisition or construction of an asset which necessarily take a substantial period of time to get ready for their intended use or sale are capitalised as part of the cost of that asset. Other borrowing costs are recognised as an expense in the period in which they are incurred.

3.19 Dividend to share holders

Final dividend distributed to Equity share holders is recognised in the period in which it is approved by the members of the Company in the Annual General Meeting. Final dividend net of divided distribution tax are recognised in the Statement of Changes in Equity.

3.20 Business combinations

In accordance with Ind AS 101 provisions related to first time adoption, the Company has elected to apply Ind AS accounting for business combinations prospectively from 1 April 2015. As such, Indian GAAP balances relating to business combinations entered into before that date, have been carried forward.

Business combinations involving entities under the common control are accounted for using the pooling of interest method. The assets and liabilities of the combining entities are reflected at their carrying amounts. No adjustments are made to reflect fair values, or recognise any new assets or liabilities. The only adjustments that are made are to harmonise accounting policies.

The identity of the reserves shall be preserved and shall appear in the financial statements of the transferee in the same form in which they appeared in the financial statements of the transferor. Any consideration in excess of the net worth of the acquire Company is adjusted against the reserves of the acquiring Company.

Notes forming part of the standalone financial statements for the year ended on March 31, 2024

(All amounts are in INR Lakhs, except as otherwise stated)

Previous year's figure have been regrouped, recasted and rearranged wherever necessary, to suite the current period layout.

3.21 Provisions and Contingencies**Provision:**

A provision is recognised if, as a result of a past event, the Company has a present legal or constructive obligation that can be estimated reliably, and it is probable that an outflow of economic benefits will be required to settle the obligation. If the effect of the time value of money is material, Provisions are determined by discounting the expected future cash flows (representing the best estimate of the expenditure required to settle the present obligation at the balance sheet date) at a pre-tax rate that reflects current market assessments of the time value of money and the risks specific to the liability. The increase in the provision due to the passage of time is recognised as interest expense. The unwinding of the discount is recognised as finance cost. Expected future operating losses are not provided for.

Contingent Liability:

A contingent liability is a possible obligation that arises from past events whose existence will be confirmed by the occurrence or non-occurrence of one or more uncertain future events not wholly within the control of the Group or a present obligation that is not recognised because it is not probable that an outflow of resources will be required to settle

the obligation or it cannot be measured with sufficient reliability. Contingent liabilities are disclosed by way of notes to the financial statement. Provision is made in the accounts in respect of those liabilities which are likely to materialize after the year end, till the finalization of accounts and have material effect on the position stated in the Balance sheet.

Contigent Asset:

Contingent assets are neither recognized not disclosed in the financial statements as a matter of prudence.

3.22 Securities Premium

Where the Company issues shares at premium, whether for cash or otherwise, a sum equal to the aggregate amount of premium received on those shares shall be transferred to " Securities Premium". The Company may issue fully paid up bonus shares to its members out of the securities premium and the Company can use this reserve for buy back of shares.

3.23 General Reserve

General reserve is created out of the profits earned by the Company by way of transfer from surplus in the Statement of profit and loss. The Company can use this reserve for payment of dividend and issue fully paid up and allot paid up bonus shares.

3.24 Trade Receivable

The Company applies approach permitted by Ind AS 109 Financial Instruments,

Notes forming part of the standalone financial statements for the year ended on March 31, 2024

(All amounts are in INR Lakhs, except as otherwise stated)

which requires expected lifetime losses to be recognised from initial recognition of receivables.

Default is considered to exist when the counter party fails to make the contractual payment within the Contractual period. A trade receivable is considered to be credit impaired when the management considers the amount to be non recoverable.

Significant increase in credit risk is said to have occurred when the recoverability has not occurred post 365 days of becoming due. Receivables are provided for 50% in the books, if the dues are unpaid for more than 365 days, 100% of value of receivable if the dues are unpaid for more than 730 days.

The Company is writing off the provision permanently as "Bad debt" periodically based on the case to case assessment after testing the recoverability.

3.25 Measurement of fair values

A number of the Company's accounting policies and disclosures require the measurement of fair values, for both financial and non-financial assets and liabilities.

The Company has an established framework with respect to the measurement of fair values. The Company regularly reviews significant unobservable inputs and valuation adjustments. If third party information, is used to measure fair values, then the Company assesses the evidence obtained from the third

parties to support the conclusion that these valuation meet the requirements of Ind AS, including the level in the fair value hierarchy in which the valuations should be classified.

Fair values are categorised into different levels in a fair value hierarchy based on the inputs used in the valuation techniques as follows:

- Level 1: Quoted prices (unadjusted) in active markets for identical assets or liabilities.
- Level 2: Inputs other than quoted prices included in Level 1 that are observable for the asset or liability, either directly (i.e., as prices) or indirectly (i.e., derived from prices).
- Level 3: Inputs for the asset or liability that are not based on observable market data (unobservable inputs).

When measuring the fair values of an asset or a liability, the Company uses observable market data as far as possible. If the inputs used to measure the fair value of an asset or a liability fall into different levels of the fair value hierarchy, then the fair value measurement is categorised in its entirety in the same level of the fair value hierarchy as the lowest level input that is significant to the entire measurement.

The Company recognises transfer between levels of the fair value hierarchy at the end of the reporting period during which the change has occurred.

Notes forming part of the standalone financial statements for the year ended on March 31, 2024
(All amounts are in INR Lakhs, except as otherwise stated)

4 Property, plant and equipment

Particulars	Buildings	Land	Lease Hold Improvement	Plant and Equipment	Office equipment	Computer + Data Processing Equipment	Furniture and fixtures	Tools	Vehicles *	Total
Gross carrying value										
As at 1 April 2022	273.86	1,907.02	23.98	1,273.68	40.58	67.94	132.98	-	97.94	3,817.98
Additions	13.31	-	0.13	603.14	71.13	14.66	25.96	-	7.90	736.24
Conversion into Stock-in-trade	-	-	-	(22.67)	-	-	-	-	-	(22.67)
Other Transfers (Refer Note (ii) below)	-	(12.77)	-	-	-	-	-	-	-	(12.77)
Disposals / write-off	-	(52.15)	-	(119.29)	-	-	-	-	(13.16)	(184.60)
As at 31 March 2023	287.17	1,842.10	24.12	1,734.86	111.70	82.60	158.94	-	92.69	4,334.18
Additions	9.03	-	1.20	189.04	9.61	16.27	6.73	11.02	76.02	318.91
Conversion to stock	-	-	(0.13)	-	-	-	-	0.13	-	-
Disposals / write-off	-	-	-	(474.47)	(2.14)	-	(1.39)	-	(28.11)	(606.11)
As at 31 Mar 2024	296.20	1,842.10	25.18	1,449.42	119.18	98.87	164.27	11.15	140.59	4,146.97
Depreciation										
As at 1 April 2022	29.20	-	12.73	531.46	13.34	37.03	86.15	-	79.22	789.13
Additions	13.43	-	6.06	306.56	13.36	14.43	8.66	-	10.50	372.99
Conversion into Stock-in-trade	-	-	-	(1.54)	-	-	-	-	-	(1.54)
Disposals / write-off	-	-	-	(52.76)	-	-	-	-	(10.29)	(63.05)
As at 31 March 2023	42.63	-	18.79	783.71	26.70	51.46	94.81	-	79.42	1,097.52
Additions	26.98	-	2.08	216.31	20.23	15.21	8.27	3.39	15.41	307.88
Conversion to stock	-	-	(0.02)	-	-	-	-	0.02	-	-
Disposals / write-off	-	-	-	(320.02)	(2.03)	-	(0.12)	-	(26.70)	(348.87)
As at 31 Mar 2024	69.61	-	20.85	680.00	44.90	66.67	102.96	3.41	68.13	1,056.53
Carrying amount (Net)										
As at 31 March 2023	244.54	1,842.10	5.32	951.15	85.00	31.14	64.13	-	13.27	3,236.65
As at 31 Mar 2024	226.59	1,842.10	4.33	769.42	74.28	32.20	61.31	7.74	72.47	3,090.44

* Details of vehicle (1 No) hypothecated with Federal Bank towards security as per details given below:

Particulars	Sunday, March 31, 2024		Friday, March 31, 2023	
	Gross Block	Net Block	Gross Block	Net Block
Motor car	83.92	72.27	7.90	7.65
Total	83.92	72.27	7.90	7.65

Note:

- (i) Reclassification of items between Property, plant and Equipment and Investment Property amounting to Rs.12.77 Lakhs as per provisions of Ind AS 40 at the beginning of Financial year 2022-23.
- (ii) There are no proceedings that has been initiated or pending against the Company under the Prohibition of Benami Transactions Act, 1988 as amended as the Company does not hold any benami properties.

Notes forming part of the standalone financial statements for the year ended on March 31, 2024
(All amounts are in INR Lakhs, except as otherwise stated)
5 Capital Work- In- Progress

Gross carrying amount	Amount
As at 1 April 2022	4,087.72
Additions	82.44
Capitalised during the year	(4,164.60)
As at 31 March 2023	5.56
Additions	7.81
Capitalised during the year	(6.89)
As at 31 March 2024	6.48

Capital work-in-progress ageing schedule for the year ended March 31, 2024 :

Particulars	Amount of CWIP for the period of				
	less than 1 year	1-2 year	2-3 years	> 3 years	Total
As at 1 April 2023	5.56	-	-	-	5.56
Capitalised during the year	(5.56)				(5.56)
Additions during the year	6.48				6.48
As at 31 March 2024	6.48	-	-	-	6.48

Capital work-in-progress ageing schedule for the year ended March 31, 2023 :

Particulars	Amount of CWIP for the period of				
	less than 1 year	1-2 year	2-3 years	> 3 years	Total
As at 1 April 2022	353.45	1,739.37	1,977.24	17.67	4,087.72
Capitalised during the year	(430.33)	(1,739.37)	(1,977.24)	(17.67)	(4,164.60)
Additions during the year	82.44	-	-	-	82.44
As at 31 March 2023	5.56	-	-	-	5.56

Notes forming part of the standalone financial statements for the year ended on March 31, 2024
(All amounts are in INR Lakhs, except as otherwise stated)
6 Investment Property

Particulars	Buildings	Land	Lease Hold Land	Total
Gross carrying value				
As at 1 April 2022	134.19	1,213.91	-	1,348.10
Additions (Refer Note (i) below)	3,612.47	328.63	77.27	4,018.37
Disposals / write-off	-	-	-	-
Other Transfers (Refer Note (ii) below)	-	12.77	-	12.77
As at 31 March 2023	3,746.66	1,555.31	77.27	5,379.24
Additions	-	-	-	-
Disposals / write-off	-	-	-	-
As at 31 Mar 2024	3,746.66	1,555.31	77.27	5,379.24
Depreciation				
As at 1 April 2022	80.93	-		80.93
Additions	99.77		1.92	101.69
Disposals / write-off	-		-	-
As at 31 March 2023	180.70	-	1.92	182.62
Additions	91.58		1.00	92.58
Disposals / write-off	-		-	-
As at 31 Mar 2024	272.27	-	2.92	275.20
Carrying amount (net)				
As at 31 March 2023	3,565.96	1,555.31	75.35	5,196.62
As at 31 March 2024	3,474.38	1,555.31	74.34	5,104.04

Note

- (i) Interest amount incurred during the construction period amounting to INR 397.74 Lakh has been capitalised during the year 2022-23 under Buildings as per provision of Ind AS 23.
- (ii) Reclassification of items between Property, plant and Equipment and Investment Property amounting to Rs.12.77 Lakh applied as per provisions of Ind AS 40 at the beginning of Financial year 2022-23.
- (iii) Building Includes building on lease hold land amounting to INR 3608.23 Lakh.

Notes forming part of the standalone financial statements for the year ended on March 31, 2024
(All amounts are in INR Lakhs, except as otherwise stated)

Particulars	For the year ended March 31, 2024	For the year ended March 31, 2023
Amounts recognised in the Statement of Profit and Loss account for Investment Property		
Rental Income - Freehold building on leasehold land	510.14	405.40
Direct operating expenses from Property that generated rental income	214.83	163.88
Profit from Investment Property before depreciation	295.32	241.52
Depreciation and amortisation	92.58	99.77
Profit from Investment Property after depreciation	202.74	141.75

Land and Building

Fair Value	As at March 31, 2024	As at March 31, 2023
Land	2,170.88	2,058.56
Building	3,572.71	3,587.26

7 Leases
Leases as lessee (Ind AS 116)

i. Right -of- Use Assets	As at March 31, 2024	As at March 31, 2023
Opening Balance	305.40	340.96
Additions during the year	574.22	211.00
Less: Amortisation for the year	245.79	212.86
Less: Disposals	-	33.70
Closing Balance	633.83	305.40
ii. Lease Liability	As at March 31, 2024	As at March 31, 2023
Opening Balance	391.61	449.07
Additions during the year	574.22	211.00
Less: Payments during the year	242.96	218.69
Less: Disposals including adjustments	-	49.77
Closing Balance	722.87	391.61

Notes forming part of the standalone financial statements for the year ended on March 31, 2024
(All amounts are in INR Lakhs, except as otherwise stated)
8 Other Intangible Assets

Particulars	Software License	Intangible Assets - Intellectual Property Rights (Refer Note 1 below)	Total
Deemed cost / Cost (Gross carrying amount)			
As at 1 April 2022	210.84	1,769.45	1,980.28
Additions	5.04	-	5.04
Disposals / write-off	-	-	-
As at 31 March 2023	215.88	1,769.45	1,985.33
Additions	0.63	-	0.63
Disposals / write-off	-	-	-
As at 31 Mar 2024	216.51	1,769.45	1,985.96
Amortisation			
As at 1 April 2022	173.98	1,696.82	1,870.80
Additions	11.67	2.02	13.69
Disposals / write-off	-	-	-
As at 31 March 2023	185.65	1,698.84	1,884.49
Additions	12.58	-	12.58
Disposals / write-off	-	-	-
As at 31 Mar 2024	198.23	1,698.84	1,897.07
Carrying amount (net)			
As at 31 March 2023	30.23	70.61	100.84
As at 31 March 2024	18.28	70.61	88.89

Note:
1 Impairment of Assets

In the opinion of the management, there is no impairment as on the date of the balance sheet in the value of the carrying cost of Intellectual Property Rights (IPR) of the Company within the meaning of Ind AS 36 on Impairment of Assets issued under Companies (Accounting Standards) Rules 2015, considering the revenue earning potential of the assets.

Notes forming part of the standalone financial statements for the year ended on March 31, 2024
(All amounts are in INR Lakhs, except as otherwise stated)
9 Intangible assets under development

Cost	Amount
As at April 1, 2022	-
Additions during the year	25.78
As at March 31, 2023	25.78
Additions during the year	90.53
As at March 31, 2024	116.32

Refer Note No 3.5 of Accounting Policy

The above amounts represents the cost of manpower resources incurred for the CRM software under development for in-house use.

Ageing Schedule as on March 31, 2024

Particulars	Period				Total
	Less than 1 year	1-2 years	2-3 years	More than 3 years	
Capitalised Amount	90.53	25.78	-	-	116.32
As at March 31, 2024	90.53	25.78	-	-	116.32

- (i) None of the intangible assets under development are suspended.
- (ii) There is no CWIP whose completion is overdue or has exceeded its cost compared to its original plan as of 31 March 2024 and 31 March 2023.

10 Financial Assets
A. Non-current investments

Particulars	As at March 31, 2024	As at March 31, 2023
(I) Unquoted Investments in Equity shares of Subsidiaries carried at cost		
Accel Media Ventures Limited - 40,05,500 Equity shares of Rs.10/- each (Prev. year 40,05,500 equity share of Rs. 10/- each)	442.77	442.77
Accel OEM Appliances Limited- Nil (Prev. Year : 9,80,070 Equity shares of Rs.10/- each) - Refer Note No. 2 below	-	98.01
Cetronics Technologies Private Ltd. - 5,00,000 Equity shares of Rs.10/- each (Prev. year 5,00,000 equity share of Rs. 10/- each)	69.50	69.50

Notes forming part of the standalone financial statements for the year ended on March 31, 2024
(All amounts are in INR Lakhs, except as otherwise stated)

Particulars	As at March 31, 2024	As at March 31, 2023
(ii) Unquoted Investment in Preference shares of Subsidiary measured at fair value through Statement of Profit and loss		
Accel Media Ventures Limited - 26,09,000 Preference shares of Rs.10/- each (Prev. year 26,09,000 equity share of Rs. 10/- each)	116.17	116.17
(iii) Unquoted Investment in Equity shares of Associate carried at cost		
Secureinteli Technologies Private Limited - 173,900 Equity shares of Rs.10/- each (Prev. year 1,73,900 equity share of Rs. 10/- each)(Refer Note 45)	487.79	487.79
Total	1,116.23	1,214.23

Note:

- The Company during the financial year 2019-20 made an investment of 26,09,000 6 % cumulative redeemable preference shares (face value of Rs.10/- per share). The Investment has been fair valued in accordance with the provisions of Ind AS 109 and the equity component of Rs.116.17 Lakhs has been disclosed above and the debt component of Rs.243.91 Lakhs (31 March 2023 : Rs. 226.94 Lakhs) has been disclosed separately under Note 11 (Also refer Note 40B)
- The Company has made investments of 9,00,000nos of equity shares in the year 2019 and 80,070nos of equity shares in the year 2019 which consists 100% Subsidiary Company M/s. Accel OEM Appliances Limited to the extent of Rs.98.01 Lakhs (previous year Rs.98.01 Lakhs) and the loss on account of the residual value of the investment is written off to the extent of Rs.46.01 Lakhs and has been shown in the accompanying Standalone Financial Results as an exceptional item. Though the company had carried these investments at cost and did not envisage diminution in value till 31 March 2023 ; however decided to strike off the company and has made an application on dated 30.04.2024 to Registrar of Companies for Striking off the name under Fast Track Exit mode as prescribed in the Companies Act, 2013.
- The company's unquoted investments are not held for trading but for long term strategic purposes. The company believes that recognising short term fluctuations in the fair value of these investments in profit & loss would not be consistent with the company's strategy of holding these investments for a long term and realising the potential in the long term.
- The management believes that the expected benefits from these investments , will take a longer than earlier estimates due to various changes that have occurred in business conditions The management believes that the carrying amounts are lower than the recoverable amounts based on discounted value of the future cash flows to be generated and there won't be any impairment in the long run.

Notes forming part of the standalone financial statements for the year ended on March 31, 2024
(All amounts are in INR Lakhs, except as otherwise stated)
B. Other Non-current investments

Particulars	As at March 31, 2024	As at March 31, 2023
(iv) Quoted Investment in Equity shares measured at fair value through Statement of Profit and loss		
Pittsburgh Iron and Steels Limited (Formerly S & Y Mills Limited) -500 Equity shares of Rs.10/- each (Prev. year 500 equity share of Rs. 10/- each)	0.00	0.00
NIIT Limited - 1,000 Equity shares of Rs.2/- each (Prev. year 1,000 equity share of Rs. 10/- each) (Market value as at 31 March 2024 (Source BSE) : Rs.1.05 lakhs)	1.06	3.26
NIIT Learning Systems Ltd - 1000 Equity Shares of Rs 2/- Each (market value as at 31st march 2024 (source BSE) : Rs. 5.05 Lakhs) (NIIT Limited CLG division demerged into NIIT Learning Systems Ltd. based on NCLT order and consequently allotted 1000 nos shares of face value of Rs 2/- without any consideration)	5.05	-
Total	6.11	3.26
Total Investment	1,122.33	1,217.50

11 Loans
A. Non-current

Particulars	As at March 31, 2024	As at March 31, 2023
(a) Loans to Related party		
Loans receivables considered good -unsecured (measured at fair value through Statement of Profit and loss)		
Debt component of Investment in Preference Shares of Subsidiary (Refer Note 40B)	243.91	216.94
	243.91	216.94
(b) Loans to Others		
Loans Receivables -credit impaired- unsecured		
Other Loans-refer note 47:	329.00	329.00
Less : Allowance for credit impaired	329.00	160.00
	-	169.00
Total Non-Current	243.91	385.94

Notes forming part of the standalone financial statements for the year ended on March 31, 2024

(All amounts are in INR Lakhs, except as otherwise stated)

Particulars	As at March 31, 2024	As at March 31, 2023
(B) Current		
Loans to Related party *		
Loans receivables considered good -unsecured		
Loans to Subsidiaries (Refer Note 40B)	254.83	148.15
Total Current	254.83	148.15

* Represents loans given to subsidiaries on account of working capital requirements and the same are repayable on demand.

12 Other Financial Assets

Particulars	As at March 31, 2024	As at March 31, 2023
(i) Non-Current		
(Unsecured, considered good, carried at amortised cost)		
Security deposits	59.50	59.66
Bank deposits with more than 12 months maturity (Refer note (i) below)	66.71	184.60
(Unsecured, considered good ,measured at fair value through Statement of Profit and loss)		
Rental deposits	109.99	113.53
Total	236.19	357.79

Note:

- i. These balances represent interest-bearing margin money deposits given as lien to obtain bank guarantees. They are issued to customers as collateral for the execution of contracts. These balances are restricted and are therefore not available for general use by the Company.

Particulars	As at March 31, 2024	As at March 31, 2023
(ii) Current		
(Unsecured, considered good ,carried at amortised cost)		
Earnest Money Deposit	68.95	75.62
Unbilled revenue	1,067.43	747.08
Interest accrued on Fixed Deposits	20.32	15.31
Rental Deposits	29.05	35.94
Other Advances	10.74	19.73
Total	1,196.48	893.69

Notes forming part of the standalone financial statements for the year ended on March 31, 2024
(All amounts are in INR Lakhs, except as otherwise stated)
13 Deferred Tax Asset/ (Liability)

Particulars	As at March 31, 2024	As at March 31, 2023
Deferred Tax Assets:		
Right of use or lease liabilities	201.10	108.95
Fair valuation of security deposits etc	27.01	20.51
Unabsorbed business loss and Unabsorbed depreciation	-	144.26
Provision for Employee benefit	109.09	-
Deffered Tax Liabilities:		
Property, plant, Equipment and Other intangible Assets	(272.71)	(186.19)
Fair valuation of security deposits etc	(31.51)	(23.60)
MAT Credit Entitlement:		
MAT Credit Entitlement (Refer Note Below)	736.14	736.14
Total	769.13	800.08

The below table represents the yearwise breakup of unutilised MAT credit:

Assessment Year	As at March 31, 2024	As at March 31, 2023
2014-15	255.00	255.00
2017-18	29.88	29.88
2021-22	157.81	157.81
2022-23	138.45	138.45
2023-24	155.00	155.00
Total	736.14	736.14

14 Income Tax Assets-Net

Particulars	As at March 31, 2024	As at March 31, 2023
Tax Deducted at Source	2,250.60	1,890.69
Provision for Taxation	(1,083.87)	(990.52)
Total	1,166.73	900.16

Notes forming part of the standalone financial statements for the year ended on March 31, 2024
(All amounts are in INR Lakhs, except as otherwise stated)
15 Other assets (unsecured, considered good)

Particulars	As at March 31, 2024	As at March 31, 2023
Non-current		
Balance with Government authorities	52.23	52.03
Prepaid expenses	96.00	89.16
Capital advances*	100.62	-
Total	248.85	141.19
Current		
Balance with Government authorities	0.00	9.94
Prepaid expenses	128.67	86.18
Advance to suppliers	11.99	132.92
Other receivables	1.15	155.32
Total	141.81	384.36

* Capital advance includes advance paid for 2 acres land for possession of KINFRA project.

16 Inventories

Particulars	As at March 31, 2024	As at March 31, 2023
Stores and spares	927.64	706.55
Less: Provision for Inventory obsolescence	(173.51)	(132.59)
Total	754.13	573.96
Refer Note No 3.8 of Accounting Policy		
Goods in transit	-	60.01
Total	754.13	633.97

Inventories have been hypothecated to the Banks for working capital facilities availed. The value of inventories were neither written down in the current year nor previous years. Further, provisions are made based on the ageing of the inventories as per Company's policy.

Notes forming part of the standalone financial statements for the year ended on March 31, 2024
(All amounts are in INR Lakhs, except as otherwise stated)
17 Trade receivables

Particulars	As at March 31, 2024	As at March 31, 2023
(a) Receivables unsecured considered good	3,418.89	3,867.85
(b) Receivables which have significant increase in credit risk	232.40	120.15
(c) Receivables - credit impaired	-	-
	3,651.29	3,988.00
Less : Allowance for Expected Credit Loss	(232.40)	(120.15)
Net trade receivables	3,418.89	3,867.85

Ageing Schedule as on 31 March 2024

Particulars	Outstanding for the following periods from the due date of payment as on 31 March 2024					
	Less than 6 months	6 months - 1 year	1-2 years	2-3 years	More than 3 years	Total
Undisputed Trade receivables – considered good	3,153.09	133.61	98.12	-	34.08	3,418.89
Total	3,153.09	133.61	98.12	-	34.08	3,418.89

Ageing Schedule as on 31 March 2023

Particulars	Outstanding for the following periods from the due date of payment as on 31 March 2023					
	Less than 6 months	6 months - 1 year	1-2 years	2-3 years	More than 3 years	Total
Undisputed Trade receivables – considered good	3,213.41	360.78	245.10	48.56	-	3,867.85
Total	3,213.41	360.78	245.10	48.56	-	3,867.85

Notes forming part of the standalone financial statements for the year ended on March 31, 2024
(All amounts are in INR Lakhs, except as otherwise stated)
18 Cash and cash equivalents

Particulars	As at March 31, 2024	As at March 31, 2023
Cash in hand	6.09	3.61
Balance with Banks:		
- In current accounts	191.45	292.93
- Fixed deposits (less than three months maturity)	716.77	-
Total	914.31	296.54

19 Bank Balances other than Cash and Cash equivalents

Particulars	As at March 31, 2024	As at March 31, 2023
Fixed Deposit held for Margin Money (Refer Note 1 below)	49.99	33.94
Unpaid Dividend Account (Refer Note 2 below)	5.25	3.77
Total	55.23	37.71

Note :

- These balances represent interest-bearing margin money deposits given as lien to obtain bank guarantees. They are issued to customers as collateral for the execution of contracts.
These balances are restricted and are therefore not available for general use by the Company.
- Unpaid Dividend amounting to INR 1.83 lakhs will be transferred to Investor Education and Protection Fund during 2024-25.

20 Share capital

Particulars	As at March 31, 2024	As at March 31, 2023
Authorised		
14,25,00,000 (31 March 2023: 14,25,00,000) number of equity shares of Rs. 2/- each	2,850.00	2,850.00
50,00,000 (31 March 2023: 50,00,000) number of 10% Cumulative Redeemable Preference shares of Rs. 10/- each	500.00	500.00
Issued, Subscribed and fully paid-up		
5,75,72,401 (31 March 2023: 5,73,17,401) number of equity shares of Rs.2/- each fully paid up	1,151.45	1,151.45

Notes forming part of the standalone financial statements for the year ended on March 31, 2024
(All amounts are in INR Lakhs, except as otherwise stated)
Reconciliation of the shares outstanding at the beginning and at the end of the reporting period

Particulars	As at March 31, 2024		As at March 31, 2023	
	No. of Shares	Amount	No. of Shares	Amount
Equity shares				
At the commencement of the year	5,75,72,401	1,151.45	5,73,17,401	1,146.35
Issued during the year	-	-	2,55,000	5.10
Closing Balance	5,75,72,401	1,151.45	5,75,72,401	1,151.45

Particulars of shareholding of Promoters

Particulars	As at 31 March 2024		As at 31 March 2023		Changes in Holdings
	No. of Shares	% of total shares in class	No. of Shares	% of total shares in class	% of share Holding
N R Panicker	2,32,81,032	40.44%	2,32,81,032	40.44%	0.00%
Sreekumari Panicker	47,49,778	8.25%	47,49,778	8.25%	0.00%
Shruthi Panicker	65,06,851	11.30%	65,06,851	11.30%	0.00%
Harikrishna R	66,98,000	11.63%	66,98,000	11.63%	0.00%
Total	4,12,35,661	71.62%	4,12,35,661	71.62%	0.00%

Particulars of shareholder holding more than 5% shares of a class of shares

Particulars	As at 31 March 2024		As at 31 March 2023		Changes in Holdings
	No. of Shares	% of total shares in class	No. of Shares	% of total shares in class	% of share Holding
N R Panicker	2,32,81,032	40.44%	2,32,81,032	40.44%	0.00%
Sreekumari Panicker	47,49,778	8.25%	47,49,778	8.25%	0.00%
Shruthi Panicker	65,06,851	11.30%	65,06,851	11.30%	0.00%
Harikrishna R	66,98,000	11.63%	66,98,000	11.63%	0.00%
Total	4,12,35,661	71.62%	4,12,35,661	71.62%	0.00%

Notes forming part of the standalone financial statements for the year ended on March 31, 2024

(All amounts are in INR Lakhs, except as otherwise stated)

Rights, preferences and restrictions attached to equity shares

Equity shares

- (i) The Company has only one class of equity shares having a par value of Rs.2/- per share. Each holder of equity shares is entitled to one vote per share. The Company declares and pays dividend in Indian Rupees.
- (ii) In the event of the liquidation of the Company, the holder of equity share will be entitled to receive the remaining assets of the Company, after distribution of all preferential amounts. The distribution will be proportionate to the number of equity shares held by the shareholders.

Capital management policies and procedures

The Company's capital management objectives are:

- to safeguard the Company's ability to continue as a going concern, and continue to provide optimum returns to the shareholders and all other stakeholders by building a strong capital base.
- to maintain an optimum capital structure to reduce the cost of capital.

In order to maintain or adjust the capital structure, the Company may adjust the return capital to shareholders, issue new shares, or sell investments / other assets to reduce debt.

For the purpose of the Company's capital management, capital includes issued equity capital and all other equity reserves attributable to the equity holders plus its borrowings and cash credit facility, if any, less cash and cash equivalents as presented on the face of the balance sheet. The Company manages the Capital structure and makes adjustments to it in the light of changes in economic conditions and the risk characteristics of the underlying assets. The amounts managed as capital by the company for the reporting years are summarized as follows:

Particulars		As at March 31, 2024	As at March 31, 2023
Borrowings		6,367.08	6,364.98
Cash and Bank Balance		(914.31)	(296.54)
Net Debt	(A)	5,452.77	6,068.44
Total Equity	(B)	7,529.13	7,280.05
Overall financing	(A+B)	12,981.90	13,348.49
Adjusted net debt to adjusted equity ratio		0.72	0.83

The company is hopeful of receiving the refund of tax assets with applicable interest and the above calculations have been made without considering this asset.

Notes forming part of the standalone financial statements for the year ended on March 31, 2024
(All amounts are in INR Lakhs, except as otherwise stated)
21 Other Equity
21 (A) Other Equity movement during the years 2022-23 and 2023-24:

Particulars	Capital Reserve	Capital Redemption Reserve	Securities Premium	Asset Revaluation Reserve	Retained Earnings	Other Reserves	Other Comprehensive Income (OCI)	Total
As at April 01, 2022	698.67	269.30	243.25	2,362.73	2,194.96	40.06	179.51	5,988.49
Additions during the year	-	-	-	-	336.82	-	(0.76)	336.06
Distribution made during the year	-	-	-	-	(171.95)	-	-	(171.95)
Prior period adjustments	-	-	-	-	(24.00)	-	-	(24.00)
As at March 31, 2023	698.67	269.30	243.25	2,362.73	2,335.82	40.06	178.76	6,128.60
Additions during the year	-	-	-	-	383.96	-	37.82	421.77
Distribution made during the year	-	-	-	-	(172.69)	-	-	(172.69)
As at March 31, 2024	698.67	269.30	243.25	2,362.73	2,547.08	40.06	216.57	6,377.68

a) Capital Reserve

Capital reserve created for the purpose of meeting company's unexpected expenses.

b) Capital Redemption Reserve

Capital Redemption Reserve created in order to compensate for the reduction of capital base during the buy-back of shares.

c) Securities Premium

Securities premium comprises of the amount of share issue price received over and above the face value of Rs.2/- each.

d) Assets Revaluation reserve

The Company had revalued assets and created the Assets revaluation reserve as per provisions of the companies Act.

e) Retained earnings

Retained earnings represents the amounts of accumulated earnings of the Company.

f) Other reserve

Other reserve represents an appropriation of profits by the Company.

g) Accumulated other comprehensive income

Represents remeasurement of defined benefit liability which comprises of actuarial gains and losses, the effect of the asset ceiling, excluding amounts included in net interest on the net defined benefit liability

Notes forming part of the standalone financial statements for the year ended on March 31, 2024

(All amounts are in INR Lakhs, except as otherwise stated)

21 (B) Distribution made and proposed
Cash dividend on equity shares declared and paid:

Dividend for the year ended March 31, 2023 : Rs. 0.30 /- per share (March 31, 2022: Rs. 0.30 /- per share)

Proposed dividend on Equity shares:

Proposed dividend for the year ended March 31, 2024: Rs.0.30 /- per share subject to the approval at the ensuing Annual General Meeting.

22 Borrowings
Financial Liabilities carried at amortised cost

Particulars	As at March 31, 2024	As at March 31, 2023
Non-Current		
Term loan from Banks (Refer Note below)	5,212.75	5,342.31
Less : Current maturities of long- term borrowings (Refer note 24 below)	(578.03)	(548.14)
Total	4,634.72	4,794.16
Secured Borrowings	4,634.72	4,794.16

Details of Long- Term Borrowings are given below:

Particulars	Amount	Effective Interest Rate	Currency	Repayment Terms	Security
Term loan -1-Rent Securitization Loan	178.52	9.75%	INR	74 equated monthly instalment	Hypothecation of future rent receivable and mortgage of immovable properties
Term loan -2-Rent Securitization Loan	101.44	9.75%	INR	68 equated monthly instalment	Hypothecation of future rent receivable and mortgage of immovable properties
Term loan -3-Term Loan	4.44	9.25%	INR	3 equated monthly instalments	Hypothecation of Accounts receivable, inventories and mortgage of immovable properties
Term loan -4-Car Loan	6.51	8.70%	INR	44 equated monthly instalment	Hypothecation of Vehicle

Notes forming part of the standalone financial statements for the year ended on March 31, 2024
(All amounts are in INR Lakhs, except as otherwise stated)

Particulars	Amount	Effective Interest Rate	Currency	Repayment Terms	Security
Term loan -5 (Business acquisition)	1,387.59	10.50%	INR	156 monthly instalments	Mortgage of immovable properties
Term loan - 6 (Business Acquisition)	900.00	10.50%	INR	155 monthly instalments	Mortgage of immovable properties
Term loan -7 Car Loan	46.22	10.00%	INR	50 monthly instalments	Hypothecation of Vehicle
Term loan - 8 (Refer Note Below)	2,038.45	7.60%	USD	50 monthly instalments	Mortgage of immovable properties
Term loan -9 (Refer Note Below)	334.63	7.60%	USD	50 monthly instalments	Mortgage of immovable properties
Term loan -10 (Realty division)	80.00	9.00%	INR	12 monthly instalments	Mortgage of immovable properties
Term loan -11 (MPS division)	134.96	9.50%	INR	59 monthly instalments	Mortgage of immovable properties
Total Long-term Borrowings	5,212.75				

Note :

Company owns various immovable properties and all such properties have been mortgaged against various facilities granted to the company by Banks.

During the financial year the company availed a foreign currency term loan, in lieu of existing term loan. The interest rate is USD SOFR (compounded) plus 150 bps , % p.a. The amount Outstanding as on the date of the Balance sheet is USD 2,444,040.56 (INR - 2038.45 Lakhs) and USD 401,209.38 (INR - 334.63 Lakhs). The difference in exchange rates on the carrying value of the loan has been charged to the Profit & Loss account.

23 Provisions

Particulars	As at March 31, 2024	As at March 31, 2023
Provision for employee benefits (Current)		
Liability for gratuity	-	33.57
Liability for compensated absences	9.51	10.91
Total	9.51	44.48
Provision for employee benefits (Non- current)		
Liability for gratuity	230.28	209.41
Liability for compensated absences	43.16	41.91
Total	273.44	251.32

Notes forming part of the standalone financial statements for the year ended on March 31, 2024
(All amounts are in INR Lakhs, except as otherwise stated)
24 Borrowings
Financial Liabilities carried at amortised cost

Particulars	As at March 31, 2024	As at March 31, 2023
Current		
Working capital loan from Bank (Refer Note below)	784.33	624.93
Loan from related parties (Refer Note no 40 B)	370.00	347.75
Current maturities of long-term borrowings	578.03	548.14
Loan from Key Managerial Personnel (Refer Note no 40 B)	-	50.00
Total	1,732.37	1,570.82
Secured Borrowings	1,362.37	1,173.07
Unsecured Borrowings	370.00	397.75

Details of Short Term Borrowings are given below:

Particulars	Amount	Effective Interest Rate	Currency	Repayment Terms	Security
Working capital loan from Bank	784.33	9.60%	INR	Repayable on demand	Book debts and inventories
Loan from KMP	70.00	6.00%	INR	Repayable on demand	unsecured
Loan from related party	300.00	8.75%	INR	Repayable on demand	unsecured
Total Short Term Borrowings	1,154.33				

25 Trade payables

Particulars	As at March 31, 2024	As at March 31, 2023
Total outstanding due to micro and small enterprises (Refer Note 41)	210.98	116.76
Total outstanding due to creditors other than micro and small enterprises	2,340.97	2,238.43
	2,551.95	2,355.20

Notes forming part of the standalone financial statements for the year ended on March 31, 2024
(All amounts are in INR Lakhs, except as otherwise stated)

Particulars	Outstanding for following periods from due date of payment as on 31.03.2024					
	Less than 1 year	1-2 years	2-3 years	More than 3 years	Interest	Total
(i) MSME	201.88	-	-	-	9.09	210.98
(ii) Others	2,291.32	33.18	2.09	14.38	-	2,340.97
(iii) Disputed dues – MSME	-	-	-	-	-	-
(iv) Disputed dues - Others	-	-	-	-	-	-
Total	2,493.20	33.18	2.09	14.38	9.09	2,551.95

Particulars	Outstanding for following periods from due date of payment as on 31.03.2023					
	Less than 1 year	1-2 years	2-3 years	More than 3 years	Interest	Total
(i) MSME	58.78	51.71	0.19	1.23	4.86	116.76
(ii) Others	1,631.36	419.45	187.54	0.07	-	2,238.43
(iii) Disputed dues – MSME	-	-	-	-	-	-
(iv) Disputed dues - Others	-	-	-	-	-	-
Total	1,690.14	471.17	187.73	1.30	4.86	2,355.20

26 Other financial liabilities

Particulars	As at March 31, 2024	As at March 31, 2023
(i) Non Current		
Rental deposits payable	234.32	219.51
Capital creditors	30.81	-
Total	265.13	219.51
(ii) Current		
Interest accrued and due on borrowings	17.27	28.85
Interest accrued but not due on borrowings	12.65	8.29
Capital creditors	-	38.71
Unpaid dividend	5.06	3.77
Outstanding Liabilities	250.72	137.42
Security deposits from warranty partners	90.89	96.81
Rental deposits payable	7.10	5.10
Advance from customers	57.02	231.94
Total	440.71	550.89

Security deposits and advance from customers do not carry any interest

Notes forming part of the standalone financial statements for the year ended on March 31, 2024
(All amounts are in INR Lakhs, except as otherwise stated)
27 Other liabilities
(i) Non Current

Particulars	As at March 31, 2024	As at March 31, 2023
Deferred Income	72.20	-
Total	72.20	-

(ii) Current

Particulars	As at March 31, 2024	As at March 31, 2023
Statutory liabilities	364.56	433.19
Deferred Income	469.89	494.86
Other payable	496.35	549.69
Total	1,330.80	1,477.74

The following table discloses the movement in the contract assets and deferred income during the year ended 31 March 2024 and 31 March 2023:

Particulars	As at March 31, 2024	As at March 31, 2023
Balance at the beginning of the year	430.56	380.10
Revenue recognised during the year	(617.97)	(524.21)
Addition during the year	657.30	574.67
Balance at the end of the year	469.89	430.56

Notes forming part of the standalone financial statements for the year ended on March 31, 2024
(All amounts are in INR Lakhs, except as otherwise stated)
28 Revenue from operations

Particulars	For the year ended 31 March 2024	For the year ended 31 March 2023
Sales of goods	3,958.54	2,975.40
Rendering of services		
IT Infrastructure Management Services	6,660.72	5,812.17
Warranty Management Services (Refer Note (i) below)	3,846.48	3,734.47
Managed Print Services	833.44	2,024.72
Cyber Security Managed Services (Refer Note (ii) below)	540.73	455.77
System Integration Services	274.37	93.18
Others	9.06	36.50
Other operating revenue		
Lease Rental - IT Infrastructure Building	487.46	383.36
Lease Rental - Others	22.69	22.05
	16,633.49	15,537.62

Note:

- i) This includes Export of service INR 201.72 Lakhs (31 March 2023 : 168.15 Lakhs)
ii) This includes Export of service INR 84.62 Lakhs (31 March 2023 : 119.02 Lakhs)

a) Entity's remaining performance obligation

The aggregate amount of transaction price that is allocated to the performance obligations that are unsatisfied (or partially unsatisfied) as of the end of the reporting period is Rs. 14.87 Lakhs. The management expects to be recognise the same as revenue in the subsequent years as detailed in the below table:

Aggregate amount of transaction price	Expected period of revenue recognition		
	Less than 1 year	1-3 years	More than 3 years
> As at 31 March 2024	14.87	-	-
> As at 31 March 2023	-	-	-

Notes forming part of the standalone financial statements for the year ended on March 31, 2024
(All amounts are in INR Lakhs, except as otherwise stated)
29 Other income

Particulars	For the year ended 31 March 2024	For the year ended 31 March 2023
Interest income on financial assets carried at amortised cost		
Deposits with Banks	15.28	10.07
Interest on Income Tax refund	10.37	21.96
Interest income on financial assets carried at fair value through Statement of Profit and loss		
Debt component of Investment in preference shares of Subsidiary (Refer Note 40B)	26.97	23.99
Interest income on security deposits	7.76	7.79
Rental income on financial liabilities carried at fair value through Statement of Profit and loss		
Rental income on rental deposits	22.57	17.19
Dividend Income on Investments carried at amortised cost (Refer Note No 40B)	0.03	4.35
Other Non - Operating Income		
Profit on sale of Property, Plant and Equipment	12.85	0.40
Liabilities no longer required written back	61.60	340.70
Sale of scrap	-	0.54
Exchange gain/(Loss) Net	-	16.75
Gain on market valuation of investment	2.95	-
Others	11.10	2.45
Total	171.47	446.18

30 Cost of purchases of stock in trade and spares

Particulars	As at March 31, 2024	As at March 31, 2023
Purchases of stock- in- trade and spares	6,010.63	5,459.54
Total	6,010.63	5,459.54

Notes forming part of the standalone financial statements for the year ended on March 31, 2024
(All amounts are in INR Lakhs, except as otherwise stated)
31 Changes In Inventories of Stores and Spares

Particulars	For the year ended 31 March 2024	For the year ended 31 March 2023
Inventories at the end of the year	754.13	573.96
Inventories at the beginning of the Year	573.96	452.43
Net Increase	(180.17)	(121.53)

32 Employee benefits expense

Particulars	For the year ended 31 March 2024	For the year ended 31 March 2023
Salaries, wages and bonus	5,161.62	4,936.17
Contribution to provident and other funds	381.93	395.61
Expenses related to post-employment defined benefit plans	99.00	77.18
Staff welfare expenses	80.46	71.77
Total	5,723.01	5,480.74

33 Finance costs

Particulars	For the year ended 31 March 2024	For the year ended 31 March 2023
Interest on borrowings	598.25	588.30
Interest on fair valued rental deposits	20.03	14.20
Interest on Lease liability	52.26	29.90
Interest on defined benefit plan	15.76	18.09
Interest due to MSME Vendors	4.23	4.23
Other Borrowing costs	14.01	10.08
Interest Others	0.06	1.35
Total	704.59	666.14

Notes forming part of the standalone financial statements for the year ended on March 31, 2024
(All amounts are in INR Lakhs, except as otherwise stated)
34 Depreciation and amortisation expense

Particulars	For the year ended 31 March 2024	For the year ended 31 March 2023
Depreciation of property, plant and equipment	307.88	373.00
Depreciation on Investment Property	92.58	101.69
Amortisation of intangible assets	12.58	13.69
Amortisation of right -of-use- assets	245.79	212.86
Total	658.83	701.24

35 Other expenses

Particulars	For the year ended 31 March 2024	For the year ended 31 March 2023
Outsourced manpower cost	1,096.19	649.16
Consumables	6.21	4.83
Freight and packing charges	548.22	477.14
Warranty charges paid to partners	79.30	127.33
Consultancy charges - Direct Cost	16.67	78.35
Rent	113.05	134.56
Rent maintenance	5.91	7.11
Utilities	144.59	127.58
Repairs and maintenance:		
- Buildings	21.78	1.86
- Plant and machinery	0.35	1.77
- Others	129.25	105.97
Corporate Social Responsibility (Refer Note (i) below)	14.00	6.00
Travelling and conveyance	286.96	252.30
Security charges	108.30	103.85
Printing and stationery	30.94	33.50
Communication expenses	32.84	41.19
Rates and taxes	23.32	22.26
Professional and Consultancy charges	143.14	131.30
Insurance	27.82	28.00

Notes forming part of the standalone financial statements for the year ended on March 31, 2024
(All amounts are in INR Lakhs, except as otherwise stated)

Particulars	For the year ended 31 March 2024	For the year ended 31 March 2023
Bank charges	22.89	27.97
Payment to auditors ((Refer Note (ii) below)	14.61	10.10
Exchange gain/(Loss) Net	56.23	-
Director's sitting fees	12.60	8.90
Loss on sale of Property, Plant and Equipment	63.98	22.34
Advertising and sales promotion	11.18	11.53
Allowance for doubtful loans	169.00	100.00
Allowance for doubtful debts	115.83	107.46
Bad debts written off	-	245.07
Advance and depositions written off	-	3.67
Provision for diminution in market value of Investment	0.10	2.96
Miscellaneous expenses	47.74	55.40
Total	3,343.03	2,929.47

(i) Corporate Social Responsibility

Particulars	For the year ended 31 March 2024	For the year ended 31 March 2023
Gross amount required to be spent by the Company during the year	13.55	5.52
Amount spent during the year	14.00	6.00

In pursuance of Section 135 of the Companies Act, 2013, the Company has spent towards activities as enumerated in the CSR Policy of the Company.

(ii) Payment to auditors

Particulars	For the year ended 31 March 2024	For the year ended 31 March 2023
For Audit	6.90	6.90
For Limited Review	1.73	2.30
For Certification	2.37	0.30
Reimbursement of expenses	3.62	0.60
Total	14.61	10.10

Notes forming part of the standalone financial statements for the year ended on March 31, 2024
(All amounts are in INR Lakhs, except as otherwise stated)
36 Exceptional items

Particulars	For the year ended 31 March 2024	For the year ended 31 March 2023
Investment written Off	46.01	-
Total	46.01	-

Refer Note(2) under Notes to Financial Statement - Note -10.

37 Income tax expense

Particulars	For the year ended 31 March 2024	For the year ended 31 March 2023
A. Amounts recognised in the Statement of Profit and Loss		
Tax expense:		
Current tax	84.11	139.71
Mat credit entitlement	-	(138.58)
Deferred tax/ (benefit)	30.95	530.37
Total tax expense	115.06	531.50
Reconciliation of tax expense and the accounting profit multiplied by tax rate		
Profit Before Tax	499.02	868.19
Income Tax Rate	27.82%	27.82%
Tax as per IT Act	138.83	241.53
Effect:		
Expenses that are not deductible in determining taxable profit	167.99	-
Expenses that are deductible in Current Year	(69.75)	-
On account of temporary difference	(184.19)	-
Others	62.17	289.97
Total Tax Expense	115.06	531.50

The Company does not have any item that has not been recorded in books but has been disclosed as income during the current year in the tax assessments

Notes forming part of the standalone financial statements for the year ended on March 31, 2024

(All amounts are in INR Lakhs, except as otherwise stated)

38 Earnings per equity share

For the purpose of computing the Earnings per share, the net profit after taxes has been used as the numerator and the weighted average number of shares outstanding has been considered as the denominator.

a. Basic and diluted earnings per share

The calculations of profit attributable to equity shareholders and weighted average number of equity shares outstanding for purposes of basic and diluted earnings per share calculation are as follows:

i. Profit attributable to equity shareholders - for basic and diluted EPS

Particulars	For the year ended 31 March 2024	For the year ended 31 March 2023
Profit for the year, attributable to the equity holders	383.97	336.69

ii. Weighted average number of equity shares - for basic and diluted EPS

Particulars	For the year ended 31 March 2024	For the year ended 31 March 2023
Opening balance	5,75,72,401	5,76,27,401
Effect of fresh issue of shares for cash	-	2,55,000
Weighted average number of equity shares for the year	5,75,72,401	5,73,73,990
Earnings per share - (Basic and Diluted) - (Face value Rs 2/- each)	0.67	0.59

Notes forming part of the standalone financial statements for the year ended on March 31, 2024
(All amounts are in INR Lakhs, except as otherwise stated)
39 Financial instruments - Fair values and risk management
A. Accounting classification and fair values

Particulars	Note No	As at 31 March 2024			As at 31 March 2023		
		FVTPL	FVOCI	Amortised cost	FVTPL	FVOCI	Amortised cost
Financial assets not measured at fair value							
Investments							
Investments in Subsidiaries	10	116.17	-	512.27	116.17	-	610.28
Investment in Quoted Shares	10	6.11	-	-	3.26	-	-
Investment in Associate Company	10	-	-	487.79	-	-	487.79
Trade receivables (Refer note below)	17	-	-	3,418.89	-	-	3,867.85
Cash and cash equivalents (Refer note below)	18	-	-	914.31	-	-	296.54
Other Bank balances (Refer note below)	19	-	-	55.23	-	-	37.71
Other Financial Assets (Refer note below)	12	-	-	1,322.69	-	-	1,137.95
Total financial assets		122.27	-	6,711.18	119.43	-	6,438.11
Financial liabilities not measured at fair value							
Trade payables (Refer note below)	25	-	-	2,551.95	-	-	2,355.20
Others (refer note below)	26	-	-	705.84	-	-	770.40
Borrowings	22 & 24	-	-	6,367.08	-	-	6,364.98
Lease Liabilities	7	-	-	722.87	-	-	391.61
Total financial liabilities		-	-	10,347.75	-	-	9,882.19

Note :

The Company has not disclosed the fair values of financial instruments such as Trade receivables, Other Financial assets, Trade payables, other financial liabilities, borrowings and lease liabilities, since their carrying amounts are reasonable approximations of their fair values.

Notes forming part of the standalone financial statements for the year ended on March 31, 2024

(All amounts are in INR Lakhs, except as otherwise stated)

Management recognises all financial assets and liabilities at amortised cost and considers it to approximate fair value. The company does not have any assets measured at FVOCI.

Fair value hierarchy

This section explains the judgements and estimates made in determining the fair values of the financial instruments that are (a) recognised and measured at fair value and (b) measured at amortised cost and for which fair values are disclosed in the financial statements. To provide an indication about the reliability of the inputs used in determining fair value, the Company has classified its financial instruments into three levels as follows:

Level 1 - Quoted prices (unadjusted) in active markets for identical assets or liabilities.

Level 2 - Inputs other than quoted prices included within Level 1 that are observable for the asset or liability, either directly (i.e. as prices) or indirectly (i.e. derived from prices).

Level 3 - Inputs for the assets or liabilities that are not based on observable market data (unobservable inputs).

B. Measurement of fair values

There were no level 3 or unobservable inputs that were used in the valuation of financial assets or liabilities noted above.

C. Financial risk management

The Company has exposure to the following risks arising from financial instruments:

- credit risk;
- liquidity risk; and
- market risk

i. Risk management framework

The Company's Board of Directors has the overall responsibility for the establishment and oversight of the Company's risk management framework. The Board of Directors along with the top management are responsible for developing and monitoring the Company's risk management policies.

The Company's risk management policies are established to identify and analyse the risks faced by the Company, to set appropriate risk limits and controls and to monitor risks and adherence to limits. Risk management policies and systems are reviewed regularly to reflect changes in market conditions and the Company's activities. The Company, through its training and management standards and procedures, aims to maintain a disciplined and constructive control environment in which all employees understand their roles and obligations.

ii. Credit risk

Credit risk is the risk of financial loss to the Company, if a customer or counter party to a financial instrument fails to meet its contractual obligations and arises principally from the Company's receivables from customers; loans and investments in debt securities.

The carrying amounts of financial assets represent the maximum credit risk exposure.

Credit risk is managed through credit approvals, establishing credit limits and continuously monitoring the creditworthiness of customers to which the Company grants credit terms in

Notes forming part of the standalone financial statements for the year ended on March 31, 2024

(All amounts are in INR Lakhs, except as otherwise stated)

The maximum exposure to credit risk for trade and other receivables are as follows:

Particulars	Carrying amount	
	As at 31 March 2024	As at 31 March 2023
Trade receivables	3,418.89	3,867.85
Unbilled revenue	1,067.43	747.08
Total trade and other receivables	4,486.33	4,614.93
Cash and Bank balances	914.31	296.54
Other Bank balances	55.23	37.71
Deposits and other receivables (excluding unbilled revenue)	255.25	390.87
Total	5,711.12	5,340.05

The Company's exposure to credit risk is influenced mainly by the individual characteristics of each customer. The demographics of the customer, including the default risk of the industry and country in which the customer operates, also has an influence on credit risk assessment.

Exposures to customers outstanding at the end of each reporting period are reviewed by the Company to determine incurred and expected credit losses. Given that the macro economic indicators affecting customers of the Company have not undergone any substantial change, the Company expects the historical trend of minimal credit losses to continue. Further, management believes that the unimpaired amounts that are past due by more than 30 days are still collectible in full, except to the extent already provided, based on historical payment behaviour and extensive analysis of customer credit risk. The impairment loss at the reporting dates relates to several customers who have defaulted on their payments to the Company and are not expected to be able to pay their outstanding balances, mainly due to economic circumstances.

The Company determines credit risk based on a variety of factors including but not limited to the age of the receivables, cash flow projections and available press information about customers. In order to calculate the loss allowance, loss rates are calculated using a 'Roll rates' method based on the probability of a receivable progressing through successive stages of delinquency through write-off. Roll rates are calculated separately for exposures in different stages of delinquency primarily determined based on the time period for which they are past due. The Company assumes a 100% loss rate in case of trade receivables that are more than 730 days past due as it believes that the probability of collection in such cases are remote.

Notes forming part of the standalone financial statements for the year ended on March 31, 2024

(All amounts are in INR Lakhs, except as otherwise stated)

The following table provides information about the exposure to credit risk and expected credit loss for trade receivables :

As at 31 March 2024				
Age	Gross carrying amount	Weighted average loss rate	Loss allowance	Whether credit - impaired
Not due	-	4.79%	-	No
0- 90 days	2,851.45	0.50%	14.28	No
91 - 180 days	307.45	0.10%	0.31	No
181 - 270 days	63.83	0.03%	0.02	No
271 - 360 days	63.96	0.02%	0.01	No
360-720 days	194.07	50.00%	97.04	No
> 720 days	170.52	100.00%	170.52	No
Total	3,651.29		282.17	

As at 31 March 2023				
Age	Gross carrying amount	Weighted average loss rate	Loss allowance	Whether credit - impaired
Not due	-	4.79%	-	No
0- 90 days	2,838.72	0.50%	14.21	No
91 - 180 days	374.69	0.10%	0.38	No
181 - 270 days	147.22	0.03%	0.04	No
271 - 360 days	213.56	0.02%	0.03	No
360-720 days	245.10	50.00%	122.55	No
> 720 days	48.56	100.00%	48.56	No
Total	3,867.85		185.77	

The movement in the allowance for impairment in respect of trade receivables is as follows:

Particulars	As at 31 March 2024	As at 31 March 2023
As at 1 April	3,867.85	2,688.12
Add/(less): Additions / (Reduction) during the year	(333.13)	1,532.27
(Less) Provision for the year	115.83	107.46
Receivable written off during the year	-	245.07
Balance at 31 March	3,418.89	3,867.85

Notes forming part of the standalone financial statements for the year ended on March 31, 2024

(All amounts are in INR Lakhs, except as otherwise stated)

Cash and Bank balances (includes amounts classified under other Bank balances and deposits and other receivables)

The Company holds Cash and Bank balances of Rs.914.31 Lakhs at 31 March 2024 (31 March 2023: Rs.296.54 Lakhs). The credit worthiness of such Banks and financial institutions are evaluated by the management on an ongoing basis and is considered to be good.

Security deposits

This balance is primarily constituted by deposit given in relation to leasehold premises occupied by the Company for carrying out its operations. The Company does not expect any losses from non-performance by these counter-parties.

iii. Liquidity risk

Liquidity risk is the risk that the Company will encounter difficulty in meeting the obligations associated with its financial liabilities that are settled by delivering cash or another financial asset. The Company's approach to managing liquidity is to ensure, as far as possible, that it will have sufficient liquidity to meet its liabilities when they are due, under both normal and stressed conditions, without incurring unacceptable losses or risking damage to the Company's reputation.

Exposure to liquidity risk

The following are the remaining contractual maturities of financial liabilities at the reporting date. The amounts are gross and undiscounted, and include contractual interest payments and exclude the impact of netting agreements:

Non-derivative financial liabilities as at 31 March 2024							
Particulars	Contractual cash flows						
	Carrying amount	Gross (including interest)	6 months or less	6-12 months	1-2 years	2-5 years	More than 5 years
Trade payables	2,551.95	2,551.95	2,551.95	-	-	-	-
Lease liabilities	722.87	-	-	-	-	-	-
Other financial liabilities	440.71	440.71	440.71	-	-	-	-
Total	3,715.53	2,992.66	2,992.66	-	-	-	-
Non-derivative financial liabilities as at 31 March 2023							
Particulars	Contractual cash flows						
	Carrying amount	Gross (including interest)	6 months or less	6-12 months	1-2 years	2-5 years	More than 5 years
Trade payables	2,355.20	2,355.20	2,355.20	-	-	-	-
Lease liabilities	391.61	-	-	-	-	-	-
Other financial liabilities	550.89	550.89	550.89	-	-	-	-
Total	3,297.70	2,906.09	2,906.09	-	-	-	-

Notes forming part of the standalone financial statements for the year ended on March 31, 2024

(All amounts are in INR Lakhs, except as otherwise stated)

iv. Market risk

Market risk is the risk that changes in market prices - such as foreign exchange rates and interest rates will affect the Company's income or the value of holdings of financial instruments. The objective of market risk management is to manage and control market risk exposures within acceptable parameters and optimise the returns.

The following table analyses foreign currency risk from financial instruments:

Particulars	As at 31 March 2024				As at 31 March 2023			
	INR	USD	EUR	GBP	INR	USD	EUR	GBP
Financial Assets:								
Investments	1,122.33	-	-	-	1,217.50	-	-	-
Deposits and other receivables	1,432.67	-	-	-	1,251.48	-	-	-
Trade receivables	3,418.89	1.82	0.07	0.06	3,867.85	1.86	1.34	0.17
Cash and cash equivalents	914.31	-	-	-	296.54	-	-	-
Other Bank balances	55.23	-	-	-	37.71	-	-	-
Total Financial Assets	6,943.44	1.82	0.07	0.06	6,671.07	1.86	1.34	0.17
Financial liabilities:								
Trade payables	2,551.95	0.38	1.83	0.04	2,355.20	1.80	3.11	-
Borrowings	3,994.00	28.45	-	-	6,364.98	-	-	-
Others	705.84	-	-	-	770.40	-	-	-
Total Financial Liabilities	7,251.79	28.83	1.83	0.04	9,490.58	1.80	3.11	-
Net Assets / Liabilities)	(308.35)	(27.02)	(1.76)	0.02	(2,819.51)	0.07	(1.77)	0.17

Sensitivity analysis

A reasonably possible strengthening (weakening) of the US Dollar against INR at 31 March would have affected the measurement of financial instruments denominated in a foreign currency and affected equity and profit or loss by the amounts shown below. This analysis assumes that all other variables, in particular interest rates, remain constant and ignores any impact of forecast sales and purchases.

Notes forming part of the standalone financial statements for the year ended on March 31, 2024

(All amounts are in INR Lakhs, except as otherwise stated)

Particulars	Profit / (loss)		Equity, net of tax	
	Strengthening	Weakening	Strengthening	Weakening
31 March 2024				
USD (1% movement)	(0.27)	0.27	-	-
EUR (1% movement)	(0.02)	0.02	-	-
GBP (1% movement)	0.00	(0.00)	-	-
31 March 2023				
USD (1% movement)	0.00	(0.00)	-	-
EUR (1% movement)	(0.02)	0.02	-	-
GBP (1% movement)	0.00	(0.00)	-	-

Interest rate risk exposure

The exposure of the Company's borrowings/deposits to interest rate changes at the end of the reporting period are as follows:

Particulars	As at 31 March 2024	As at 31 March 2023
Fixed rate instruments		
Financial assets - Bank deposits	833.46	218.54

Fair value sensitivity analysis for fixed rate instruments

In respect of the fixed rate borrowings and Bank deposits the Company is not exposed to any fair value risk and as such any changes in the interest rates does not have any impact on equity or profit and loss.

The following table illustrates the sensitivity of profit to a reasonably possible change in interest rates of +/- 1% for the year ended 31 March 2024 and 31 March 2023. These changes are considered to be reasonably possible based on observation of current market conditions. The calculations are based on a change in the average market interest rate for each period, and the financial instruments held at each reporting date that are sensitive to changes in interest rates. All other variables are held constant.

Particulars	Interest rate fluctuation	Year ended 31-March 2024	Year ended 31-March 2023
Increase in interest rate / (Decrease) in profit for the year	+1%	(69.13)	(68.33)
(Decrease) in interest rate / Increase in profit for the year	-1%	69.13	68.33

Notes forming part of the standalone financial statements for the year ended on March 31, 2024

(All amounts are in INR Lakhs, except as otherwise stated)

40A Related parties

The below note summarises the list of related parties of the Company and transactions with them. All transactions were made on normal commercial terms and conditions and at market rates:

Nature of relationship	Name of the Related party	Designation	Status
Key Management Personnel (KMP)	Mr.N R Panicker	Chairman and Managing Director	Resigned on 21 Sep 2023
	Mr.N R Panicker	Chief Executive Officer	Appointed on 21 Sep 2023
	Mr.K.R.Varma	Independent Director	
	Mr.K.Nagarajan	Independent Director and Chairman	
	Mr.Rangarajan Raghavan	Independent Director	
	Mr.S.V.Rao	Whole Time Director	
	Mr.K.R.Chandrasekaran	Non executive Non Independent Director	Appointed on 29 November 2023
	Mrs.H.Pavithra	Company Secretary	Resigned on 26 May 2023
	Mr. Suraj Praksh Gupta	Company Secretary	Appointed on 11 August 23 , Resigned on 30 November 2023
	Mrs. K.Deepika	Company Secretary	Appointed on 01 December 2023
	Mr.P.Jagan	Chief Financial Officer	Resigned on 30 August 2023
	Mr.Rajesh Kumar Nandi	Chief Financial Officer	Appointed on 29 Nov 2023

Notes forming part of the standalone financial statements for the year ended on March 31, 2024
(All amounts are in INR Lakhs, except as otherwise stated)

Relatives of KMP	Mrs. Sreekumari R Panicker	Spouse of Chief Executive Officer	
	Mrs. Shruthi Panicker	Non executive Non Independent Director	

Nature of Holding	Name of the entity	Principal Place of Business	Relationship	% of Ownership	
				As at 31 March 2024	As at 31 March 2023
Subsidiaries	Accel Media Ventures Limited	India	Subsidiary	76.76	76.76
	Accel OEM Appliances Limited	India	Subsidiary	-	100.00
	Cetronics Technologies Private Limited	India	Subsidiary	50.00	50.00
Associate	Secureinteli Technologies Private Limited	India	Associate	26.00	26.00

Notes forming part of the standalone financial statements for the year ended on March 31, 2024

(All amounts are in INR Lakhs, except as otherwise stated)

40 B Related party transactions

Particulars	Cetronics Technologies Private Limited		Accel Media Ventures Limited		Accel OEM Appliances Limited		Key Management Personnel		Relatives of Key Management Personnel		Secureinteli Technologies Private Limited		Total	
	31-Mar-24	31-Mar-23	31-Mar-24	31-Mar-23	31-Mar-24	31-Mar-23	31-Mar-24	31-Mar-23	31-Mar-24	31-Mar-23	31-Mar-24	31-Mar-23	31-Mar-24	31-Mar-23
Sale of goods	-	-	-	-	-	-	-	-	-	-	-	7.72	-	7.72
- Secureinteli Technologies	-	-	-	-	-	-	-	-	-	-	-	7.72	-	7.72
Sale of services	-	-	-	-	-	-	-	-	-	-	108.25	90.61	108.25	90.61
- Secureinteli Technologies	-	-	-	-	-	-	-	-	-	-	108.25	90.61	108.25	90.61
Receipt of services	-	-	40.72	-	-	-	16.63	-	-	-	28.36	12.29	85.70	12.29
- Secureinteli Technologies	-	-	-	-	-	-	-	-	-	-	28.36	12.29	28.36	12.29
- Accel Media Ventures Limited	-	-	40.72	-	-	-	-	-	-	-	-	-	40.72	-
- Mr.K.R.Chandrasekaran	-	-	-	-	-	-	16.63	-	-	-	-	-	16.63	-
Receipt of consultancy services	-	1.25	-	-	-	-	-	-	-	-	-	-	-	1.25
- Cetronics	-	1.25	-	-	-	-	-	-	-	-	-	-	-	1.25
Rent expense	-	-	-	-	-	-	-	30.00	30.00	30.00	-	-	30.00	30.00
- Mrs.Sreekumari R Panicker	-	-	-	-	-	-	-	30.00	30.00	30.00	-	-	30.00	30.00
Interest expense	-	-	-	-	3.14	4.63	2.67	-	-	-	25.94	7.94	28.61	15.72
- Accel OEM	-	-	-	-	3.14	-	-	-	-	-	-	-	-	3.14
- Mr.N R Panicker	-	-	-	-	-	4.63	2.67	-	-	-	-	-	2.67	4.63
- Secureinteli Technologies	-	-	-	-	-	-	-	-	-	-	25.94	7.94	25.94	7.94
Commission expense	-	-	-	-	-	10.36	8.07	-	-	-	-	-	8.07	10.36
- Mr.N R Panicker	-	-	-	-	-	10.36	8.07	10.36	-	-	-	-	8.07	10.36

Notes forming part of the standalone financial statements for the year ended on March 31, 2024

(All amounts are in INR Lakhs, except as otherwise stated)

Particulars	Cetronics Technologies Private Limited		Accel Media Ventures Limited		Accel OEM Appliances Limited		Key Management Personnel		Relatives of Key Management Personnel		Secureintell Technologies Private Limited		Total	
	31-Mar-24	31-Mar-23	31-Mar-24	31-Mar-23	31-Mar-24	31-Mar-23	31-Mar-24	31-Mar-23	31-Mar-24	31-Mar-23	31-Mar-24	31-Mar-23	31-Mar-24	31-Mar-23
Dividend Income														
- Secureintell Technologies	-	-	-	-	-	-	-	-	-	-	-	4.35	-	4.35
- Secureintell Technologies	-	-	-	-	-	-	-	-	-	-	-	4.35	-	4.35
Interest income (Notional)														
- Debt component of Investment in Preference shares	-	-	26.97	23.99	-	-	-	-	-	-	-	-	26.97	23.99
- Accel Media Ventures	-	-	26.97	23.99	-	-	-	-	-	-	-	-	26.97	23.99
Remuneration														
- Mr.N R Panicker	-	-	-	-	-	-	127.06	110.00	-	-	-	-	127.06	110.00
- Mr.N R Panicker	-	-	-	-	-	-	56.00	68.85	-	-	-	-	56.00	68.85
- Mr.S.V.Rao	-	-	-	-	-	-	40.72	3.32	-	-	-	-	40.72	3.32
- Mrs.H Pavithra	-	-	-	-	-	-	1.15	6.90	-	-	-	-	1.15	6.90
- Mr. Suraj Prakash Gupta	-	-	-	-	-	-	3.53	-	-	-	-	-	3.53	-
- Mrs. K Deepika	-	-	-	-	-	-	1.40	-	-	-	-	-	1.40	-
- Mr.P.Murali	-	-	-	-	-	-	-	4.56	-	-	-	-	-	4.56
- Mr.P.Jagan	-	-	-	-	-	-	14.58	26.36	-	-	-	-	14.58	26.36
- Mr.Rajesh Kumar Nandi	-	-	-	-	-	-	9.68	-	-	-	-	-	9.68	-
Sitting fees														
- Dr.C.Ramchand	-	-	-	-	-	-	-	1.50	-	-	-	-	-	1.50
- Mr.K.Nagarajan	-	-	-	-	-	-	4.20	2.80	-	-	-	-	4.20	2.80
- Mr.Rangarajan Raghavan	-	-	-	-	-	-	4.20	1.90	-	-	-	-	4.20	1.90
- Mr.K.R.Varma	-	-	-	-	-	-	3.60	2.70	-	-	-	-	3.60	2.70
- Mr.K.R.Chandrasekaran	-	-	-	-	-	-	0.60	-	-	-	-	-	0.60	-
Dividend paid														
- Mr.K.R.Chandrasekaran	-	-	-	-	-	-	90.14	89.42	14.25	14.25	-	-	104.39	103.67

Notes forming part of the standalone financial statements for the year ended on March 31, 2024

(All amounts are in INR Lakhs, except as otherwise stated)

Particulars	Cetronics Technologies Private Limited		Accel Media Ventures Limited		Accel OEM Appliances Limited		Key Management Personnel		Relatives of Key Management Personnel		Secureinteli Technologies Private Limited		Total	
	31-Mar-24	31-Mar-23	31-Mar-24	31-Mar-23	31-Mar-24	31-Mar-23	31-Mar-24	31-Mar-23	31-Mar-24	31-Mar-23	31-Mar-24	31-Mar-23	31-Mar-24	31-Mar-23
- Mr. N R Panicker	-	-	-	-	-	-	69.84	69.84	-	-	-	-	69.84	69.84
- Mrs. Sreekumari R Panicker	-	-	-	-	-	-	-	-	14.25	14.25	-	-	14.25	14.25
- Mrs. Shruthi Panicker	-	-	-	-	-	-	19.52	19.52	-	-	-	-	19.52	19.52
- Dr. C.N. Ramchand	-	-	-	-	-	-	0.01	0.04	-	-	-	-	0.01	0.04
- Mr. K. Nagarajan	-	-	-	-	-	-	0.02	0.02	-	-	-	-	0.02	0.02
- Mr. S. V.Rao	-	-	-	-	-	-	0.75	-	-	-	-	-	0.75	-
Unsecured loan borrowed	-	-	-	-	-	-	20.00	6.00	-	-	-	-	20.00	306.00
- Mr. N.R.Panicker	-	-	-	-	-	-	20.00	6.00	-	-	-	-	20.00	6.00
- Secureinteli Technologies	-	-	-	-	-	-	-	-	-	-	-	-	300.00	300.00
Unsecured loan given	4.45	0.40	102.22	52.29	-	-	-	-	-	-	-	-	106.68	52.69
- Cetronics	4.45	0.40	-	-	-	-	-	-	-	-	-	-	4.45	0.40
- Accel Media Ventures	-	-	102.22	52.29	-	-	-	-	-	-	-	-	102.22	52.29
Unsecured loan repayment received	-	-	12.09	17.98	-	-	-	-	-	-	-	-	12.09	17.98
- Cetronics	-	-	-	-	-	-	-	-	-	-	-	-	-	-
- Accel Media Ventures	-	-	12.09	17.98	-	-	-	-	-	-	-	-	12.09	17.98
Unsecured loan repaid	-	-	-	8.00	-	-	-	36.00	-	-	-	-	-	44.00
- Mr. N R Panicker	-	-	-	-	-	-	-	36.00	-	-	-	-	-	36.00
- Accel OEM	-	-	-	8.00	-	-	-	-	-	-	-	-	-	8.00
Investment in Equity shares	-	-	-	-	-	-	-	-	-	-	-	-	-	-
- Secureinteli Technologies	-	-	-	-	-	-	-	-	-	-	-	-	-	-

Notes forming part of the standalone financial statements for the year ended on March 31, 2024

(All amounts are in INR Lakhs, except as otherwise stated)

Particulars	Cetronics Technologies Private Limited		Accel Media Ventures Limited		Accel OEM Appliances Limited		Key Management Personnel		Relatives of Key Management Personnel		Secureinteli Technologies Private Limited		Total	
	31-Mar-24	31-Mar-23	31-Mar-24	31-Mar-23	31-Mar-24	31-Mar-23	31-Mar-24	31-Mar-23	31-Mar-24	31-Mar-23	31-Mar-24	31-Mar-23	31-Mar-24	31-Mar-23
Balance outstanding as at the year end:														
Unbilled revenue receivable	-	-	-	-	-	-	-	-	-	-	-	14.00	-	14.00
- Secureinteli Technologies	-	-	-	-	-	-	-	-	-	-	-	14.00	-	14.00
Trade receivable	-	-	-	-	-	-	-	-	-	-	-	18.87	51.72	18.87
- Secureinteli Technologies	-	-	-	-	-	-	-	-	-	-	-	18.87	51.72	18.87
Unsecured loan receivable	7.85	3.40	479.86	350.66	-	-	-	-	-	-	-	-	487.71	354.06
- Cetronics	7.85	3.40	-	-	-	-	-	-	-	-	-	-	7.85	3.40
- Accel Media Ventures	-	-	235.94	133.72	-	-	-	-	-	-	-	-	235.94	133.72
- Accel Media Ventures (Debt component of Investment in Preference shares)	-	-	243.91	216.94	-	-	-	-	-	-	-	-	243.91	216.94
Interest receivable on unsecured loan	-	-	11.03	11.03	-	-	-	-	-	-	-	-	11.03	11.03
- Accel Media Ventures	-	-	11.03	11.03	-	-	-	-	-	-	-	-	11.03	11.03
Trade payable	-	-	-	-	-	-	-	-	-	-	-	2.70	13.02	2.70
- Secureinteli Technologies	-	-	-	-	-	-	-	-	-	-	-	2.70	13.02	2.70
Unsecured loan payable	-	-	-	-	-	-	47.75	50.00	-	-	-	300.00	370.00	397.75
- Accel OEM Appliances	-	-	-	-	-	-	47.75	50.00	-	-	-	-	-	47.75
- Mr.N.R.Panicker	-	-	-	-	-	-	-	70.00	50.00	-	-	-	70.00	50.00



Notes forming part of the standalone financial statements for the year ended on March 31, 2024
(All amounts are in INR Lakhs, except as otherwise stated)

Particulars	Cetronics Technologies Private Limited		Accel Media Ventures Limited		Accel OEM Appliances Limited		Key Management Personnel		Relatives of Key Management Personnel		Secureinteli Technologies Private Limited		Total	
	31-Mar-24	31-Mar-23	31-Mar-24	31-Mar-23	31-Mar-24	31-Mar-23	31-Mar-24	31-Mar-23	31-Mar-24	31-Mar-23	31-Mar-24	31-Mar-23	31-Mar-24	31-Mar-23
- Secureinteli Technologies	-	-	-	-	-	-	-	-	-	-	300.00	300.00	300.00	300.00
Interest payable on unsecured loan	-	-	-	2.19	-	0.44	-	-	-	-	11.84	5.66	12.65	8.29
- Accel OEM	-	-	-	2.19	-	-	-	-	-	-	-	-	-	2.19
- Secureinteli Technologies	-	-	-	-	-	-	-	-	-	-	11.84	5.66	11.84	5.66
- Mr.N.R.Panicker	-	-	-	-	-	0.81	0.44	-	-	-	-	-	0.81	0.44
Rent payable	-	-	-	-	-	-	-	5.40	6.75	-	-	-	5.40	6.75
- Mrs.Sreekumari R Panicker	-	-	-	-	-	-	-	5.40	6.75	-	-	-	5.40	6.75
Other payable	-	-	-	-	-	5.44	6.59	-	-	-	-	-	5.44	6.59
- Mr.N.R.Panicker	-	-	-	-	-	5.44	6.59	-	-	-	-	-	5.44	6.59
Rental deposit payable	-	-	-	-	-	-	-	16.00	16.00	-	-	-	16.00	16.00
- Mr.N.R.Panicker	-	-	-	-	-	-	-	16.00	16.00	-	-	-	16.00	16.00
- Mrs.Sreekumari R Panicker	-	-	-	-	-	-	-	-	-	-	-	-	-	-

Corporate Guarantee against the immovable property of the company given to subsidiary M/s Accel Media Venture Limited.

Notes forming part of the standalone financial statements for the year ended on March 31, 2024

(All amounts are in INR Lakhs, except as otherwise stated)

41 Due to Micro, Small and Medium enterprises

The Ministry of Micro, Small and Medium Enterprises has issued an office memorandum dated 26 August 2008, which recommends that the Micro and Small Enterprises should mention in their correspondence with its customers the Entrepreneurs Memorandum Number as allocated after filing of the Memorandum in accordance with the Micro, Small and Medium Enterprise Development Act, 2006 ('the Act'). Accordingly, the disclosure in respect of the amounts payable to such enterprises as at 31 March 2024 has been made in the financial statements based on information received and available with the Company.

Particulars	As at 31 March 2024	As at 31 March 2023
(a) the principal amount remaining unpaid to any supplier as at 31 March	201.88	116.76
(b) the amount of interest paid by the buyer in terms of section 16 of the Micro, Small and Medium Enterprises Development Act, 2006, along with the amount of the payment made to the supplier beyond the appointed day during each accounting year;	-	-
(c) the amount of interest due and payable for the period of delay in making payment (which have been paid but beyond the appointed day during the year) but without adding the interest specified under the Micro, Small and Medium Enterprises Development Act, 2006;	-	-
(d) the amount of interest accrued and remaining unpaid at the end of each accounting year; and	9.09	4.86
(e) the amount of further interest remaining due and payable even in the succeeding years, until such date when the interest dues above are actually paid to the small enterprise, for the purpose of disallowance of a deductible expenditure under section 23 of the Micro, Small and Medium Enterprises Development Act, 2006.	-	-

Notes forming part of the standalone financial statements for the year ended on March 31, 2024
(All amounts are in INR Lakhs, except as otherwise stated)
42 Contingent Liabilities and Commitments (to the extent not provided for)

Particulars	As at 31 March 2024	As at 31 March 2023
A Commitments		
Total Contract Value	-	4,037.92
Less: Advance paid	-	4,021.22
Retention Money	-	158.59
Balance	-	16.70
B Contingent liabilities in respect of		
(i) Bank Guarantees/ Letter of credits by banks (Net of Margin Money held by banks)	127.18	173.87

(ii) Claim against the Company not acknowledged as debt in respect of the following matters:

S. No	Name of the Statute	Nature of dues	Disputed Amount as on 31 March 2024	Disputed Amount as on 31 March 2023
1	The Income Tax, 1961	Income tax	457.89	457.89
2	Employees Provident Fund Act, 1952	PF and others	21.53	21.53
3	Finance Act, 1994	Service tax	16.51	16.51
4	Customs Act, 1962	Customs duty	49.78	33.88
5	Consumer Protection Act, 1986	Customer complaints	14.76	14.76
6	Civil Law Act, 1956	Civil suits	93.27	93.27
7	Payment of Gratuity Act, 1972	Gratuity cases	0.23	0.23

Notes forming part of the standalone financial statements for the year ended on March 31, 2024
(All amounts are in INR Lakhs, except as otherwise stated)

SI No	Name of the Statute	Nature of dues	Amount (In INR Lakhs)	Period to which the amount relates	Forum where the dispute is pending
1	The Income Tax, 1961*	Income Tax	1.18	AY 2004-05	Commissioner of Income Tax
			8.42	AY 2005-06	Assessing Officer *
			6.37	AY 2006-07	Assessing Officer *
			2.23	AY 2007-08	Assessing Officer *
			65.06	AY 2008-09	Assessing Officer *
			36.06	AY 2009-10	Assessing Officer *
			9.52	AY 2011-12	Assessing Officer *
			100.53	AY 2012-13	Assessing Officer *
			21.31	AY 2013-14	Assessing Officer *
			0.51	AY 2014-15	Assessing Officer *
		206.70	AY 2018-19	Commissioner of Income Tax (Appeals)	
2	Employees Provident Fund Act, 1952	PF and others	2.38	FY 2011-12	EPFAT - Delhi
			3.04	FY 2009-10	EPFAT - Delhi
			11.70	FY 2015-16	EPFAT - Delhi
			4.41	FY 2019-20	EPFAT - Delhi
3	Finance Act, 1994	Service Tax	16.51	"FY 2005-06 and FY 2006 -07"	CESTAT, Bangalore
4	Customs Act, 1962	Customs duty	33.88	FY 2008-09	The Company deposited Rs.33.88 Lakhs. Appeal is pending with CESTAT, Bangalore
			15.90	FY 2022-23	Additional Commissioner, Customs (Import) , Chennai
5	Consumer Protection Act, 1986	Consumer complaints	0.50	FY 2013-14	DCDRF - Patna
			0.29	FY 2013-14	DCDRF- Bhagalpur
			0.32	FY 2013-14	DCDRF- Siliguri

Contd..

Notes forming part of the standalone financial statements for the year ended on March 31, 2024
(All amounts are in INR Lakhs, except as otherwise stated)

			0.12	FY 2014-15	DCDRF - Ranchi
			0.20	FY 2014-15	DCDRF- Khurda
			4.40	FY 2014-15	DCDRF- Mumbai
			0.96	FY 2015-16	DCDRF- Burdwan
			0.80	FY 2015-16	DCDRF- Vadodara
			0.19	FY 2015-16	DCDRF - Surat
			0.22	FY 2015-16	DCDRF- Indore
			0.20	FY 2015-16	DCDRF- Ernakulam
			1.19	FY 2015-16	DCDRF- Chennai
			0.32	FY 2015-16	DCDRF- Patna
			0.04	FY 2015-16	DCDRF- Vadodara
			0.50	FY 2016-17	DCDRF- Kozhikode
			1.50	FY 2016-17	DCDRF- Kannur
			1.00	FY 2016-17	DCDRF- Trivandrum
			0.81	FY 2015-16	DCDRF- Jaipur
			1.00	FY 2017-18	DCDRF- Patna
			0.20	FY 2017-18	DCDRF- Mumbai
6	Civil Law Act, 1956	Civil suits	36.70	FY 2018-19	II Addl City Civil Court , Chennai
			43.43	FY 2018-19	IV Addl City Civil Court , Chennai
			11.22	FY 2018-19	IV Senior Civil Judge, Hyderabad
			1.92	FY 2018-19	VII Junior City Civil Court Judge, Hyderabad
7	Payment of Gratuity Act, 1972	Gratuity cases	0.23	FY 2016-17	"Deputy Labour Commissioner, Kozhikode"

* The above amounts are subject to revision based on the order of the Commissioner of Income Tax (Appeals), wherein certain grounds relating to the appeal were partly allowed. The giving effect order by the Jurisdictional Assessing Officer is awaited.

Notes forming part of the standalone financial statements for the year ended on March 31, 2024

(All amounts are in INR Lakhs, except as otherwise stated)

43 Segment Reporting

Particulars	31 March 2024			31 March 2023		
	Segment I	Segment II	Total	Segment I	Segment II	Total
	Realty	IT Services		Realty	IT Services	
Segment Revenue	510.14	16,123.34	16,633.49	405.40	15,132.22	15,537.62
Segment Results	181.96	1,404.64	1,586.61	1.34	1,190.63	1,191.97
Interest (Net)	-	-	(639.82)	-	-	(646.00)
Unallocated Income	-	-	(562.82)	-	-	322.24
Total Profit before tax	-	-	383.97	-	-	868.20
Segment Assets	7,935.58	8,959.48	16,895.06	2,633.97	11,246.34	13,880.31
Unallocated Segment Assets	-	-	2,667.76	-	-	5,055.46
Total Assets	-	-	19,562.82	-	-	18,935.77
Segment Liabilities	2,997.15	8,247.74	11,244.88	2,697.70	8,003.92	10,701.61
Unallocated Segment Liabilities	-	-	788.81	-	-	954.12
Total Liabilities	-	-	12,033.70	-	-	11,655.73

44 Property, Plant and Equipment and Investment Property

(a) Lease Hold Land

Leasehold property includes Rs.77.27 lakhs being the value of Land Lease (for 90 years) acquired from KINFRA Film & Video Park (KINFRA), a Government of Kerala Undertaking to the company for construction of building to carry on Animation related business which was later on changed to IT and ITES business , for which the registration formalities were to be completed. As per the original allotment, the said land is on a 90 year lease arrangement and has to be developed within a period of 3 years from the date of allotment i.e. on or before 05 April 2010. The said Land could not be developed within the time frame agreed on account of the difficult scenario being faced by the Animation Industry in general and the Group in particular. KINFRA , in the meantime has changed the status of the SEZ from Animation to include IT/ITES also. This has been approved by the Ministry of Industries and Commerce vide its letter dated 7 February 2012. The Company has completed the construction of a commercial building for IT/ITES under SEZ Status in May'2022. As per the Lease Agreement dated 28 June 2021, the lease period is mentioned as 77 years and 1 month commencing from 5 March 2021 . Accordingly the Company has decided to amortise the Land over the balance lease period as mentioned above.

Notes forming part of the standalone financial statements for the year ended on March 31, 2024

(All amounts are in INR Lakhs, except as otherwise stated)

(b) Impairment of Assets

In the opinion of the management there is no impairment as on the date of the balance sheet in the value of the carrying cost of Intellectual Property Rights (IPR) of the company within the meaning of Indian Accounting Standard – 36 on Impairment of Assets issued under Companies (Indian Accounting Standards) Rules 2015, considering the revenue earning potential of the company and based on the estimated future cash flows upon crystallization of enquiries received by the company for the intellectual property rights carried in the books as intangible assets.

(c) Land and Building

The Company has created mortgage on the Land and building in favour of Banks for availing Cash credit, Term loan, Rent securitisation loan for the Company and Cash credit facility and for availing term loan for one of the subsidiary Company.

45 Investments

Investments in subsidiaries and Associate are stated at cost using the exemption provided as per Ind AS 27 - Separate Financial Statements.

The management believes that the carrying amounts are lower than the recoverable amounts based on discounted value of the future cash flows to be generated and there won't be any impairment in the long run.

46 Leases as lessee (Ind AS 116)

The leased assets of the Company include warehouse buildings and plant and machineries which are taken on lease for providing warehousing, printer managed services to the customers. The leases typically run for a period of 1 to 5 years, with an option to renew certain leases after that date. Previously, these leases were classified as operating leases under Ind AS 17. On transition to Ind AS 116, the Company recognized right to use of assets at its carrying amount as if the standard has been applied since the commencement of the lease. The summary of the movement of right-of-use assets for the year is given below:

On transition to Ind AS 116, the Company recognized lease liabilities measured at the present value of remaining lease payments. The following table sets out a maturity analysis of lease payments, showing the undiscounted lease payments to be received after the reporting date.

Notes forming part of the standalone financial statements for the year ended on March 31, 2024
(All amounts are in INR Lakhs, except as otherwise stated)

Particulars	As at 31 March 2024	As at 31 March 2023
Less than one year	-	-
Others	722.87	391.61
Closing lease liabilities	722.87	391.61

Amounts recognised in Statement of Profit and loss
Leases under Ind AS 116

Particulars	As at 31 March 2024	As at 31 March 2023
Interest on lease liabilities	52.26	29.90
Amortisation of right -of-use- assets	245.79	212.86
Total	298.04	242.76

Leases under Ind AS 116

Particulars	As at 31 March 2024	As at 31 March 2023
Lease Liability		
Lease Liability (Also refer note (a) below)	722.87	391.61

(a) Movement in Lease Liability

Particulars	As at 31 March 2024	As at 31 March 2023
Balance as at 1 April	391.61	449.07
Additions during the year	574.22	211.00
Finance cost accrued during the year	52.26	29.90
Payment of Lease Liabilities	242.96	218.69
Disposal including Adjustments	-	49.77
Balance as at 31 March	722.87	391.61

Notes forming part of the standalone financial statements for the year ended on March 31, 2024
(All amounts are in INR Lakhs, except as otherwise stated)
(b) Summary of contractual maturities of lease liabilities

Particulars	As at 31 March 2024	As at 31 March 2023
Less than one year	55.10	129.65
one to five years	667.77	261.97
More than five Years	-	-
Total undiscounted lease liabilities as at 31 March	722.87	391.61

Operating Lease - Company as lessor
Future minimum lease receipts under non-cancellable operating leases as at 31 March are, as follows:

Particulars	As at 31 March 2024	As at 31 March 2023
Within one year	419.94	371.98
After one year but not more than five years	1,080.91	1,495.58
More than five years	-	-
Total	1,500.86	1,867.56

47 Other Financial Assets

- a The company has given an inter corporate advance of Rs.329 Lakhs (PY Rs.329 Lakhs) in the books shown under "Other Financial Assets Non-Current" in the financial statements . The management is of the view that there is no diminution to the carrying value of these loans and advances, however a provision of Rs.329 Lakhs (PY Rs. 160 Lakhs) has been created in the books on a conservative basis during the year, though the management is confident of recovering the said advance.
- b. The Company had Invested in Preference Shares and had given unsecured loan to Accel Media Ventures Limited, a subsidiary of the Company to meet the working capital requirements . As at 31 March 2024 , the amount outstanding net of repayment received was Rs.490.89 Lakhs (31 March 2023 : Rs.361.69 Lakhs) as disclosed in the financial statements under "Loans " - Note 11 in the financial statements. The company has tested the impairment of these assets and is of the view that there is no diminution to the carrying value of these loans taking cognizance of the proposal to amalgamate the subsidiary Company with Accel Limited.

Notes forming part of the standalone financial statements for the year ended on March 31, 2024

(All amounts are in INR Lakhs, except as otherwise stated)

48 Confirmation of Balances:

Balance at the end of the financial year for Trade receivable, Trade payable, Loans and advances, advance received from customers are subject to confirmation. The Management is of the view that there is no permanent change to the carrying value of these loans and advances, trade receivables and trade payables except for the provision considered in this regard in the accompanying financial statements.

49 a) Employee Benefits(Defined Benefit Plan)

The Company operates the following post-employment defined benefit plans:

i) Gratuity

In accordance with applicable Indian laws, the Company provides for gratuity, a defined benefit retirement plan ("the Gratuity Plan") covering eligible employees. The Gratuity Plan provides for a lump sum payment to vested employees on retirement (subject to completion of five years of continuous employment), death, incapacitation or termination of employment that are based on last drawn salary and tenure of employment. Liabilities with regard to the Gratuity Plan are determined by actuarial valuation on the reporting date.

The company has established a trust by name, Accel Employees Group Gratuity Trust w.e.f. January 31, 2022 and has made necessary applications to Income Tax department for approval.

These defined benefit plans expose the Company to actuarial risks, such as longevity risk and interest rate risk.

A. Funding

The Company has a fund balance of INR 46.67 Lakhs in the gratuity fund, maintained with Bajaj Allianz Life Group Employee Care, net of gratuities settled, since inception, which is approximately 20 % of the total liability arrived at on actuarial basis as on 31 March 2024.

B. Reconciliation of the net defined benefit (asset)/ liability

The following table shows a reconciliation from the opening balances to the closing balances for the net defined benefit (asset) liability and its components:

Notes forming part of the standalone financial statements for the year ended on March 31, 2024
(All amounts are in INR Lakhs, except as otherwise stated)
Reconciliation of present value of defined benefit obligation

Particulars	For the year ended 31 March 2024	For the year ended 31 March 2023
Balance at the beginning of the year	242.98	226.62
Benefits paid including Funding towards gratuity Fund	(68.24)	(72.86)
Current service cost	86.84	60.81
Interest cost	15.75	16.61
Actuarial (gains) losses recognised in other comprehensive income	(47.05)	17.30
Fair Value of plan assets	-	(5.50)
Balance at the end of the year	230.28	242.98

Particulars	For the year ended 31 March 2024	For the year ended 31 March 2023
Current	-	33.57
Non- Current	230.28	209.41
Total	230.28	242.98

C. Expense / (income) recognised in the statement of Profit or loss

Particulars	For the year ended 31 March 2024	For the year ended 31 March 2023
Current service cost	86.84	60.81
Interest cost*	15.75	16.61
Total	102.59	77.42

* Included under finance costs

Remeasurements recognised in other comprehensive income

Particulars	For the year ended 31 March 2024	For the year ended 31 March 2023
Actuarial gain on defined benefit obligations	(47.05)	17.30
Total	(47.05)	17.30

Notes forming part of the standalone financial statements for the year ended on March 31, 2024

(All amounts are in INR Lakhs, except as otherwise stated)

i. Actuarial assumptions

Principal actuarial assumptions at the reporting date:

Particulars	For the year ended 31 March 2024	For the year ended 31 March 2023
Discount rate	6.97%	7.54%
Future salary growth	7%	7%
Attrition rate	10%	10%

ii. Sensitivity analysis

Reasonably possible changes at the reporting date to one of the relevant actuarial assumptions, holding other assumptions constant, would have affected the defined benefit obligation by the amounts shown below:

Particulars	As at 31 March 2024		As at 31 March 2023	
	Increase in %	Decrease in %	Increase in %	Decrease in %
Discount rate (1% movement)	-8.16%	9.59%	-9.98%	11.75%
Future salary growth (1% movement)	8.92%	-7.87%	-9.81%	11.40%
Attrition rate (1% movement)	-2.33%	1.70%	-1.06%	1.09%

Although the analysis does not take account of the full distribution of cash flows expected under the plan, it does provide an approximation of the sensitivity of the assumptions shown.

b) Employee Benefits (Defined Contribution Plan)

The Company makes contributions, determined as a specified percentage of employee salaries, in respect of qualifying employees towards Provident Fund (PF) and employees' state insurance (ESI) scheme which are defined contribution plans. The Company has no obligations other than to make the specified contributions. The contributions are charged to the statement of profit and loss as they accrue. The amount recognised as an expense towards contribution to Provident Fund and ESI for the year aggregated to INR 359.86 Lakhs (31 March 2023: INR 372 Lkaks)

ii) Compensated Absences

The liability in respect of the company, for outstanding balance of privilege leave at the balance sheet date is determined and provided on the basis of actuarial valuation performed by an independent actuary. The Group does not maintain any plan assets to fund its obligation towards compensated absences

These defined benefit plans expose the Company to actuarial risks, such as longevity risk and interest rate risk.

Notes forming part of the standalone financial statements for the year ended on March 31, 2024

(All amounts are in INR Lakhs, except as otherwise stated)

A. Funding

The Leave encashment plan of the Company is a unfunded plan.

B. Reconciliation of the net defined benefit (asset) / liability

The following table shows a reconciliation from the opening balances to the closing balances for the net defined benefit (asset) liability and its components:

Reconciliation of present value of defined benefit obligation

Particulars	For the year ended 31 March 2024	For the year ended 31 March 2023
Balance at the beginning of the year	52.82	74.85
Additions	-	-
Benefits paid	(12.31)	(23.35)
Current service cost	12.16	1.31
Balance at the end of the Period	52.67	52.82

Particulars	For the year ended 31 March 2024	For the year ended 31 March 2023
Current	9.51	10.91
Non- Current	43.16	41.91
Total	52.67	52.82

C. Expense/ (income) recognised in the statement of profit or loss

Particulars	For the year ended 31 March 2024	For the year ended 31 March 2023
Current service cost	12.16	1.31
Total	12.16	1.31

* Included under finance costs

Particulars	For the year ended 31 March 2024	For the year ended 31 March 2023
Actuarial gain on defined benefit obligations	-	-
	-	-

Notes forming part of the standalone financial statements for the year ended on March 31, 2024

(All amounts are in INR Lakhs, except as otherwise stated)

i. Actuarial assumptions

Principal actuarial assumptions at the reporting date:

Particulars	For the year ended 31 March 2024	For the year ended 31 March 2023
Discount rate	6.97%	7.54%
Future salary growth	7%	7%
Attrition rate	10%	10%

ii. Sensitivity analysis

Reasonably possible changes at the reporting date to one of the relevant actuarial assumptions, holding other assumptions constant, would have affected the defined benefit obligation by the amounts shown below:

Particulars	As at 31 March 2024		As at 31 March 2023	
	Increase in %	Decrease in %	Increase in %	Decrease in %
Discount rate (1% movement)	-5.05%	5.62%	-2.93%	3.40%
Future salary growth (1% movement)	5.57%	-5.09%	3.19%	-2.79%
Attrition rate (1% movement)	-2.66%	3.34%	-0.02%	0.01%

Although the analysis does not take account of the full distribution of cash flows expected under the plan, it does provide an approximation of the sensitivity of the assumptions shown.

50 Operating segments

The company is engaged in the business of IT Service, Animation, Engineering, Real Estate and academic business.

A. Geographic information:

- (i) The geographic information analyses the Company's revenue by the Company's country of domicile and other countries. In presenting the geographical information, revenue has been determined based on the geographic location of the customers.

	Year ended 31 March 2024	Year ended 31 March 2023
In India	16,347.14	15,250.45
Outside India	286.35	287.17
Total	16,633.49	15,537.62

- (ii) The Company's operations are entirely carried in India and as such all its non-current assets are located in India.
- (iii) There are no individual customers more than 10% of the total trade receivables as at 31 March 2024.

Notes forming part of the standalone financial statements for the year ended on March 31, 2024

(All amounts are in INR Lakhs, except as otherwise stated)

51 Subsequent events

There are no significant subsequent events that have occurred after the reporting period till the date of this financial statements.

52 Ratios

Ratios	Numerator	Denominator	Ratio		Variances	Remarks
			FY 23-24	FY 22-23		
Current Ratio	Current assets	Current liabilities	1.11	1.04	6%	
Debt-Equity Ratio	Borrowings	Equity	0.85	0.87	-3%	
Debt Service Coverage Ratio	Net Profit+ Dep+Interest	Total amount of Loan Repayment	1.59	2.64	-40%	Repayment of loan increased by 39%
Return on Equity Ratio	Net Profit after tax	Share Holder Fund	5.10%	4.62%	10%	
Inventory turnover ratio	Cost of Goods Sold	Average Inventory	8.40	9.83	-15%	
Trade Receivables turnover ratio	Sales	Average Debtor	4.57	4.74	-4%	
Trade payables turnover ratio	Purchase	Average Payable	2.45	2.94	-17%	
Net capital turnover ratio	Total Sales	Net working Capital	24.81	59.05	-58%	Working Capital Increased by 154%, Sales increased by 7%
Net profit ratio	Net Profit after tax	Sales	2.31%	2.17%	7%	
Return on Capital employed	Net Profit after tax	Total Capital	9%	11.24%	-20%	
Return on investment	Income from Investment	Investment	0.74%	0.58%	27%	Gain on Investment in NIIT Ltd and NIIT Learning System Ltd amounting to INR 2.85 lakh, where as last year it is loss of INR 2.95 Lakhs.

Notes forming part of the standalone financial statements for the year ended on March 31, 2024

(All amounts are in INR Lakhs, except as otherwise stated)

- 53.** The Company has proposed to amalgamate one of its subsidiary Accel Media Ventures Limited with the Company effective 1st April 2024 and necessary steps have been initiated in this regard.
- 54.** Previous year's Figure have been regrouped, recasted and rearranged wherever necessary, to suit the current period layout.

As per our report of even date attached

For **K.S Aiyar & Co**

Chartered Accountants

Firm's Registration No. 100186W

S.Kalyanaraman

Partner

Membership No. 200565

UDIN: 24200565BKAKZW7771

Place: Chennai

Date: 28.05.2024

For and on behalf of **the Board of Directors**

Accel Limited

K. Nagarajan

Director

DIN: 02172617

Mrs. K.Deepika

Company Secretary

Place: Chennai

Date: 28.05.2024

S.V.Rao

Whole-time Director

DIN: 06600739

Rajesh Kumar Nandi

Chief Financial Officer

Place: Chennai

Date: 28.05.2024



**INDEPENDENT
AUDITOR'S REPORT
-
CONSOLIDATED FINANCIAL
STATEMENT 2023-24**

INDEPENDENT AUDITOR'S REPORT TO THE MEMBERS

To
The Members of ACCEL Limited
Chennai – 600 034

Report on the Audit of the Consolidated Financial Statements

Opinion

We have audited the accompanying Consolidated Financial statements of **ACCEL Limited** (hereinafter referred to as “the Holding Company”), and its subsidiaries (the Holding company and its subsidiaries together referred to as the “Group”), its associate which comprise the Consolidated Balance Sheet as at 31st March 2024, the Consolidated Statements of Profit and Loss (including Other Comprehensive Income), the Consolidated Statement of changes in Equity and the Consolidated Statement of Cash Flows for the year then ended, notes to the consolidated financial statements including material accounting policies and other explanatory information (hereinafter referred to as “the consolidated financial statements”).

In our opinion and to the best of our information and according to the explanations given to us and based on the consideration of reports of other auditors on separate financial statements and on the other financial information of such subsidiaries and one associate company, the aforesaid Consolidated Financial statements give the information required by the Companies Act, 2013 (“the Act”) in the manner so required and give a true and fair view in conformity with the Indian Accounting Standards

prescribed under Section 133 of the Act read with the Companies (Indian Accounting Standards) Rules, 2015, as amended, (“Ind AS”) and other accounting principles generally accepted in India, of the consolidated state of affairs of the Group as at 31st March 2024, and its consolidated profit, consolidated other comprehensive income, consolidated changes in equity and its consolidated cash flows for the year ended on that date.

Basis for Opinion

We conducted our audit of the Consolidated Financial Statements in accordance with the Standards on Auditing (SAs) specified under section 143(10) of the Act. Our responsibilities under those Standards are further described in the Auditor's Responsibility for the Audit of the Consolidated Financial Statements section of our report. We are independent of the Group in accordance with the Code of Ethics issued by the Institute of Chartered Accountants of India (ICAI) together with the ethical requirements that are relevant to our audit of the consolidated Financial statements under the provisions of the Act and the Rules made thereunder, and we have fulfilled our other ethical responsibilities in accordance with these requirements and the ICAI's Code of Ethics. We believe that the audit evidence obtained by us and the audit evidence obtained by the other auditors in terms of their reports referred to in the sub-paragraphs (a) under “ Other Matters “ section below, is sufficient and appropriate to provide a basis for our audit opinion on the consolidated financial statements.

Emphasis of Matter

- (i) Refer to Note no 36 to the Consolidated Financial statements for the year, where the company has submitted petition for striking off through Fast track exit mode for one of its 100% owned subsidiary-company and its impact on the financial statements as an exceptional item.
- (ii) Refer to note no. 48 to the Consolidated Financial statements for the year, the balance at the end of the financial year for sundry debtors, sundry creditors, loans & advances and advances received from the customers are subject to confirmation. The Management is of the view that there is no permanent diminution/ changes to the carrying value of these sundry debtors, loans & advances and sundry creditors; however, provisions as per policy has been made in this regard in the accompanying financial statements.

- (iii) Refer Note no. 52 to the consolidated financial statements where the Holding Company has proposed to amalgamate one of its subsidiary companies.

Our conclusion is not modified in respect of the above matters.

Key Audit Matters

Key audit matters are those matters that, in our professional judgment, were of most significance in our audit of the consolidated financial statements of the current period. These matters were addressed in the context of our audit of the consolidated financial statements as a whole, and in forming our opinion thereon, and we do not provide a separate opinion on these matters. We have determined the matter described below to be the key audit matters to be communicated in our report.

Sl. No	Key Audit Matters	Auditor's Response
1.	<p>REVENUE RECOGNITION</p> <ul style="list-style-type: none"> The Group enters into revenue contracts and management uses its judgement in respect of matters such as identification of performance obligations; allocation of consideration to identified performance obligations and recognition of revenue basis assessment of whether performance obligation is fulfilled over time or at a point in time, as per the requirement of the Ind AS 115. 	<p>Our audit procedures included but were not limited to the following:</p> <ul style="list-style-type: none"> Obtaining an understanding of and testing the design and operating effectiveness of key controls around the revenue recognition. Obtaining Information technology ('IT') reports to assess the design and operating effectiveness of key IT controls over. Testing of revenue transactions during the year on sample basis to gain an understanding of the terms of the contracts including pattern of transfer of rights and obligations under the contract.

<ul style="list-style-type: none"> • This has been determined as a KAM in view of (i) the complexity in application of requirements of Ind AS 115. (ii) the significant management judgements and estimates involved in such application. and (iii) there is an inherent and presumed risk involved in the revenue recognition. Refer Note no. 3.11 	<ul style="list-style-type: none"> • In respect of the contracts tested, evaluating the Management's assessment of revenue recognition, ensuring the compliance with the requirement of Ind AS 115 and reaffirming the judgements applied by the Management based on the actual outcome of delivery of contract. • Verifying the underlying evidences to ensure that revenue is recognized appropriately. • Evaluating the adequacy of disclosures in the accompanying Standalone Financial Statements.
--	--

Information Other than the consolidated Financial Statements and Auditor's Report thereon

- The Holding Company's management and Board of Directors are responsible for the other information. The other information comprises the information included in the Holding Company's Annual Report, but does not include the Consolidated financial statements, and our auditor's report thereon.
- Our Opinion on the Consolidated financial statements does not cover the other information and we do not express any form of assurance conclusion thereon.
- In connection with our audit of the Consolidated financial statements, our responsibility is to read the other information and, in doing so, consider whether such other information is materially inconsistent with the Consolidated Financial statements or our knowledge obtained during the course of our audit or otherwise appears to be materially misstated.
- If, based on the work we have performed, we conclude that there is a material misstatement of this other information; we are required to report that fact. We have nothing to report in this regard.

Management's and Board of Directors Responsibilities for the Consolidated Financial Statements

The Holding Company's Board of Directors is responsible for the matters stated in section 134(5) of the Act with respect to preparation of these Consolidated Financial Statements that give a true and fair view of the consolidated financial position, consolidated financial performance, consolidated total comprehensive income, consolidated cash flows and consolidated changes in equity of the Group in accordance with the Ind AS and other accounting principles generally accepted in India. The respective Board of Directors of the companies included in the Group are responsible for maintenance of the adequate accounting records in accordance with the provisions of the Act for safeguarding the assets of the Group and for preventing and detecting frauds and other irregularities; selection and application of appropriate accounting policies; making judgments and estimates that are reasonable and prudent; and design, implementation and maintenance of adequate internal financial controls, that were operating effectively for ensuring the accuracy and completeness of the accounting records, relevant to the preparation and presentation of

the Consolidated Financial Statements that give a true and fair view and are free from material misstatement, whether due to fraud or error.

In preparing the Consolidated Financial Statements, the respective Board of Directors of the companies included in the Group and its associate are responsible for assessing the ability of the Group and of its associate to continue as a going concern, disclosing, as applicable, matters related to going concern and using the going concern basis of accounting unless management either intends to liquidate the Group or to cease operations, or has no realistic alternative but to do so.

The respective Board of Directors of the Companies included in the Group and of its Associate is also responsible for overseeing the financial reporting process of the Group.

Auditor's Responsibility for the Audit of the consolidated financial statements

Our objectives are to obtain reasonable assurance about whether the consolidated financial statements as a whole are free from material misstatements, whether due to fraud or error, and to issue an auditor's report that includes our opinion. Reasonable assurance is a high level of assurance but is not a guarantee that an audit conducted in accordance with SAs will always detect a material misstatement when it exists. Misstatements can arise from fraud or error and are considered material if, individually or in the aggregate, they could reasonably be expected to influence the economic decisions of users taken on the basis of these Consolidated Financial statements.

As part of an audit in accordance with SAs, we exercise professional judgment and maintain professional skepticism throughout the audit, we also:

- Identify and assess the risks of material misstatement of the consolidated financial statements, whether due to fraud or error, design and perform audit procedures responsive to those risks, and obtain audit evidence that is sufficient and appropriate to provide a basis for our opinion. The risk of not detecting a material misstatement resulting from fraud is higher than for one resulting from error, as fraud may involve collusion, forgery, intentional omissions, misrepresentations, or the override of internal controls.
- Obtain an understanding of internal financial controls relevant to the audit in order to design audit procedures that are appropriate in the circumstances. Under section 143(3)(i) of the Act, we are also responsible for expressing our opinion on whether the Company has adequate internal financial controls with reference to the consolidated financial statements in place and the operating effectiveness of such controls.
- Evaluate the appropriateness of accounting policies used and the reasonableness of accounting estimates and related disclosures in the financial statements made by the Management and Board of Directors.
- Conclude on the appropriateness of Management and Board of Directors use of the going concern basis of accounting

and based on the audit evidence obtained, whether a material uncertainty exists related to events or conditions that may cast significant doubt on the ability of the Group to continue as a going concern. If we conclude that a material uncertainty exists, we are required to draw attention in our auditor's report to the related disclosures in the Consolidated financial statements or, if such disclosures are inadequate, to modify our opinion. Our conclusions are based on the audit evidence obtained up to the date of our auditor's report. However, future events or conditions may cause the Group to cease to continue as a going concern.

- Evaluate the overall presentation, structure and content of the consolidated financial statements, including the disclosures, and whether the consolidated financial statements represent the underlying transactions and events in a manner that achieves fair presentation.
- Obtain sufficient appropriate audit evidence regarding the financial information of the entities within the Group to express an opinion on the consolidated financial statements. We are responsible for the direction, supervision and performance of the audit of the financial statements of such entities included in the consolidated financial statements of which we are the independent auditors. For the other entities included in the consolidated financial statements, which have been audited by other auditors, such other auditors remain responsible for the direction, supervision and

performance of the audits carried out by them. We remain solely responsible for our audit opinion.

Materiality is the magnitude of misstatements in the consolidated financial statements that, individually or in aggregate, makes it probable that the economic decisions of a reasonably knowledgeable user of the Consolidated financial statements may be influenced. We consider quantitative materiality and qualitative factors in (i) planning the scope of our audit work and in evaluating the results of our work; and (ii) to evaluate the effect of any identified misstatements in the Consolidated financial statements.

We communicate with those charged with governance regarding, among other matters, the planned scope and timing of the audit and significant audit findings, including any significant deficiencies in the internal controls that we identify during our audit.

We also provide those charged with governance with a statement that we have complied with relevant ethical requirements regarding independence, and to communicate with them all relationships and other matters that may reasonably be thought to bear on our independence, and where applicable, related safeguards.

From the matters communicated with those charged with governance, we determine those matters that were of most significance in the audit of the Consolidated financial statements of the current period and are therefore the key audit matters. We describe these matters in our auditor's report unless law or regulation precludes public disclosure about the matter of when, in extremely

rare circumstances, we determine that a matter should not be communicated in our report because the adverse consequences of doing so would reasonably be expected to outweigh the public interest benefits of such communication.

Other Matters

- (a) We did not audit the financial statements of 2 subsidiaries, whose financial statements reflect total assets (before consolidation adjustments) of Rs.310.4 lakhs as at 31 March 2024, total revenues (before consolidation adjustments) of Rs. 97.06 lakhs and net cash outflows (before consolidation adjustments) amounting to Rs.2.36 lakhs for the year ended on that date, as considered in the consolidated financial statements.
- (b) These financial statements have been audited by other auditors whose report have been furnished to us by the Management and our opinion on the consolidated financial statements, in so far as it relates to the amounts and disclosures included in respect of these 2 subsidiaries, and our report in terms of subsection (3) of Section 143 of the Act, in so far as it relates to the aforesaid subsidiaries is based solely on the audit report of the other auditors.
- (c) The consolidated financial statements also include the Group's share of net profit of Rs.22.66 lakhs for the year ended 31 March 2024, in respect of one associate, whose financial statements / financial information has been audited.

Our opinion above on the Consolidated Financial Statements, and our report on Other Legal and Regulatory Requirements and Internal Financial Controls as per Annexure-A below, is not modified in respect of the above matters with respect to our reliance on the work done and the reports of the other auditors and the financial statements/ financial information certified by the Management.

Report on Other Legal and Regulatory Requirements

- A. As required by Section 143(3) of the Act, based on our audit and on the consideration of the reports of the other auditors on the separate financial statements of the and one associate company referred to in the Other Matters section above we report, to the extent applicable that:
 - a) We have sought and obtained all the information and explanations which to the best of our knowledge and belief were necessary for the purposes of our audit;
 - b) In our opinion, proper books of account as required by law relating to preparation of the aforesaid consolidated financial statements have been kept so far as it appears from our examination of those books, and the reports of the other auditors.
 - c) The Consolidated Balance Sheet, the Consolidated Statement of Profit and Loss (including Other Comprehensive Income), the Consolidated Cash Flow Statement and the Consolidated Statement of

Changes in Equity dealt with by this Report are in agreement with the relevant books of account maintained for the purpose of preparation of the consolidated financial statements.

- d) In our opinion, the aforesaid consolidated financial statements comply with the Ind AS specified under Section 133 of the Act.
- e) On the basis of the written representations received from the Directors of the Holding Company as on 31 March 2024 taken on record by the Board of Directors of the Holding Company and the reports of the statutory auditors of its subsidiary companies and associate company, none of the Directors of the Group companies, subsidiary companies and associate company is disqualified as on 31 March 2024 from being appointed as a Director in terms of Section 164 (2) of the Act.
- f) The modifications relating to the maintenance of accounts and other matters connected therewith are as stated in the paragraph (A)(b) above on reporting under Section 143(3)(b) of the Act and paragraph (B)(f) below on reporting under Rule 11(g) of the Companies (Audit and Auditors) Rules, 2014
- g) With respect to the adequacy of the internal financial controls over financial reporting and the operating effectiveness of such controls; refer to our separate Report in "Annexure A" which is based on the auditors' reports of the Holding Company subsidiary companies and its associate incorporated in India. Our report expresses an unmodified opinion on the adequacy and operating effectiveness of internal financial controls over financial reporting of those Companies.
- B. With respect to the other matters to be included in the Auditor's Report in accordance with rule 11 of the Companies (Audit and Auditors) Rules, 2014 (as amended), in our opinion and to the best of our information and according to the explanations given to us and based on the consideration of the report of the other auditors on separate financial statements and other financial information of the subsidiaries and associate incorporated in India whose financial statements have been audited under the Act as noted in the "Other Matters" paragraph mentioned above .
- a) The consolidated financial statements disclose the impact of pending litigations as at 31 March 2024 on the consolidated financial position of the Group, subsidiaries and its associate. Refer Note 42(b) (ii) to the consolidated financial statements.
- b) The Holding Company , its subsidiaries and associate company did not have any long-term contracts including derivative contracts for which there were any material foreseeable losses as at 31 March 2024;
- c) There were no amounts which were required to be transferred to the Investor Education and Protection Fund by the Holding Company, its subsidiary companies, and associate company covered under the Act, during the year ended 31 March 2024;

- d) i) The respective Managements of the Holding Company and its subsidiaries and associate company which are companies incorporated in India, whose financial statements have been audited under the Act, have represented to us that, to the best of their knowledge and belief, no funds (which are material either individually or in the aggregate) have been advanced or loaned or invested (either from borrowed funds or share premium or any other sources or kind of funds) by the Holding Company or any of such subsidiaries and associate company to or in any other person or entity, including foreign entity ("Intermediaries"), with the understanding, whether recorded in writing or otherwise, that the Intermediary shall, directly or indirectly lend or invest in other persons or entities identified in any manner whatsoever by or on behalf of the Holding Company or any of such subsidiaries and associate company ("Ultimate Beneficiaries") or provide any guarantee, security or the like on behalf of the Ultimate Beneficiaries.
- ii) The respective Managements of the Holding Company and its subsidiaries and associate company which are companies incorporated in India, whose financial statements have been audited under the Act, have represented to us that, to the best of their knowledge and belief, no funds (which are material either individually or in the aggregate) have been received by the Holding Company or any of such subsidiaries and associate company from any person or entity, including foreign entity ("Funding Parties"), with the understanding, whether recorded in writing or otherwise, that the Holding Company or any of such subsidiaries and one associate company shall, directly or indirectly, lend or invest in other persons or entities identified in any manner whatsoever by or on behalf of the Funding Party ("Ultimate Beneficiaries") or provide any guarantee, security or the like on behalf of the Ultimate Beneficiaries.
- iii) Based on the audit procedures that have been considered reasonable and appropriate in the circumstances performed by us on the Holding Company and its subsidiaries and one associate company which are companies incorporated in India whose financial statements have been audited under the Act, nothing has come to our notice that has caused us to believe that the representations under sub-clauses (i) and (ii) above, contain any material misstatement.
- e) As stated in Note no 21(B) to the Consolidated Financial Statements,
- i. The final dividend proposed in the previous year, declared and paid by the holding Company during the year

- is in accordance with Section 123 of the Act, as applicable.
- ii. As stated in Note no 21(B) to the Consolidated Financial Statements the Board of Directors of the holding Company have proposed final dividend for the year ended 31st March 2024, which is subject to the approval of the members at the ensuing Annual General Meeting. The amount of dividend proposed is in accordance with Section 123 of the Act, as applicable.
- f) Based on our examination which included test checks, except for the instances mentioned below, the Holding company has used accounting softwares for maintaining its books of account, which have a feature of recording audit trail (edit log) facility and the same has operated throughout the year for all relevant transactions recorded in the respective software:
- (i) The feature of recording audit trail (edit log) facility was not enabled at the database level to log any direct data changes for the accounting softwares used for maintaining the books of accounts
- (ii) The feature of recording audit trail (edit log) facility was not enabled at the application layer of the accounting software for the period 1 April 2023 to 27 September 2023 and relating to procurement, invoicing processing, inventory management, Trade receivables Trade payables and of the Realty Division for the period April 2023 to March 2024
- (iii) Further, for the periods where audit trail (edit log) facility was enabled and operated throughout the year for the respective accounting software (except as mentioned in the above paragraph(ii) , we did not come across any instance of the audit trail feature being tampered with.
- g) As required by section 197(16) of the Act based on our audit and on the consideration of the report of the other auditors, referred to in paragraph under "Other Matters", on separate financial statements of the subsidiaries, we report that the Holding Company and its subsidiary companies have paid remuneration to its respective directors during the year in accordance with the provisions of and limits laid down under section 197 read with Schedule V to the Act.
- h) With respect to the matters specified in paragraphs 3(xx) and 4 of the Companies (Auditor's Report) Order, 2020 (the "Order"/



“CARO”) issued by the Central Government in terms of Section 143(11) of the Act, to be included in the Auditor’s report, according to the information and explanations given to us, and based on the CARO reports issued by us for the Holding Company and its subsidiaries and associate included in the consolidated financial statements of the Holding Company, to which reporting under CARO is applicable, we report there are no qualifications or adverse remarks in these CARO reports except for following:

S. No.	Name	CIN	Holding/ Subsidiary Company	Clause number of the CARO report which is qualified or is adverse
1.	ACCEL Limited	L30007TN1986PLC100219	Holding Company	3(i) (c); 3(iii)(c); and 3(iii)(d).

For **K.S. Aiyar & Co.,**
Chartered Accountants
Firm Registration No. 100186W

S. KALYANARAMAN

Partner

M.No.200565

UDIN: 24200565BKAKZX7850

Place: Chennai

Date: 28.05.2024

ANNEXURE A TO INDEPENDENT AUDITORS' REPORT

(Referred to in paragraph 1(g) under 'Report on Other Legal and Regulatory Requirements' in the Independent Auditors' Report of even date to the members of **ACCEL Limited** on the Consolidated Ind AS Financial Statements for the year ended March 31, 2024)

Report on the Internal Financial Controls with reference to the aforesaid Consolidated Financial Statements under Clause (i) of Sub-section 3 of Section 143 of the Companies Act, 2013 ("the Act")

In conjunction with our audit of the consolidated financial statements of the Group as of and for the year ended 31 March 2024, we have audited the internal financial controls with reference to consolidated financial statements of Accel Limited (hereinafter referred to as "the Holding Company") and such companies incorporated in India under the Companies Act, 2013 which are its subsidiary companies and its one associate company as of that date.

MANAGEMENT'S RESPONSIBILITY FOR INTERNAL FINANCIAL CONTROLS

The Board of Directors of the Holding Company, its subsidiaries and one associate, which are companies incorporated in India, are responsible for establishing and maintaining internal financial controls based on the internal control over financial reporting criteria established by the respective Companies considering the essential components of internal control stated in the Guidance Note on Audit of Internal Financial Controls Over Financial Reporting issued by the Institute of Chartered Accountants of India ("the ICAI"). These

responsibilities include the design, implementation and maintenance of adequate internal financial controls that were operating effectively for ensuring the orderly and efficient conduct of the respective Company's business, including adherence to the respective Company's policies, the safeguarding of its assets, the prevention and detection of frauds and errors, the accuracy and completeness of the accounting records, and the timely preparation of reliable financial information, as required under the Act.

AUDITORS' RESPONSIBILITY

Our responsibility is to express an opinion on the internal financial controls over financial reporting of the Holding Company, its subsidiaries and one associate, which are companies incorporated in India, based on our audit. We conducted our audit in accordance with the Guidance Note on Audit of Internal Financial Controls Over Financial Reporting (the "Guidance Note") issued by the Institute of Chartered Accountants of India and the Standards on Auditing, prescribed under Section 143(10) of the Companies Act, 2013, to the extent applicable to an audit of internal financial controls. Those Standards and the Guidance Note require that we comply with ethical requirements and plan and perform the audit to obtain reasonable assurance about whether adequate internal financial controls over financial reporting was established and maintained and if such controls operated effectively in all material respects. Our audit involves performing procedures to obtain audit evidence about the adequacy of the internal financial controls system over financial reporting and their operating effectiveness. Our

audit of internal financial controls over financial reporting included obtaining an understanding of internal financial controls over financial reporting, assessing the risk that a material weakness exists, and testing and evaluating the design and operating effectiveness of internal control based on the assessed risk. The procedures selected depend on the auditor's judgement, including the assessment of the risks of material misstatement of the financial statements, whether due to fraud or error.

We believe that the audit evidence we have obtained is sufficient and appropriate to provide a basis for our audit opinion on the internal financial controls system over financial reporting of the Holding Company, its subsidiaries and one associate, which are companies incorporated in India.

MEANING OF INTERNAL FINANCIAL CONTROLS WITH REFERENCE TO CONSOLIDATED FINANCIAL STATEMENTS

A Group's internal financial controls with reference to consolidated financial statements is a process designed to provide reasonable assurance regarding the reliability of financial reporting and the preparation of financial statements for external purposes in accordance with generally accepted accounting principles. A Group's internal financial controls with reference to consolidated financial statements includes those policies and procedures that

- (1) pertain to the maintenance of records that, in reasonable detail, accurately and fairly reflect the transactions and dispositions of the assets of the Group;
- (2) provide reasonable assurance that transactions are recorded as necessary to permit preparation

of financial statements in accordance with generally accepted accounting principles, and that receipts and expenditures of the Group are being made only in accordance with authorisations of Management and Directors of the Group; and

- (3) provide reasonable assurance regarding prevention or timely detection of unauthorised acquisition, use, or disposition of the Group's assets that could have a material effect on the financial statements.

INHERENT LIMITATIONS OF INTERNAL FINANCIAL CONTROLS WITH REFERENCE TO CONSOLIDATED FINANCIAL STATEMENTS

Because of the inherent limitations of internal financial controls with reference to consolidated financial statements, including the possibility of collusion or improper management override of controls, material misstatements due to error or fraud may occur and not be detected. Also, projections of any evaluation of the internal financial controls with reference to consolidated financial statements to future periods are subject to the risk that the internal financial controls with reference to consolidated financial statements may become inadequate because of changes in conditions, or that the degree of compliance with the policies or procedures may deteriorate.

OPINION

In our opinion, the Holding Company and such companies incorporated in India which are its subsidiary companies and its associate company have, in all material respects, adequate internal financial controls with reference to consolidated financial statements and such internal financial

controls were operating effectively as at 31 March 2023, based on the internal financial controls with reference to consolidated financial statements criteria established by such companies considering the essential components of such internal controls stated in the Guidance Note on Audit of Internal Financial Controls Over Financial Reporting issued by the Institute of Chartered Accountants of India (the "Guidance Note").

OTHER MATTER

Our aforesaid report under Section 143(3)(i) of the Act on the adequacy and operating effectiveness of the internal financial controls with reference to consolidated financial statements in so far as it

relates to three subsidiaries and one Associate , which are Companies incorporated in India, is based solely on the corresponding reports of the auditors of such companies incorporated in India.

Our opinion is not modified in respect of this matter.

For **K.S. Aiyar & Co.,**
Chartered Accountants
Firm Registration No. 100186W

S. KALYANARAMAN

Partner

Place: Chennai

M.No.200565

Date: 28.05.2024

UDIN: 24200565BKAKZX7850



Consolidated Financial Statement 2023-24

Consolidated Balance Sheet as at 31 March 2024

(All amounts are in INR Lakhs, except as otherwise stated)

Particulars	Note No	As at March 31, 2024	As at March 31, 2023
A) ASSETS			
Non-current assets			
(a) Property, plant and equipment	4	3,158.82	3,318.16
(b) Capital work-in-progress	5	6.48	5.56
(c) Investment Property	6	5,104.04	5,196.62
(d) Right -of- Use Assets	7	633.83	305.40
(e) Other Intangible assets	8	147.27	174.52
(f) Intangible assets under development	9	116.32	25.78
(g) Goodwill on Consolidation	8a	60.49	60.49
(h) Financial Assets			
(i) Investments	10	538.48	512.97
(ii) Loans	11	-	169.00
(iii) Other financial assets	12	242.89	357.79
(i) Deferred tax assets (net)	13	769.50	800.58
(j) Income tax assets (net)	14	1,190.67	919.23
(k) Other non-current assets	15	248.85	146.33
Total non-current assets		12,217.62	11,992.42
Current assets			
(a) Inventories	16	754.13	633.97
(b) Financial Assets			
(i) Trade Receivables	17	3,477.49	3,914.43
(ii) Cash and cash equivalents	18	917.32	297.37
(iii) Bank balances other than (ii) above	19	55.23	37.71
(iv) Other financial assets	12	1,248.25	985.34
(c) Other Current assets	15	156.11	393.20
Total current assets		6,608.53	6,262.02
TOTAL ASSETS		18,826.15	18,254.44

Particulars	Note No	As at March 31, 2024	As at March 31, 2023
B) EQUITY AND LIABILITIES			
Equity			
(a) Equity share capital	20	1,151.45	1,151.45
(b) Other Equity	21 (A)	5,379.17	5,119.08
Total equity		6,530.62	6,270.52
Non Controlling Interest	21(C)	(151.64)	(133.41)
Liabilities			
Non-current liabilities			
(a) Financial Liabilities			
(i) Borrowings	22	4,645.45	4,807.81
(ia) Lease Liabilities	7	722.87	391.61
(iii) Other financial liabilities	26	265.13	219.51
(b) Provisions	23	274.61	252.66
(c) Other Non-current liabilities	27	72.20	-
Total Non-current liabilities		5,980.27	5,671.59
Current liabilities			
(a) Financial Liabilities			
(i) Borrowings	24	2,019.48	1,824.89
(ii) Trade payables	25		
(A) Total outstanding dues of micro enterprises and small enterprises		210.98	116.76
(B) Total outstanding dues of creditors other than micro enterprises and small enterprises		2,324.99	2,282.52
(iii) Other financial liabilities	26	455.56	608.90
(b) Other current liabilities	23	1,445.37	1,567.97
(c) Provisions	27	10.53	44.69
Total current liabilities		6,466.91	6,445.73
Total Liabilities		12,447.17	12,117.32
TOTAL EQUITY AND LIABILITIES		18,826.15	18,254.44

See accompanying material accounting policies information and notes forming part of the Consolidated Ind AS Financial Statements.

As per our report of even date attached

For **K.S Aiyar & Co**

Chartered Accountants

Firm's Registration No. 100186W

S.Kalyanaraman

Partner

Membership No. 200565

UDIN: 24200565BKAKZX7850

Place: Chennai

Date: 28.05.2024

For and on behalf of **the Board of Directors**

Accel Limited

K. Nagarajan

Director

DIN: 02172617

Mrs. K.Deepika

Company Secretary

Place: Chennai

Date: 28.05.2024

S.V.Rao

Whole-time Director

DIN: 06600739

Rajesh Kumar Nandi

Chief Financial Officer

Place: Chennai

Date: 28.05.2024



Statement of Consolidated Profit and Loss for the year ended March 31, 2024

(All amounts are in INR Lakhs, except as otherwise stated)

Particulars	Note No	For the year ended March 31, 2024	For the year ended March 31, 2023
Income			
Revenue from operations	28	16,709.02	15,663.79
Other Income	29	174.71	432.85
Total Income		16,883.73	16,096.64
Expenses			
Cost of purchases of stock- in- trade and spares	30	6,010.63	5,459.54
Changes in inventories of Stock-in-trade and Spares	31	(180.17)	(121.53)
Employee benefits expense	32	5,744.78	5,511.76
Finance costs	33	720.92	680.67
Depreciation and amortisation expense	34	687.26	729.71
Other expenses	35	3,432.84	3,042.09
Total expenses		16,416.26	15,302.24
Profit before exceptional items and tax		545.03	868.19
Profit before share of profit of Associate and exceptional items		467.47	794.40
Share of profit of Associate		22.66	21.39
Profit before exceptional items and tax		490.13	815.79
Exceptional items	36	(46.01)	-
Profit before tax		444.12	815.79
Tax expense	37		
Current tax		84.11	139.99
Mat credit entitlement		-	(138.86)
Deferred tax/ (benefit)		31.08	530.54
Income tax expense		115.18	531.67
Profit for the period		328.94	284.12
Other comprehensive income			
Items that will not be reclassified subsequently to profit or loss			
Remeasurements of the defined benefit plan		46.79	1.66
Unrealised Gain on Investment			
Income tax expense / (benefit) relating to items that will not be reclassified to profit or loss		6.93	0.13
Mat credit entitlement		2.31	-
Other comprehensive (Loss)/ Income for the year, net of income tax		37.55	1.78
Total comprehensive Income for the period		366.49	285.90
Earnings per Equity share	38		
1. Basic and Diluted (in INR)		0.57	0.50

See accompanying material accounting policies information and notes forming part of the Consolidated Ind AS Financial Statements.

As per our report of even date attached

For and on behalf of **the Board of Directors**

For **K.S Aiyar & Co**

Chartered Accountants

Firm's Registration No. 100186W

Accel Limited

K. Nagarajan

Director

DIN: 02172617

Mrs. K.Deepika

Company Secretary

Place: Chennai

Date: 28.05.2024

S.V.Rao

Whole-time Director

DIN: 06600739

Rajesh Kumar Nandi

Chief Financial Officer

Place: Chennai

Date: 28.05.2024

Place: Chennai

Date: 28.05.2024

Consolidated Cash Flow Statement for the year ended March 31, 2024

(All amounts are in INR Lakhs, except as otherwise stated)

Particulars	For the year ended March 31, 2024	For the year ended March 31, 2023
A. Cash flow from operating activities:		
Profit / (Loss) before Taxation	444.12	815.79
Adjustments to reconcile profit / (loss) before tax to net cash flows:		
Provision no longer required written back	(91.81)	351.27
Depreciation and amortisation	687.26	729.71
Provision for bad & doubtful debts	115.83	107.48
Loss on sale of Property, plant and equipment	51.13	21.94
Unrealised gain on Investment	(25.51)	(18.44)
Unrealised foreign exchange (gain)/ loss, net	56.23	(19.71)
Non Cash Items (Non controlling Interest)	-	(38.92)
Non Cash Items - Bad Debt Written off	1.78	-
Non Cash Item - Investment written Off	46.01	-
Interest Expense	720.92	680.67
Interest and Dividend income	(15.31)	(14.42)
Operating profit before working capital changes	1,990.66	2,615.38
Movement in working capital :		
Decrease/ (Increase) in Inventories	(120.16)	(181.54)
Increase/ (Decrease) in Trade payables	228.49	591.65
Increase/ (Decrease) in long-term provisions	(12.21)	149.30
Decrease/ (Increase) in Trade receivables	264.88	(1,280.01)
Decrease / (Increase) in Other Financial Assets and other assets	(102.34)	189.30
(Decrease)/ Increase in other current financial liabilities and current/Non-current provisions	220.22	156.40
Cash generated from operations	2,469.55	2,240.47
Income tax (net)	(124.43)	(531.67)

Particulars	For the year ended March 31, 2024	For the year ended March 31, 2023
Net cash generated from operating activities (A)	2,345.12	1,708.80
B. Cash flow from investing activities:		
Interest received	15.31	14.42
Acquisition of Property, plant and equipment	(879.10)	(778.04)
Purchase of investment	-	-
Net cash flow used in investing activities (B)	(863.80)	(763.63)
C. Cash flow from financing activities:		
Interest paid	(720.92)	(680.67)
Proceeds from borrowings	32.24	30.13
Proceeds from shares issued for Employee Stock Option Scheme (ESOP)	-	5.10
Dividends paid	(172.69)	(171.95)
Net cash flow (used in) / generated from financing activities (C)	(861.38)	(817.39)
Net (Decrease) / Increase in cash and cash equivalents (A + B + C)	619.95	127.79
Cash and cash equivalents at the beginning of the year	297.37	169.58
Cash and cash equivalents at the end of the year	917.32	297.37
Components of cash and cash equivalents		
Cash on hand	6.11	3.78
With Banks -in Current Account	194.45	293.59
With Banks -in fixed deposits	716.77	-
Total cash and cash equivalents	917.32	297.37

See accompanying material accounting policies information and notes forming part of the Consolidated Ind AS Financial Statements.

As per our report of even date attached

For and on behalf of **the Board of Directors**

For **K.S Aiyar & Co**

Accel Limited

Chartered Accountants

Firm's Registration No. 100186W

S.Kalyanaraman

K. Nagarajan

S.V.Rao

Partner

Director

Whole-time Director

Membership No. 200565

DIN: 02172617

DIN: 06600739

UDIN: 24200565BKAKZX7850

Mrs. K.Deepika

Rajesh Kumar Nandi

Company Secretary

Chief Financial Officer

Statement of changes in Equity for the year ended March 31, 2024

(All amounts are in INR Lakhs, except as otherwise stated)

a. Equity Share Capital

As at 01 April 2022	Changes in Equity Share Capital during the year (Refer Note 20)	Balance as at 31 March 2023
1,146.35	5.10	1,151.45
As at 01 April 2023	Changes in Equity Share Capital during the year (Refer Note 20)	Balance as at 31 March 2024
1,151.45	-	1,151.45

b. Other Equity

Particulars	Reserves & Surplus					Total Attributable to the owner's of the Company	Total Attributable to Non-controlling interest			
	Capital Reserve	Capital Redemption Reserve	Securities Premium	Asset Revaluation Reserve	Retained earnings			Other Comprehensive Income (Oci)	Other Reserve	Total Other Equity
Balance as at 1st April 2022	698.67	269.30	575.69	2,362.73	3,747.48	157.03	38.73	7,849.63	7,962.79	(113.16)
Profit for the year	-	-	-	-	284.14	1.78	-	285.92	-	-
Distribution made during the year	-	-	-	-	(190.83)	-	-	(190.83)	-	-
Add / (Less): On account of consolidation of subsidiary	-	-	19.50	-	(2.21)	-	-	17.29	-	-
Additions on account of amalgamation	-	-	-	-	(2,842.94)	-	-	(2,842.94)	-	-
Balance as at 31 March 2023	698.67	269.30	595.19	2,362.73	995.63	158.81	38.73	5,119.08	5,252.48	(133.41)
Profit for the year	-	-	-	-	328.94	37.55	-	366.49	-	-
Distribution made during the year	-	-	-	-	(172.69)	-	-	(172.69)	-	-
Add / (Less): On account of consolidation of subsidiary	-	-	-	-	32.11	34.19	-	66.30	-	-
Balance as at 31 March 2024	698.67	269.30	595.19	2,362.73	1,183.99	230.55	38.73	5,379.17	5,530.81	(151.64)

See accompanying material accounting policies information and notes forming part of the Consolidated Ind AS Financial Statements.
As per our report of even date attached For and on behalf of **the Board of Directors**

For **K.S Aiyar & Co**

Chartered Accountants
Firm's Registration No. 100186W

S.Kalyanaraman

Partner
Membership No. 200565
UDIN: 24200565BKAKZX7850

Place: Chennai
Date: 28.05.2024

Accel Limited

K. Nagarajan

Director
DIN: 02172617

Mrs. K.Deepika

Company Secretary
Place: Chennai
Date: 28.05.2024

S.V.Rao

Whole-time Director
DIN: 06600739

Rajesh Kumar Nandi

Chief Financial Officer
Place: Chennai
Date: 28.05.2024

Notes forming part of the Consolidated financial statements for the year ended on March 31, 2024

(All amounts are in INR Lakhs, except as otherwise stated)

1 Background

ACCEL Limited (hereinafter referred to as 'the Parent' or 'holding Company' or 'the Holding Company') was incorporated as Transmatic Systems Limited in the year 1985. The name of the parent got changed to Accel Limited consequent to the merger of Accel limited with Transmatic Systems Limited w.e.f. April 01, 2014. The Parent and its subsidiaries (together referred to as '**the Group**') is engaged in the business of Information Technology Services including Real Estate related to IT infrastructure and electronics communication, automative and its related products. The Parent is domiciled in India and its shares are listed on BSE . The registered office of the Group is located at Chennai.

The Consolidated financial statements were approved by the Board of Directors and authorized for issue on 28 May 2024.

2 Summary of Material accounting policies

Basis of preparation and presentation of consolidated financial statements.

2.1 Statement of compliance

The financial statements of the Group have been prepared in accordance with Indian Accounting Standards (Ind AS) as per the Companies (Indian Accounting Standards) Rules, 2015, as amended from time to time, notified under Section 133 of Companies Act, 2013, (the 'Act') and other relevant provisions of the Act.

Details of the Group's accounting policies are included in Note 3.

2.2 Basis of consolidation

The Consolidated financial statements include the financial statements of the Subsidiary companies as listed below. The financial statements of the subsidiary undertakings forming part of these consolidated financial statements are drawn up to 31st March 2024. Subsidiaries are all entities over which the Holding Company has the ability to control the financial and operating policies. All material inter company transactions and accounts are eliminated on consolidation.

Notes forming part of the Consolidated financial statements for the year ended on March 31, 2024

(All amounts are in INR Lakhs, except as otherwise stated)

Sl. No	Name of the subsidiaries	Relationship	Effective Ownership Interest as at the Balance Sheet Date	
			2023-24	2022-23
1	Accel Media Ventures Limited	Subsidiary	76.76	76.76
2	Accel OEM Appliances Limited	Subsidiary	-	100.00
3	Cetronics Technologies Private Limited	Subsidiary	50.00	50.00
4	Secureinteli Technologies Private Limited (Formerly Known as Bizcarta Technologies India Private Limited)	Associate	26.00	26.00

2.3 Functional and presentation currency

These financial statements are presented in Indian Rupees (INR), which is also the Group's functional currency. All amounts are in Indian rupees and have been rounded-off to the nearest lakhs, unless otherwise stated.

2.4 Basis of measurement

The financial statements have been prepared on the historical cost basis except for the following items:

Items	Measurement basis
- Certain financial assets and liabilities	Fair value
- Net defined benefit liability	Present value of defined benefit obligations

2.5 Use of Judgements, estimates and Assumptions

The preparation of these financial statements in conformity with recognition and measurement principles of Ind AS requires the management

to make estimates and assumptions that affect the application of accounting policies and the reported balances of assets, liabilities, disclosures relating to contingent liability as at the date of the financial statements and the reported amounts of income and expenses for the periods presented. Actual results may differ from these estimates. Uncertainty about these assumptions and estimates could result in outcomes that require a material adjustment to the carrying amount of assets or liabilities affected in future periods.

Estimates and underlying assumptions are reviewed on an ongoing basis. Revisions to accounting estimates are recognised prospectively. Existing circumstances and assumptions about future developments, however, may change due to market changes or circumstances arising that are beyond the control of the group. Such changes are reflected in the assumptions when they occur.

Assumptions and estimation uncertainties

The following are significant management judgements in applying the accounting policies

Notes forming part of the Consolidated financial statements for the year ended on March 31, 2024

(All amounts are in INR Lakhs, except as otherwise stated)

of the Group that have the most significant effect on the financial statements in the year ended 31 March 2024.

B Critical judgements and estimates
1 Useful lives of property, plant and equipment (PPE) & Other Intangible Assets

As described at Note 3.3 & 3.4 below, the charge in respect of periodic depreciation for the year is derived after determining an estimate of an PPE's expected useful life and the expected residual value at the end of its life. The useful lives and residual values of Group's PPE are determined by the management at the time the PPE is acquired and reviewed annually. The lives are based on historical experience with similar assets as well as anticipation of future events, which may impact their life, such as changes in technical or commercial obsolescence arising from changes or improvements in production or from a change in market demand of the product or service output of the asset.

2 Employee benefits

The cost of defined benefit plans are determined using actuarial valuation, which involves making assumptions about discount rates, expected rates of return on assets, future salary increases, and mortality rates. Due to the long-term nature of these plans, such estimates are subject to significant uncertainty. The cost of the defined benefit gratuity plan and the present value of the gratuity obligation are determined using actuarial valuations. An actuarial valuation involves

making various assumptions that may differ from actual developments in the future. These include the determination of the discount rate, future salary increases and mortality rates. Due to the complexities involved in the valuation and its long-term nature, a defined benefit obligation is highly sensitive to changes in these assumptions. Future salary increases and gratuity increases are based on expected future inflation rates. Further details about gratuity obligations are given in Note No 49.

3 Provisions and contingencies

Critical judgements are involved in measurement of provisions and contingencies including those relating to Tax/other statutory litigations and estimation of the likelihood of occurrence thereof based on factors such as expert opinion, past experience etc.

4 Classification of leases

Ind AS 116 requires lessees to determine the lease term as the non-cancellable period of a lease adjusted with any option to extend or terminate the lease, if the use of such option is reasonably certain. The Group makes an assessment on the expected lease term on a lease-by-lease basis and thereby assesses whether it is reasonably certain that any options to extend or terminate the contract will be exercised. In evaluating the lease term, the Group considers factors such as any significant leasehold improvements undertaken over the lease term, costs relating to the termination of

Notes forming part of the Consolidated financial statements for the year ended on March 31, 2024

(All amounts are in INR Lakhs, except as otherwise stated)

the lease and the importance of the underlying asset to the Group operations taking into account the location of the underlying asset and the availability of suitable alternatives. The lease term in future periods is reassessed to ensure that the lease term reflects the current economic circumstances. After considering current and future economic conditions, the Group has concluded that no changes are required to lease period relating to the existing lease contracts.

5 Recognition of deferred tax assets and income tax treatments

Significant judgments are involved in determining the provision for income taxes, including amount expected to be paid/recovered for uncertain tax positions. The extent to which deferred tax assets can be recognised is based on an assessment of the probability that future taxable income will be available against which the deductible temporary differences and tax loss carry forward can be utilised. In addition, significant judgement is required in assessing the impact of any legal or economic limits or uncertainties in various tax jurisdictions.

6 Capitalisation of internally developed intangible assets

Distinguishing the research and development phases of a new customised project and determining whether the recognition requirements for the capitalisation of development costs are met requires judgement. After capitalisation, management monitors

whether the recognition requirements continue to be met and whether there any indicators that capitalised costs may be impaired.

7 Evaluation of indicators for impairment of assets

The evaluation of applicability of indicators of impairment of assets requires assessment of several external and internal factors which could result in deterioration of recoverable amount of the assets. In assessing impairment, management estimates the recoverable amount of each asset or cash generating units based on expected future cash flows and uses an interest rate to discount them. Estimation uncertainty relates to assumptions about future operating results and the determination of a suitable discount rate.

8 Recoverability of advances / receivables

At each balance sheet date, based on historical default rates observed over expected life, the management assesses the expected credit loss on outstanding receivables and advances.

9 Inventory

Management estimates the net realizable values of inventories, taking into account the most reliable evidence available at each reporting date. The future realization of these inventories may be affected by future technology or other market-driven changes that may reduce future selling prices.

Notes forming part of the Consolidated financial statements for the year ended on March 31, 2024

(All amounts are in INR Lakhs, except as otherwise stated)

10 Fair value measurements

When the fair value of financial assets and financial liabilities recorded in the balance sheet cannot be measured based on quoted prices in active markets, their fair value is measured using valuation techniques including the Discounted Cash Flow model. The inputs to these models are taken from observable markets where possible, but where this is not feasible, a degree of judgement is required in establishing fair values. Judgements include considerations of inputs such as liquidity risk, credit risk and volatility. Changes in assumptions about these factors could affect the reported fair value of financial instruments.

2.6 Changes in accounting policies

The group has consistently applied the accounting policies to all the periods present in these financial statements. Accounting policies have been consistently applied except where a newly-issued accounting standard is initially adopted or a revision to an existing accounting standard requires a change in the accounting policy hitherto in use.

2.7 Current versus non-current classification

The group presents assets and liabilities in the balance sheet based on current / non-current classification.

An asset is treated as current when it is:

- Expected to be realized or intended to be sold or consumed in normal operating cycle;
- Held primarily for the purpose of trading;

- Expected to be realized within twelve months after the reporting period, or
- Cash or cash equivalent unless restricted from being exchanged or used to settle a liability for at least twelve months after the reporting period.

All other assets are classified as non-current.

A liability is current when:

- It is expected to be settled in normal operating cycle;
- It is held primarily for the purpose of trading;
- It is due to be settled within twelve months after the reporting period, or
- There is no unconditional right to defer the settlement of the liability for at least twelve months after the reporting period.

All other liabilities are classified as non-current.

The operating cycle is the time between the acquisition of assets for processing and their realization in cash and cash equivalents. The group has evaluated and considered its operating cycle as 12 months.

3 Material accounting policies

3.1 Foreign currency transactions

Transactions in foreign currencies are translated into the functional currency of the group, at the exchange rates at the dates of the transactions or an average rate, if the average

Notes forming part of the Consolidated financial statements for the year ended on March 31, 2024

(All amounts are in INR Lakhs, except as otherwise stated)

rate approximates the actual rate at the date of the transaction. These financial statements are presented in Indian Rupees (rounded off to nearest lakhs).

Foreign currency denominated monetary assets and liabilities are translated into the relevant functional currency at exchange rates in effect at the Balance sheet date. The gains or losses resulting from such transactions are included in net profit in the Statement of Profit and Loss. A monetary item for which settlement is neither planned nor likely to occur in the foreseeable future is considered as a part of the entity's net investment in that foreign operation.

Non-monetary assets and non-monetary liabilities denominated in a foreign currency and measured at fair value are translated at the exchange rates prevalent at the date when the fair value was determined. Non-monetary assets and non-monetary liabilities denominated in a foreign currency and measured at historical cost are translated at the exchange rates prevalent at the date of transaction.

Transaction gains or losses realized upon settlement of foreign currency translations are included in determining net profit for the period in which the transaction is settled. Revenue, expense and cash-flow items denominated in foreign currencies are translated into the relevant functional currencies using the exchange rate in effect on the date of the transaction.

Foreign exchange differences regarded as an adjustment to borrowing costs are presented in the Statement of Profit and Loss, within finance costs. All other foreign exchange gains and losses are presented in the Statement of Profit and Loss on a net basis within other gains/(losses).

3.2 Financial instruments

i. Recognition and initial measurement

Trade receivables and debt securities issued are initially recognised when they are originated. All other financial assets and financial liabilities are initially recognised when the Group becomes a party to the contractual provisions of the instrument.

ii. Classification and subsequent measurement

Financial assets

Financial assets are not reclassified subsequent to their initial recognition, except if and in the period the Group changes its business model for managing financial assets.

A financial asset is measured at amortised cost if it meets both of the following conditions and is not designated as at FVTPL:

- the asset is held within a business model whose objective is to hold assets to collect contractual cash flows; and
- the contractual terms of the financial asset give rise on specified dates to cash flows that are solely payments of principal and interest on the principal amount outstanding.

Notes forming part of the Consolidated financial statements for the year ended on March 31, 2024

(All amounts are in INR Lakhs, except as otherwise stated)

All financial assets not classified as measured at amortised cost as described above are measured at FVTPL. This includes all derivative financial assets. On initial recognition, the Group may irrevocably designate a financial asset that otherwise meets the requirements to be measured at amortised cost as at FVTPL if doing so eliminates or significantly reduces an accounting mismatch that would otherwise arise.

Financial assets: Subsequent measurement and gains and losses

Financial assets at FVTPL:	These assets are subsequently measured at fair value. Net gains and losses, including any interest or dividend income, are recognised in the Statement of Profit and Loss.
----------------------------	--

Financial liabilities: Classification, subsequent measurement and gains and losses.

Financial liabilities are classified as measured at amortised cost or FVTPL. A financial liability is classified as at FVTPL if it is classified as held-for-trading, or it is a derivative or it is designated as such on initial recognition. Financial liabilities at FVTPL are measured at fair value and net gains and losses, including any interest expense, are recognised in Statement of Profit and Loss.. Other financial liabilities are subsequently measured at amortised cost using the effective interest method. Interest expense and foreign exchange gains and losses are recognised in the Statement of Profit and Loss. Any gain or loss on derecognition is

also recognised in the Statement of Profit and Loss.

iii. Derecognition
Financial assets

The Group derecognises a financial asset when the contractual rights to the cash flows from the financial asset expire, or it transfers the rights to receive the contractual cash flows in a transaction in which substantially all of the risks and rewards of ownership of the financial asset are transferred or in which the group neither transfers nor retains substantially all of the risks and rewards of ownership and does not retain control of the financial asset. The group has transferred its rights to receive cash flows from the asset or has assumed an obligation to pay the received cash flows in full without material delay to a third party under a 'pass-through' arrangement; and either (i) the group has transferred substantially all the risks and rewards of the asset, or (ii) the group has neither transferred nor retained substantially all the risks and rewards of the asset, but has transferred control of the asset.

If the Group enters into transactions whereby it transfers assets recognised on its balance sheet, but retains either all or substantially all of the risks and rewards of the transferred assets, the transferred assets are not derecognised.

Financial liabilities

The Group derecognises a financial liability when its contractual obligations are discharged or cancelled, or expired.

Notes forming part of the Consolidated financial statements for the year ended on March 31, 2024

(All amounts are in INR Lakhs, except as otherwise stated)

The Group also derecognises a financial liability when its terms are modified and the cash flows under the modified terms are substantially different. In this case, a new financial liability based on the modified terms is recognised at fair value. The difference between the carrying amount of the financial liability extinguished and the new financial liability with modified terms is recognised in the Statement of Profit and Loss.

iv. Offsetting

Financial assets and financial liabilities are offset and the net amount is presented in the balance sheet when, and only when, the Group currently has a legally enforceable right to set off the amounts and it intends either to settle them on a net basis or to realise the asset and settle the liability simultaneously.

v. Derivative financial instruments

The Group uses foreign currency forward contracts to hedge its risks associated with foreign currency fluctuations relating to certain firm commitments and highly probable forecast transactions. The Group does not hold derivative financial instruments for speculative purposes. Forward contracts are recognised at fair value on the date the contract is entered into and are subsequently remeasured at fair value.

3.3 Property, plant and equipment

i. Recognition and measurement

Items of property, plant and equipment are measured at cost less accumulated

depreciation and accumulated impairment losses, if any.

Cost of an item of property, plant and equipment comprises its purchase price, including import duties and non-refundable purchase taxes, after deducting trade discounts and rebates, any directly attributable cost of bringing the item to its working condition for its intended use.

If significant parts of an item of Property, plant and equipment have different useful lives, then they are accounted for as separate items (major components) of Property, plant and equipment.

Any gain or loss on disposal of an item of property, plant and equipment is recognised in the Statement of Profit and Loss.

Advances paid towards the acquisition of property, plant and equipment outstanding at each balance sheet date is classified as capital advances under other non-current assets and the cost of assets not put to use before such date are disclosed under 'Capital work-in-progress'.

ii. Subsequent expenditure

Subsequent expenditure is capitalised only if it is probable that the future economic benefits associated with the expenditure will flow to the Group.

Repairs and maintenance costs are recognized in the Statement of Profit and Loss when incurred.

Notes forming part of the Consolidated financial statements for the year ended on March 31, 2024

(All amounts are in INR Lakhs, except as otherwise stated)

iii. Depreciation and amortisation

Depreciation is calculated on cost of items of property, plant and equipment less their estimated residual values over their estimated useful lives using the straight-line method, in case of leasehold improvements, the shorter lease term and is generally recognised in the Statement of Profit and Loss.

The estimated useful lives of PPE are as follows:

Asset	Management estimate of useful life (Years)	Useful life as per Schedule II (Years)
Leasehold Land	99	NA
Buildings	30	30
Building at KINFRA Film and Video Park	40	30
Plant and Machinery	15	15
Plant and Machinery (Ricoh Printers)	5	5
Computer and accessories	3	3
Furniture and office equipment's	10	10
Vehicles	5	8
Lease Hold Improvement	3	3
Tools	3	3

Depreciation method, useful lives and residual values are reviewed at each financial year end and adjusted if appropriate. Based on

technical evaluation and consequent advice, the management believes that its estimates of useful lives as given above best represent the period over which management expects to use these assets and are different from those prescribed in Schedule II of the Companies Act, 2013.

Individual Property, Plant and Equipment whose cost does not exceed INR 5,000/- are fully depreciated in the year of acquisition.

Depreciation on additions (disposals) is provided from the month of additions (up to) the date on which asset is ready for use (disposed of).

Leasehold improvements are depreciated over shorter of their useful life or the lease term, unless the entity expects to use the assets beyond the lease term.

The Property, Plant and Equipment's residual values and useful lives are reviewed and adjusted if appropriate, at the end of the reporting period .

An Property, Plant and Equipment carrying amount is written down immediately to its recoverable amount if the asset's carrying amount is greater than its estimated recoverable amount .

The cost and related accumulated depreciation are eliminated from the financial statements upon sale or retirement of the asset and the resultant gains/ losses are recognised in the Statement of Profit and Loss. Assets to be disposed off are reported at the lower of the carrying value or the fair value less cost to sell.

Notes forming part of the Consolidated financial statements for the year ended on March 31, 2024

(All amounts are in INR Lakhs, except as otherwise stated)

Transition to Ind AS

On transition to Ind AS, the Group has elected to continue with the carrying value of all of its Property, plant and equipment recognized as at 1 April, 2016 measured as per the previous GAAP and use that carrying value as the deemed cost of such Property, plant and equipment.

Leased assets

A Lease is classified at the inception date as a Finance Lease or an Operating Lease. A Lease that transfers Substantially all the risks and rewards incidental to ownership to the Group is classified as Finance Lease. Fixed assets acquired on finance lease have been capitalized at lower of present value of minimum lease payments or fair value. These assets have been depreciated over the useful life of the asset as technically ascertained by the Group.

3.4 Other Intangible assets

i. Recognition and measurement

Other Intangible assets acquired by the Group are initially measured at cost. Such intangible assets are subsequently measured at cost less accumulated amortisation and any accumulated impairment losses.

Other Intangible assets in the nature of digital assets are capitalized as and when it is completed and ready for commercialization and amortized over a period of revenue earning potential as

estimated by the management. Cost of own / co production of animation products and not ready for commercialization as at the year end is carried forward as capital work in progress in the balance sheet as at the year end, if the management is convinced of the commercial viability of the same. Development expenses of animation products that are not considered to be commercially viable are expensed.

Gains or losses arising from derecognition of Other Intangible asset are measured as the difference between the net disposal proceeds and the carrying amount of the asset and are recognized in the statement of profit and loss when the asset is derecognized.

ii. Subsequent expenditure

Subsequent expenditure is capitalised only when it increases the future economic benefits embodied in the specific asset to which it relates. All other expenditures are recognised in the Statement of Profit and loss as incurred.

iii. Amortisation

Amortisation is calculated to write off of the cost of Other Intangible assets less their estimated residual values over their estimated useful lives using the straight-line method, and is included in depreciation and amortisation in the Statement of Profit and Loss.

Notes forming part of the Consolidated financial statements for the year ended on March 31, 2024

(All amounts are in INR Lakhs, except as otherwise stated)

The estimated useful lives are as follows:

Asset	Useful life (Years)
Software	3
Intellectual Property Rights	12
Goodwill	10

Amortisation method, useful lives and residual values are reviewed at the end of each financial year and adjusted if appropriate.

3.5 Intangible assets under development

An intangible asset arising from development (or from the development phase of an internal project) is being recognised after evaluation of the following factors:

- (a) The technical feasibility of completing the intangible asset so that it will be available for use or sale.
- (b) Its intention to complete the intangible asset and use or sell it.
- (c) Its ability to use or sell the intangible asset.
- (d) How the intangible asset will generate probable future economic benefits. Among other things, the entity can demonstrate the existence of a market for the output of the intangible asset or the intangible asset itself or, if it is to be used internally, the usefulness of the intangible asset.
- (e) The availability of adequate technical, financial and other resources to complete the development and to use or sell the intangible asset.

- (f) Its ability to measure reliably the expenditure attributable to the intangible asset during its development.

3.6 Capital work-in-progress

Projects under which assets are not ready for their intended use and other capital work-in-progress are carried at cost, comprising direct cost and attributable interest. Once it has become available for use, their cost is re-classified to appropriate caption and subjected to depreciation.

3.7 Investment Property

Investment Property comprises Building that are held for long-term lease rental yields and/or for capital appreciation. Investment property is initially recognised at cost including transaction costs. Subsequently Investment Property comprising Building are carried at cost less accumulated depreciation.

Depreciation on Building is provided over the estimated useful lives (refer note 3.3) as specified in Schedule II to the Companies Act, 2013.

Investment Property is de-recognised when either they have been disposed off or doesn't meet the criteria of Investment Property when the Investment Property is permanently withdrawn from use and no future economic benefit is expected from its disposal.

The difference between the net disposal proceeds and the carrying amount of the asset is recognised in the Statement of Profit and Loss in the period of de-recognition.

Notes forming part of the Consolidated financial statements for the year ended on March 31, 2024

(All amounts are in INR Lakhs, except as otherwise stated)

Investment Property is de-recognised when either they have been disposed off or doesn't meet the criteria of Investment Property when the Investment Property is permanently withdrawn from use and no future economic benefit is expected from its disposal.

The difference between the net disposal proceeds and the carrying amount of the asset is recognised in the Statement of Profit and Loss in the period of de-recognition.

3.8 Inventories

Inventories include components, stock-in-trade, stores, spares & Stand by units.

The Group is maintaining inventory under two heads i.e. own stock and customer stock.

Inventories are measured at the lower of cost and net realisable value. Costs of inventory is determined using the weighted average method and cost of inventories comprises all cost of purchase and other cost incurred in bringing them to the present location and condition, net of discounts.

When the stocks are used from the provision made, then the provision is being reversed.

Inventories of stores and spares are valued at lower of cost, net of provision for diminution in the value. Cost is determined on weighted average cost basis.

Net realisable value is the estimated selling price in the ordinary course of business, less the estimated costs of completion and selling expenses

The Group has a policy of providing for Inventory as given below effective from 1st October 2021 (Financial Year 2021-22).

- a) **Stock-in-Trade:** If materials held as stock for more than 365 days, 50% provision and more than 730 days, 100% Provision will be created on the value of the stock.
- b) **Components and Spares used for Repairs & maintenance Services:** 20% provision will be created on the value of total holding at the end of every year.
- c) **Backup computers / Accessories/ Printers given at customer locations:** These Assets are considered under Inventory in a separate category with a 20% Provision on the value of total holding at the end of every year.
- d) **Consumables :** These are charged as and when issued from the stores. In case of assets given on rent under MPS Division, Consumables will be charged off as and when replaced in the Machine (Against the receipt of the defective item)
- e) **Principal's stock / FOC materials:** Only quantitative count is maintained and not forming part of the Inventory.

3.9 Impairment

i. Impairment of financial instruments

Evidence that a financial asset is credit - impaired includes the following observable data:

Notes forming part of the Consolidated financial statements for the year ended on March 31, 2024

(All amounts are in INR Lakhs, except as otherwise stated)

- significant financial difficulty of the borrower or issuer;
- a breach of contract such as a default;
- the restructuring of a loan or advance by the Group on terms that the Group would not consider otherwise;
- it is probable that the counter party will enter bankruptcy or other financial reorganisation; or
- the disappearance of an active market for a security because of financial difficulties.

The Group measures loss allowance at an amount equal to lifetime expected credit losses, except for the following, which are measured as 12 month expected credit losses:

- Bank balances for which credit risk (i.e. the risk of default occurring over the expected life of the financial instrument) has not increased significantly since initial recognition.

Loss allowance for trade receivables are always measured at an amount equal to lifetime expected credit losses. Lifetime expected credit losses are the expected credit losses that result from all possible default events over the expected life of a financial instrument. 12 month expected credit losses are the portion of expected credit losses that result from default events that are possible within 12 months after the reporting date (or a shorter period if the expected life of the instrument is less than 12 months). In all cases, the maximum period

considered when estimating expected credit losses is the maximum contractual period over which the Group is exposed to credit risk.

When determining whether the credit risk of a financial asset has increased significantly since initial recognition and when estimating expected credit losses, the Group considers reasonable and supportable information that is relevant and available without undue cost or effort. This includes both quantitative and qualitative information and analysis, based on the Group's historical experience and informed credit assessment and including forward - looking information.

The Group assumes that the credit risk on a financial asset has increased significantly if it is more than 365 days past due.

The Group considers a financial asset to be in default when:

- the borrower is unlikely to pay its credit obligations to the Group in full, without recourse by the Group to actions such as realising security (if any is held).
- the financial asset is 365 days or more and due

Measurement of expected credit losses

Expected credit losses are a probability-weighted estimate of credit losses. Credit losses are measured as the present value of all cash shortfalls (i.e. the difference between the cash flows due to the Group in accordance with the contract and the cash flows that the Group expects to receive).

Notes forming part of the Consolidated financial statements for the year ended on March 31, 2024

(All amounts are in INR Lakhs, except as otherwise stated)

Presentation of allowance for expected credit losses in the balance sheet

Loss allowance for financial assets measured at amortised cost are deducted from the gross carrying amount of the assets.

Write-off

The gross carrying amount of a financial asset is written off (either partially or in full) to the extent that there is no realistic prospect of recovery. This is generally the case when the Group determines that the debtor does not have assets or sources of income that could generate sufficient cash flows to repay the amounts subject to the write-off. However, financial assets that are written off could still be subject to enforcement activities in order to comply with the Group's procedures for recovery of amounts due.

ii. Impairment of non-financial assets

The Group's non-financial assets, other than inventories and deferred tax assets, are reviewed at each reporting date to determine whether there is any indication of impairment. If any such indication exists, then the asset's recoverable amount is estimated. For impairment testing, assets that do not generate independent cash inflows are grouped together into cash-generating units (CGUs). Each CGU represents the smallest group of assets that generates cash inflows that are largely independent of the cash inflows of other assets or CGUs.

The recoverable amount of a CGU (or an individual asset) is the higher of its value in use and its fair value less costs to sell. Value in use is based on the estimated future cash flows, discounted to their present value using a pre-tax discount rate that reflects current market assessments of the time value of money and the risks specific to the CGU (or the asset).

The Group's corporate assets do not generate independent cash inflows. To determine impairment of a corporate asset, recoverable amount is determined for the CGUs to which the corporate asset belongs.

An impairment loss is recognised if the carrying amount of an asset or CGU exceeds its estimated recoverable amount. Impairment losses are recognised in the statement of profit and loss. Impairment loss recognised in respect of a CGU is allocated first to reduce the carrying amount of any goodwill allocated to the CGU, and then to reduce the carrying amounts of the other assets of the CGU (or group of CGUs) on a pro rata basis.

3.10 Employee benefits

Expenses and liabilities in respect of employee benefits are recorded in accordance with Ind AS 19- Employee Benefits.

i. Short-term employee benefits

Short-term employee benefit obligations are measured on an undiscounted basis and are expensed as the related service is provided. A liability is recognised for the amount expected

Notes forming part of the Consolidated financial statements for the year ended on March 31, 2024

(All amounts are in INR Lakhs, except as otherwise stated)

to be paid e.g., under short-term bonus, if the Group has a present legal or constructive obligation to pay this amount as a result of past service provided by the employee, and the amount of obligation can be estimated reliably.

ii. Share-based payment transactions

The grant date fair value of equity settled share-based payment awards granted to employees is recognised as an employee expense, with a corresponding increase in equity, over the period that the employees unconditionally become entitled to the awards. The amount recognised as expense is based on the estimate of the number of awards for which the related service and non-market vesting conditions are expected to be met, such that the amount ultimately recognised as an expense is based on the number of awards that do meet the related service and non-market vesting conditions at the vesting date.

iii. Defined contribution plans

A defined contribution plan is a post-employment benefit plan under which an entity pays fixed contributions into a separate entity and will have no legal or constructive obligation to pay further amounts. The Group makes specified monthly contributions towards Government administered provident fund scheme and Employees State Insurance Scheme. Obligations for contributions to defined contribution plans are recognised as an employee benefit expense in profit or loss in the periods during which the related services are rendered by employees.

iv. Defined benefit plans

A defined benefit plan is a post-employment benefit plan other than a defined contribution plan. The Group's net obligation in respect of defined benefit plans is calculated separately for each plan by estimating the amount of future benefit that employees have earned in the current and prior periods.

The Group's gratuity plan is partly funded, defined benefit obligation is performed annually by a qualified actuary using the projected unit credit method at each balance sheet date. The defined benefit obligation is determined as the present value of the estimated future cash flows expected to be made by the Group in respect of services rendered by its employees up to the reporting date.

Remeasurements of the net defined benefit liability, which comprise actuarial gains and losses are recognised in OCI. The Group determines the interest expense on the defined benefit liability for the period by applying the discount rate used to measure the defined benefit obligation at the beginning of the annual period to the then defined benefit liability. Interest expense and other expenses related to defined benefit plans are recognised in profit or loss under finance costs and employee benefit expenses respectively.

When the benefits of a plan are changed or when a plan is curtailed, the resulting change in benefit that relates to past service ('past service cost' or 'past service gain') or the gain or loss on curtailment is recognised immediately in

Notes forming part of the Consolidated financial statements for the year ended on March 31, 2024

(All amounts are in INR Lakhs, except as otherwise stated)

profit or loss. The Group recognises gains and losses on the settlement of a defined benefit plan when the settlement occurs.

v. Other long-term employee benefits

The Group's net obligation in respect of long-term employee benefits other than post-employment benefits is the amount of future benefit that employees have earned in return for their service in the current and prior periods; that benefit is discounted to determine its present value, and the fair value of any related assets is deducted. The obligation is measured on the basis of an annual independent actuarial valuation using the projected unit credit method. Remeasurements gains or losses are recognised in Statement of Profit and loss in the period in which they arise.

3.11 Revenue recognition

Revenue is recognised to the extent that it is probable that the economic benefits will flow to the Group and the revenue can be reliably measured, regardless of when the payment is being made. Revenue is measured at the fair value of the consideration received or receivable, taking into account contractually defined terms of payment and excluding taxes and duties collected on behalf of the government. The Group has concluded that it is the principal in all of its revenue arrangements since it is the primary obligor in all the revenue arrangements as it has pricing latitude and is also exposed to inventory and credit risks.

The following specific recognition criteria must also be met before revenue is recognised:

1) IT Services

The Group earns revenue primarily from providing warranty and post warranty services, annual maintenance contract services, on-site support services and other related services. The Group has applied Ind AS 115 which establishes a comprehensive framework for determining whether, how much and when revenue is to be recognised.

Revenue is recognised upon transfer of control of promised services to customers in an amount that reflects the consideration which the Group expects to receive in exchange for those services.

- Revenue from warranty services is recognised on output basis, measured by number of calls processed.
- Revenue from annual maintenance service where the Group is standing ready to provide services is recognised based on time elapsed mode and revenue is straight lined over the period of performance.
- Revenue from others comprises of sale of spares and outsourced manpower supply. The Group recognises the revenue on sale of spares at the point in time when control is transferred to the customer. Revenue in case of outsourced manpower is based on output basis, measured by efforts expended (hours).

Notes forming part of the Consolidated financial statements for the year ended on March 31, 2024

(All amounts are in INR Lakhs, except as otherwise stated)

- Revenue from scrap sales is recognised at the point in time when control is transferred to the customer.

Contract assets are recognised when there is excess of revenue earned over billings on contracts. Contract assets are classified as unbilled receivables (only act of invoicing is pending) when there is unconditional right to receive cash, and only passage of time is required, as per contractual terms.

Unearned and deferred revenue ("contract liability") is recognised when there is billings in excess of revenues.

In accordance with Ind AS 37, the Group recognises an onerous contract provision when the unavoidable costs of meeting the obligations under a contract exceed the economic benefits to be received.

Disaggregation of revenue

The Group disaggregates revenue from contracts with customers by the geographic location of the customers. The Group believes that this disaggregation best depicts how the nature, amount, timing and uncertainty of our revenues and cash flows are affected by industry, market and other economic factors.

Performance obligations and revenue recognition policies

The following details provides information about the nature and timing of the satisfaction of performance obligations in contracts with

customers, including significant payment terms, and the related revenue recognition policies.

Revenue recognition under Ind AS 115

a. Sale of Goods

Sale is recognised upon transfer of control of promised delivery of goods to the customers, being the point of time when the product / software is delivered and acknowledged by the customer in an amount that reflects the considerations expected to receive in exchange for those products . Revenue is measured based on the transaction price, which is the consideration as specified in the contract with the customer. Revenue also excludes taxes collected from customers.

b. Sales of Services

Revenue is recognised upon transfer of control of promised services to the customers in an amount that reflects the considerations expected to receive in exchange for those products or services. Revenue is measured based on the transaction price, which is the consideration as specified in the contract with the customer. Revenue also excludes taxes collected from customers.

1) Animation Division

In respect of Animation services for third parties, income is recognized based on milestone achieved as specified in the

Notes forming part of the Consolidated financial statements for the year ended on March 31, 2024

(All amounts are in INR Lakhs, except as otherwise stated)

contracts. In case of own production of Animated content income is recognized on sale / licensing of such products. Share of surplus from co production ventures is recognized as and when the same accrues after recoupment of the production cost in full as per the terms of the agreement.

Revenue from services are usually recognised based on the service performed in accordance with contractual terms.

2) Rental Income

Revenue from renting out of movable and immovable properties are recognised on an accrual basis.

3) Interest Income

Interest Income reported on accrual basis using the effective interest method and is included under the head "Other Income" in the statement of Profit and loss.

4) Unbilled Revenue

The Group has contracts with customers ranging from 1 year to 5 years and the billing is done as per billing cycle based on contract terms. Revenue is recognised by the Group on annuity basis. So wherever bills have not been raised revenue is recognised based on the basis of service provided. However, these estimates are reviewed regularly and figures are revised based on subsequent billing.

5) Deferred Income

Billing is made as per billing cycles agreed with the customers. Wherever billing is made as per contract and the period of such billing has not expired, such revenue for the unexpired period of contract as on the date of recognition is treated as deferred Income.

6) Media Revenue Recognition.

The Subsidiary namely Accel Media Ventures Limited earns revenue primarily from providing VFX/animation services to customers. Effective April 1, 2018, the Group has applied IND AS 115 for recognition of revenue. Revenue is recognised using Percentage of completion method ("POC method") of accounting with contract cost incurred determining the degree of the completion of the performance obligation. Revenue is measured based on the transaction price , which is the consideration, adjusted for price concessions and incentive if any. Contract assets are recognised when there is excess of revenue earned over billing on contracts. contract assets are classified as unbilled receivables. Unearned and deferred revenue ("Contract Liabilities") is recognised when there is billings in excess of revenues. The billing schedule agreed with customers includes periodic performance based payment and/ or milestone based progress payments. Invoices are payables within contractually agreed credit period.

Notes forming part of the Consolidated financial statements for the year ended on March 31, 2024

(All amounts are in INR Lakhs, except as otherwise stated)

3.12 Leases
i) Group as a lessee:

The Group accounts for each lease component within the contract as a lease separately from non-lease components of the contract and allocates the consideration in the contract to each lease component on the basis of the relative stand-alone price of the lease component and the aggregate stand-alone price of the non-lease components.

The Group recognises a right-of-use asset and a lease liability at the lease commencement date. The right-of-use asset is initially measured at cost, which comprises the initial amount of the lease liability adjusted for any lease payments made at or before the commencement date, plus any initial direct costs incurred and an estimate of costs to dismantle and remove the underlying asset or to restore the underlying asset or the site on which it is located, less any lease incentives received.

The right-of-use asset is subsequently depreciated using the straight-line method from the commencement date to the end of the lease term, unless the lease transfers ownership of the underlying asset to the Group by the end of the lease term or the cost of the right-of-use asset reflects that the Group will exercise a purchase option. In that case the right-of-use asset will be depreciated over the useful life of the underlying asset, which is determined on the same basis as those of property, plant and equipment. In addition, the right-of-use asset

is periodically reduced by impairment losses, if any, and adjusted for certain remeasurements of the lease liability.

The lease liability is initially measured at the present value of the lease payments that are not paid at the commencement date, discounted using the Group's incremental borrowing rate. The Group determines its incremental borrowing rate by obtaining interest rates from various external financing sources that reflects the terms of the lease and type of the asset leased.

The lease payments included in the measurements of the lease liability comprise the following:

- fixed payments, including in substance fixed payments;
- variable lease payments that depend on an index or rate, initially measured using the index or rate as at the commencement date
- amounts expected to be payable under a residual value guarantee; and
- the exercise price under a purchase option that the Group is reasonably certain to exercise, lease payments in an optional renewal period if the Group is reasonably certain to exercise an extension option, and penalties for early termination of a lease unless the Group is reasonably certain not to terminate early.

The lease liability is measured at amortised cost using the effective interest method. It is remeasured when there is a change in future

Notes forming part of the Consolidated financial statements for the year ended on March 31, 2024

(All amounts are in INR Lakhs, except as otherwise stated)

lease payments arising from a change in an index or rate, if there is a change in the Group's estimate of the amount expected to be payable under a residual value guarantee, if the Group changes its assessment of whether it will exercise a purchase, extension or termination option or if there is a revised in - substance fixed lease payment.

When the lease liability is remeasured in this way, a corresponding adjustment is made to the carrying amount of the right-of-use asset, or is recorded in Statement of Profit and loss if the carrying amount of the right-of-use asset has been reduced to zero. The Group presents right-of-use assets and lease liabilities separately on the face of the balance sheet.

ii) Short-term leases and low value assets:

The Group has elected not to apply the requirements of Ind AS 116 Leases to short-term leases of all assets that have a lease term of 12 months or less and leases for which the underlying asset is of low value. The lease payments associated with these leases are recognized as an expense on a straight-line basis over the lease term.

iii) Operating leases:

Leases, where the lessor effectively retains substantially all the risks and rewards incidental to ownership of the leased item are classified as operating leases. Payments under operating leases are recognized in the Statement of

Profit and Loss on a straight line basis over the term of the lease unless such payments are structured to increase in line with expected general inflation to compensate for the lessor inflationary cost increase.

3.13 Recognition of dividend income, interest income or expense

Dividend income is recognised in the Statement of Profit and loss on the date on which the Group's right to receive payment is established.

Interest income or expense is recognised using the effective interest method.

The 'effective interest rate' is the rate that exactly discounts estimated future cash payments or receipts through the expected life of the financial instrument to:

- the gross carrying amount of the financial asset; or
- the amortised cost of the financial liability.

In calculating interest income and expense, the effective interest rate is applied to the gross carrying amount of the asset (when the asset is not credit-impaired) or to the amortised cost of the liability. However, for financial assets that have become credit-impaired subsequent to initial recognition, interest income is calculated by applying the effective interest rate to the amortised cost of the financial asset. If the asset is no longer credit-impaired, then the calculation of interest income reverts to the gross basis.

Notes forming part of the Consolidated financial statements for the year ended on March 31, 2024

(All amounts are in INR Lakhs, except as otherwise stated)

3.14 Income tax

Income tax comprises current and deferred tax. It is recognised in the statement of profit and loss except to the extent that it relates to a business combination or to an item recognised directly in equity or in other comprehensive income respectively.

i. Current tax

Current tax comprises the expected tax payable or receivable on the taxable income or loss for the year and any adjustment to the tax payable or receivable in respect of previous years. The amount of current tax reflects the best estimate of the tax amount expected to be paid or received after considering the uncertainty, if any, related to income taxes. It is measured using tax rates (and tax laws) enacted or substantively enacted by the Balance sheet date.

Current tax assets and current tax liabilities are offset only if there is a legally enforceable right to set off the recognised amounts, and it is intended to realise the asset and settle the liability on a net basis or simultaneously.

ii. Deferred tax

Deferred tax is recognised in respect of temporary differences between the carrying amounts of assets and liabilities for financial reporting purposes and the corresponding amounts used for taxation purposes. Deferred tax is also recognised in respect of carried forward tax losses and tax credits, if any. Deferred tax is not recognised for:

- temporary differences arising on the initial recognition of assets or liabilities in a transaction that is not a business combination and that affects neither accounting nor taxable profit or loss at the time of the transaction;
- temporary differences related to investments in subsidiaries, associates and joint arrangements to the extent that the Group is able to control the timing of the reversal of the temporary differences and it is probable that they will not reverse in the foreseeable future.
- taxable temporary differences arising on the initial recognition of goodwill.

Unrecognised deferred tax assets are re-assessed at each reporting date and are recognised to the extent that it is probable that future taxable profits will be available against which they can be used. Deferred tax assets are reviewed at each reporting date and are recognised/ reduced to the extent that it is probable/ no longer probable respectively that the related tax benefit will be realised.

Deferred tax is measured at the tax rates that are expected to apply to the period when the asset is realised or the liability is settled, based on the laws that have been enacted or substantively enacted by the reporting date.

The measurement of deferred tax reflects the tax consequences that would follow from the manner in which the Group expects, at the reporting date, to recover or settle the carrying amount of its assets and liabilities.

Notes forming part of the Consolidated financial statements for the year ended on March 31, 2024

(All amounts are in INR Lakhs, except as otherwise stated)

Deferred tax assets and liabilities are offset if there is a legally enforceable right to offset current tax liabilities and assets, and they relate to income taxes levied by the same tax authority on the same taxable entity, or on different tax entities, but they intend to settle current tax liabilities and assets on a net basis or their tax assets and liabilities will be realised simultaneously.

Deferred tax assets include Minimum Alternative Tax (MAT) paid in accordance with the tax laws in India, to the extent it would be available for set off against future current income tax liability. Accordingly, MAT is recognised as deferred tax asset in the balance sheet when the asset can be measured reliably and it is probable that the future economic benefit associated with the asset will be realised.

3.15 Earnings per share

Basic Earnings per share is computed by dividing profit or loss attributable to equity shareholders of the Group by the total number of equity shares outstanding during the year.

Diluted EPS amounts are calculated by dividing the profit attributable to equity holders of the group (after adjusting for interest on the convertible preference shares, if any) by the weighted average number of equity shares outstanding during the year plus the weighted average number of equity shares that would be issued on conversion of all the dilutive potential equity shares into equity shares. Dilutive

potential equity shares are deemed converted as of the beginning of the period, unless issued at a later date. Dilutive potential equity shares are determined independently for each period presented.

3.16 Cash and cash equivalents

Cash and Cash equivalent comprise of cash on hand and balance with banks including short-term deposits with an original maturity of three months or less, which are subject to an insignificant risk of changes in value. Other Bank deposits which are not in the nature of cash and cash equivalents with a maturity period of more than three months are classified as other Bank balances.

3.17 Cash flows

Cash flows are reported using the indirect method, whereby profit before tax is adjusted for the effects of transactions of a non-cash nature and any deferrals or accruals of past or future cash receipts or payments. The cash flows from regular revenue generating, financing and investing activities of the group are segregated. Cash flows in foreign currencies are accounted at average monthly exchange rates that approximate the actual rates of exchange prevailing at the dates of the transactions. In the cash flow statement, cash and cash equivalents includes cash in hand, cheques on hand, balances with banks in current accounts and other short-term highly liquid investments with original maturities of 3 months or less, as applicable.

Notes forming part of the Consolidated financial statements for the year ended on March 31, 2024

(All amounts are in INR Lakhs, except as otherwise stated)

3.18 Borrowing costs

Borrowing costs are interest and other costs (including exchange differences relating to foreign currency borrowings to the extent that they are regarded as an adjustment to interest costs) incurred in connection with the borrowing of funds. Borrowing costs directly attributable to acquisition or construction of an asset which necessarily take a substantial period of time to get ready for their intended use or sale are capitalised as part of the cost of that asset. Other borrowing costs are recognised as an expense in the period in which they are incurred.

3.19 Dividend to share holders

Final dividend distributed to Equity share holders is recognised in the period in which it is approved by the members of the Group in the Annual General Meeting. Final dividend net of divided distribution tax are recognised in the Statement of Changes in Equity.

3.20 Business combinations

In accordance with Ind AS 101 provisions related to first time adoption, the Group has elected to apply Ind AS accounting for business combinations prospectively from 1 April 2015. As such, Indian GAAP balances relating to business combinations entered into before that date, have been carried forward.

Business combinations involving entities under the common control are accounted for using the pooling of interest method. The assets and

liabilities of the combining entities are reflected at their carrying amounts. No adjustments are made to reflect fair values, or recognise any new assets or liabilities. The only adjustments that are made are to harmonise accounting policies.

The identity of the reserves shall be preserved and shall appear in the financial statements of the transferee in the same form in which they appeared in the financial statements of the transferor. Any consideration in excess of the net worth of the acquire Group is adjusted against the reserves of the acquiring Group.

Previous year figures have been regrouped, recasted and rearranged wherever necessary, to suite the current period layout.

3.21 Provisions and Contingencies**Provision:**

A provision is recognized when the group has a present obligation as a result of past event, it is probable that an outflow of resources embodying economic benefits will be required to settle the obligation and a reliable estimate can be made of the amount of the obligation. Provisions are not discounted to their present value and are determined based on the management estimate required to settle the obligation at the reporting date. These estimates are reviewed at each reporting date and adjusted to reflect the current management estimates.

Notes forming part of the Consolidated financial statements for the year ended on March 31, 2024

(All amounts are in INR Lakhs, except as otherwise stated)

Contingent Liability:

A contingent liability is a possible obligation that arises from past events whose existence will be confirmed by the occurrence or non-occurrence of one or more uncertain future events not wholly within the control of the Group or a present obligation that is not recognised because it is not probable that an outflow of resources will be required to settle the obligation or it cannot be measured with sufficient reliability. Contingent liabilities are disclosed by way of notes to the financial statement. Provision is made in the accounts in respect of those liabilities which are likely to materialize after the year end, till the finalization of accounts and have material effect on the position stated in the Balance sheet.

Contingent Asset:

Contingent assets are neither recognized not disclosed in the financial statements as a matter of prudence.

3.22 Securities Premium

Where the Group issues shares at a premium, whether for cash or otherwise, a sum equal to the aggregate amount of premium received on those shares shall be transferred to "Securities Premium". The Group may issue fully paid up bonus shares to its members out of the securities premium and the Group can use this reserve for buy back of shares.

3.23 General Reserve

General reserve is created out of the profits

earned by the Group by way of transfer from surplus in the Statement of Profit and Loss. The Group can use this reserve for payment of dividend and issue fully paid up and allot paid up bonus shares.

3.24 Trade Receivable

The Group applies approach permitted by Ind AS 109 Financial Instruments, which requires expected lifetime losses to be recognised from initial recognition of receivables.

Default is considered to exist when the counter party fails to make the contractual payment within the Contractual period. A trade receivable is considered to be credit impaired when the management considers the amount to be non recoverable.

Significant increase in credit risk is said to have occurred when the recoverability has not occurred post 365 days of becoming due. Receivables are provided for 50% in the books, if the dues are unpaid for more than 365 days, 100% of value of receivable if the dues are unpaid for more than 730 days.

The Group is writing off the provision permanently as "Bad debt" periodically based on the case to case assessment after testing the recoverability.

3.25 Measurement of fair values

A number of the Group's accounting policies and disclosures require the measurement of fair values, for both financial and non-financial assets and liabilities.

Notes forming part of the Consolidated financial statements for the year ended on March 31, 2024

(All amounts are in INR Lakhs, except as otherwise stated)

The Group has an established framework with respect to the measurement of fair values. The Group regularly reviews significant unobservable inputs and valuation adjustments. If third party information, is used to measure fair values, then the Group assesses the evidence obtained from the third parties to support the conclusion that these valuation meet the requirements of Ind AS, including the level in the fair value hierarchy in which the valuations should be classified.

Fair values are categorised into different levels in a fair value hierarchy based on the inputs used in the valuation techniques as follows:

Level 1: Quoted prices (unadjusted) in active markets for identical assets or liabilities.

Level 2: Inputs other than quoted prices included in Level 1 that are observable for the asset or liability, either directly

(i.e., as prices) or indirectly (i.e., derived from prices).

Level 3: Inputs for the asset or liability that are not based on observable market data (unobservable inputs).

When measuring the fair values of an asset or a liability, the Group uses observable market data as far as possible. If the inputs used to measure the fair value of an asset or a liability fall into different levels of the fair value hierarchy, then the fair value measurement is categorised in its entirety in the same level of the fair value hierarchy as the lowest level input that is significant to the entire measurement.

The Group recognises transfer between levels of the fair value hierarchy at the end of the reporting period during which the change has occurred.

Notes forming part of the Consolidated financial statements for the year ended on March 31, 2024
(All amounts are in INR Lakhs, except as otherwise stated)

4 Property, plant and equipment

Particulars	Buildings	Land	Lease Hold Improve-ment	Plant and Equipment	Office equipment	Computer + Data Processing Equipment	Furnitures and fixtures	Tools	Electrical Equipments	Vehicles *	Total
Gross carrying value											
As at 1st April 2022	315.68	1,894.25	42.37	1,290.90	90.30	326.41	165.22	-	23.74	97.94	4,246.81
Additions	13.31	-	1.44	622.43	71.13	14.66	25.96	-	-	7.90	756.82
Adjustment on account of amalgamation	(41.82)	-	-	-	-	-	-	-	-	-	(41.82)
Conversion into Stock-in-trade	-	-	-	(22.67)	-	-	-	-	-	-	(22.67)
Disposals / write-off	-	(52.15)	-	(119.29)	-	-	-	-	-	(13.16)	(184.60)
As at 31 March 2023	287.17	1,842.10	43.81	1,771.36	161.42	341.07	191.18	-	23.74	92.69	4,754.54
Additions	9.03	-	1.20	189.04	9.61	16.27	6.73	11.02	-	76.02	318.91
Conversion into Stock-in-trade	-	-	(0.13)	-	-	-	-	0.13	-	-	-
Disposals / write-off	-	-	-	(474.47)	(2.14)	-	(1.39)	-	-	(28.11)	(506.11)
As at 31 March 2024	296.20	1,842.10	44.88	1,485.92	168.90	357.34	196.52	11.15	23.74	140.59	4,567.34
Depreciation											
As at 1st April 2022	58.26	-	17.18	535.75	53.54	284.97	101.47	-	13.59	79.22	1,143.97
Additions	13.43	-	8.69	308.39	16.51	14.97	11.89	-	1.68	10.50	386.06
Adjustment on account of amalgamation	(29.05)	-	-	-	-	-	-	-	-	-	(29.05)
Conversion into Stock-in-trade	-	-	-	(1.54)	-	-	-	-	-	-	(1.54)
Disposals / write-off	-	-	-	(52.76)	-	-	-	-	-	(10.29)	(63.05)
As at 31 March 2023	42.63	-	25.87	789.84	70.04	299.94	113.36	-	15.27	79.42	1,436.38
Additions	26.98	-	5.20	219.71	21.90	15.49	11.34	3.39	1.59	15.41	321.01
Conversion into Stock-in-trade	-	-	(0.02)	-	-	-	-	0.02	-	-	-
Disposals / write-off	-	-	-	(320.02)	(2.03)	-	(0.12)	-	-	(26.70)	(348.87)
As at 31 March 2024	69.61	-	31.05	689.54	89.92	315.42	124.58	3.41	16.86	68.13	1,408.52
Carrying amount (Net)											
As at 31 March 2023	244.54	1,842.10	17.94	981.52	91.38	41.13	77.82	-	8.47	13.27	3,318.16
As at 31 March 2024	226.59	1,842.10	13.83	796.38	78.98	41.91	71.94	7.74	6.87	72.47	3,158.82

* Details of vehicle (1 No) hypothecated with Federal Bank towards security as per details given below:

Notes forming part of the Consolidated financial statements for the year ended on March 31, 2024
(All amounts are in INR Lakhs, except as otherwise stated)

Particulars	March 31, 2024		March 31, 2023	
	Gross Block	Net Block	Gross Block	Net Block
Motor car	83.92	72.27	7.90	7.65
Total	83.92	72.27	7.90	7.65

Note:

- (i) Reclassification of items between Property, plant and Equipment and Investment Property amounting to Rs.12.77 Lakhs applied as per provisions of Ind AS 40 at the beginning of Financial year 2022-23.
- (ii) There are no proceedings that has been initiated or pending against the Group under the Prohibition of Benami Transactions Act, 1988 as amended as the Group does not hold any benami properties.

5 Capital Work- In- Progress

Deemed cost / Cost (Gross carrying amount)	Amount
As at 1 April 2022	4,087.72
Additions	82.44
Capitalised during the year	(4,164.60)
As at 31 March 2023	5.56
Additions	7.81
Capitalised during the year	(6.89)
As at 31 March 2024	6.48

Capital work-in-progress ageing schedule for the year ended March 31, 2024:-

Particulars	Amount of CWIP for the period of				
	less than 1 year	1-2 year	2-3 years	> 3 years	Total
As at 1 April 2023	5.56	-	-	-	5.56
Capitalised during the year	(5.56)	-	-	-	(5.56)
Additions during the year	6.48	-	-	-	6.48
As at 31 March 2024	6.48	-	-	-	6.48

Capital work-in-progress ageing schedule for the year ended March 31, 2023:-

Particulars	Amount of CWIP for the period of				
	less than 1 year	1-2 year	2-3 years	> 3 years	Total
As at 1 April 2022	353.45	1,739.37	1,977.24	17.67	4,087.72
Capitalised during the year	(430.33)	(1,739.37)	(1,977.24)	(17.67)	(4,164.60)
Additions during the year	82.44	-	-	-	82.44
As at 31 March 2023	5.56	-	-	-	5.56

Notes forming part of the Consolidated financial statements for the year ended on March 31, 2024
(All amounts are in INR Lakhs, except as otherwise stated)
6 Investment Property

Particulars	Buildings	Land	Lease Hold Land	Total
As at 1st April 2022	90.51	1,257.59	-	1,348.10
Additions (Refer Note (i) below)	3,612.47	328.63	77.27	4,018.37
Disposals / write-off	-	-	-	-
Other Transfers (Refer Note (ii) below)	-	12.77	-	12.77
As at 31 March 2023	3,702.98	1,598.99	77.27	5,379.24
Additions	-	-	-	-
Disposals / write-off	-	-	-	-
As at 31 Mar 2024	3,702.98	1,598.99	77.27	5,379.24
Depreciation				
As at 1st April 2022	80.93	-	-	80.93
Additions	99.77	-	1.92	101.69
Disposals / write-off	-	-	-	-
As at 31 March 2023	180.70	-	1.92	182.62
Additions	91.58	-	1.00	92.58
Disposals / write-off	-	-	-	-
As at 31 Mar 2024	272.27	-	2.92	275.20
Carrying amount (net)				
As at 31 March 2023	3,522.28	1,598.99	75.35	5,196.62
As at 31 March 2024	3,430.70	1,598.99	74.34	5,104.04

Note

- (i) Interest amount incurred during the construction period amounting to INR 397.74 Lakh has been capitalised during the year 2022-23 under Buildings as per provision of Ind AS 23.
- (ii) Reclassification of items between Property, plant and Equipment and Investment Property amounting to Rs.12.77 Lakh applied as per provisions of Ind AS 40 at the beginning of Financial year 2022-23.
- (iii) Building Includes building on lease hold land amounting to INR 3,608.23 Lakhs.

Notes forming part of the Consolidated financial statements for the year ended on March 31, 2024
(All amounts are in INR Lakhs, except as otherwise stated)

Particulars	For the year ended March 31, 2024	For the year ended March 31, 2023
Amounts recognised in the Statement of Profit and Loss account for Investment Property		
Rental Income - Freehold building on leasehold land	510.14	405.40
Direct operating expenses from Property that generated rental income	214.83	163.88
Profit from Investment Property before depreciation	295.32	241.52
Depreciation and amortisation	92.58	99.77
Profit from Investment Property after depreciation	202.74	141.75

Land and Building

Fair Value	As at March 31, 2024	As at March 31, 2023
Land	2,170.88	2,058.56
Building	3,572.71	3,587.26

7 Leases
Leases as lessee (Ind AS 116)

i. Right -of- Use Assets	As at March 31, 2024	As at March 31, 2023
Opening Balance	305.40	340.96
Additions during the year	574.22	211.00
Less: Amortisation for the year	245.79	212.86
Less: Disposals	-	33.70
Closing Balance	633.83	305.40

ii. Lease Liability	As at March 31, 2024	As at March 31, 2023
Opening Balance	391.61	449.07
Additions during the year	574.22	211.00
Payment of Lease Liabilities	242.96	218.69
Disposals including Adjustments	-	49.77
Closing Balance	722.87	391.61

Notes forming part of the Consolidated financial statements for the year ended on March 31, 2024
(All amounts are in INR Lakhs, except as otherwise stated)
8 Other Intangible Assets

Particulars	Software Licenses	Intangible Assets - Intellectual Property Rights (Refer Note 1 below)	Goodwill	Total
Deemed cost / Cost (Gross carrying amount)				
As at 1 April 2022	243.61	1,885.24	35.68	2,164.54
Additions	5.04	-	-	5.04
Disposals / write-off	-	-	-	-
As at 31 March 2023	248.66	1,885.24	35.68	2,169.58
Additions	0.63	-	-	0.63
Disposals / write-off	-	-	-	-
As at 31 March 2024	249.29	1,885.24	35.68	2,170.22
Amortization				
As at 1 April 2022	204.15	1,740.42	21.41	1,965.98
Additions	11.93	13.60	3.57	29.09
Disposals / write-off	-	-	-	-
As at 31 March 2023	216.08	1,754.01	24.98	1,995.07
Additions	12.74	11.58	3.57	27.88
Disposals / write-off	-	-	-	-
As at 31 March 2024	228.81	1,765.59	28.55	2,022.95
Carrying amount (net)				
Balance at 31 March 2023	32.58	131.23	10.70	174.52
Balance at 31 March 2024	20.48	119.65	7.14	147.27

Note:
1 Impairment of Assets

In the opinion of the management, there is no impairment as on the date of the balance sheet in the value of the carrying cost of Intellectual Property Rights (IPR) of the Group within the meaning of Ind AS 36 on Impairment of Assets issued under Companies (Accounting Standards) Rules 2015, considering the revenue earning potential of the assets.

Notes forming part of the Consolidated financial statements for the year ended on March 31, 2024

(All amounts are in INR Lakhs, except as otherwise stated)

8a Goodwill on Consolidation

Particular	Amount
Gross carrying Value	
Balance at 31 March 2022	2,880.99
Additions	-
Disposals / write-off On account of Merger	2,820.50
Balance at 31 March 2023	60.49
Additions	-
Disposals	-
Balance at 31 March 2023	60.49
Carrying amount (net)	
Balance at 31 March 2023	60.49
Balance at 31 March 2024	60.49

9 Intangible assets under development

Cost	Amount
As at 1 April 2022	-
Additions	25.78
As at 31 March 2023	25.78
Additions during the period	90.53
As at 31 March 2024	116.32

Refer Note No 3.5 of Accounting Policy

The above amounts represents the cost of manpower resources incurred for the CRM software under development for in-house use.

Ageing Schedule as on March 31, 2024

Particulars	Period				Total
	Less than 1 year	1-2 years	2-3 years	More than 3 years	
Capitalised Amount	90.53	25.78			116.32
As at 31 March 2024	90.53	25.78	-	-	116.32

- (i) None of the intangible assets under development are suspended.
- (ii) There is no CWIP whose completion is overdue or has exceeded its cost compared to its original plan as of 31 March 2024 and 31 March 2023.

Notes forming part of the Consolidated financial statements for the year ended on March 31, 2024
(All amounts are in INR Lakhs, except as otherwise stated)
10 Financial Assets
A. Non-current investments

Particulars	As at March 31, 2024	As at March 31, 2023
I. Unquoted Investment in Equity shares of Associate carried at cost		
Secureinteli Technologies Private Limited - 173,900 Equity shares of Rs.10/- each (Prev. year 1,73,900 equity share of Rs. 10/- each) (Refer Note 45)	532.38	509.71
Other Non-current investments		
II. Quoted Investment in Equity shares measured at fair value through Statement of Profit and loss		
Pittsburgh Iron and Steels Limited (Formerly S & Y Mills Limited) -500 Equity shares of Rs.10/- each (Prev. year 500 equity share of Rs. 10/- each)	0.00001	0.00001
NIIT Limited - 1,000 Equity shares of Rs.2/- each (Prev. year 1,000 equity share of Rs. 10/- each) (Market value as at 31 March 2024 (Source BSE) : Rs.1,05,540/-)	1.06	3.26
NIIT Learning Systems Ltd - 1000 Equity Shares of Rs 2/- Each (market value as at 31st March 2024 (source BSE) : Rs. 5,05,300/-) (NIIT Limited CLG division demerged into NIIT Learning Systems Ltd. based on NCLT order and consequently allotted 1000 nos shares of face value of Rs 2/- without any consideration)	5.05	-
Total Investment	538.48	512.97

Notes forming part of the Consolidated financial statements for the year ended on March 31, 2024
(All amounts are in INR Lakhs, except as otherwise stated)
11 Loans
Loans Receivables -credit impaired- unsecured
Non-current

Particulars	As at March 31, 2024	As at March 31, 2023
Other Loans-refer note 47:	329.00	329.00
Less : Allowance for credit impaired	329.00	160.00
Total	-	169.00

12 Other Financial Assets
(i) Non-Current

Particulars	As at March 31, 2024	As at March 31, 2023
(Unsecured, considered good ,carried at amortised cost)		
Security deposits	66.20	59.66
Bank deposits with more than 12 months maturity (Refer Note (i) below)	66.71	184.60
(Unsecured, considered good ,measured at fair value through Statement of Profit and loss)		
Rental Deposits	109.99	113.53
Total	242.89	357.79

Note:

- I. These balances represent interest-bearing margin money deposits given as lien to obtain bank guarantees. They are issued to customers as collateral for the execution of contracts. These balances are restricted and are therefore not available for general use by the Group.

(ii) Current

Particulars	As at March 31, 2024	As at March 31, 2023
(Unsecured, considered good ,carried at amortised cost)		
Earnest Money Deposit	68.95	75.62
Rental Deposits	29.05	42.64
Interest Accrued on Fixed Deposits	20.32	15.31
Other Advances	10.74	19.73
Unbilled revenue	1,119.20	832.03
	1,248.25	985.34

Notes forming part of the Consolidated financial statements for the year ended on March 31, 2024
(All amounts are in INR Lakhs, except as otherwise stated)
13 Deferred Tax Asset/ (Liability)

Particulars	As at March 31, 2024	As at March 31, 2023
Deferred Tax Assets:		
Right of use or lease liabilities	201.10	108.95
Fair valuation of security deposits etc	27.01	20.51
Unabsorbed business loss and Unabsorbed depreciation	-	144.26
Provision for Employee benefit	109.09	-
Deffered Tax Liabilities:		
Property,plant, Equipment and intangible Assets	(272.33)	(186.19)
Fair valuation of security deposits etc	(31.51)	(23.60)
MAT Credit Entitlement:		
MAT Credit Entitlement (Refer Note Below)	736.14	736.64
Total	769.50	800.58

The below table represents the yearwise breakup of unutilised MAT credit :

Assessment Year	As at March 31, 2024	As at March 31, 2023
2014-15	255.00	255.00
2017-18	29.88	29.88
2021-22	157.81	157.81
2022-23	138.45	138.45
2023-24	155.00	155.00
Total	736.14	736.14

14 Income Tax Assets-Net

Particulars	As at March 31, 2024	As at March 31, 2023
Tax Deducted at Source	2,274.54	1,909.75
Provision for Taxation	(1,083.87)	(990.52)
Total	1,190.67	919.23

Notes forming part of the Consolidated financial statements for the year ended on March 31, 2024
(All amounts are in INR Lakhs, except as otherwise stated)
15 Other assets (unsecured, considered good)

Particulars	As at March 31, 2024	As at March 31, 2023
Non-current		
Balance with Government authorities	52.23	57.16
Prepaid expenses	96.00	89.16
Capital advances*	100.62	-
Total	248.85	146.33
Current		
Balance with Government authorities	5.87	9.96
Prepaid Expenses	129.07	86.76
Advances to suppliers	11.99	140.95
Work-in-progress	8.03	-
Other receivables	1.15	155.53
Total	156.11	393.20

* Capital advance includes advance paid for 2 acres land for possession of KINFRA project.

16 Inventories

Particulars	As at March 31, 2024	As at March 31, 2023
Stores and spares	927.64	706.55
Less: Provision for Inventory obsolescence	(173.51)	(132.59)
Total	754.13	573.96
Refer Note No 3.8 of Accounting Policy		
Goods in transit	-	60.01
Total	754.13	633.97

Inventories have been hypothecated to the Banks for working capital facilities availed.

The value of inventories were neither written down in the current year nor previous years. Further, provisions are made based on the ageing of the inventories as per Group's policy.

Notes forming part of the Consolidated financial statements for the year ended on March 31, 2024
(All amounts are in INR Lakhs, except as otherwise stated)
17 Trade receivables

Particulars	As at March 31, 2024	As at March 31, 2023
(a) Receivables unsecured considered good	3,477.49	3,914.43
(b) Receivables which have significant increase in credit risk	232.40	120.15
(c) Receivables - credit impaired	-	-
Total	3,709.88	4,034.58
Less : Allowance for Expected Credit Loss	(232.40)	(120.15)
Net trade receivables	3,477.49	3,914.43

Ageing Schedule as on 31 March 2024

Particulars	Outstanding for following periods from due date of payment as on 31 March 2024					
	Less than 6 months	6 months -1 year	1-2 years	2-3 years	More than 3 years	Total
Undisputed Trade receivables – considered good	3,180.36	133.64	103.85	0.59	59.06	3,477.49

Ageing Schedule as on 31 March 2023

Particulars	Outstanding for following periods from due date of payment as on 31 March 2023					
	Less than 6 months	6 months -1 year	1-2 years	2-3 years	More than 3 years	Total
Undisputed Trade receivables – considered good	3,222.99	367.31	250.59	52.57	20.97	3,914.43

Notes forming part of the Consolidated financial statements for the year ended on March 31, 2024
(All amounts are in INR Lakhs, except as otherwise stated)
18 Cash and cash equivalents

Particulars	As at March 31, 2024	As at March 31, 2023
Cash in hand	6.11	3.78
Balance with banks:		
- In current accounts	194.45	293.59
- Fixed deposits (less than three months maturity)	716.77	-
Total	917.32	297.37

19 Bank Balances other than Cash and Cash equivalents

Particulars	As at March 31, 2024	As at March 31, 2023
Fixed Deposit held for Margin Money (Refer Note 1 below)	49.99	33.94
Unpaid Dividend Account (Refer Note 2 below)	5.25	3.77
Total	55.23	37.71

Note :

- These balances represent interest-bearing margin money deposits given as lien to obtain bank guarantees. They are issued to customers as collateral for the execution of contracts.
These balances are restricted and are therefore not available for general use by the Group.
- Unpaid Dividend amounting to INR 1.83 lakhs will be transferred to Investor Education and Protection Fund during 2024-25.

20 Share capital

Particulars	As at March 31, 2024	As at March 31, 2023
Authorised		
14,25,00,000 (31 March 2023: 14,25,00,000) equity shares of Rs. 2/- each	2,850.00	2,850.00
50,00,000 (31 March 2023: 50,00,000) 10% Cumulative Redeemable Preference shares of Rs. 10/- each	500.00	500.00
Issued, Subscribed and fully paid-up		
5,75,72,401 (31 March 2023: 5,73,17,401) equity shares of Rs.2/- each fully paid up	1,151.45	1,151.45

Notes forming part of the Consolidated financial statements for the year ended on March 31, 2024
(All amounts are in INR Lakhs, except as otherwise stated)
Reconciliation of the shares outstanding at the beginning and at the end of the reporting year

Particulars	As at March 31, 2024		As at March 31, 2023	
	No. of Shares	Amount	No. of Shares	Amount
Equity shares				
At the commencement of the year	5,75,72,401	1,151.45	5,73,17,401	1,146.35
Issued during the year	-	-	2,55,000	5.10
Closing Balance	5,75,72,401	1,151.45	5,75,72,401	1,151.45

Particulars of shareholding of Promoters

Particulars	As at 31 March 2024		As at 31 March 2023		Changes in Holdings
	No. of Shares	% of total shares in class	No. of Shares	% of total shares in class	% of share Holding
N R Panicker	2,32,81,032	40.44%	2,32,81,032	40.44%	-
Sreekumari Panicker	47,49,778	8.25%	47,49,778	8.25%	-
Shruthi Panicker	65,06,851	11.30%	65,06,851	11.30%	-
Harikrishna R	66,98,000	11.63%	66,98,000	11.63%	-
Total	4,12,35,661	71.62%	4,12,35,661	71.62%	-

Particulars of shareholder holding more than 5% shares of a class of shares

Particulars	As at 31 March 2024		As at 31 March 2023		Changes in Holdings
	No. of Shares	% of total shares in class	No. of Shares	% of total shares in class	% of share Holding
N R Panicker	2,32,81,032	40.44%	2,32,81,032	40.44%	-
Sreekumari Panicker	47,49,778	8.25%	47,49,778	8.25%	-
Shruthi Panicker	65,06,851	11.30%	65,06,851	11.30%	-
Harikrishna R	66,98,000	11.63%	66,98,000	11.63%	-
Total	4,12,35,661	71.62%	4,12,35,661	71.62%	-

Notes forming part of the Consolidated financial statements for the year ended on March 31, 2024

(All amounts are in INR Lakhs, except as otherwise stated)

Rights, preferences and restrictions attached to equity shares

Equity shares

- (i) The Group has only one class of equity shares having a par value of Rs.2/- per share. Each holder of equity shares is entitled to one vote per share. The Group declares and pays dividend in Indian Rupees.
- (ii) In the event of the liquidation of the Group, the holder of equity share will be entitled to receive the remaining assets of the Group, after distribution of all preferential amounts. The distribution will be proportionate to the number of equity shares held by the shareholders.

Capital management policies and procedures

The Group's capital management objectives are:

- to safeguard the Group's ability to continue as a going concern, and continue to provide optimum returns to the shareholders and all other stakeholders by building a strong capital base.
- to maintain an optimum capital structure to reduce the cost of capital.

In order to maintain or adjust the capital structure, the Group may adjust the return capital to shareholders, issue new shares, or sell investments / other assets to reduce debt.

For the purpose of the Group's capital management, capital includes issued equity capital and all other equity reserves attributable to the equity holders plus its borrowings and cash credit facility, if any, less cash and cash equivalents as presented on the face of the balance sheet. The Group manages the capital structure and makes adjustments to it in the light of changes in economic conditions and the risk characteristics of the underlying assets. The amounts managed as capital by the Group for the reporting years are summarized as follows:

Particulars		As at March 31, 2024	As at March 31, 2023
Borrowings		6,664.94	6,632.70
Cash & Bank Balance		(917.32)	(297.37)
Net Debt	(A)	5,747.62	6,335.32
Total Equity	(B)	6,530.62	6,270.52
Overall financing	(A+B)	12,278.24	12,605.85
Adjusted net debt to adjusted equity ratio		0.88	1.01

The group is hopeful of receiving the refund of tax assets with applicable interest and the above calculations have been made without considering this asset.

Notes forming part of the Consolidated financial statements for the year ended on March 31, 2024
(All amounts are in INR Lakhs, except as otherwise stated)
21 Other Equity
21 (A) Other Equity movement during the years 2022-23 and 2023-24 :-

Particulars	Capital Reserve	Capital Redemption Reserve	Securities Premium	Asset Revaluation Reserve	Retained Earnings	Other Comprehensive Income (OCI)	Other Reserves	Total
As at 01 April 2022	698.67	269.30	575.69	2,362.73	3,747.64	156.87	38.73	7,849.63
Profit for the year	-	-	-	-	284.79	1.78	-	286.58
Distribution made during the year	-	-	-	-	(190.83)	-	-	(190.83)
Adjustment on Account of Consolidation	-	-	19.50	-	(3.03)	0.16	-	16.64
Additions on account of amalgamation (Refer Note 43)	-	-	-	-	(2,842.94)	-	-	(2,842.94)
As at 31 March 2023	698.67	269.30	595.19	2,362.73	995.63	158.81	38.73	5,119.08
Profit for the year	-	-	-	-	328.94	37.55	-	366.49
Distribution made during the year	-	-	-	-	(172.69)	-	-	(172.69)
Adjustment on Account of Consolidation	-	-	-	-	32.11	34.19	-	66.30
As at 31 March 2024	698.67	269.30	595.19	2,362.73	1,183.99	230.55	38.73	5,379.17

a) Capital Reserve

Capital reserve created for the purpose of meeting Group's unexpected expenses.

b) Capital Redemption Reserve

Capital Redemption Reserve created in order to compensate for the reduction of capital base during the buy-back of shares.

c) Securities Premium

Securities premium comprises of the amount of share issue price received over and above the face value of Rs.2 each.

d) Assets Revaluation reserve

The Group had revalued assets and created the Assets revaluation reserve as per provisions of the companies Act.

e) Retained earnings

Retained earnings represents the amounts of accumulated earnings of the Group.

Notes forming part of the Consolidated financial statements for the year ended on March 31, 2024

(All amounts are in INR Lakhs, except as otherwise stated)

f) Other reserve

Other reserve represents an appropriation of profits by the Group.

g) Accumulated other comprehensive income

Represents remeasurement of defined benefit liability which comprises of actuarial gains and losses, the effect of the asset ceiling, excluding amounts included in net interest on the net defined benefit liability

Exchange differences arising on translation of the foreign operations of branch is recognised in other comprehensive income as described in accounting policy and accumulated in a separate reserve within equity.

21 (B) Distribution made and proposed
Cash dividend on equity shares declared and paid:

Dividend for the year ended 31 March 2024 : Rs. 0.30 /- per share (31 March 2023: Rs. 0.30 / - per share)

Proposed dividend on Equity shares:

Proposed dividend for the year ended March 31, 2024: Rs.0.30 /- per share subject to the approval at the ensuing Annual General Meeting.

21(C) Non Controlling Interest

Particulars	As at March 31, 2024	As at March 31, 2023
Capital	170.01	170.01
Reserves and Surplus	(321.65)	(303.42)
Total	(151.64)	(133.41)

22 Borrowings
Financial Liabilities carried at amortised cost

Particulars	As at March 31, 2024	As at March 31, 2023
Non-Current		
Term loan from Banks (Refer Note below)	5,232.46	5,376.78
Less : Current year Maturities of long term borrowings (Note 24 below)	(587.01)	(568.97)
Total	4,645.45	4,807.81
Secured Borrowings	4,645.45	4,807.81

Notes forming part of the Consolidated financial statements for the year ended on March 31, 2024
(All amounts are in INR Lakhs, except as otherwise stated)
Details of Long- Term Borrowings are given below:

Particulars	Amount	Effective Interest Rate	Currency	Repayment Terms	Security
Term loan -1 Rent Securitization Loan	178.52	9.75%	INR	74 equated monthly instalment	Hypothecation of future rent receivable and mortgage of immovable properties
Term loan - 2 Rent Securitization Loan	101.44	9.75%	INR	68 equated monthly instalment	Hypothecation of future rent receivable and mortgage of immovable properties
Term loan - 3 Term Loan	4.44	9.25%	INR	3 equated monthly instalments	Hypothecation of Accounts receivable, inventories and mortgage of immovable properties
Term loan - 4 Car Loan	6.51	8.70%	INR	44 equated monthly instalment	Hypothecation of Vehicle
Term loan - 5 Business acquisition	1,387.59	10.50%	INR	156 monthly instalments	Mortgage of immovable properties
Term loan -6 Business Acquisition	900.00	10.50%	INR	155 monthly instalments	Mortgage of immovable properties
Term loan -7 Car Loan	46.22	10.00%	INR	50 monthly instalments	Hypothecation of Vehicle
Term loan - 8 (Refer Note Below)	2,038.45	7.60%	USD	50 monthly instalments	Mortgage of immovable properties
Term loan - 9 (Refer Note Below)	334.63	7.60%	USD	50 monthly instalments	Mortgage of immovable properties
Term loan -10 (Realty division)	80.00	9.00%	INR	12 monthly instalments	Mortgage of immovable properties

Notes forming part of the Consolidated financial statements for the year ended on March 31, 2024
(All amounts are in INR Lakhs, except as otherwise stated)

Particulars	Amount	Effective Interest Rate	Currency	Repayment Terms	Security
Term loan -11 (MPS division)	134.96	9.50%	INR	59 monthly instalments	Mortgage of immovable properties
Term loan -12 Covid Loan	16.39	9.25%	INR	Repayable in 33 Equated monthly installments, ending December 2026	Plant and Equipment and Computers purchased out of the proceeds of Term loan, corporate guarantee by Accel Limited, the Holding Company, personal Guarantee of Mr N. R. Panicker (Director of the Company) and collateral security of two Immovable Properties owned by Accel Limited, the Holding Company.
Term loan -13 Covid Loan	3.32	9.25%	INR	Repayable in 3 Equated monthly installments, ending Jun 2024	
Total Long-term Borrowings	5,232.46				

Note :

- Group owns various immovable properties and all such properties have been mortgaged against various facilities granted to the Group by Banks .
- During the financial year the Group availed a foreign currency term loan, in lieu of existing term loan. The interest rate is USD SOFR(compounded) plus 150 bps , % p.a . The amount Outstanding as on the date of the Balance sheet is USD 2,444,040.56 (INR -20,38,45,203) and USD 401,209.38 (INR - 3,34,62,837). The difference in exchange rates on the carrying value of the loan has been charged to the Profit & Loss account.

Notes forming part of the Consolidated financial statements for the year ended on March 31, 2024
(All amounts are in INR Lakhs, except as otherwise stated)
23 Provisions

Particulars	As at March 31, 2024	As at March 31, 2023
Provision for employee benefits (Current)		
Liability for gratuity	1.02	33.78
Liability for compensated absences	9.51	10.91
Total	10.53	44.69
Provision for employee benefits (Non current)		
Liability for gratuity	231.44	210.75
Liability for compensated absences	43.16	41.91
Total	274.61	252.66

24 Borrowings
Financial Liabilities carried at amortised cost

Particulars	As at March 31, 2024	As at March 31, 2023
Current		
Secured		
- From Banks	922.37	763.38
- Other	-	2.44
Loan from related parties (Refer Note No 40 (B))	510.10	490.10
Current maturities of long-term borrowings	587.01	568.97
Total	2,019.48	1,824.89
Secured Borrowings	1,509.38	1,332.35
Unsecured Borrowings	510.10	490.10

Notes forming part of the Consolidated financial statements for the year ended on March 31, 2024
(All amounts are in INR Lakhs, except as otherwise stated)
Details of Short Term Borrowings are given below:

Particulars	Amount	Effective Interest Rate	Currency	Repayment Terms	Security
Working capital loan from Bank	784.33	9.60%	INR	Repayable on demand	Book debts and inventories of Holding Co (Accel Ltd)
Working capital loan from Bank	138.04	9.25%	INR	Repayable on demand	Land along with Building owned by Holding Co (Accel Ltd) offered as collateral
Loan from related party	300.00	8.75%	INR	Repayable on demand	unsecured
Loan from KMP	70.00	6.00%	INR	Repayable on demand	unsecured
Loan from related party	140.10	6.00%	INR	Repayable on demand	unsecured
Total Short Term Borrowings	1,432.48				

25 Trade payables

Particulars	As at March 31, 2024	As at March 31, 2023
Total outstanding due to micro and small enterprises (Refer Note 41)	210.98	116.76
Total outstanding due to creditors other than micro and small enterprises	2,324.99	2,282.52
Total	2,535.97	2,399.28

Notes forming part of the Consolidated financial statements for the year ended on March 31, 2024
(All amounts are in INR Lakhs, except as otherwise stated)

Particulars	Outstanding for following periods from due date of payment as on 31.03.2024					
	Less than 1 year	1-2 years	2-3 years	More than 3 years	Interest	Total
(i) MSME	201.88	-	-	-	9.09	210.98
(ii) Others	2,266.82	35.04	8.76	14.38	-	2,324.99
(iii) Disputed dues – MSME	-	-	-	-	-	-
(iv) Disputed dues - Others	-	-	-	-	-	-
Total	2,468.70	35.04	8.76	14.38	9.09	2,535.97

Particulars	Outstanding for following periods from due date of payment as on 31.03.2023					
	Less than 1 year	1-2 years	2-3 years	More than 3 years	Interest	Total
(i) MSME	58.78	51.71	0.19	1.23	4.86	116.76
(ii) Others	1,638.09	430.84	213.51	0.07	-	2,282.52
(iii) Disputed dues - MSME	-	-	-	-	-	-
(iv) Disputed dues - Others	-	-	-	-	-	-
Total	1,696.87	482.55	213.70	1.30	4.86	2,399.28

26 Other financial liabilities

Particulars	As at March 31, 2024	As at March 31, 2023
(i) Non Current		
Rental deposits payable	234.32	219.51
Capital creditors	30.81	-
Total	265.13	219.51
(ii) Current		
Interest accrued and due on borrowings	17.33	30.03
Interest accrued but not due on borrowings	12.65	6.10
Capital creditors	-	38.71
Unpaid dividend	5.06	3.77
Security deposits from warranty partners	90.89	96.81
Outstanding Liabilities	250.72	137.89
Rental deposits payable	7.10	5.10
Advance from customers	71.81	290.48
Total	455.56	608.90

Security and advance from customers do not carry any interest

Notes forming part of the Consolidated financial statements for the year ended on March 31, 2024
(All amounts are in INR Lakhs, except as otherwise stated)
27 Other liabilities
(i) Non Current

Particulars	As at March 31, 2024	As at March 31, 2023
Deferred Income	72.20	-
Total	72.20	-

(ii) Current

Particulars	As at March 31, 2024	As at March 31, 2023
Statutory liabilities	388.63	456.25
Deferred Income	469.89	494.86
Other payable	586.85	616.86
Total	1,445.37	1,567.97

The following table discloses the movement in the contract assets and deferred revenue during the year ended 31 March 2024 and 31 March 2023:

Particulars	As at March 31, 2024	As at March 31, 2023
Balance at the beginning of the year	430.56	380.10
Revenue recognised during the year	(617.97)	(524.21)
Invoiced during the year	657.30	574.67
Balance at the end of the year	469.89	430.56

Notes forming part of the Consolidated financial statements for the year ended on March 31, 2024
(All amounts are in INR Lakhs, except as otherwise stated)
28 Revenue from operations

Particulars	For the year ended 31 March 2024	For the year ended 31 March 2023
Sales of Goods	3,958.54	2,975.40
Rendering of services		
IT Infrastructure Management Services	6,660.72	5,812.17
Warranty Management Services (Refer Note (i) below)	3,846.48	3,734.47
Managed Print Services	833.44	2,024.72
Cyber Security Managed Services (Refer Note (ii) below)	540.73	455.77
System Integration Services	274.37	93.18
Others	84.60	162.67
Other operating revenue		
Lease Rental - IT Infrastructure Building	487.46	383.36
Lease Rental - Others	22.69	22.05
Total	16,709.02	15,663.79

Note:

- i) This includes Export of service INR 201.72 Lakhs (31 March 2023 : 168.15 Lakhs)
- ii) This includes Export of service INR 84.62 Lakhs (31 March 2023 : 119.02 Lakhs)
 - a) Entity's remaining performance obligation

The aggregate amount of transaction price that is allocated to the performance obligations that are unsatisfied (or partially unsatisfied) as of the end of the reporting period is 10.25 Lakhs. The management expects to be recognise the same as revenue in the subsequent years as detailed in the below table:

(In INR Lakhs)

Aggregate amount of transaction price	Expected period of revenue recognition		
	Less than 1 year	1-3 years	More than 3 years
> As at 31 March 2024	14.87	-	-
> As at 31 March 2023	-	-	-

Notes forming part of the Consolidated financial statements for the year ended on March 31, 2024
(All amounts are in INR Lakhs, except as otherwise stated)
29 Other income

Particulars	For the year ended 31 March 2024	For the year ended 31 March 2023
Interest income on financial assets carried at amortised cost		
Deposits with Banks	15.28	10.07
Interest on Income Tax refund	10.37	21.96
Interest income on financial assets carried at fair value through Statement of Profit and loss		
Interest income on security deposits	7.76	7.79
Rental income on financial liabilities carried at fair value through Statement of Profit and loss		
Rental income on rental deposits	22.57	17.19
Dividend Income on Investments carried at amortised cost (Refer Note No 39B)	0.03	4.35
Other Non - Operating Income		
Profit on sale of property, plant and equipment	12.85	0.40
Liabilities no longer required written back	91.81	351.27
Sale Of Scrap	-	0.54
Exchange gain/(Loss) Net	-	16.75
Gain on market valuation of investment	2.95	-
Others	11.10	2.53
Total	174.71	432.85

30 Cost of purchases of stock in trade and spares

Particulars	As at March 31, 2024	As at March 31, 2023
Purchases of stock in trade and spares	6,010.63	5,459.54
Total	6,010.63	5,459.54

Notes forming part of the Consolidated financial statements for the year ended on March 31, 2024
(All amounts are in INR Lakhs, except as otherwise stated)
31 Changes In Inventories of Stores and Spares

Particulars	For the year ended 31 March 2024	For the year ended 31 March 2023
Inventories at the end of the Year	754.13	573.96
Inventories at the beginning of the Year	573.96	452.43
Net Increase	(180.17)	(121.53)

32 Employee benefits expense

Particulars	For the year ended 31 March 2024	For the year ended 31 March 2023
Salaries, wages and bonus	5,182.16	4,965.56
Contribution to provident and other funds	382.49	396.44
Expenses related to post-employment defined benefit plans	99.00	77.18
Staff welfare expenses	81.12	72.57
Total	5,744.78	5,511.76

33 Finance costs

Particulars	For the year ended 31 March 2024	For the year ended 31 March 2023
Interest on Borrowings	614.48	602.59
Interest on fair valued rental deposits	20.03	14.20
Interest on Lease liability	52.26	29.90
Interest on Defined benefit plan	15.87	18.32
Interest due to MSME Vendors	4.23	4.23
Other Borrowing costs	14.01	10.08
Interest Others	0.06	1.35
Total	720.92	680.67

Notes forming part of the Consolidated financial statements for the year ended on March 31, 2024
(All amounts are in INR Lakhs, except as otherwise stated)
34 Depreciation and amortisation expense

Particulars	For the year ended 31 March 2024	For the year ended 31 March 2023
Depreciation of property, plant and equipment	321.01	386.06
Depreciation on Investment Property	92.58	101.69
Amortisation of intangible assets	27.88	29.09
Amortisation of right -of-use- assets	245.79	212.86
Total	687.26	729.71

35 Other expenses

Particulars	For the year ended 31 March 2024	For the year ended 31 March 2023
Outsourced manpower cost	1,135.42	723.77
Consumables	6.21	4.83
Freight and packing charges	548.22	477.14
Warranty charges paid to partners	79.30	127.33
Consultancy charges - Direct Cost	16.67	78.35
Rent	133.02	153.76
Rent maintenance	5.91	7.11
Utilities	150.36	134.90
Repairs and maintenance:		
Buildings	21.78	1.86
Plant and machinery	0.35	1.77
Other assets	129.93	110.17
Corporate Social Responsibility	14.00	6.00
Traveling and conveyance	286.97	252.34
Security charges	109.82	105.33
Printing and stationery	30.97	33.58
Communication expenses	33.69	41.86

Notes forming part of the Consolidated financial statements for the year ended on March 31, 2024
(All amounts are in INR Lakhs, except as otherwise stated)

Rates and taxes	40.06	22.67
Legal and professional charges	143.14	131.30
Insurance	28.31	28.23
Bank charges	22.96	28.08
Payment to auditors ((Refer Note (i) below)	15.56	11.44
Exchange gain/(Loss) Net	56.23	-
Director sitting fees	12.60	8.90
Loss on sale of Property, Plant and Equipment	63.98	22.34
Advertising and sales promotion	11.18	11.53
Allowance for Doubtful loans	169.00	100.00
Allowance for Doubtful debts	115.83	107.46
Bad Debt Written Off	1.78	245.07
Advance Written Off	-	4.62
Provision for diminution in market value of Investment	0.10	2.96
Miscellaneous expenses	49.47	57.37
Total	3,432.84	3,042.09

(i) Payment to auditors

Particulars	For the year ended 31 March 2024	For the year ended 31 March 2023
For Audit	7.49	7.89
For Limited Review	2.08	2.65
For Certification	2.37	0.30
Reimbursement of expenses	3.62	0.60
Total	15.56	11.44

Notes forming part of the Consolidated financial statements for the year ended on March 31, 2024
(All amounts are in INR Lakhs, except as otherwise stated)
36 Exceptional items

Particulars	For the year ended 31 March 2024	For the year ended 31 March 2023
Investment written Off	46.01	-
Total	46.01	-

Refer Note(2) under Notes to Financial Statement - Note -10.

The investments made in 100 % subsidiary Accel OEM appliances Limited was Rs 98.01 lakhs (Previous year Rs 98.01 lakhs). The Holding company has filed an application with ROC Chennai for striking off the name of the defunct subsidiary as the business plans made for starting electronics and electrical manufacturing did not materialise, after covid. The residual value of the investments amounting to Rs 46.01 lakhs was written off during the year after realising an amount of Rs 52 lakhs, by liquidating net tangible assets as on the date of the Balance sheet.

37 Income tax expense

Particulars	For the year ended 31 March 2024	For the year ended 31 March 2023
A. Amounts recognised in the Statement of Profit and Loss		
Tax expense:		
Current tax	84.11	139.99
Mat credit entitlement	-	(138.86)
Deferred tax/ (benefit)	31.08	530.54
Total tax expense	115.18	531.67
Reconciliation of tax expense and the accounting profit multiplied by tax rate		
Profit Before Tax	444.12	815.79
Income Tax Rate	27.82%	27.82%
Tax as per IT Act	123.56	226.95
Effect:		
Expenses that are not deductible in determining taxable profit	167.99	-
Expenses that are deductible in Current Year	(69.75)	-
On account of temporary difference	(184.19)	-
Others	77.57	304.71
Total Tax Expense	115.18	531.66

The Group does not have any item that has not been recorded in books but has been disclosed as income during the current year in the tax assessments

Notes forming part of the Consolidated financial statements for the year ended on March 31, 2024

(All amounts are in INR Lakhs, except as otherwise stated)

38 Earnings per equity share

For the purpose of computing the earnings per share the net profit after taxes has been used as the numerator and the weighted average number of shares outstanding has been considered as the denominator.

a. Basic and diluted earnings per share

The calculations of profit attributable to equity shareholders and weighted average number of equity shares outstanding for purposes of basic and diluted earnings per share calculation are as follows:

i. Profit attributable to equity shareholders - for basic and diluted EPS

Particulars	For the year ended 31 March 2024	For the year ended 31 March 2023
Profit for the year, attributable to the equity holders	328.94	284.12

ii. Weighted average number of equity shares - for basic and diluted EPS

Particulars	For the year ended 31 March 2024	For the year ended 31 March 2023
Opening balance	5,75,72,401	5,73,17,401
Effect of fresh issue of shares for cash	-	2,55,000
Weighted average number of equity shares for the year	5,75,72,401	5,73,73,990
Earnings per share - (Basic and Diluted) - (Face value Rs 2/- each)	0.57	0.50

Notes forming part of the Consolidated financial statements for the year ended on March 31, 2024
(All amounts are in INR Lakhs, except as otherwise stated)
39 Financial instruments - Fair values and risk management
A. Accounting classification and fair values

Particulars	Note No	As at 31 March 2024			As at 31 March 2023		
		FVTPL	FVOCI	Amortised cost	FVTPL	FVOCI	Amortised cost
Financial assets not measured at fair value							
Investments							
Investment in Quoted Shares	10	6.11	-	-	3.26	-	-
Investment in Associates Company	10	-	-	532.38	-	-	509.71
Trade receivables (Refer note below)	17	-	-	3,477.49	-	-	3,914.43
Cash and cash equivalents (Refer note below)	18	-	-	917.32	-	-	297.37
Other bank balances (Refer note below)	19	-	-	55.23	-	-	37.71
Other Financial Assets (Refer note below)	12	-	-	1,491.14	-	-	1,343.13
Total financial assets		6.11	-	6,474.56	3.26	-	6,103.35
Financial liabilities not measured at fair value							
Trade payables (Refer note below)	25	-	-	2,535.97	-	-	2,399.28
Others (Refer note below)	26	-	-	455.56	-	-	608.90
Borrowings	22 & 24	-	-	6,664.94	-	-	6,632.70
Lease Liabilities	7	-	-	722.87	-	-	391.61
Total financial liabilities		-	-	10,379.34	-	-	10,032.49

Note :

The Group has not disclosed fair values of financial instruments such as trade receivables, cash and cash equivalents, other bank balances, deposits and other receivables, trade payables, insurance claim payables and other financial liabilities, because their carrying amounts are reasonable approximations of their fair values.

Notes forming part of the Consolidated financial statements for the year ended on March 31, 2024

(All amounts are in INR Lakhs, except as otherwise stated)

Management recognises all financial assets and liabilities at amortised cost and considers it to approximate fair value. The Group does not have any assets measured at FVOCI.

Fair value hierarchy

This section explains the judgements and estimates made in determining the fair values of the financial instruments that are (a) recognised and measured at fair value and (b) measured at amortised cost and for which fair values are disclosed in the financial statements. To provide an indication about the reliability of the inputs used in determining fair value, the Group has classified its financial instruments into the three levels as follows:

Level 1- Quoted prices (unadjusted) in active markets for identical assets or liabilities.

Level 2- Inputs other than quoted prices included within Level 1 that are observable for the asset or liability, either directly (i.e. as prices) or indirectly (i.e. derived from prices).

Level 3- Inputs for the assets or liabilities that are not based on observable market data (unobservable inputs).

B. Measurement of fair values

There were no level 3 or unobservable inputs that were used in the valuation of financial assets or liabilities noted above.

C. Financial risk management

The Group has exposure to the following risks arising from financial instruments:

- credit risk;
- liquidity risk; and
- market risk

i. Risk management framework

The Group's Board of Directors has overall responsibility for the establishment and oversight of the Group's risk management framework. The Board of Directors along with the top management are responsible for developing and monitoring the Group's risk management policies.

The Group's risk management policies are established to identify and analyse the risks faced by the Group, to set appropriate risk limits and controls and to monitor risks and adherence to limits. Risk management policies and systems are reviewed regularly to reflect changes in market conditions and the Group's activities. The Group, through its training and management standards and procedures, aims to maintain a disciplined and constructive control environment in which all employees understand their roles and obligations.

ii. Credit risk

Credit risk is the risk of financial loss to the Group, if a customer or counter party to a financial instrument fails to meet its contractual obligations, and arises principally from the Group's receivables from customers; loans and investments in debt securities.

The carrying amounts of financial assets represent the maximum credit risk exposure.

Credit risk is managed through credit approvals, establishing credit limits and continuously monitoring the creditworthiness of customers to which the Group grants credit terms in the normal course of business. The Group establishes an allowance for doubtful debts and impairment that represents its estimate of incurred losses in respect of the Group's trade receivables, certain loans and advances and other financial assets.

Notes forming part of the Consolidated financial statements for the year ended on March 31, 2024

(All amounts are in INR Lakhs, except as otherwise stated)

The maximum exposure to credit risk for trade and other receivables are as follows:

Particulars	Carrying amount	
	As at 31 March 2024	As at 31 March 2023
Trade receivables	3,477.49	3,914.43
Unbilled revenue	1,119.20	832.03
Total trade and other receivables	4,596.69	4,746.46
Cash and Bank balances	917.32	297.37
Other Bank balances	55.23	37.71
Deposits and other receivables (excluding unbilled revenue)	371.94	511.10
Total	1,344.49	846.18

The Group's exposure to credit risk is influenced mainly by the individual characteristics of each customer. The demographics of the customer, including the default risk of the industry and country in which the customer operates, also has an influence on credit risk assessment.

Exposures to customers outstanding at the end of each reporting period are reviewed by the Group to determine incurred and expected credit losses. Given that the macro economic indicators affecting customers of the Group have not undergone any substantial change, the Group expects the historical trend of minimal credit losses to continue. Further, management believes that the unimpaired amounts that are past due by more than 30 days are still collectible in full, except to the extent already provided, based on historical payment behaviour and extensive analysis of customer credit risk. The impairment loss at the reporting dates related to several customers that have defaulted on their payments to the Group and are not expected to be able to pay their outstanding balances, mainly due to economic circumstances.

The Group determines credit risk based on a variety of factors including but not limited to the age of the receivables, cash flow projections and available press information about customers. In order to calculate the loss allowance, loss rates are calculated using a 'roll rate' method based on the probability of a receivable progressing through successive stages of delinquency through write-off. Roll rates are calculated separately for exposures in different stages of delinquency primarily determined based on the time period for which they are past due. The Group assumes a 100% loss rate in case of trade receivables that are more than 270 days past due as it believes that the probability of collection in such cases is remote.

Notes forming part of the Consolidated financial statements for the year ended on March 31, 2024

(All amounts are in INR Lakhs, except as otherwise stated)

The following table provides information about the exposure to credit risk and expected credit loss for trade receivables :

As at 31 March 2024				
Age	Gross carrying amount	Weighted average loss rate	Loss allowance	Whether credit - impaired
Not due	-	4.79%	-	No
0- 90 days	2,878.72	0.50%	14.41	No
91 - 180 days	307.45	0.10%	0.31	No
181 - 270 days	63.86	0.03%	0.02	No
271 - 360 days	63.96	0.02%	0.01	No
360-720 days	199.80	50.00%	99.90	No
> 720 days	196.09	100.00%	196.09	No
Total	3,709.88		310.74	

As at 31 March 2023				
Age	Gross carrying amount	Weighted average loss rate	Loss allowance	Whether credit - impaired
Not due	-	4.79%	-	No
0- 90 days	2,885.30	0.50%	14.45	No
91 - 180 days	374.69	0.10%	0.38	No
181 - 270 days	147.22	0.03%	0.04	No
271 - 360 days	213.56	0.02%	0.03	No
360-720 days	245.10	50.00%	122.55	No
> 720 days	48.56	100.00%	48.56	No
Total	3,914.43		186.01	

The movement in the allowance for impairment in respect of trade receivables is as follows:

Particulars	As at 31 March 2024	As at 31 March 2023
Balance at 1 April	3,914.43	2,722.18
Additions during the year	(88.72)	1,544.79
(Less) Provision for the year	115.83	107.46
Receivable written off during the year		245.07
Balance at 31 March	3,709.88	3,914.43

Cash and Bank balances (includes amounts classified under other Bank balances and deposits and other receivables)

Notes forming part of the Consolidated financial statements for the year ended on March 31, 2024

(All amounts are in INR Lakhs, except as otherwise stated)

The Group holds Cash and Bank balances of Rs. 917.32 Lakhs as at 31 March 2024 (31 March 2023: Rs.297.37 Lakhs). The credit worthiness of such Banks and financial institutions are evaluated by the management on an ongoing basis and is considered to be good.

Security deposits

This balance is primarily constituted by deposit given in relation to leasehold premises occupied by the Group for carrying out its operations. The Group does not expect any losses from non-performance by these counter parties.

iii. Liquidity risk

Liquidity risk is the risk that the Group will encounter difficulty in meeting the obligations associated with its financial liabilities that are settled by delivering cash or another financial asset. The Group's approach to managing liquidity is to ensure, as far as possible, that it will have sufficient liquidity to meet its liabilities when they are due, under both normal and stressed conditions, without incurring unacceptable losses or risking damage to the Group's reputation.

Exposure to liquidity risk

The following are the remaining contractual maturities of financial liabilities at the reporting date. The amounts are gross and undiscounted, and include contractual interest payments and exclude the impact of netting agreements:

Non-derivative financial liabilities as at 31 March 2024

Non-derivative financial liabilities as at 31 March 2024							
Particulars	Contractual cash flows						
	Carrying amount	Gross (including interest)	6 months or less	6-12 months	1-2 years	2-5 years	More than 5 years
Trade payables	2,535.97	2,535.97	2,535.97	-	-	-	-
Lease liabilities	722.87	-	-	-	-	-	-
Other financial liabilities	720.69	720.69	720.69	-	-	-	-
Total	3,979.53	3,256.65	3,256.65	-	-	-	-

Notes forming part of the Consolidated financial statements for the year ended on March 31, 2024
(All amounts are in INR Lakhs, except as otherwise stated)

Non-derivative financial liabilities as at 31 March 2023							
Particulars	Contractual cash flows						
	Carrying amount	Gross (including interest)	6 months or less	6-12 months	1-2 years	2-5 years	More than 5 years
Trade payables	2,399.28	2,399.28	2,399.28	-	-	-	-
Lease liabilities	391.61	-	-	-	-	-	-
Other financial liabilities	828.41	828.41	828.41	-	-	-	-
Total	3,619.31	3,227.69	3,227.69	-	-	-	-

iv. Market risk

Market risk is the risk that changes in market prices - such as foreign exchange rates and interest rates will affect the Group's income or the value of holdings of financial instruments. The objective of market risk management is to manage and control market risk exposures within acceptable parameters and optimising the return.

The following table analyses foreign currency risk from financial instruments:

Particulars	As at 31 March 2024				As at 31 March 2023			
	INR	USD	EUR	GBP	INR	USD	EUR	GBP
Financial assets:								
Investments	538.48	-	-	-	512.97	-	-	-
Deposits and other receivables	1,491.14	-	-	-	1,512.13	-	-	-
Trade receivables	3,709.88	1.82	0.07	0.06	3,914.43	1.86	1.34	0.17
Cash and cash equivalents	917.32	-	-	-	297.37	-	-	-
Other Bank balances	55.23	-	-	-	37.71	-	-	-
Total Financial Assets	6,712.06	1.82	0.07	0.06	6,274.62	1.86	1.34	0.17
Financial liabilities:								
Trade payables	2,535.97	0.38	1.83	0.04	2,399.28	1.80	3.11	-
Borrowings	4,291.86	28.45			6,632.55			
Others	720.69	-	-	-	828.41	-	-	-
Total Financial Liabilities	7,548.51	28.83	1.83	0.04	9,860.24	1.80	3.11	-
Net assets / (liabilities)	(836.45)	(27.02)	(1.76)	0.02	(3,585.62)	0.07	(1.77)	0.17

Notes forming part of the Consolidated financial statements for the year ended on March 31, 2024

(All amounts are in INR Lakhs, except as otherwise stated)

Sensitivity analysis

A reasonably possible strengthening (weakening) of the US dollar against INR at 31 March would have affected the measurement of financial instruments denominated in a foreign currency and affected equity and profit or loss by the amounts shown below. This analysis assumes that all other variables, in particular interest rates, remain constant and ignores any impact of forecast sales and purchases.

Particulars	Profit / (loss)		Equity, net of tax	
	Strengthening	Weakening	Strengthening	Weakening
31 March 2024				
USD (1% movement)	(0.27)	0.27	-	-
EUR (1% movement)	(0.02)	0.02	-	-
GBP (1% movement)	0.00	(0.00)	-	-
31 March 2023				
USD (1% movement)	0.00	(0.00)	-	-
EUR (1% movement)	(0.02)	0.02	-	-
GBP (1% movement)	0.00	(0.00)	-	-

Interest rate risk exposure

The exposure of the Group's borrowings/deposits to interest rate changes at the end of the reporting period are as follows:

Particulars	As at 31 March 2024	As at 31 March 2023
Financial assets - Bank deposits	833.46	218.54

Fair value sensitivity analysis for fixed rate instruments

In respect of the fixed rate borrowings and Bank deposits, the Group is not exposed to any fair value risk and as such any changes in the interest rates does not have any impact on equity or profit and loss.

The following table illustrates the sensitivity of profit to a reasonably possible change in interest rates of +/- 1% for the year ended 31 March 2024 and 31 March 2023. These changes are considered to be reasonably possible based on observation of current market conditions. The calculations are based on a change in the average market interest rate for each period, and the financial instruments held at each reporting date that are sensitive to changes in interest rates. All other variables are held constant.

Particulars	Interest rate fluctuation	Year ended 31-March 2024	Year ended 31-March 2023
Increase in interest rate / (Decrease) in profit for the year	+1%	(69.13)	(68.33)
(Decrease) in interest rate / Increase in profit for the year	-1%	69.13	68.33

Notes forming part of the Consolidated financial statements for the year ended on March 31, 2024

(All amounts are in INR Lakhs, except as otherwise stated)

40 A Related parties

The below note summarises the list of related parties of the Group and transactions with them. All transactions were made on normal commercial terms and conditions and at market rates:

Nature of relationship	Name of the Related party	Designation	Status
Key Management Personnel (KMP)	Mr.N R Panicker	Chairman and Managing Director	Resigned on 21 Sep 2023
	Mr.N R Panicker	Chief Executive Officer	Appointed on 21 Sep 2023
	Mr.K.R.Varma	Independent Director	
	Mr.K.Nagarajan	Independent Director and Chairman	
	Mr.Rangarajan Raghavan	Independent Director	
	Mr.S.V.Rao	Whole Time Director	
	Mr.K.R.Chandrasekaran	Non executive Non Independent Director	Appointed on 29 November 2023
	Mrs.H.Pavithra	Company Secretary	Resigned on 26 May 2023
	Mr. Suraj Praksh Gupta	Company Secretary	Appointed on 11 August 23 , Resigned on 30 November 2023
	Mrs. K.Deepika	Company Secretary	Appointed on 01 December 2023
	Mr.P.Jagan	Chief Financial Officer	Resigned on 30 August 2023
	Mr.Rajesh Kumar Nandi	Chief Financial Officer	Appointed on 29 Nov 2023
Relatives of KMP	Mrs. Sreekumari R Panicker	Spouse of Chief Executive Officer	
	Mrs.Shruthi Panicker	Non executive Non Independent Director - Daughter of Chief Executive Officer	

Notes forming part of the Consolidated financial statements for the year ended on March 31, 2024
(All amounts are in INR Lakhs, except as otherwise stated)

Nature of Holding	Name of the entity	Principal Place of Business	Relationship	% of Ownership	
				As at 31 March 2024	As at 31 March 2023
Subsidiaries	Accel Media Ventures Limited	India	Subsidiary	76.76	76.76
	Accel OEM Appliances Limited	India	Subsidiary	-	100.00
	Cetronics Technologies Private Limited	India	Subsidiary	50.00	50.00
Associate	Secureinteli Technologies Private Limited	India	Associate	26.00	26.00

40 B Related party transactions

Particulars	Key Management Personnel		Relatives of Key Management Personnel		Secureinteli Technologies Private Limited		Total	
	31-Mar-24	31-Mar-23	31-Mar-24	31-Mar-23	31-Mar-24	31-Mar-23	31-Mar-24	31-Mar-23
Sale of goods	-	-	-	-	-	7.72	-	7.72
- Secureinteli Technologies	-	-	-	-	-	7.72	-	7.72
Sale of services	-	-	-	-	108.25	90.61	108.25	90.61
- Secureinteli Technologies	-	-	-	-	108.25	90.61	108.25	90.61
Receipt of services	16.63	-	-	-	28.36	12.29	44.98	12.29
- Secureinteli Technologies	-	-	-	-	28.36	12.29	28.36	12.29
- Mr.K.R.Chandrasekaran	16.63						16.63	-
Receipt of consultancy services	-	-	-	-	-	-	-	-
Rent expense	-	-	30.00	30.00	-	-	30.00	30.00
- Mrs.Sreekumari R Panicker	-	-	30.00	30.00	-	-	30.00	30.00
Interest expense	2.67	4.63	-	-	25.94	7.94	28.61	12.57
- Mr.N R Panicker	2.67	4.63	-	-	-	-	2.67	4.63
- Secureinteli Technologies	-	-	-	-	25.94	7.94	25.94	7.94

Notes forming part of the Consolidated financial statements for the year ended on March 31, 2024
(All amounts are in INR Lakhs, except as otherwise stated)

Particulars	Key Management Personnel		Relatives of Key Management Personnel		Secureinteli Technologies Private Limited		Total	
	31-Mar-24	31-Mar-23	31-Mar-24	31-Mar-23	31-Mar-24	31-Mar-23	31-Mar-24	31-Mar-23
Commission expense	8.07	10.36	-	-	-	-	8.07	10.36
- Mr.N R Panicker	8.07	10.36	-	-	-	-	8.07	10.36
Interest Income	-	-	-	-	-	-	-	-
Dividend Income	-	-	-	-	-	4.35	-	4.35
- Secureinteli Technologies	-	-	-	-	-	4.35	-	4.35
Remuneration	127.06	110.00	-	-	-	-	127.06	110.00
- Mr.N R Panicker	56.00	68.85	-	-	-	-	56.00	68.85
- Mr.S.V.Rao	40.72	3.32	-	-	-	-	40.72	3.32
- Mrs.H Pavithra	1.15	6.90	-	-	-	-	1.15	6.90
- Mr. Suraj Praksh Gupta	3.53	-	-	-	-	-	3.53	-
- Mrs. K Deepika	1.40	-	-	-	-	-	1.40	-
- Mr.P.Murali	-	4.56	-	-	-	-	-	4.56
- Mr.P.Jagan	14.58	26.36	-	-	-	-	14.58	26.36
- Mr.Rajesh Kumar Nandi	9.68	-	-	-	-	-	9.68	-
Sitting fees	12.60	8.90	-	-	-	-	12.60	8.90
- Dr.C.Ramchand	-	1.50	-	-	-	-	-	1.50
- Mr.K.Nagarajan	4.20	2.80	-	-	-	-	4.20	2.80
- Mr.Rangarajan Raghavan	4.20	1.90	-	-	-	-	4.20	1.90
- Mr.K.R.Varma	3.60	2.70	-	-	-	-	3.60	2.70
- Mr.K.R.Chandrasekaran	0.60	-	-	-	-	-	-	-
Dividend paid	90.14	89.42	14.25	14.25	-	-	104.39	103.67
- Mr.N R Panicker	69.84	69.84	-	-	-	-	69.84	69.84
- Mrs.Sreekumari R Panicker	-	-	14.25	14.25	-	-	14.25	14.25
- Mrs.Shruthi Panicker	19.52	19.52	-	-	-	-	19.52	19.52
- Dr.C.N.Ramchand	0.01	0.04	-	-	-	-	0.01	0.04
- Mr.K.Nagarajan	0.02	0.02	-	-	-	-	0.02	0.02
- Mr.S.V.Rao	0.75	-	-	-	-	-	0.75	-

Notes forming part of the Consolidated financial statements for the year ended on March 31, 2024
(All amounts are in INR Lakhs, except as otherwise stated)

Particulars	Key Management Personnel		Relatives of Key Management Personnel		Secureinteli Technologies Private Limited		Total	
	31-Mar-24	31-Mar-23	31-Mar-24	31-Mar-23	31-Mar-24	31-Mar-23	31-Mar-24	31-Mar-23
Unsecured loan borrowed	20.00	6.00	-	-	-	300.00	20.00	306.00
- Mr.N.R.Panicker	20.00	6.00	-	-	-	-	20.00	6.00
- Secureinteli Technologies	-	-	-	-	-	300.00	-	300.00
Unsecured loan given	-	-	-	-	-	-	-	-
Unsecured loan repaid	-	36.00	-	-	-	-	-	36.00
- Mr. N R Panicker	-	36.00	-	-	-	-	-	36.00
Balance outstanding as at the year end:								
Unbilled revenue receivable	-	-	-	-	-	14.00	-	14.00
- Secureinteli Technologies	-	-	-	-	-	14.00	-	14.00
Trade receivable	-	-	-	-	51.72	18.87	51.72	18.87
- Secureinteli Technologies	-	-	-	-	51.72	18.87	51.72	18.87
Trade payable	-	-	-	-	13.02	2.70	13.02	2.70
- Secureinteli Technologies	-	-	-	-	13.02	2.70	13.02	2.70
Unsecured loan payable	70.00	50.00	-	-	300.00	300.00	370.00	350.00
- Mr.N.R.Panicker	70.00	50.00	-	-	-	-	70.00	50.00
- Secureinteli Technologies	-	-	-	-	300.00	300.00	300.00	300.00
Interest payable on unsecured loan	0.81	0.44	-	-	11.84	5.66	12.65	6.10
- Secureinteli Technologies	-	-	-	-	11.84	5.66	11.84	5.66
- Mr.N.R.Panicker	0.81	0.44	-	-	-	-	0.81	0.44
Rent payable	-	-	5.40	6.75	-	-	5.40	6.75
- Mrs. Sreekumari R Panicker	-	-	5.40	6.75	-	-	5.40	6.75
Other payable	5.44	6.59	-	-	-	-	5.44	6.59
- Mr.N.R.Panicker	5.44	6.59	-	-	-	-	5.44	6.59
Rental deposit payable	-	-	16.00	16.00	-	-	16.00	16.00
- Mrs.Sreekumari R Panicker	-	-	16.00	16.00	-	-	16.00	16.00

Notes forming part of the Consolidated financial statements for the year ended on March 31, 2024

(All amounts are in INR Lakhs, except as otherwise stated)

41 Due to Micro, Small and Medium enterprises

The Ministry of Micro, Small and Medium Enterprises has issued an office memorandum dated 26 August 2008, which recommends that the Micro and Small Enterprises should mention in their correspondence with its customers the Entrepreneurs Memorandum Number as allocated after filing of the Memorandum in accordance with the Micro, Small and Medium Enterprise Development Act, 2006 ('the Act'). Accordingly, the disclosure in respect of the amounts payable to such enterprises as at 31 March 2024 has been made in the financial statements based on information received and available with the Group.

Particulars	As at 31 March 2024	As at 31 March 2023
(a) the principal amount remaining unpaid to any supplier as at 31 March	201.88	116.76
(b) the amount of interest paid by the buyer in terms of section 16 of the Micro, Small and Medium Enterprises Development Act, 2006, along with the amount of the payment made to the supplier beyond the appointed day during each accounting year;	-	-
(c) the amount of interest due and payable for the period of delay in making payment (which have been paid but beyond the appointed day during the year) but without adding the interest specified under the Micro, Small and Medium Enterprises Development Act, 2006;	-	-
(d) the amount of interest accrued and remaining unpaid at the end of each accounting year; and	9.09	4.86
(e) the amount of further interest remaining due and payable even in the succeeding years, until such date when the interest dues above are actually paid to the small enterprise, for the purpose of disallowance of a deductible expenditure under section 23 of the Micro, Small and Medium Enterprises Development Act, 2006.	-	-

Notes forming part of the Consolidated financial statements for the year ended on March 31, 2024
(All amounts are in INR Lakhs, except as otherwise stated)
42 Contingent Liabilities and Commitments (to the extent not provided for)

Particulars	As at 31 March 2024	As at 31 March 2023
A Commitments		
Total Contract Value	-	4,037.92
Less: Advance paid	-	4,021.22
Retention Money	-	158.59
Balance	-	16.70
B Contingent liabilities in respect of		
(i) Bank Guarantees/ Letter of credits by banks (Net of Margin Money held by banks)	127.18	173.87

(ii) Claim against the Company not acknowledged as debt in respect of the following matters:

S. No	Name of the Statute	Nature of dues	Disputed Amount as on 31 March 2024	Disputed Amount as on 31 March 2023
1	The Income Tax, 1961	Income tax	457.89	457.89
2	Employees Provident Fund Act, 1952	PF and others	21.53	21.53
3	Finance Act, 1994	Service tax	16.51	16.51
4	Customs Act, 1962	Customs duty	49.78	33.88
5	Sales Tax	Sales Tax	13.92	13.92
6	Consumer Protection Act, 1986	Customer complaints	14.76	14.76
7	Civil Law Act, 1956	Civil suits	93.27	93.27
8	Payment of Gratuity Act, 1972	Gratuity cases	0.23	0.23

Notes forming part of the Consolidated financial statements for the year ended on March 31, 2024
(All amounts are in INR Lakhs, except as otherwise stated)

Sl No	Name of the Statute	Nature of dues	Amount (In INR Lakhs)	Period to which the amount relates	Forum where the dispute is pending
1	The Income Tax, 1961*	Income Tax	1.18	AY 2004-05	Commissioner of Income Tax
			8.42	AY 2005-06	Assessing Officer *
			6.37	AY 2006-07	Assessing Officer *
			2.23	AY 2007-08	Assessing Officer *
			65.06	AY 2008-09	Assessing Officer *
			36.06	AY 2009-10	Assessing Officer *
			9.52	AY 2011-12	Assessing Officer *
			100.53	AY 2012-13	Assessing Officer *
			21.31	AY 2013-14	Assessing Officer *
			0.51	AY 2014-15	Assessing Officer *
206.70	AY 2018-19	Commissioner of Income Tax (Appeals)			
2	Employees Provident Fund Act, 1952	Provident Fund Act	2.38	FY 2011-12	EPFAT - Delhi
			3.04	FY 2009-10	EPFAT - Delhi
			11.70	FY 2015-16	EPFAT - Delhi
			4.41	FY 2019-20	EPFAT - Delhi
3	Finance Act, 1994	Service Tax	16.51	FY 2005-06 and FY 2006-07	CESTAT, Bangalore
4	Customs Act, 1962	Customs duty	33.88	FY 2008-09	The Company deposited Rs.33.88 Lakhs. Appeal is pending with CESTAT, Bangalore
			15.90	FY 2022-23	Additional Commissioner, Customs (Import), Chennai
5	Sales Tax Act, 1956	Sales Tax	13.92	FY 2002-03	Appellate Assistant Commissioner (AAC III)
6.	Consumer Protection Act, 1986	Consumer Complaints	0.50	FY 2013-14	DCDRF - Patna
			0.29	FY 2013-14	DCDRF- Bhagalpur
			0.32	FY 2013-14	DCDRF- Siliguri

Notes forming part of the Consolidated financial statements for the year ended on March 31, 2024
(All amounts are in INR Lakhs, except as otherwise stated)

SI No	Name of the Statute	Nature of dues	Amount (In INR Lakhs)	Period to which the amount relates	Forum where the dispute is pending
			0.12	FY 2014-15	DCDRF - Ranchi
			0.20	FY 2014-15	DCDRF- Khurda
			4.40	FY 2014-15	DCDRF- Mumbai
			0.96	FY 2015-16	DCDRF- Burdwan
			0.80	FY 2015-16	DCDRF- Vadodara
			0.19	FY 2015-16	DCDRF - Surat
			0.22	FY 2015-16	DCDRF- Indore
			0.20	FY 2015-16	DCDRF- Ernakulam
			1.19	FY 2015-16	DCDRF- Chennai
			0.32	FY 2015-16	DCDRF- Patna
			0.04	FY 2015-16	DCDRF- Vadodara
			0.50	FY 2016-17	DCDRF- Kozhikode
			1.50	FY 2016-17	DCDRF- Kannur
			1.00	FY 2016-17	DCDRF- Trivandrum
			0.81	FY 2015-16	DCDRF- Jaipur
			1.00	FY 2017-18	DCDRF- Patna
			0.20	FY 2017-18	DCDRF- Mumbai
7	Civil Law Act, 1956	Civil Suits	36.70	FY 2018-19	II Addl City Civil Court , Chennai
			43.43	FY 2018-19	IV Addl City Civil Court , Chennai
			11.22	FY 2018-19	IV Senior Civil Judge, Hyderabad
			1.92	FY 2018-19	VII Junior City Civil Court Judge, Hyderabad
8	Payment of Gratuity Act, 1972	Gratuity cases	0.23	FY 2016-17	"Deputy Labour Commissioner, Kozhikode"

* The above amounts are subject to revision based on the order of the Commissioner of Income Tax (Appeals) , wherein certain grounds relating to the appeal were partly allowed. The giving effect order by the Jurisdictional Assessing Officer is awaited .

Notes forming part of the Consolidated financial statements for the year ended on March 31, 2024
(All amounts are in INR Lakhs, except as otherwise stated)
43 Segment Reporting

Particulars	31 March 2024				31 March 2023			
	Segment I	Segment II	Segment III	Total	Segment I	Segment II	Segment III	Total
	Media Services	Realty	IT Services		Media Services	Realty	IT Services	
Segment Revenue	75.54	510.14	16,123.34	16,709.03	126.17	405.40	15,132.22	15,663.79
Segment Results	(76.57)	181.96	1,404.64	1,510.04	(73.57)	1.34	1,190.63	1,118.40
Interest(Net)	-	-	-	(687.52)	-	-	-	(670.60)
Unallocated Income	-	-	-	(493.57)	-	-	-	(163.68)
Total Profit / (Loss) before tax	-	-	-	328.94	-	-	-	284.12
Segment Assets	304.15	7,935.58	8,959.48	17,199.21	320.70	2,633.97	11,246.34	14,201.01
Unallocated Segment Assets	-	-	-	1,626.94	-	-	-	4,053.42
Total Assets	-	-	-	18,826.15	-	-	-	18,254.44
Segment Liabilities	412.34	2,997.15	8,247.74	11,657.22	842.94	2,697.70	8,003.92	11,544.55
Unallocated Segment Liabilities	-	-	-	789.95	-	-	-	572.77
Total Liabilities	-	-	-	12,447.17	-	-	-	12,117.32

44 Property, Plant and Equipment and Investment Property
(a) Lease Hold Land

Leasehold property includes Rs.77.27 lacs being the value of Land Lease (for 90 years) acquired from KINFRA Film & Video Park (KINFRA), a Government of Kerala Undertaking to the Group for construction of building to carry on Animation related business which was later on changed to IT and ITES business , for which the registration formalities were to be completed. As per the original allotment, the said land is on a 90 year lease arrangement and has to be developed within a period of 3 years from the date of allotment i.e. on or before 05 April 2010. The said Land could not be developed within the time frame agreed on account of the difficult scenario being faced by the Animation Industry in general and the Group in particular. KINFRA , in the meantime has changed the status of the SEZ from Animation to include IT/ITES also. This has been approved by the Ministry of Industries and Commerce vide its letter dated 7 February 2012. The Group has completed the construction of a commercial building for IT/ ITES under SEZ Status in May'2022. As per the Lease Agreement dated 28 June 2021, the lease period is mentioned as 77 years and 1 month commencing from 5 March 2021 . Accordingly the Group has

Notes forming part of the Consolidated financial statements for the year ended on March 31, 2024

(All amounts are in INR Lakhs, except as otherwise stated)

decided to amortise the Land over the balance lease period as mentioned above.

(b) Impairment of Assets

In the opinion of the management there is no impairment as on the date of the balance sheet in the value of the carrying cost of Intellectual Property Rights (IPR) of the Group within the meaning of Indian Accounting Standard – 36 on Impairment of Assets issued under Companies (Indian Accounting Standards) Rules 2015, considering the revenue earning potential of the Group and based on the estimated future cash flows upon crystallization of enquiries received by the Group for the intellectual property rights carried in the books as intangible assets.

(c) Land and Building

The Group has created mortgage on the Land and building in favour of Banks for availing Cash credit , Term loan, Rent securitisation loan for the Group and Cash credit facility and for availing term loan for one of the subsidiary Group.

45 Leases as lessee (Ind AS 116)

The leased assets of the Group include warehouse buildings and plant and machineries which are taken on lease for providing warehousing, printer managed services to the customers. The leases typically run for a period of 1 to 5 years, with an option to renew certain leases after that date. Previously, these leases were classified as operating leases under Ind AS 17. On transition to Ind AS 116, the Group recognized right to use of assets at its carrying amount as if the standard has been applied since the commencement of the lease. The summary of the movement of right-of-use assets for the year is given below:

On transition to Ind AS 116, the Group recognized lease liabilities measured at the present value of remaining lease payments. The following table sets out a maturity analysis of lease payments, showing

Particulars	As at 31 March 2024	As at 31 March 2023
Lease liabilities under Ind AS 116	-	-
Less than one year	-	-
Others	722.87	391.61
Closing lease liabilities	722.87	391.61

Notes forming part of the Consolidated financial statements for the year ended on March 31, 2024
(All amounts are in INR Lakhs, except as otherwise stated)
Amounts recognised in Statement of Profit and loss
Leases under Ind AS 116

Particulars	As at 31 March 2024	As at 31 March 2023
Interest on lease liabilities	52.26	29.90
Amortisation of right -of-use- assets	245.79	212.86
Total	298.04	242.76

Lease Liability

Particulars	As at 31 March 2024	As at 31 March 2023
Lease Liability (Also refer note (a) below)	722.87	391.61
Total	722.87	391.61

(a) Movement in Lease Liability

Particulars	As at 31 March 2024	As at 31 March 2023
Balance as at 1 April	391.61	449.07
Additions	574.22	211.00
Finance cost accrued	52.26	29.90
Payment of Lease Liabilities	242.96	218.69
Disposal including adjustments	-	49.77
Balance as at 31 March	722.87	391.61

(b) Summary of contractual maturities of lease liabilities

Particulars	As at 31 March 2024	As at 31 March 2023
Less than one year	55.10	129.65
one to five years	667.77	261.97
More than five years	-	-
Total undiscounted lease liabilities as at 31 March	722.87	391.61

Notes forming part of the Consolidated financial statements for the year ended on March 31, 2024

(All amounts are in INR Lakhs, except as otherwise stated)

Operating Lease - Group as lessor

Future minimum lease receipts under non-cancellable operating leases as at 31 March are, as follows:

Particulars	As at 31 March 2024	As at 31 March 2023
Within one year	419.94	371.98
After one year but not more than five years	1,080.91	1,495.58
More than five years	-	-
Total	1,500.86	1,867.56

46 Investments

Investments in subsidiaries and Associate are stated at cost using the exemption provided as per Ind AS 27 - Separate Financial Statements.

The management believes that the carrying amounts are lower than the recoverable amounts based on discounted value of the future cash flows to be generated and there won't be any impairment in the long run.

47 Other Financial Assets

The Group has given an inter corporate advance of Rs.329 Lakhs (PY Rs.329 Lakhs) in the books shown under "Other Financial Assets Non-Current" in the financial statements. The management is of the view that there is no diminution to the carrying value of these loans and advances, however a provision of Rs.329 Lakhs (PY Rs. 160 Lakhs) has been created in the books on a conservative basis during the year, though the management is confident of recovering the said advance.

48 Confirmation of Balances:

Balance at the end of the financial year for Trade receivable, Trade payable, Loans and advances, advance received from customers are subject to confirmation. The Management is of the view that there is no permanent change to the carrying value of these loans and advances, trade receivables and trade payables except for the provision considered in this regard in the accompanying financial statements.

Notes forming part of the Consolidated financial statements for the year ended on March 31, 2024

(All amounts are in INR Lakhs, except as otherwise stated)

49 a) Employee Benefits (Defined Benefit Plan)

The Group operates the following post-employment defined benefit plans:

(i) Gratuity

In accordance with applicable Indian laws, the Group provides for gratuity, a defined benefit retirement plan ("the Gratuity Plan") covering eligible employees. The Gratuity Plan provides for a lump sum payment to vested employees on retirement (subject to completion of five years of continuous employment), death, incapacitation or termination of employment that are based on last drawn salary and tenure of employment. Liabilities with regard to the Gratuity Plan are determined by actuarial valuation on the reporting date.

The Group has established a trust by name , Accel Employees Group Gratuity Trust w.e f January 31, 2022 and has made necessary applications to Income Tax department for approval.

These defined benefit plans expose the Group to actuarial risks, such as longevity risk and interest rate risk.

A. Funding

The Group has a fund balance of INR 46.67 Lakh in the gratuity fund ,maintained with Bajaj Allianz Life Group Employee Care, nett of gratuities settled , since inception, which is approximately 20 % of the total liability arrived at on actuarial basis as on 31 March 2024.

B. Reconciliation of the net defined benefit (asset)/ liability

The following table shows a reconciliation from the opening balances to the closing balances for the net defined benefit (asset) liability and its components:

Reconciliation of present value of defined benefit obligation

Particulars	For the year ended 31 March 2024	For the year ended 31 March 2023
Balance at the beginning of the year	244.52	230.10
Benefits paid including Funding towards gratuity Fund	(68.24)	(72.86)
Current service cost	86.84	61.06
Interest cost	15.75	16.84
Actuarial (gains) losses recognised in other comprehensive income	(47.05)	14.89
Fair Value of plan assets	-	(5.50)
Balance at the end of the year	231.82	244.52

Notes forming part of the Consolidated financial statements for the year ended on March 31, 2024
(All amounts are in INR Lakhs, except as otherwise stated)

Particulars	For the year ended 31 March 2024	For the year ended 31 March 2023
Current	1.02	33.78
Non- Current	231.44	210.75
Total	232.47	244.52

C. Expense / (income) recognised in the statement of Profit or loss

Particulars	For the year ended 31 March 2024	For the year ended 31 March 2023
Current service cost	86.84	61.06
Interest cost*	15.75	16.84
Total	102.59	577.89

* Included under finance costs

Remeasurements recognised in other comprehensive income

Particulars	For the year ended 31 March 2024	For the year ended 31 March 2023
Actuarial gain on defined benefit obligations	(47.05)	14.89
Total	(47.05)	14.89

i. Actuarial assumptions

Principal actuarial assumptions at the reporting date:

Particulars	For the year ended 31 March 2024	For the year ended 31 March 2023
Discount rate	6.97%	7.54%
Future salary growth	7%	7%
Attrition rate	10%	10%

ii. Sensitivity analysis

Reasonably possible changes at the reporting date to one of the relevant actuarial assumptions, holding other assumptions constant, would have affected the defined benefit obligation by the amounts shown below:

Notes forming part of the Consolidated financial statements for the year ended on March 31, 2024

(All amounts are in INR Lakhs, except as otherwise stated)

Particulars	As at 31 March 2024		As at 31 March 2023	
	Increase in %	Decrease in %	Increase in %	Decrease in %
Discount rate (1% movement)	-8.16%	9.59%	-9.98%	11.75%
Future salary growth (1% movement)	8.92%	-7.87%	-9.81%	11.40%
Attrition rate (1% movement)	-2.33%	1.70%	-1.06%	1.09%

Although the analysis does not take into account the full distribution of cash flows expected under the plan, it does provide an approximation of the sensitivity of the assumptions shown.

b) Employee Benefits (Defined Contribution Plan)

The Group makes contributions, determined as a specified percentage of employee salaries, in respect of qualifying employees towards Provident Fund (PF) and employees' state insurance (ESI) scheme which are defined contribution plans. The Group has no obligations other than to make the specified contributions. The contributions are charged to the Statement of Profit and loss as they accrue. The Group recognised as an expense towards contribution to PF and ESI for the year aggregated to Rs.360.42 Lakhs (31 March 2023 : 306.44 Lakhs)

ii) Compensated Absences

The liability in respect of the Group, for outstanding balance of privilege leave at the balance sheet date is determined and provided on the basis of actuarial valuation performed by an independent actuary. The Group does not maintain any plan assets to fund its obligation towards compensated absences .

These defined benefit plans exposes the Group to actuarial risks, such as longevity risk and interest rate risk

A. Funding

The Leave encashment plan of the Group is an unfunded plan.

B. Reconciliation of the net defined benefit (asset)/ liability

The following table shows a reconciliation from the opening balances to the closing balances for the net defined benefit (asset) liability and its components:

Notes forming part of the Consolidated financial statements for the year ended on March 31, 2024
(All amounts are in INR Lakhs, except as otherwise stated)
Reconciliation of present value of defined benefit obligation

Particulars	For the year ended 31 March 2024	For the year ended 31 March 2023
Balance at the beginning of the year	52.82	74.85
Benefits paid	(12.31)	(23.35)
Current service cost	12.16	1.31
Balance at the end of the year	52.67	52.82
Balance at the end of the Period	52.67	52.82

Particulars	For the year ended 31 March 2024	For the year ended 31 March 2023
Current	9.51	10.91
Non- Current	43.16	41.91
Total	52.67	52.82

C. Expense/ Income) recognised in the Statement of Profit and Loss

Particulars	For the year ended 31 March 2024	For the year ended 31 March 2023
Current service cost	12	1
Total	12	1

* Included under finance costs

Remeasurements recognised in other comprehensive income

Particulars	For the year ended 31 March 2024	For the year ended 31 March 2023
Actuarial gain on defined benefit obligations	-	-
Total	-	-

Notes forming part of the Consolidated financial statements for the year ended on March 31, 2024

(All amounts are in INR Lakhs, except as otherwise stated)

i. Actuarial assumptions

Principal actuarial assumptions at the reporting date:

Particulars	For the year ended 31 March 2024	For the year ended 31 March 2023
Discount rate	6.97%	7.54%
Future salary growth	7.00%	7.00%
Attrition rate	10.00%	10.00%

ii. Sensitivity analysis

Reasonably possible changes at the reporting date to one of the relevant actuarial assumptions, holding other assumptions constant, would have affected the defined benefit obligation by the amounts shown below:

Particulars	As at 31 March 2024		As at 31 March 2023	
	Increase in %	Decrease in %	Increase in %	Decrease in %
Discount rate (1% movement)	-5.05%	5.62%	-2.93%	3.40%
Future salary growth (1% movement)	5.57%	-5.09%	3.19%	-2.79%
Attrition rate (1% movement)	-2.66%	3.34%	-0.02%	0.01%

Although the analysis does not take account of the full distribution of cash flows expected under the plan, it does provide an approximation of the sensitivity of the assumptions shown.

50 Operating segments

The Group is engaged in the business of IT Service, Animation, Engineering, Real Estate and academic business.

A. Geographic information:

- (i) The geographic information analyses the Group's revenue by the Group's of domicile and other countries. In presenting the geographical information, revenue has been determined based on the geographic location of the customers.

	Year ended 31 March 2024	Year ended 31 March 2023
In India	16,423	15,377
Outside India	286	287
Total	16,709	15,664

- (ii) The Group's operations are entirely carried out in India and as such all its non-current assets are located in India.

- (iii) There are no individual customers more than 10% of the total trade receivables as at 31 March 2024

Notes forming part of the Consolidated financial statements for the year ended on March 31, 2024

(All amounts are in INR Lakhs, except as otherwise stated)

51 Subsequent events

There are no significant subsequent events that have occurred after the reporting period till the date of this financial statements.

52 The Group has proposed to amalgamate one of its subsidiary Accel Media Ventures Limited with the Holding Company (Accel Limited) effective 1st April 2024 and necessary steps have been initiated in this regard.

53 Previous year's Figure have been regrouped,recasted and rearranged wherever necessary, to suit the current period layout.

As per our report of even date attached

For **K.S Aiyar & Co**

Chartered Accountants

Firm's Registration No. 100186W

S.Kalyanaraman

Partner

Membership No. 200565

UDIN: 24200565BKAKZX7850

Place: Chennai

Date: 28.05.2024

For and on behalf of **the Board of Directors**

Accel Limited

K. Nagarajan

Director

DIN: 02172617

Mrs. K.Deepika

Company Secretary

Place: Chennai

Date: 28.05.2024

S.V.Rao

Whole-time Director

DIN: 06600739

Rajesh Kumar Nandi

Chief Financial Officer

Place: Chennai

Date: 28.05.2024