

07<sup>th</sup> February, 2025

To,

<b>The Corporate Relationship Department</b> <b>BSE Limited</b> Phiroze Jeejeebhoy Towers, Dalal Street, Mumbai 400 001. <b>Scrip Code: 539523</b>	<b>National Stock Exchange of India Limited</b> Exchange Plaza, Bandra Kurla Complex, Bandra East, Mumbai 400 051. <b>Scrip Symbol: ALKEM</b>
---	--

**Sub: Outcome of Board Meeting held on 07<sup>th</sup> February, 2025**

Dear Sir(s)/ Madam,

This is with reference to our earlier intimation dated 28<sup>th</sup> January, 2025, pursuant to Regulation 30 read with Regulation 33, Regulation 42 and Regulation 43 of the Securities and Exchange Board of India (Listing Obligations and Disclosure Requirements) Regulations, 2015 ("SEBI LODR Regulations"), the Board of Directors of the Company, at its meeting held today i.e. 07<sup>th</sup> February, 2025 have *inter alia*:

- a. Approved the Standalone and Consolidated Unaudited Financial Results of the Company for the quarter and nine months ended 31<sup>st</sup> December, 2024.

A copy of the said Financial Results and Limited Review Report of the Statutory Auditors of the Company, as required under Regulation 33 of the SEBI LODR Regulations, is enclosed herewith.

- b. Declared an Interim Dividend of Rs. 37/- (Rupees Thirty-Seven only) per equity share on the face value of Rs. 2/- per share for financial year 2024-2025 pursuant to Regulation 43 read with Regulation 30 of SEBI LODR Regulations.

The date of payment of Interim Dividend shall be on and from 28<sup>th</sup> February, 2025.

Further, as informed vide our letter dated 28<sup>th</sup> January, 2025, submitted to the Stock Exchanges pursuant to Regulation 42 of SEBI LODR Regulations, the record date for the purpose of payment of Interim Dividend for financial year 2024-2025 would be Friday, 14<sup>th</sup> February, 2025.

The meeting of the Board of Directors of the Company commenced at 11.00 a.m. and concluded at 01.40 p.m.

Kindly take the same on record.

Sincerely,  
For **Alkem Laboratories Limited**

  
**Manish Narang**  
**President - Legal, Company Secretary & Compliance Officer**

Encl.: a/a

## INDEPENDENT AUDITOR'S REVIEW REPORT ON REVIEW OF INTERIM CONSOLIDATED FINANCIAL RESULTS

### TO THE BOARD OF DIRECTORS OF Alkem Laboratories Limited

1. We have reviewed the accompanying Statement of Consolidated Unaudited Financial Results of **Alkem Laboratories Limited** ("the Parent") and its subsidiaries (the Parent and its subsidiaries together referred to as "the Group") for the quarter and nine months ended December 31, 2024 ("the Statement") which includes one branch of the Group located at Nepal being submitted by the Parent pursuant to the requirement of Regulation 33 of the SEBI (Listing Obligations and Disclosure Requirements) Regulations, 2015, as amended ("the Listing Regulations").
2. This Statement, which is the responsibility of the Parent's Management and approved by the Parent's Board of Directors, has been prepared in accordance with the recognition and measurement principles laid down in the Indian Accounting Standard 34 "Interim Financial Reporting" ("Ind AS 34"), prescribed under Section 133 of the Companies Act, 2013 read with relevant rules issued thereunder and other accounting principles generally accepted in India and in compliance Regulation 33 of the Listing Regulations. Our responsibility is to express a conclusion on the Statement based on our review.
3. We conducted our review of the Statement in accordance with the Standard on Review Engagements (SRE) 2410 "Review of Interim Financial Information Performed by the Independent Auditor of the Entity", issued by the Institute of Chartered Accountants of India (ICAI). A review of interim financial information consists of making inquiries, primarily of Parent's personnel responsible for financial and accounting matters, and applying analytical and other review procedures. A review is substantially less in scope than an audit conducted in accordance with Standards on Auditing specified under Section 143(10) of the Companies Act, 2013 and consequently does not enable us to obtain assurance that we would become aware of all significant matters that might be identified in an audit. Accordingly, we do not express an audit opinion.

We also performed procedures in accordance with the circular issued by the SEBI under Regulation 33(8) of the SEBI (Listing Obligations and Disclosure Requirements) Regulations, 2015, as amended, to the extent applicable.

4. The Statement includes the results of the entities mentioned in Annexure 1 to this report.
5. Based on our review conducted and procedures performed as stated in paragraph 3 above and based on the consideration of the review reports of the other auditors referred to in paragraph 6 below, nothing has come to our attention that causes us to believe that the accompanying Statement, prepared in accordance with the recognition and measurement principles laid down in the aforesaid Indian Accounting Standard and other accounting principles generally accepted in India, has not disclosed the information required to be disclosed in terms of Regulation 33 of the SEBI (Listing Obligations and Disclosure Requirements) Regulations, 2015, as amended, including the manner in which it is to be disclosed, or that it contains any material misstatement.

9 1

# Deloitte Haskins & Sells LLP

6. We did not review the interim financial information / financial results of five subsidiaries included in the consolidated unaudited financial results, whose interim financial information/ financial results reflect total revenues of Rs.4,141.0 million and Rs.12,111.7 million for the quarter and nine months ended December 31, 2024 respectively, total net profit after tax of Rs.308.4 million and Rs.1,054.1 million for the quarter and nine months ended December 31, 2024 respectively and total comprehensive income (net) of Rs.230.8 million and Rs.1,021.2 million for the quarter and nine months ended December 31, 2024 respectively, as considered in the Statement. These interim financial information / financial results have been reviewed by other auditors whose reports have been furnished to us by the Management and our conclusion on the Statement, in so far as it relates to the amounts and disclosures included in respect of these subsidiaries is based solely on the reports of the other auditors and the procedures performed by us as stated in paragraph 3 above.

Our conclusion on the Statement is not modified in respect of this matter.

7. The consolidated unaudited financial results includes the interim financial information/ financial results of nineteen subsidiaries which have not been reviewed by their auditors, whose financial information/ financial results reflect total revenue of Rs.1,817.5 million and Rs.5,420.7 million for the quarter and nine months ended December 31, 2024 respectively, total net (loss)/profit after tax of Rs.(85.3) million and Rs.39.4 million for the quarter and nine months ended December 31, 2024 respectively and Total comprehensive (loss)/income of Rs.(187.7) million and Rs.34.0 million for the quarter and nine months ended December 31, 2024 respectively, as considered in the Statement. According to the information and explanations given to us by the Management, these interim financial information / financial results are not material to the Group.

Our Conclusion on the Statement is not modified in respect of our reliance on the interim financial information / results certified by the Management.

8. The comparative financial information of the Group for the quarter and nine months ended December 31, 2023 and for the year ended March 31, 2024 prepared in accordance with Ind AS included in this Statement have been reviewed/audited, as applicable, by the predecessor auditor. The reports of the predecessor auditor on this comparative financial information dated February 09, 2024 and May 29, 2024 respectively expressed an unmodified conclusion/unmodified opinion, as applicable.

Our conclusion on the Statement is not modified in respect of this matter.

For **Deloitte Haskins & Sells LLP**  
Chartered Accountants  
(Firm's Registration No. 117366W/W-100018)

**Rupen K. Bhatt**  
(Partner)  
(Membership No. 046930)  
(UDIN: 250469308MOD&I2649)

4

Place: Mumbai  
Date: February 07, 2025

# Deloitte Haskins & Sells LLP

## ANNEXURE I TO THE INDEPENDENT AUDITOR'S REVIEW REPORT

(Referred to in paragraph 4 under Independent Auditor's Review Report of even date)

S.N.	Name of the component	Relationship
1	Alkem Laboratories Limited	Parent
2	S&B Holdings S.a.r.l,	Wholly Owned Subsidiary
3	The Pharma Network LLC, USA (TPN)	Wholly Owned Subsidiary of S&B Holdings S.a.r.l.
4	Ascend Laboratories LLC, USA	Wholly Owned Subsidiary of TPN
5	S & B Pharma LLC	Wholly Owned Subsidiary of TPN
6	Pharmacor Pty Limited, Australia	Wholly Owned Subsidiary
7	Pharmacor SPA, Chile (incorporated on 22-11-2024)	Wholly Owned Subsidiary of Pharmacor Pty Limited, Australia
8	Enzene Biosciences Ltd, India	Subsidiary
9	Ascend Laboratories (PTY) Ltd, South Africa	Wholly Owned Subsidiary
10	Cachet Pharmaceuticals Private Limited, India	Subsidiary
11	Indchemie Health Specialties Private Limited, India	Subsidiary
12	Alkem Laboratories Corporation, Philippines	Wholly Owned Subsidiary
13	Ascend GmbH, Germany	Wholly Owned Subsidiary
14	Ascend Laboratories SDN BHD., Malaysia	Wholly Owned Subsidiary
15	Ascend Laboratories SpA Chile (Ascend Chile)	Wholly Owned Subsidiary
16	Pharma Network SpA, Chile	Wholly Owned Subsidiary of Ascend Chile
17	Ascend Laboratories S.A. DE C.V., Mexico	Wholly Owned Subsidiary of Ascend Chile
18	Alkem Laboratories Korea Inc, Korea	Wholly Owned Subsidiary
19	Pharmacor Ltd, Kenya	Wholly Owned Subsidiary
20	The Pharma Network LLP, Kazakhstan	Wholly Owned Subsidiary
21	Ascend Laboratories (UK) Ltd, UK	Wholly Owned Subsidiary
22	Ascend Laboratories Ltd, Canada	Wholly Owned Subsidiary
23	Alkem Foundation, India	Wholly Owned Subsidiary
24	Connect 2 Clinic Private Limited, India	Wholly Owned Subsidiary
25	Ascend Laboratories SAS, Colombia	Wholly Owned Subsidiary
26	Pharmacor Limited, New Zealand	Wholly Owned Subsidiary
27	Enzene Inc., USA	Wholly Owned Subsidiary of Enzene Biosciences Ltd, India
28	Alkem Medtech Private Limited, India	Wholly Owned Subsidiary
29	Alixer Nexgen Therapeutics Limited (Incorporated on July 12, 2024)	Wholly Owned Subsidiary
30	Alkem Wellness Limited (incorporated on September 16, 2024)	Wholly Owned Subsidiary

A. h.



# ALKEM LABORATORIES LIMITED

CIN No.:L00305MH1973PLC174201

Regd. Office and Corporate Office: Alkem House, Senapati Bapat Marg, Lower Parel, Mumbai - 400013, Maharashtra, India.

Tel No:91 22 3982 9999 Fax No: +91 22 2492 7190

Website : www.alkemlabs.com, Email Id : investors@alkem.com

## Statement of Unaudited Consolidated Financial Results for the Quarter and Nine months ended 31 December 2024

(₹ in Million except per share data)


Particulars	Quarter ended			Nine months ended		Year ended
	31.12.2024 (Unaudited)	30.09.2024 (Unaudited)	31.12.2023 (Unaudited)	31.12.2024 (Unaudited)	31.12.2023 (Unaudited)	31.03.2024 (Audited)
<b>1 Income</b>						
(a) Revenue from Operations	33,742.8	34,146.7	33,238.7	98,207.7	97,317.6	126,675.8
(b) Other Income	929.9	1,344.8	936.4	3,477.8	2,226.7	3,108.4
<b>Total Income</b>	<b>34,672.7</b>	<b>35,491.5</b>	<b>34,175.1</b>	<b>101,685.5</b>	<b>99,544.3</b>	<b>129,784.2</b>
<b>2 Expenses</b>						
(a) Cost of materials consumed	9,240.1	9,021.7	8,385.4	26,633.4	24,958.3	32,945.9
(b) Purchases of stock-in-trade	3,974.8	3,539.2	4,608.1	11,340.6	12,481.7	16,288.7
(c) Changes in inventories of finished goods, work-in-progress and stock-in-trade	(1,171.6)	(513.9)	51.9	(3,124.2)	861.8	141.2
(d) Employee benefits expense	6,248.1	6,104.9	5,721.5	18,375.7	16,951.8	22,010.1
(e) Finance costs	360.3	281.4	254.6	932.8	855.5	1,124.1
(f) Depreciation and amortisation expense	852.8	789.1	695.6	2,446.7	2,158.7	2,993.0
(g) Other expenses	7,857.5	8,466.5	7,395.9	23,773.6	23,628.9	32,835.0
<b>Total Expenses</b>	<b>27,362.0</b>	<b>27,688.9</b>	<b>27,113.0</b>	<b>80,378.6</b>	<b>81,896.7</b>	<b>108,338.0</b>
<b>3 Profit before exceptional items and tax (1) - (2)</b>	<b>7,310.7</b>	<b>7,802.6</b>	<b>7,062.1</b>	<b>21,306.9</b>	<b>17,647.6</b>	<b>21,446.2</b>
<b>4 Exceptional items (refer note 5)</b>	-	-	(513.1)	-	(1,089.7)	(1,214.9)
<b>5 Profit before tax (3) + (4)</b>	<b>7,310.7</b>	<b>7,802.6</b>	<b>6,549.0</b>	<b>21,306.9</b>	<b>16,557.9</b>	<b>20,231.3</b>
<b>6 Tax expense / (credit)</b>						
(a) Current tax	1,590.4	1,558.8	1,136.0	4,393.5	3,384.3	4,222.8
(b) Deferred tax	(687.6)	(775.8)	(629.8)	(2,016.5)	(1,896.2)	(2,106.1)
<b>Total Tax Expense (a + b)</b>	<b>902.8</b>	<b>783.0</b>	<b>506.2</b>	<b>2,377.0</b>	<b>1,488.1</b>	<b>2,116.7</b>
<b>7 Profit for the period (5) - (6)</b>	<b>6,407.9</b>	<b>7,019.6</b>	<b>6,042.8</b>	<b>18,929.9</b>	<b>15,069.8</b>	<b>18,114.6</b>
<b>8 Other Comprehensive Income (net of tax)</b>						
(a) (i) Items that will not be reclassified to profit or loss	(37.6)	(66.4)	(26.4)	(153.8)	(95.7)	(93.4)
(ii) Income tax relating to items that will not be reclassified to profit or loss	13.0	21.4	8.2	50.4	31.9	29.8
(b) (i) Items that will be reclassified to profit or loss	145.6	106.0	73.0	326.5	340.7	264.0
(ii) Income tax relating to items that will be reclassified to profit or loss	-	-	-	-	-	-
<b>Total Other Comprehensive Income (net of tax)</b>	<b>121.0</b>	<b>61.0</b>	<b>54.8</b>	<b>223.1</b>	<b>276.9</b>	<b>200.4</b>
<b>9 Total Comprehensive Income for the period (7) + (8)</b>	<b>6,528.9</b>	<b>7,080.6</b>	<b>6,097.6</b>	<b>19,153.0</b>	<b>15,346.7</b>	<b>18,315.0</b>
<b>10 Profit attributable to</b>						
a) Owners of the Company	6,258.2	6,886.4	5,949.6	18,596.2	15,022.1	17,957.7
b) Non-Controlling Interest	149.7	133.2	93.2	333.7	47.7	156.9
<b>11 Other Comprehensive Income attributable to</b>						
a) Owners of the Company	120.7	68.5	54.6	233.3	283.3	206.5
b) Non-Controlling Interest	0.3	(7.5)	0.2	(10.2)	(6.4)	(6.1)
<b>12 Total Comprehensive Income attributable to</b>						
a) Owners of the Company	6,378.9	6,954.9	6,004.2	18,829.5	15,305.4	18,164.2
b) Non-Controlling Interest	150.0	125.7	93.4	323.5	41.3	150.8
<b>13 Paid-up Equity Share Capital (Face Value ₹ 2 each fully paid up)</b>	<b>239.1</b>	<b>239.1</b>	<b>239.1</b>	<b>239.1</b>	<b>239.1</b>	<b>239.1</b>
<b>14 Other Equity</b>						102,881.5
<b>15 Earnings Per Share (not annualised for the periods) (face value of ₹ 2/- each)</b>						
(a) Basic (₹)	52.34	57.60	49.76	155.54	125.64	150.19
(b) Diluted (₹)	52.34	57.60	49.76	155.54	125.64	150.19

**Notes to the Consolidated Financial results:**

- 1 The above unaudited consolidated financial results are prepared in accordance with the Indian Accounting Standards prescribed under section 133 of the Companies Act, 2013 and are in compliance with the presentation and disclosure requirements of Regulation 33 of the SEBI (Listing Obligations and Disclosure Requirements) Regulations, 2015 (as amended). The Consolidated Financial results are prepared in accordance with Ind AS 110 'Consolidated Financial Statements'.
- 2 The above unaudited consolidated financial results of the Group were reviewed and recommended by the Audit Committee on 06 February 2025 and subsequently approved by the Board of Directors at its meeting held on 07 February 2025. The auditors have issued an unmodified review report on the financial results for the quarter and nine months ended 31 December 2024.
- 3 The Board of Directors of the Parent Company at their meeting held on 10 December 2024 have approved the transfer of its Generic Business Undertaking to Alkem Wellness Limited, a wholly owned subsidiary of the Parent Company as a going concern on a slump sale basis. The Parent Company is currently in the process of executing Business Transfer Agreement ("BTA"). Since the carve out of the Generic Business Undertaking is to a wholly owned subsidiary of the Parent Company, there is no impact on the consolidated financial results for the quarter and nine months ended 31 December 2024.
- 4 The comparative financial information of the Group for the quarter and nine months ended 31 December 2023 and for the year ended 31 March 2024, prepared in accordance with Ind AS included in this statement have been reviewed and audited respectively by the predecessor auditor. The reports of the predecessor auditor on these comparative financial information are dated 09 February 2024 and 29 May 2024 respectively.
- 5 Exceptional item for the year ended 31 March 2024 includes impairment loss of ₹ 415.6 Million towards its plant located at Indore. Subsequently, in the previous quarter ended 30 September 2024, the Company as a part of its ongoing initiative of networking strategy and optimization of manufacturing facilities has identified divestment of its Indore facility. Consequently, related assets and liabilities are disclosed as held for sale. These assets and liabilities have been carried at cost as the same are lower than the fair value expected out of sale.  
  
Also, in quarter ended 31 December 2023
  - a) A cyber security incident which compromised business email IDs of certain employees at one of the subsidiaries resulted in a fraudulent transfer of funds of approximately ₹ 513.1 Million which was disclosed as exceptional item for the quarter and nine months ended 31 December 2023. In the subsequent quarter ended 31 March 2024, the Company recovered ₹ 290.4 Million out of the above amount and hence amount of ₹ 222.7 Million was also disclosed under exceptional item for the year ended 31 March 2024.
  - b) The Group had recognised an additional impairment loss of ₹ 576.6 Million in respect of one of the manufacturing units located at St. Louis under S & B Pharma LLC, USA, a step-down subsidiary of the Parent Company, owing to impairment indicators.
- 6 The Board of Directors at its meeting held on 07 February 2025 have declared an interim dividend of ₹ 37 (Rupees only) per equity share (1850% on the face value of ₹ 2 each) for the financials year ending 31 March 2025.
- 7 The Group operates in one reportable business segment i.e. "Pharmaceuticals", accordingly no separate disclosure of segment information has been made.

Place: Mumbai  
Date: 07 February 2025

By Order of the Board  
For Alkem Laboratories Limited

  
B.N. Singh  
Executive Chairman  
DIN: 00760310

## INDEPENDENT AUDITOR'S REVIEW REPORT ON REVIEW OF INTERIM STANDALONE FINANCIAL RESULTS

### TO THE BOARD OF DIRECTORS OF Alkem Laboratories Limited

1. We have reviewed the accompanying Statement of Standalone Unaudited Financial Results of **Alkem Laboratories Limited** ("the Company"), which includes a branch located at Nepal for the quarter and nine months ended December 31, 2024 ("the Statement"), being submitted by the Company pursuant to the requirement of Regulation 33 of the SEBI (Listing Obligations and Disclosure Requirements) Regulations, 2015, as amended ("the Listing Regulations").
2. This Statement, which is the responsibility of the Company's Management and approved by the Company's Board of Directors, has been prepared in accordance with the recognition and measurement principles laid down in the Indian Accounting Standard 34 "Interim Financial Reporting" ("Ind AS 34"), prescribed under Section 133 of the Companies Act, 2013 read with relevant rules issued thereunder and other accounting principles generally accepted in India and in compliance with Regulation 33 of the Listing Regulations. Our responsibility is to express a conclusion on the Statement based on our review.
3. We conducted our review of the Statement in accordance with the Standard on Review Engagements (SRE) 2410 'Review of Interim Financial Information Performed by the Independent Auditor of the Entity', issued by the Institute of Chartered Accountants of India (ICAI). A review of interim financial information consists of making inquiries, primarily of the Company's personnel responsible for financial and accounting matters, and applying analytical and other review procedures. A review is substantially less in scope than an audit conducted in accordance with Standards on Auditing specified under section 143(10) of the Companies Act, 2013 and consequently does not enable us to obtain assurance that we would become aware of all significant matters that might be identified in an audit. Accordingly, we do not express an audit opinion.
4. Based on our review conducted as stated in paragraph 3 above, nothing has come to our attention that causes us to believe that the accompanying Statement, prepared in accordance with the recognition and measurement principles laid down in the aforesaid Indian Accounting Standard and other accounting principles generally accepted in India, has not disclosed the information required to be disclosed in terms of Regulation 33 of the SEBI (Listing Obligations and Disclosure Requirements) Regulations, 2015, as amended, including the manner in which it is to be disclosed, or that it contains any material misstatement.

g h

# Deloitte Haskins & Sells LLP

5. The comparative financial information of the Company for the quarter and nine months ended December 31, 2023 and for the year ended March 31, 2024 prepared in accordance with Ind AS included in this Statement have been reviewed and audited respectively, by the predecessor auditor. The reports of the predecessor auditor on these comparative financial information dated February 09, 2024 and May 29, 2024 respectively, expressed an unmodified conclusion and unmodified opinion respectively. These previously issued financial information have been adjusted to comply with Ind AS 105 "Non-current Assets Held for Sale and Discontinued Operations" and included in this Statement as comparative financial information. The adjustments made to the previously issued financial information to comply with Ind AS have been reviewed and audited by us, as applicable.

Our conclusion on the Statement is not modified in respect of this matter.

Q h

For **Deloitte Haskins & Sells LLP**  
Chartered Accountants  
(Firm's Registration No. 117366W/W-100018)



**Rupen K. Bhatt**  
(Partner)  
(Membership No. 046930)  
(UDIN: 25046930BMOD8H7608)

Place: Mumbai  
Date: February 07, 2025



**ALKEM LABORATORIES LIMITED**

CIN No.:L00305MH1973PLC174201

Regd. Office and Corporate Office: Alkem House, Senapati Bapat Marg, Lower Parel, Mumbai - 400013, Maharashtra, India.

Tel No:91 22 3982 9999 Fax No: +91 22 2492 7190

Website : www.alkemlabs.com, Email Id : investors@alkem.com

**Statement of Unaudited Standalone Financial Results for the Quarter and Nine months ended 31 December 2024**

(₹ in Million except per share data)

	Particulars	Quarter ended			Nine months ended		Year ended
		31.12.2024 (Unaudited)	30.09.2024 (Unaudited)	31.12.2023 (Unaudited)	31.12.2024 (Unaudited)	31.12.2023 (Unaudited)	31.03.2024 (Audited)
<b>1</b>	<b>Continuing Operations</b>						
	<b>Income</b>						
	(a) Revenue from Operations	22,868.3	23,547.2	20,088.8	67,685.0	60,955.2	79,638.5
	(b) Other Income	1,691.8	1,201.9	956.6	3,954.7	2,222.0	3,059.9
	<b>Total Income</b>	<b>24,560.1</b>	<b>24,749.1</b>	<b>21,045.4</b>	<b>71,639.7</b>	<b>63,177.2</b>	<b>82,698.4</b>
<b>2</b>	<b>Expenses</b>						
	(a) Cost of materials consumed	6,931.3	6,434.1	5,648.1	19,445.1	17,251.6	22,703.6
	(b) Purchases of stock-in-trade	1,209.0	1,051.1	1,140.2	3,043.7	2,956.1	3,842.7
	(c) Changes in inventories of finished goods, work-in-progress and stock-in-trade	(881.5)	(5.2)	41.1	(1,305.3)	(16.4)	(308.5)
	(d) Employee benefits expense	4,184.8	4,087.6	3,850.5	12,293.3	11,511.8	14,780.1
	(e) Finance costs	210.0	171.8	206.6	592.0	598.2	800.7
	(f) Depreciation and amortisation expense	676.1	613.0	568.3	1,919.7	1,713.4	2,391.4
	(g) Other expenses	4,846.4	5,576.7	4,485.5	15,614.1	15,626.6	21,908.8
	<b>Total Expenses</b>	<b>17,176.1</b>	<b>17,929.1</b>	<b>15,940.3</b>	<b>51,602.6</b>	<b>49,641.3</b>	<b>66,118.8</b>
<b>3</b>	<b>Profit before exceptional items and tax from continuing operations (1) - (2)</b>	<b>7,384.0</b>	<b>6,820.0</b>	<b>5,105.1</b>	<b>20,037.1</b>	<b>13,535.9</b>	<b>16,579.6</b>
<b>4</b>	<b>Exceptional items (refer note 5)</b>	-	-	(513.1)	-	(513.1)	(638.3)
<b>5</b>	<b>Profit before tax from continuing operations (3) + (4)</b>	<b>7,384.0</b>	<b>6,820.0</b>	<b>4,592.0</b>	<b>20,037.1</b>	<b>13,022.8</b>	<b>15,941.3</b>
<b>6</b>	<b>Tax expense / (credit)</b>						
	(a) Current tax	1,198.8	1,023.8	641.9	3,133.8	1,895.7	2,330.2
	(b) Deferred tax	(577.1)	(622.3)	(603.1)	(1,735.1)	(1,860.3)	(1,994.0)
	<b>Total Tax expense (a + b)</b>	<b>621.7</b>	<b>401.5</b>	<b>38.8</b>	<b>1,398.7</b>	<b>35.4</b>	<b>336.2</b>
<b>7</b>	<b>Profit for the period after tax from continuing operations (5 - 6)</b>	<b>6,762.3</b>	<b>6,418.5</b>	<b>4,553.2</b>	<b>18,638.4</b>	<b>12,987.4</b>	<b>15,605.1</b>
	<b>Discontinued operations (Refer note 3)</b>						
	Profit before tax from discontinued operations	720.7	856.7	751.8	2,153.7	1,897.4	2,869.0
	Tax expense of discontinued operations	251.8	299.4	262.7	752.6	663.0	1,002.6
<b>8</b>	<b>Profit from discontinued operations (after tax)</b>	<b>468.9</b>	<b>557.3</b>	<b>489.1</b>	<b>1,401.1</b>	<b>1,234.4</b>	<b>1,866.4</b>
<b>9</b>	<b>Profit for the period (7) + (8)</b>	<b>7,231.2</b>	<b>6,975.8</b>	<b>5,042.3</b>	<b>20,039.5</b>	<b>14,221.8</b>	<b>17,471.5</b>
<b>10</b>	<b>Other Comprehensive Income (net of tax)</b>						
	<b>I. In respect of continuing operations:</b>						
	(a) (i) Items that will not be reclassified to profit or loss	(39.9)	(39.9)	(24.1)	(119.5)	(72.3)	(66.8)
	(ii) Income tax relating to items that will not be reclassified to profit or loss	14.0	13.9	8.5	41.8	25.3	23.3
	(b) (i) Items that will be reclassified to profit or loss	-	-	-	-	-	-
	(ii) Income tax relating to items that will be reclassified to profit or loss	-	-	-	-	-	-
	<b>II. In respect of discontinuing operations:</b>						
	(a) (i) Items that will not be reclassified to profit or loss*	1.6	1.6	0.0	4.7	0.0	0.0
	(ii) Income tax relating to items that will not be reclassified to profit or loss*	(0.6)	(0.6)	(0.0)	(1.7)	(0.0)	(0.0)
	(b) (i) Items that will be reclassified to profit or loss	-	-	-	-	-	-
	(ii) Income tax relating to items that will be reclassified to profit or loss	-	-	-	-	-	-
	<b>Total Other Comprehensive Income (net of tax)</b>	<b>(24.9)</b>	<b>(25.0)</b>	<b>(15.6)</b>	<b>(74.7)</b>	<b>(47.0)</b>	<b>(43.5)</b>
<b>11</b>	<b>Total Comprehensive Income for the period (9) + (10)</b>	<b>7,206.3</b>	<b>6,950.8</b>	<b>5,026.7</b>	<b>19,964.8</b>	<b>14,174.8</b>	<b>17,428.0</b>
<b>12</b>	<b>Paid-up Equity Share Capital</b>	<b>239.1</b>	<b>239.1</b>	<b>239.1</b>	<b>239.1</b>	<b>239.1</b>	<b>239.1</b>
<b>13</b>	<b>Other Equity</b>						105,307.0
<b>14</b>	<b>Earnings Per Share (not annualised for the periods) (for continuing operations) (face value of ₹ 2/- each)</b>						
	(a) Basic (₹)	56.56	53.68	38.08	155.89	108.63	130.52
	(b) Diluted (₹)	56.56	53.68	38.08	155.89	108.63	130.52
	<b>Earnings Per Share (not annualised for the periods) (for discontinued operations) (face value of ₹ 2/- each)</b>						
	(a) Basic (₹)	3.92	4.66	4.09	11.71	10.32	15.61
	(b) Diluted (₹)	3.92	4.66	4.09	11.71	10.32	15.61
	<b>Earnings Per Share (not annualised for the periods) (from total operations) (face value of ₹ 2/- each)</b>						
	(a) Basic (₹)	60.48	58.34	42.17	167.60	118.95	146.13
	(b) Diluted (₹)	60.48	58.34	42.17	167.60	118.95	146.13

\* Amount less than ₹ 50,000/- is presented as ₹ 0.0 million

**Notes to the Standalone Financial results:**

- 1 The above unaudited standalone financial results are prepared in accordance with the Indian Accounting Standards prescribed under section 133 of the Companies Act, 2013 and are in compliance with the presentation and disclosure requirements of Regulation 33 of the SEBI (Listing Obligations and Disclosure Requirements) Regulations, 2015 (as amended).
- 2 The above unaudited standalone financial results of the Company were reviewed and recommended by the Audit Committee on 06 February 2025 and subsequently approved by the Board of Directors at its meeting held on 07 February 2025. The auditors have issued an unmodified review report on the financial results for the quarter and nine months ended 31 December 2024.
- 3 The Board of Directors of the Company at their meeting held on 10 December 2024 have approved to transfer its Generic Business Undertaking to Alkem Wellness Limited, a wholly owned subsidiary of the Company as a going concern on a slump sale basis.  
Consequently the proposed transfer of the Generic Business has been disclosed as discontinued operations in accordance with Ind AS 105 "Non-current Assets Held for Sale and Discontinued Operations". The previous period have been restated to give effect to the presentation requirement of Ind AS 105.

The Company is currently in process of executing the Business Transfer Agreement (BTA).


**Key financial information of Discontinued Operations:**

Particulars	Quarter ended			Nine months ended		Year Ended
	31.12.2024	30.09.2024	31.12.2023	31.12.2024	31.12.2023	31.03.2024
Total Revenue from Operations	4,880.4	5,172.5	4,857.1	13,784.4	12,868.3	17,838.7
Total expenses	4,159.7	4,315.8	4,105.3	11,630.7	10,970.9	14,969.7
Profit before tax	720.7	856.7	751.8	2,153.7	1,897.4	2,869.0
Total tax expense	251.8	299.4	262.7	752.6	663.0	1,002.6
Net profit for the period/ year	468.9	557.3	489.1	1,401.1	1,234.4	1,866.4

- 4 The comparative financial information of the Company for the quarter and nine months ended 31 December 2023 and for the year ended 31 March 2024, prepared in accordance with Ind AS included in this statement have been reviewed and audited respectively by the predecessor auditor. The reports of the predecessor auditor on these comparative financial information are dated 09 February 2024 and 29 May 2024 respectively. These previously issued financial information have been adjusted to comply with Ind AS 105 " Non-current Assets Held for Sale and Discontinued Operations" and included in this Statement as comparative financial information. The adjustments made to the previously issued financial information to comply with Ind AS have been reviewed and audited by existing auditors, as applicable.
- 5 Exceptional item for the year ended 31 March 2024 includes impairment loss of ₹ 415.6 Million towards its plant located at Indore. Subsequently, in the previous quarter ended 30 September 2024, the Company as a part of its ongoing initiative of networking strategy and optimization of manufacturing facilities has identified divestment of its Indore facility. Consequently, related assets and liabilities are disclosed as held for sale. These assets and liabilities have been carried at cost as the same are lower than the fair value expected out of sale.  
Also, in quarter ended 31 December 2023, a cyber security incident which compromised business email IDs of certain employees at one of the subsidiaries resulted in a fraudulent transfer of funds of approximately ₹ 513.1 Million which was disclosed as exceptional item for the quarter and nine months ended 31 December 2023. In the subsequent quarter ended 31 March 2024, the Company recovered ₹ 290.4 Million out of the above amount and hence amount of ₹ 222.7 Million was disclosed under exceptional item for the year ended 31 March 2024.
- 6 The Board of Directors at its meeting held on 07 February 2025 have declared an interim dividend of ₹ 37 (Rupees only) per equity share (1850% on the face value of ₹ 2 each) for the financials year ending 31 March 2025.
- 7 The Company operates in one reportable business segment i.e. "Pharmaceuticals", accordingly no separate disclosure of segment information has been made.

Place: Mumbai  
Date: 07 February 2025

By Order of the Board  
For Alkem Laboratories Limited

  
B.N. Singh  
Executive Chairman  
DIN: 00760310

## Alkem reports Q3 & 9MFY25 results

**Mumbai, February 7, 2025:** Alkem Laboratories Ltd. today announced its standalone and consolidated financial results for the third quarter and nine months ended December 31, 2024. The Board of Directors took record of these results at its meeting held in Mumbai today.

### Key highlights of Q3FY25 financial performance

- Total Revenue from Operations was ₹ 33,743 million, with YoY growth of 1.5%.
  - India sales were ₹ 23,649 million, with YoY growth of 5.9%.
  - International sales were ₹ 9,605 million, with YoY de-growth of 6.2%.
- Earnings before Interest, Tax, Depreciation, and Amortization (EBITDA) were ₹ 7,594 million, resulting in an EBITDA margin of 22.5% vs. 21.3% in Q3FY24. EBITDA increased by 7.3% YoY.
- R&D expenses for the quarter were ₹ 1,312 million, or 3.9% of total revenue from operations, compared to ₹ 1,111 million in Q3FY24 at 3.3% of total revenue from operations.
- Profit before tax (PBT) before exceptional item was ₹ 7,311 million, a growth of 3.5% compared to ₹ 7,062 million in Q3FY24.
- Net Profit (after Minority Interest) was ₹ 6,258 million, YoY growth of 5.2%.
- As per IQVIA (SSA) data, for Q3FY25, the company registered a growth of 6.0% YoY vs. the Indian Pharmaceutical Market (IPM), which grew by 7.2%

### Key highlights of 9MFY25 financial performance

- Total Revenue from Operations was ₹ 98,208 million, with YoY growth of 0.9%.
  - India sales were ₹ 68,482 million, YoY growth of 6.0%.
  - International sales were ₹ 28,463 million, with YoY de-growth of 7.7%.
- Earnings before Interest, Tax, Depreciation, and Amortization (EBITDA) were ₹ 21,208 million, resulting in an EBITDA margin of 21.6% vs. 18.9% in 9MFY24. EBITDA increased by 15.0% YoY.
- R&D expenses for 9MFY25 were ₹ 4,035 million, or 4.1% of total revenue from operations, compared to ₹ 3,472 million in 9MFY24 at 3.6% of total revenue from operations.
- Profit before tax (PBT) before exceptional item was ₹ 21,307 million, a growth of 20.7% compared to ₹ 17,648 million in 9MFY24.
- Net Profit (after Minority Interest) was ₹ 18,596 million, YoY growth of 23.8%.
- As per IQVIA (SSA) data, for 9MFY25, the company registered a growth of 6.9% YoY vs. the Indian Pharmaceutical Market (IPM), which grew by 8.0%

*Commenting on the Q3FY25 results, Dr Vikas Gupta, CEO of Alkem, said, “We are pleased to share that the actions we have taken to improve profitability continue to deliver positive results. By concentrating on higher-margin offerings, better aligning with market needs, and implementing cost-saving strategies to reduce inefficiencies, we are seeing growth in our EBITDA margins. Within the domestic market, our focus is on expanding the presence of our flagship brands and strategically enhancing our portfolio. Looking ahead, we are confident that these initiatives will continue to drive sustainable growth and strengthen our market position.”*

## **Operational Highlights**

### **Domestic Business**

#### **Q3FY25 Key Highlights**

- India sales were ₹ 23,649 million, with YoY growth of 5.9%.
- The contribution of domestic sales to total sales in Q3FY25 was 71.1% vs. 68.6% in Q3FY24.
- As per IQVIA (SSA) data, for Q3FY25, the company registered a growth of 6.0% YoY vs. the Indian Pharmaceutical Market (IPM), which grew by 7.2%
- In Q3FY25, we have outperformed seven therapies: VMN grew by 1.6X; Anti-diabetic grew by ~1.3X; Gastro intestinal grew by 1.3X; Neuro/CNS grew by ~1.2X; Gynaec ~1.9X, Respiratory ~1.4X and Urology ~1.3X.
- According to IQVIA (SSA) data:
  - Our Company registered a positive volume growth of 1.1% in a challenging market that witnessed a marginal 0.3% volume growth in Q3FY25.
  - Among the top 12 IPM brands, PAN-D has recorded the highest growth rate of 15.5% in Q3FY25.
  - PAN brand saw a ~1.9% increase in market share, rising from 38.5% to 40.4% YoY, achieving its highest market share to date.

#### **9MFY25 Key Highlights**

- India sales were ₹ 68,482 million, YoY growth of 6.0%.
- The contribution of domestic sales to total sales in 9MFY25 was 70.6% vs. 67.6% in 9MFY24.
- According to IQVIA (SSA) data, for 9MFY25, the company registered a growth of 6.9% YoY compared to the Indian Pharmaceutical Market (IPM), which grew by 8.0%.
- During 9MFY25, we have outperformed in seven therapies: Gastrointestinal grew by ~1.1X, VMN ~1.6X, Anti-Diabetic grew ~1.2X, Neuro/CNS ~1.6X, Respiratory ~1.2X, Gynae ~1.8X and Derma ~1.2X.

## Key performance highlights of therapeutic segments in Q3FY25 and 9MFY25

Key Therapy segment	Q3FY25				9MFY25			
	Alkem Rank	YoY change in Rank*	YoY growth	YoY growth	Alkem Rank	YoY change in Rank*	YoY growth	YoY growth
			(Alkem)	(IPM)			(Alkem)	(IPM)
ANTI DIABETIC	14	Increase by 1	12.0%	9.1%	14	Increase by 1	11.2%	9.0%
ANTI-INFECTIVES	1	Unchanged	2.0%	2.1%	1	Unchanged	2.5%	5.2%
CARDIAC	26	Unchanged	1.5%	11.8%	27	Decrease by 1	2.4%	12.5%
DERMA	19	Unchanged	8.4%	10.4%	20	Decrease by 1	11.5%	9.9%
GASTRO INTESTINAL	3	Unchanged	9.3%	7.4%	3	Unchanged	10.6%	9.6%
GYNAEC	8	Unchanged	5.4%	2.8%	8	Unchanged	6.0%	3.3%
NEURO / CNS	7	Increase by 1	9.7%	7.8%	7	Increase by 1	14.1%	8.6%
PAIN / ANALGESICS	3	Unchanged	5.0%	6.9%	3	Unchanged	5.3%	7.5%
RESPIRATORY	16	Increase by 1	6.3%	4.4%	15	Increase by 2	3.7%	3.1%
UROLOGY	16	Increase by 1	18.5%	13.8%	17	Unchanged	9.4%	13.6%
VMN**	2	Unchanged	12.2%	7.5%	2	Unchanged	12.6%	7.9%
<b>TOTAL</b>	<b>5</b>	<b>Unchanged</b>	<b>6.0%</b>	<b>7.2%</b>	<b>5</b>	<b>Unchanged</b>	<b>6.9%</b>	<b>8.0%</b>

\*Positive change in rank reflects improvement over same period previous year

\*\*VMN – Vitamins / Minerals / Nutrients

Source: IQVIA Data (SSA)

## International Business

### Q3FY25 Key Highlights

- International sales were ₹ 9,605 million, with YoY de-growth of 6.2%.
- Overall contribution of US sales to total sales was 19.1% in Q3FY25.
- Other International Market sales contributed 9.8% to total sales in Q3FY25.
- During the quarter, the Company has received two approvals from the USFDA, including one tentative approval.

### 9MFY25 Key Highlights

- International sales were ₹ 28,463 million, with YoY de-growth of 8.0%.
- Overall contribution of US sales to total sales was 19.3% in 9MFY25.
- Other International Market sales contributed 10.0% to total sales in 9MFY25.
- During the 9MFY25, the Company has received ten approvals from the USFDA, including three tentative approvals.



## Update on USFDA Inspections

Facility	Capability	Inspection Date	Regulatory Status
<b>Baddi (India)</b>	Formulations	Mar-24	EIR Received in June 2024
<b>Daman (India)</b>	Formulations	Aug-19	EIR Received in Oct 2019
<b>Taloja R&amp;D (India)</b>	Bioequivalence Centre	Oct-22	No observation
<b>Ankleshwar (India)</b>	API	Apr-23	EIR Received in July 2023
<b>Mandva (India)</b>	API	Dec-23	EIR Received in Mar 2024
<b>California (USA)</b>	API	Aug-18	EIR Received in Oct 2018

*Note: USFDA conducted a virtual inspection at our manufacturing facilities in Daman from October 5th to 7th, 2020.*

# EIR – Establishment Inspection Report

### About Alkem:

Alkem Laboratories Ltd. is a leading Indian pharmaceutical company with a legacy of 50 years in providing high-quality medicines to patients. It is the fifth largest pharmaceutical company in the Indian market, with a dominant position in the therapy areas of anti-infectives, gastrointestinal, pain management drugs and supplements. It also has a growing portfolio of products in chronic therapies such as diabetes, neurology, cardiology, dermatology and urology. It has 19 state-of-the-art manufacturing facilities and cutting-edge research and development (R&D) centres across India and the US to develop and manufacture generic formulations, active pharmaceutical ingredients (APIs) and biosimilars. Apart from India, the company has a meaningful presence in the US, Latin America, Australia, and several other Asian countries. “Inspiring Healthier Lives” is at the core of the values and culture of the organisation and reinforces its steadfast commitment to global health improvement. For more information, please visit [www.alkemlabs.com](http://www.alkemlabs.com) and follow us on [LinkedIn](#), [Instagram](#), and [Facebook](#).

### Contact

#### Investors:

Purvi Shah – Head of Investor Relations  
+91 84337 00890  
[purvi.shah@alkem.com](mailto:purvi.shah@alkem.com)  
+91-22-3982 9999 Ext: 9447

#### Media:

Isha Trivedi  
+91 98925 90003  
[alkemcorpcomm@alkem.com](mailto:alkemcorpcomm@alkem.com)  
+91-22-3982 9999 Ext: 9672

**Invite for Q3 & 9MFY25 Conference Call at 4 pm IST, February 07, 2025**

**Mumbai, February 07, 2025:** Alkem Laboratories Ltd. (NSE: ALKEM, BSE: 539523, Bloomberg: ALKEM.IN, Reuters: ALKE.NS) will hold a conference call for investors and analysts on Friday, February 07, 2025, from 4:00 pm to 5:00 pm IST to discuss its Q3 and 9MFY25 financial results. The call will follow the announcement of the Company's Q3 and 9MFY25 financial results on Friday, February 07, 2025.

**Alkem Laboratories Ltd. will be represented on the call by:**

Dr. Vikas Gupta – CEO  
Mr Nitin Agrawal – CFO

**Motilal Oswal Securities Ltd. will host the call.**

**Details of the conference call are as follows:**

**Time:** 4:00 pm IST (GMT + 5:30) on Friday, February 07, 2025.

**Dial in Details:**

India: +91 22 6280 1149 / +91 22 7115 8050

**International Toll-Free**

USA	: 1 866 746 2133
UK	: 0 808 101 1573
Singapore	: 800 101 2045
Hong Kong	: 800 964 448

**Express Join with Diamond Pass**

<https://services.choruscall.in/DiamondPassRegistration/register?confirmationNumber=2332324&linkSecurityString=102d9acd80>

You are requested to dial in 10 mins ahead of the scheduled start time.

**Purvi Shah / Isha Trivedi**

Investor Relations / Media  
Alkem Laboratories Ltd.  
Mobile: +91 84337 00890 / 98925 90003  
Tel.: +91 22 3982 9999 Ext: 9447  
E-mail: [purvi.shah@alkem.com](mailto:purvi.shah@alkem.com)/  
[isha.trivedi@alkem.com](mailto:isha.trivedi@alkem.com)

**Tushar Manudhane**

Institutional Research Analyst - Healthcare  
Motilal Oswal Securities Ltd.  
Tel.: +91 22 6129 1536 / +91 82911 38039  
E-mail:  
[Tushar.Manudhane@motilaloswal.com](mailto:Tushar.Manudhane@motilaloswal.com)



# Alkem Laboratories Ltd.

Investor Presentation Q3 & 9MFY25

February 07, 2025



# Safe Harbor Statement

This presentation contains forward-looking statements and information that involve risks, uncertainties and assumptions. Forward-looking statements are all statements that concern plans, objectives, goals, strategies, future events or performance and underlying assumptions and other statements that are other than statements of historical fact, including, but not limited to, those that are identified by the use of words such as “anticipates”, “believes”, “estimates”, “expects”, “intends”, “plans”, “predicts”, “projects” and similar expressions. Risks and uncertainties that could affect us include, without limitation:

- General economic and business conditions in India and other key global markets in which we operate;
- The ability to successfully implement our strategy, our research and development efforts, growth & expansion plans and technological changes;
- Changes in the value of the Rupee and other currency changes;
- Changes in the Indian and international interest rates;
- Allocations of funds by the Governments in our key global markets;
- Changes in laws and regulations that apply to our customers, suppliers, and the pharmaceutical industry;
- Increasing competition in and the conditions of our customers, suppliers and the pharmaceutical industry; and
- Changes in political conditions in India and our key global markets.

Should one or more of such risks and uncertainties materialise, or should any underlying assumption prove incorrect, actual outcomes may vary materially from those indicated in the applicable forward-looking statements.

Any forward-looking statement or information contained in this presentation speaks only as of the date of the statement. We are not required to update any such statement or information to either reflect events or circumstances that occur after the date the statement or information is made or to account for unanticipated events unless the Law requires it.



# Key Highlights of Q3FY25

- Total Revenue from Operations was ₹ 33,743 million, with YoY growth of 1.5%.
  - India sales were ₹ 23,649 million, with YoY growth of 5.9%.
  - The contribution of domestic sales to total sales in Q3FY25 was 71.1% vs. 68.6% in Q3FY24.
  - International sales were ₹ 9,605 million, with YoY de-growth of 6.2%.
- Earnings before Interest, Tax, Depreciation, and Amortization (EBITDA) were ₹ 7,594 million, resulting in an EBITDA margin of 22.5% vs. 21.3% in Q3FY24. EBITDA increased by 7.3% YoY.
- R&D expenses for the quarter were ₹ 1,312 million, or 3.9% of total revenue from operations, compared to ₹ 1,111 million in Q3FY24 at 3.3% of total revenue from operations.
- Profit before tax (PBT) before exceptional item was ₹ 7,311 million, a growth of 3.5% compared to ₹ 7,062 million in Q3FY24.
- Net Profit (after Minority Interest) was ₹ 6,258 million, with YoY growth of 5.2%.
- As per IQVIA (SSA) data, for Q3FY25, the company registered a growth of 6.0% YoY vs. the Indian Pharmaceutical Market (IPM), which grew by 7.2%
- We outperformed the IPM in seven therapies: VMN, Neuro/CNS, anti-diabetic, GI, gynaec, respiratory and urology.
- During the quarter, the Company has received two approvals from the USFDA, including one tentative approval.

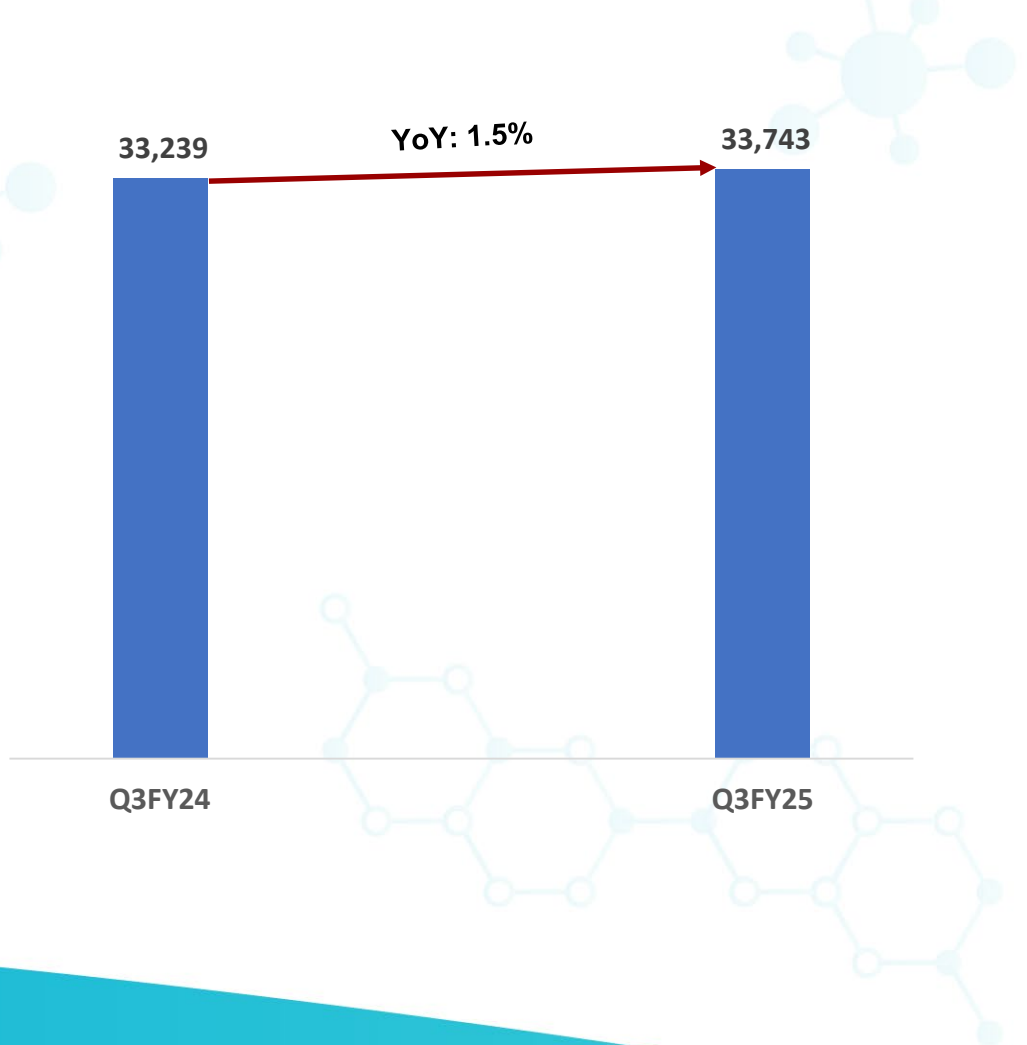
SSA – Stockist Sales Audit



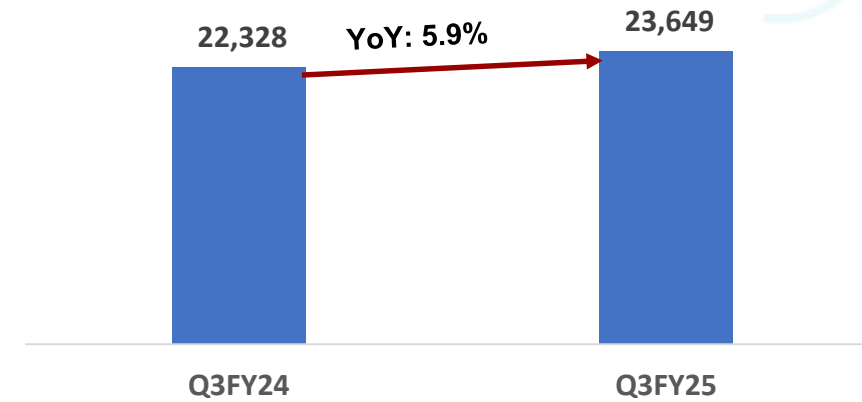
# Key Financial Highlights – Q3FY25 (Consolidated)

All figures in ₹ Mn

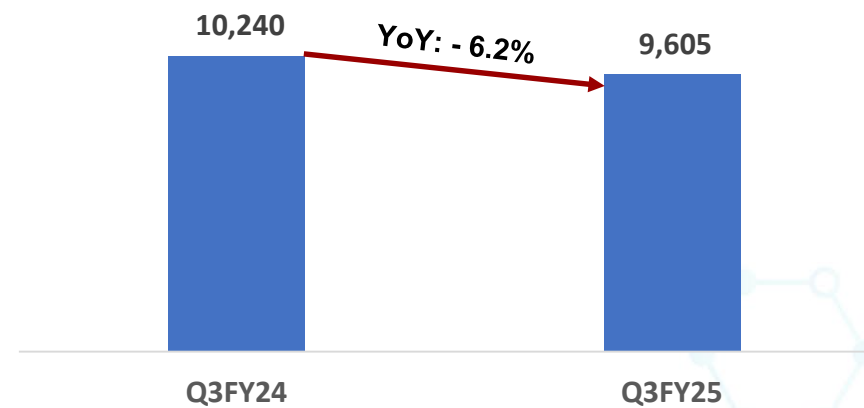
## Total Revenue from Operations



## Domestic sales



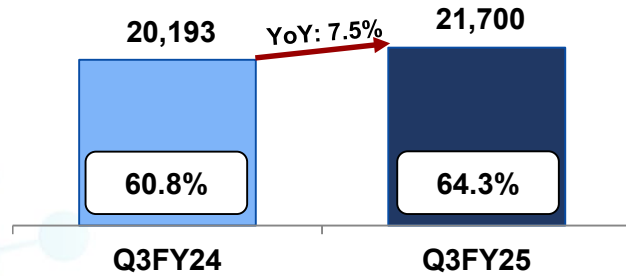
## International sales



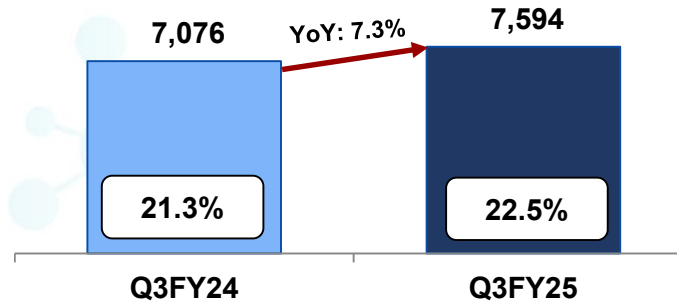
# Key Financial Highlights – Q3FY25 (Consolidated)

All figures in ₹ Mn

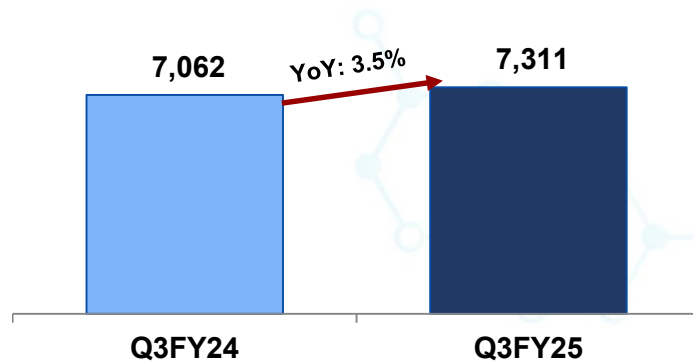
## Gross Profit and Gross Margin



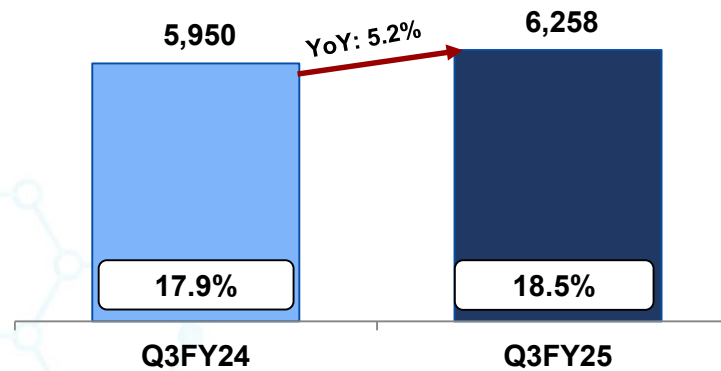
## EBITDA and EBITDA Margin



## PBT (before exceptional item)



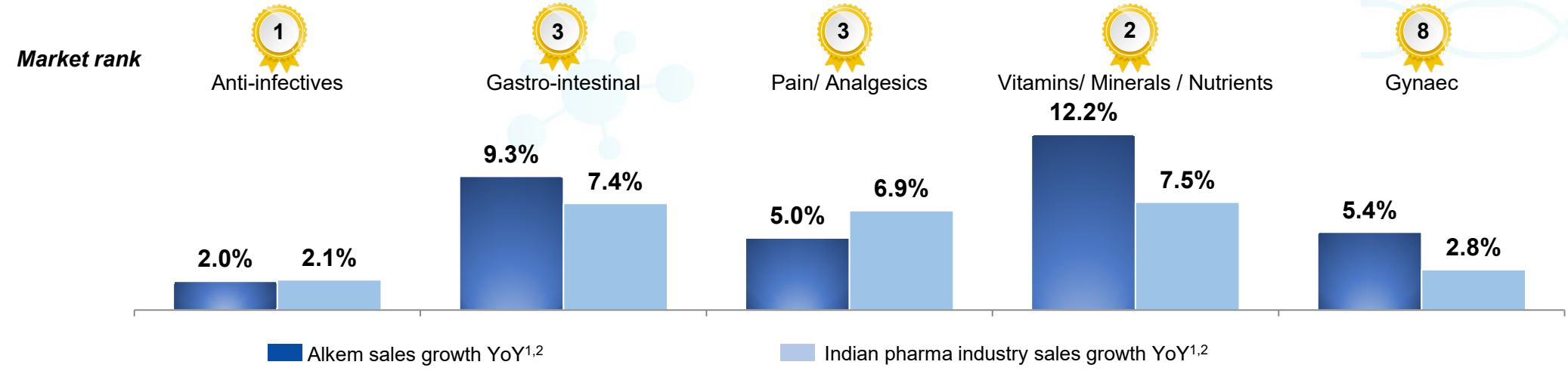
## PAT (after Minority Interest)



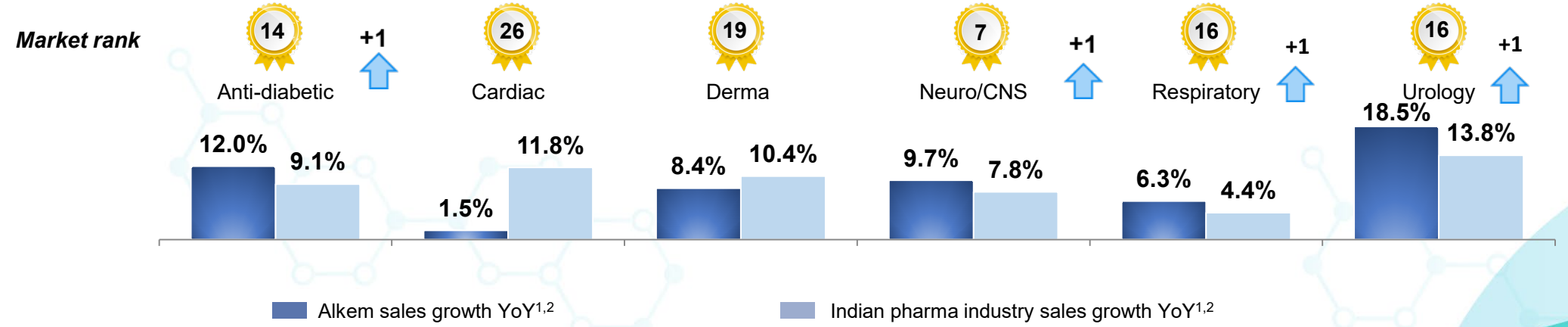
# India - Secondary Sales Performance

Mixed performance across all major therapeutic segments in Q3FY25

## Acute Therapies



## Chronic Therapies



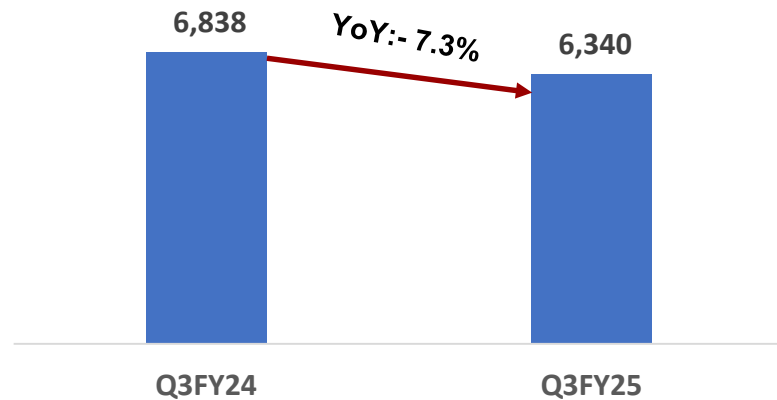
Source: IQVIA SSA data <sup>1</sup> Domestic formulations sales; <sup>2</sup> For three months ended September 30, 2024.

# US Business Update

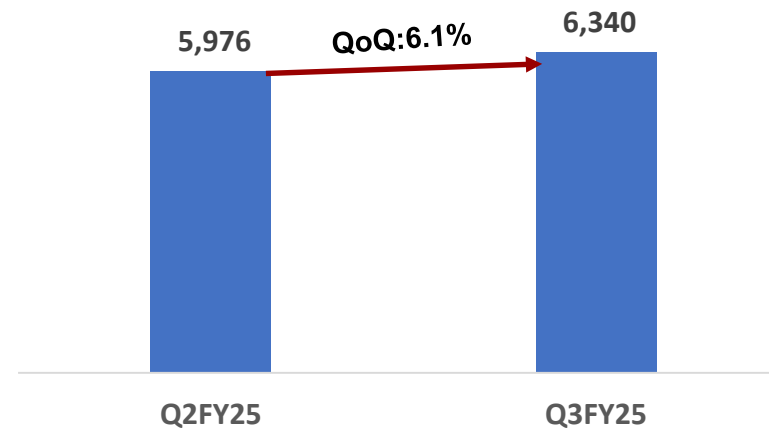
## Q3FY25 Sales of ₹ 6,340 million (7.3% YoY de-growth)

- Overall contribution of US sales to total sales was 19.1% in Q3FY25.
- During the quarter, the Company has received two approvals from the USFDA, including one tentative approval.

Q3FY25 – US Sales (₹ Mn)



Q3FY25 – US Sales (₹ Mn)

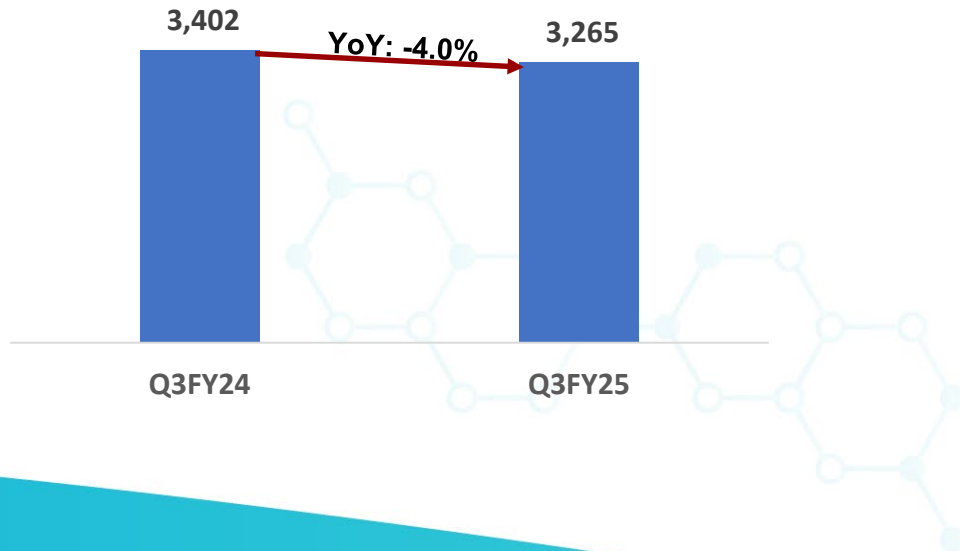


# Other International Market Update

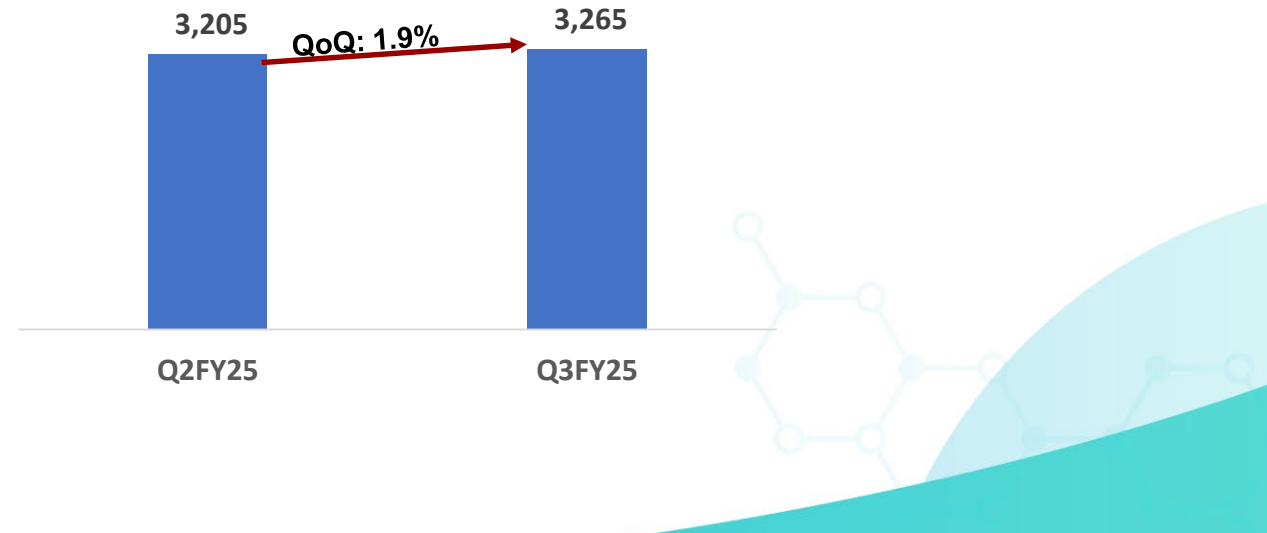
## Q3FY25 Sales of ₹ 3,265 million (4.0% YoY de-growth)

- Other International Market sales contributed 9.8% to total sales in Q3FY25.
- The Company has a presence mainly in Latin America, Australia and Europe.

Q3FY25 – Other International Sales (₹ Mn)



Q3FY25 – Other International Sales (₹ Mn)





# Key Highlights of 9MFY25

- Total Revenue from Operations was ₹ 98,208 million, with YoY growth of 0.9%.
  - India sales were ₹ 68,482 million, YoY growth of 6.0%.
  - The contribution of domestic sales to total sales in 9MFY25 was 70.6% vs. 67.6% in 9MFY24.
  - International sales were ₹ 28,463 million, with YoY de-growth of 8.0%.
- Earnings before Interest, Tax, Depreciation, and Amortization (EBITDA) were ₹ 21,209 million, resulting in an EBITDA margin of 21.6% vs. 18.9% in 9MFY24. EBITDA increased by 15.0% YoY.
- R&D expenses for 9MFY25 were ₹ 4,035 million, or 4.1% of total revenue from operations, compared to ₹ 3,472 million in 9MFY24 at 3.6% of total revenue from operations.
- Profit before tax (PBT) before exceptional items was ₹ 21,307 million, a growth of 20.7% compared to ₹ 17,648 million in 9MFY24.
- Net Profit (after Minority Interest) was ₹ 18,596 million, YoY growth of 23.8%.
- According to IQVIA (SSA) data, for 9MFY25, the company registered a growth of 6.9% YoY compared to the Indian Pharmaceutical Market (IPM), which grew by 8.0%.
- We outperformed the IPM in seven therapies: gastrointestinal, VMN, neuro/CNS, anti-diabetic, derma, respiratory & gynae.
- As of December 31, 2024, the Company has filed 179 ANDA and 2 NDA and has received 154 approvals (including 15 tentative approvals) and 2 NDA approvals.
- **Healthy balance sheet** with net cash of ₹47.0 billion as of Dec 31, 2024.

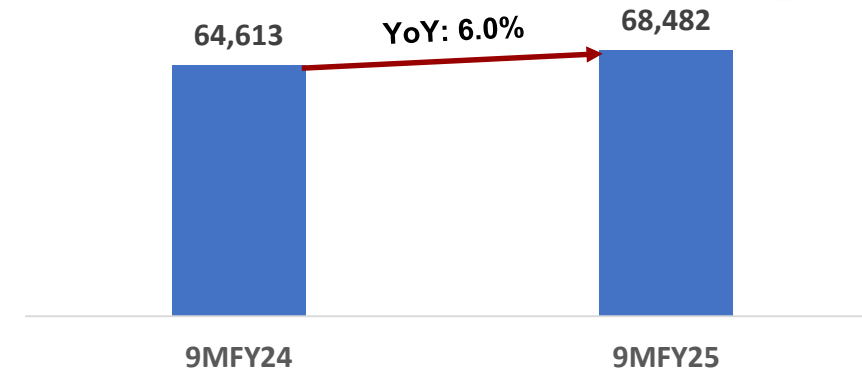
# Key Financial Highlights – 9MFY25 (Consolidated)

All figures in ₹ Mn

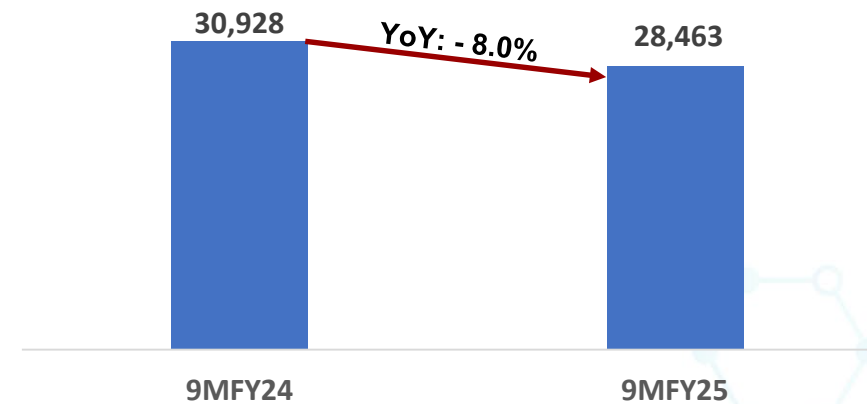
## Total Revenue from Operations



## Domestic sales



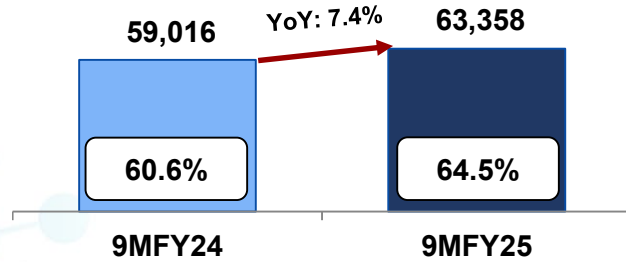
## International sales



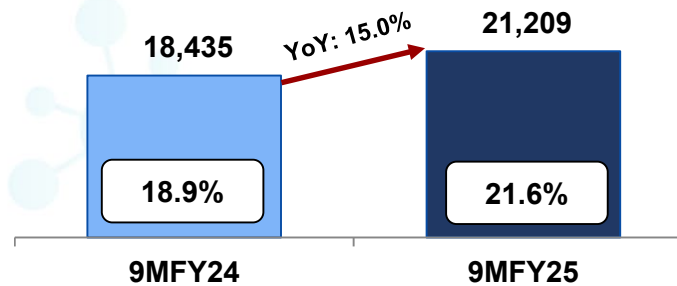
# Key Financial Highlights – 9MFY25 (Consolidated)

All figures in ₹ Mn

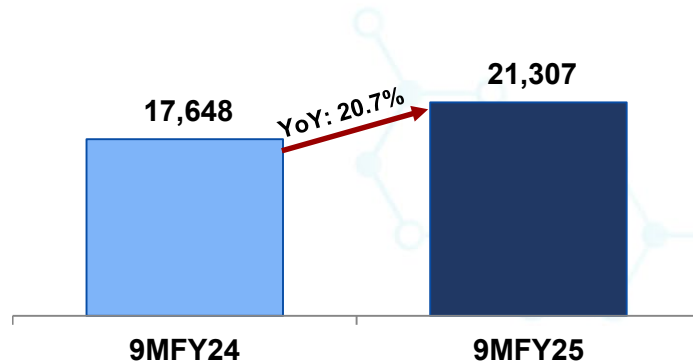
## Gross Profit and Gross Margin



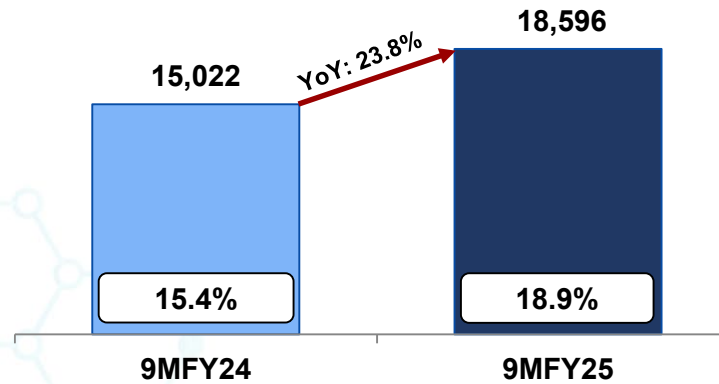
## EBITDA and EBITDA Margin



## PBT (before exceptional item)



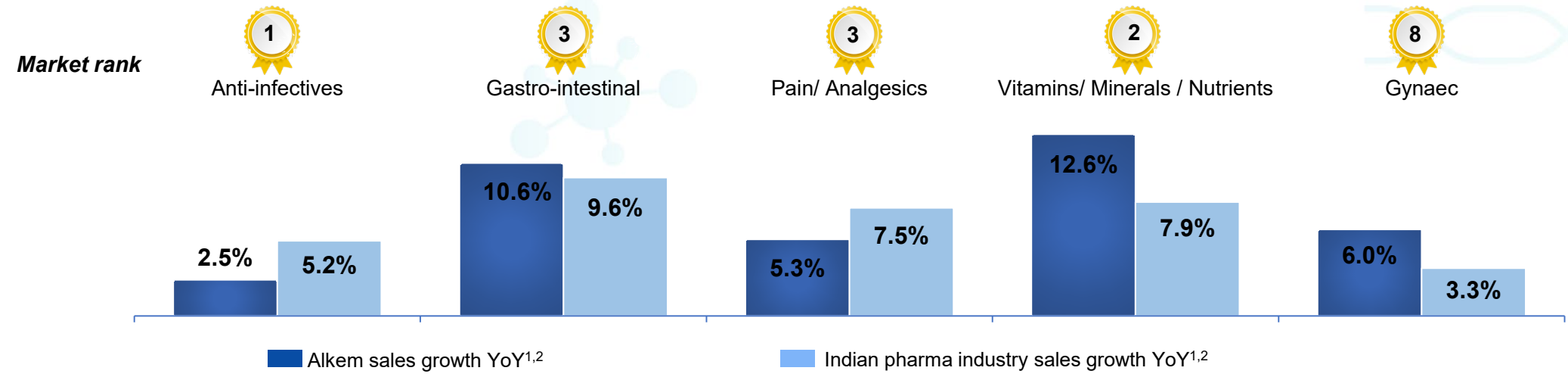
## PAT (after Minority Interest)



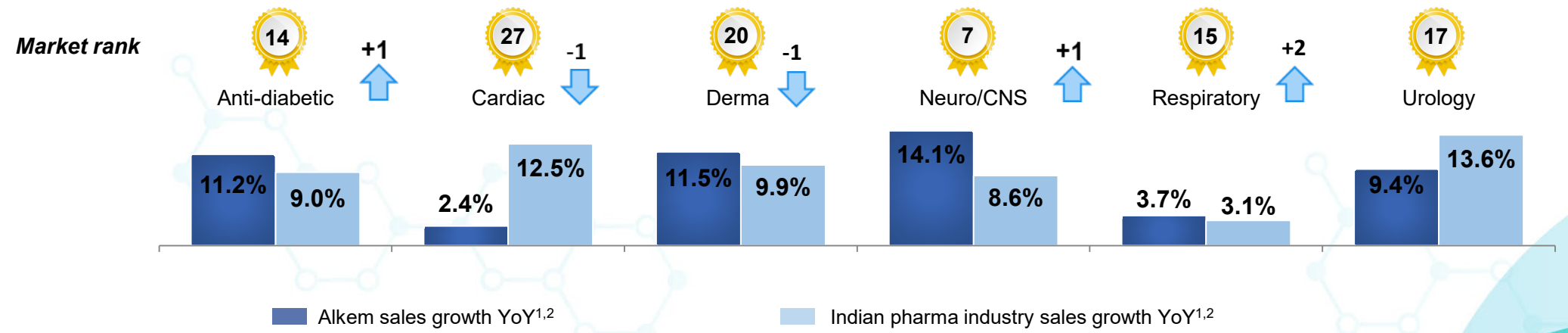
# India - Secondary Sales Performance

Mixed performance across all major therapeutic segments in 9MFY25

## Acute Therapies



## Chronic Therapies



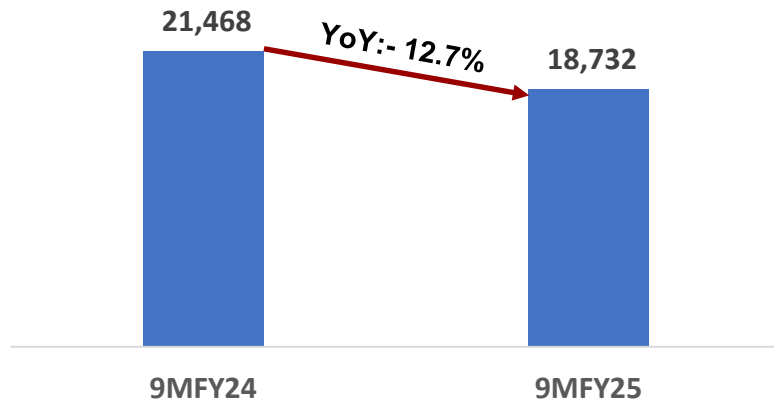
Source: IQVIA SSA data <sup>1</sup> Domestic formulations sales; <sup>2</sup> For nine months ended December 31, 2024.

# US Business Update

## 9MFY25 Sales of ₹ 18,732 million (12.7% YoY de-growth)

- Overall contribution of US sales to total sales was 19.3% in 9MFY25.
- As of December 31, 2024, the Company had filed 179 ANDAs and 2 new drug applications (NDAs) with the USFDA. Of these, it had received approvals for 154 ANDAs (including 15 tentative approvals) and 2 NDAs.

9MFY25 – US Sales (₹ Mn)



# Update on USFDA inspections as of 31 Dec 24

Facility	Capability	Inspection Date	Regulatory Status
Baddi (India)	Formulations	Mar-24	EIR Received in June 2024
Daman (India)	Formulations	Aug-19	EIR Received in Oct 2019
Taloja R&D (India)	Bioequivalence Centre	Oct-22	No observation
Ankleshwar (India)	API	Apr-23	EIR Received in July 2023
Mandva (India)	API	Dec-23	EIR Received in Mar 2024
California (USA)	API	Aug-18	EIR Received in Oct 2018

*Note: USFDA conducted a virtual inspection at our manufacturing facilities in Daman from October 5th to 7th, 2020.*

# EIR – Establishment Inspection Report indicating successful closure of inspection.



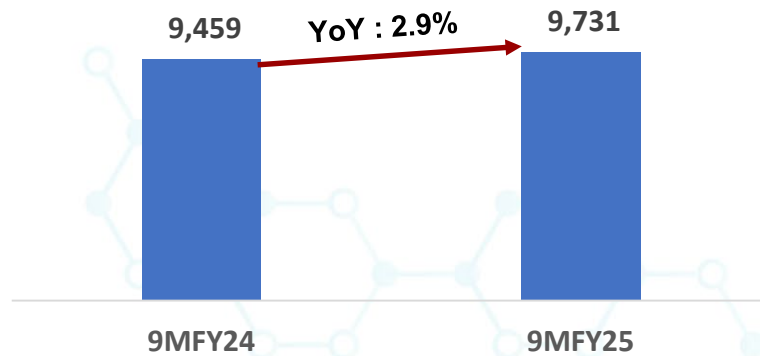


# Other International Market Update

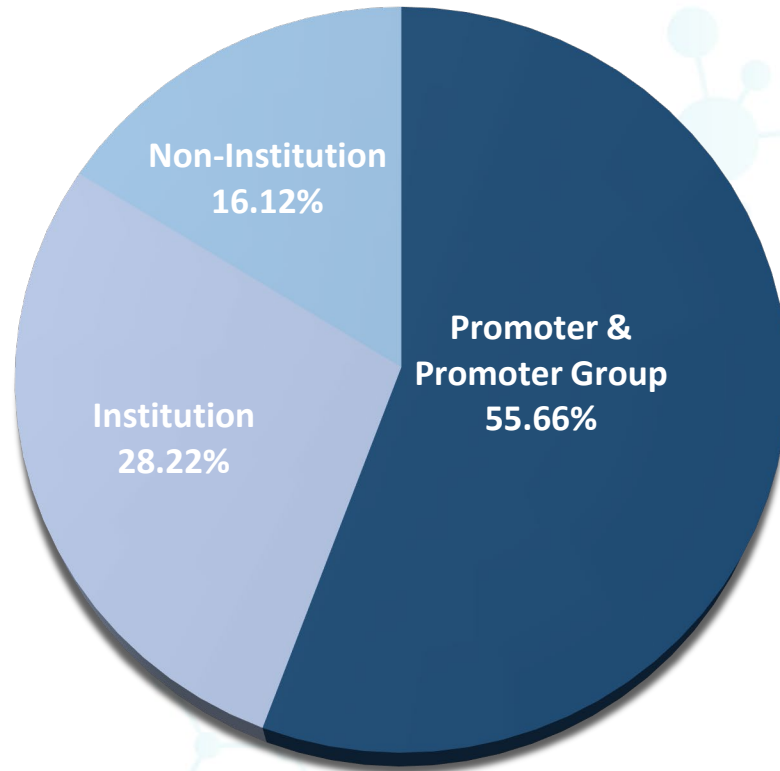
## 9MFY25 Sales of ₹ 9,731 million (2.9% YoY growth)

- Other International Market sales contributed 10.0% to total sales in 9MFY25.
- The Company has a presence mainly in Latin America, Australia and Europe.

### 9MFY25 – Other International Sales (₹ Mn)



# Shareholding Pattern as on Dec 31, 2024



<b>BSE Ticker</b>	<b>539523</b>
<b>NSE Symbol</b>	<b>ALKEM</b>
<b>Shares Outstanding (Mn)</b>	<b>120</b>
<b>MCap (Rs in Mn)*</b>	<b>673,868</b>
<b>Free Float Mcap (Rs in Mn)</b>	<b>298,861</b>
<b>Industry</b>	<b>Pharmaceuticals</b>

*\*Share Price - Rs 5,636 from NSE as on 31st Dec, 2024*

**Institution** – Mutual Funds, Alternate Investment Funds, Foreign Portfolio Investors, Financial Institutions / Banks

**Non-Institution** – Public, Other Bodies Corporates, Clearing Members, Non-Resident Indians, Hindu Undivided Family and Trusts

*\*Share Price - Rs 6,053 from NSE as on 30th Sep, 2024*

# Key Financial Highlights – Q3 & 9MFY25 (Consolidated)

All figures in ₹ Mn

Particulars	Q3FY25	Q3FY24	YoY growth	9MFY25	9MFY24	YoY growth
Revenue from Operations	33,743	33,239	1.5%	98,208	97,318	0.9%
Gross Profit	21,700	20,193	7.5%	63,358	59,016	7.4%
Gross Profit Margin	64.3%	60.8%		64.5%	60.6%	
EBITDA	7,594	7,076	7.3%	21,209	18,435	15.0%
EBITDA Margin	22.5%	21.3%		21.6%	18.9%	
PBT (before exceptional item)	7,311	7,062	3.5%	21,307	17,648	20.7%
Exceptional item	0	(513)		0	(1,090)	
PBT (after exceptional item)	7,311	6,549	11.6%	21,307	16,558	28.7%
PAT (after Minority interest)	6,258	5,950	5.2%	18,596	15,022	23.8%
PAT Margin	18.5%	17.9%		18.9%	15.4%	
EPS (₹ / share)	52.3	49.8	5.2%	155.6	125.7	23.8%



# Thank You

**For any queries, contact:**

**Purvi Shah**

**Head of Investor Relations**

Mobile: +91 84337 00890

E-mail: [purvi.shah@alkem.com](mailto:purvi.shah@alkem.com)

Tel: +91 22 3982 9999 Ext: 9447