



July 20, 2024

KMBL/062/2024-25

BSE Limited Corporate Relationship, Phiroze Jeejeebhoy Towers, Dalal Street, Mumbai 400 001 BSE Scrip Code: 500247, 958687, 974396, 974682, 974924, 975387	National Stock Exchange of India Limited Exchange Plaza, Plot No. C/1, G Block, Bandra-Kurla Complex, Bandra (East), Mumbai 400 051 NSE Symbol: KOTAKBANK, KMB26, KMB29, KMB30
---	---

Dear Sirs,

Sub: Investor Presentation on the Consolidated and Standalone Unaudited Financial Results for the quarter ended June 30, 2024

Further to our intimation regarding the Consolidated and Standalone Audited Financial Results of Kotak Mahindra Bank Limited ("Bank") for the quarter ended June 30, 2024 and pursuant to Regulation 30 of the of the Securities and Exchange Board of India (Listing Obligations and Disclosure Requirements) Regulations, 2015 ("Listing Regulations"), we enclose herewith a copy of the Investor Presentation in connection with the aforesaid Financial Results.

The above information is also being hosted on the Bank's website <https://www.kotak.com/en/investor-relations/governance/sebi-listing-disclosures.html> in terms of the Listing Regulations.


This is for your information and appropriate dissemination.

Thanking you,

Yours faithfully,
For Kotak Mahindra Bank Limited

Avan Doomasia
Company Secretary

Encl.: as above



Transforming for scale

Investor Presentation Q1FY25

Presentation on financial results for the
Period ended 30th June, 2024

20th July, 2024

Key Updates for Q1FY25



Consolidated

- PAT: ₹ 7,448 cr
- ROE: 22.04%
- ROA: 3.87%



Bank

- PAT: ₹ 6,250 cr
- NIM: 5.02%
- CASA Ratio: 43.4%
- Customer Assets: Up 20% YoY
- Avg Deposits: Up 21% YoY
- NNPA: 0.35%



Subsidiaries

- Kotak Securities: YoY growth PAT: 83%; Cash ADV: 100%
- Kotak AMC: YoY growth PAT: 71%; Equity AAUM: 61%



Material Financial Updates

- Profit (net of tax) on divestment of stake in Kotak General Insurance (KGI): ₹ 3,013 cr on consolidated and ₹ 2,730 cr on standalone basis
- RBI's Master Direction on Bank's investment valuation: ₹ 3,414 cr increase in reserves (net of tax) as on 30th June, 2024

Impact of above is included in figures / ratios computed above, as applicable


Kotak's predominance in its businesses



Bank's milestones



#4 Private Sector Bank in India
(Balance sheet size as at Mar'24)



₹ 3.58 trn
Market Cap as on 30th Jun, 2024



Amongst the leading Financier for Tractors, CV & CE
amongst banks in India



Kotak Private- One of the leading private bankers
Serving 58% of India's top 100 families

Subsidiaries highlights



Kotak Securities – Strong Retail & Institutional Broking Business
Overall market share of 11.4% in Q1FY25



Kotak AMC – 5th Largest Fund House in the Country
QAAUM as on 30th Jun, 2024



KMCC – Consistent Leadership in Investment Banking



KAAML – amongst the top Alternate Asset Managers in India

Customer reach



5.1 cr
Bank Customers



5,237 **1,965**
Total Group Branches*[^] Bank Branches*



3,279
ATM#



₹636,311 cr
Group AUM




Rating for Bank, KMP, KMIL, KIDF, KS, KAAML

Update on RBI Supervisory Action


Order and Impact assessment


Reserve Bank of India (“RBI”) order of 24th April 2024, directs the Bank to cease and desist:

 Onboarding new customers through the Bank’s online and mobile banking channels

 Issuing fresh Credit Cards.

The order does not impact:

 Servicing and cross-sell of products (excl. new Credit Cards) to the existing customer base through all channels

 On-boarding of new customers through other than online/mobile banking channels

Update on action taken



External auditor appointed and scope of audit finalized in consultation with the Regulator



Augmented capacity through onboarding external IT vendors to expedite compliance



Remedial action plan are on track



Constant interaction and update to Regulator on progress

Business & Financial Impact



Potential financial impact continues to be in line with the initial estimate



Redeployment of resources to deepen existing relations, improve cross-sell

Divestment of stake in Kotak General Insurance



Zurich highlights

Founded in 1872 (150+ years ago)

Market cap¹: \$78bn

Insurance Revenue and Fees²: ~\$62bn

Presence³: ~60k employees across 200+ countries

Key capabilities:

- Strong Banca partnership experience
- Commercial insurance expertise (**third largest**⁴ **commercial insurer** globally)
- Strong retail experience
- Advanced digitization of customer experience, global investment in data and platforms



Transaction rationale

The alliance brings together Zurich's global insurance leadership and scale with Kotak's local expertise and reach

Zurich Insurance provides both deep distribution experience and class-leading capabilities in **retail & commercial insurance** to bring innovation, know-how and excellent customer experiences to the Indian market



Value creation

Zurich has acquired⁵ **70% stake** in KGI for ~₹5,560 Cr by way of fresh growth capital (~₹1,460 cr) + secondary acquisition from Bank (~₹4,100 cr)

KGI post money valuation : ~ ₹7,940 cr

KMBL's total capital infusion in KGI: ₹875 cr

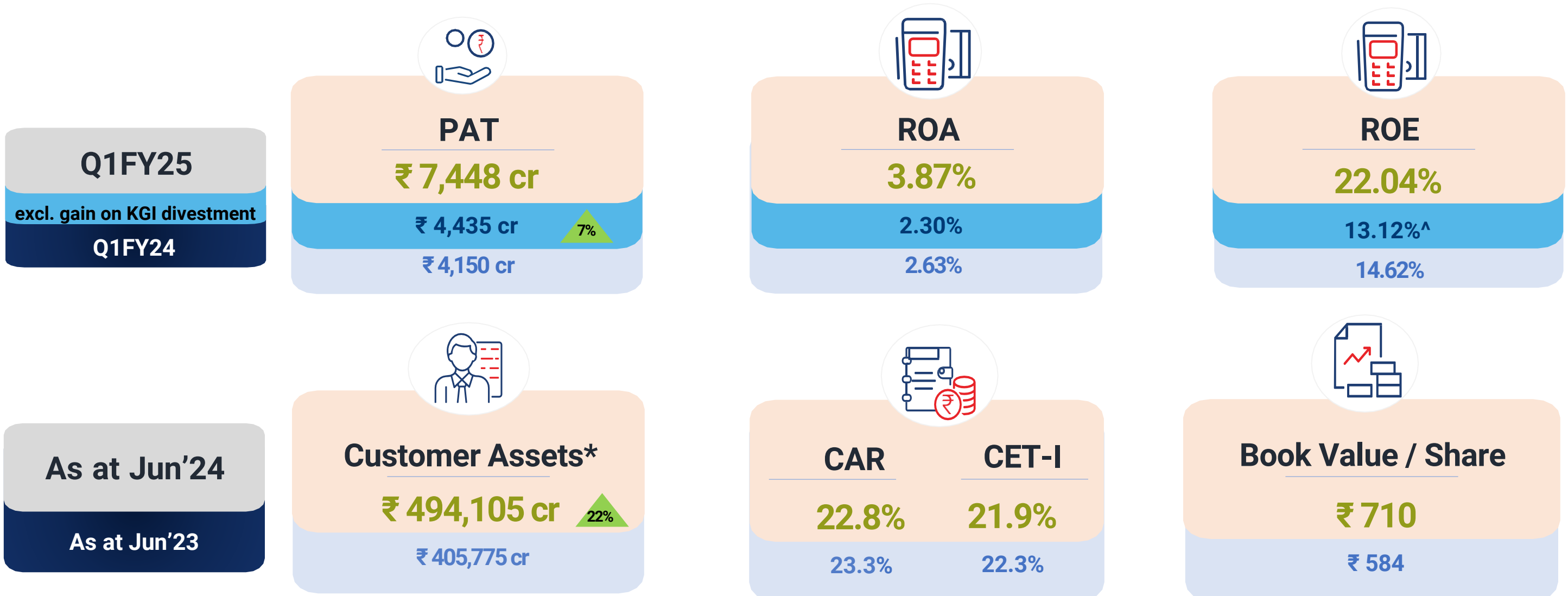
Post this transaction, KMBL holds 30% stake in KGI and will continue to act as corporate agent of KGI for distribution of general insurance products

Zurich's investment represents the single largest investment by a global strategic insurer in an Indian non-life insurer

¹As on July 15, 2024 | ²For the 12-month period ending December 31, 2023. | ³As per the recent media release dated July 1, 2024. | ⁴As per the March 2024 Zurich Investors Intro Pack |

⁵Transaction was completed on June 18, 2024 upon receipt of regulatory approvals and completion of customary conditions precedent

Consolidated Highlights



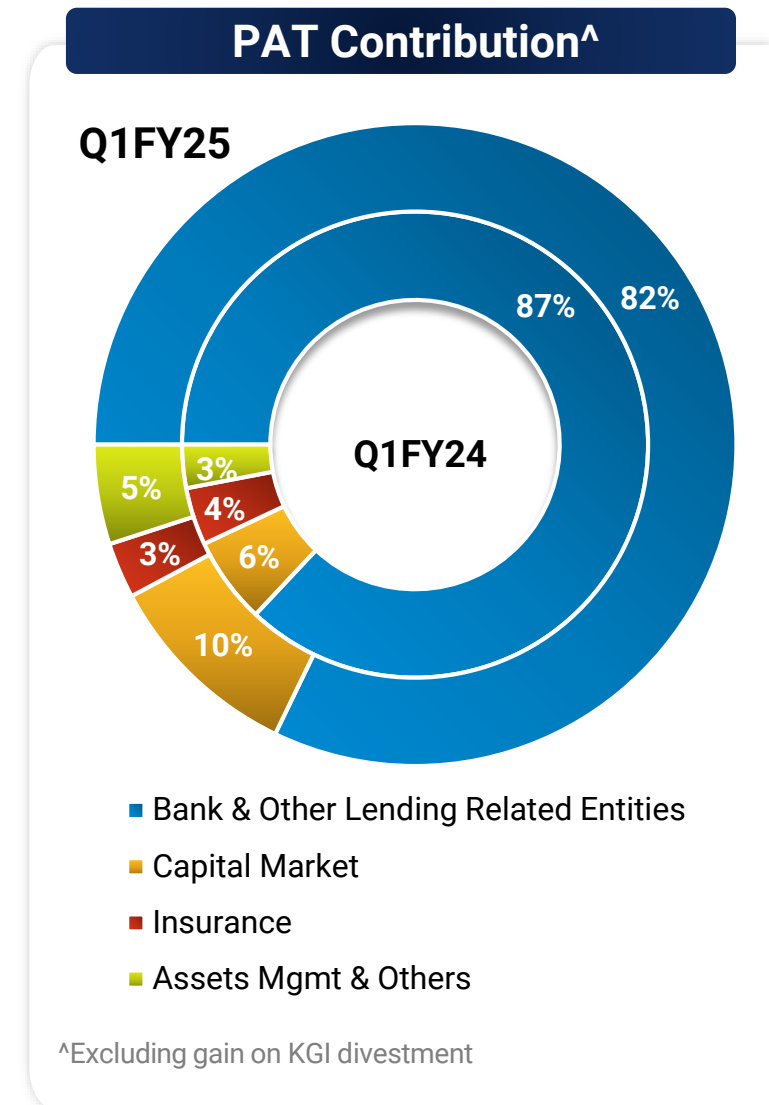
^ROE: 13.44% (after adjusting networth for impact of RBI's Master Direction on Bank's investment valuation and KGI divestment)

CAR and CET-I - as per Basel III, including unaudited profits
 *Customer Assets comprise Advances (incl. IBPC & BRDS) and Credit Substitutes

Kotak Group PAT



₹ cr	Q1FY25	Q1FY24	Q4FY24	YoY
Kotak Mahindra Bank	3,520	3,452	4,133	2%
Kotak Mahindra Prime	232	218	223	6%
Kotak Mahindra Investments	138	102	129	35%
Kotak Infrastructure Debt Fund	11	11	11	5%
BSS Microfinance	50	95	76	(47%)
Sonata Finance	(13)	-	(14)	-
Bank & Other lending related entities	3,938	3,878	4,558	2%
Kotak Securities	400	219	378	83%
Kotak Mahindra Capital	81	55	97	47%
Capital Market	481	274	475	76%
Kotak Mahindra Life Insurance	174	193	109	(10%)
Kotak Mahindra General Insurance	(21)*	(5)	(58)	-
Insurance	153	188	51	(19%)
Kotak AMC and TC	175	106	150	65%
Kotak Alternate Asset Managers	6	6	4	7%
International Subs	68	32	59	117%
Asset Management	249	144	213	74%
Others	1	1	5	91%
Bank & Subsidiaries	4,822	4,485	5,302	8%
Associates	49*	41	95	19%
Inter co. Adjustments	(436)	(375)	(60)	
Consolidated PAT	4,435	4,150	5,337	7%
PAT on KGI divestment	3,013			
Total PAT	7,448	4,150	5,337	79%

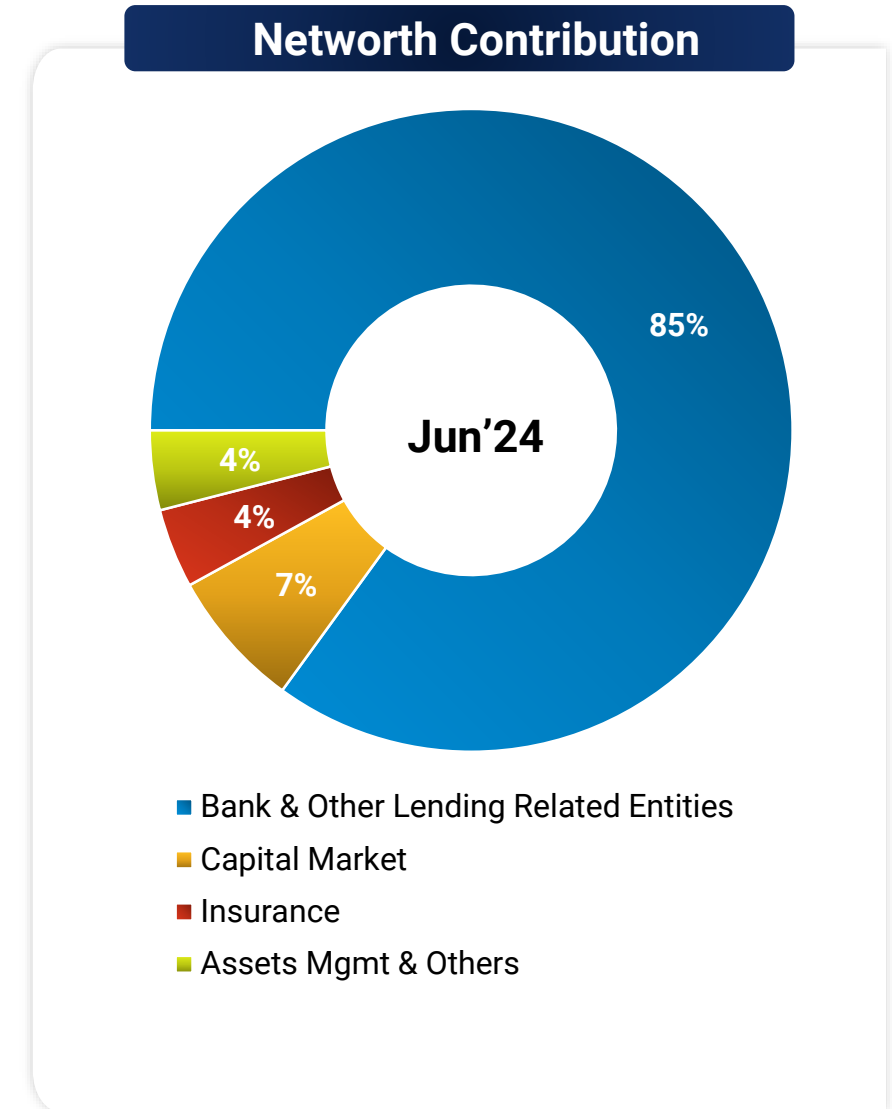


*On 18th June, 2024, Kotak General Insurance has ceased to be a wholly-owned subsidiary and became an associate of the Bank. Share of profits from 18th June, 2024 are included under Associates.

Kotak Group Networth & ROE



₹ cr	PAT Q1FY25	Networth Jun'24	ROE
Kotak Mahindra Bank	6,250	106,308 [^]	
Kotak Mahindra Prime	232	9,384	
Kotak Mahindra Investments	138	3,467	
Kotak Infrastructure Debt Fund	11	531	
BSS Microfinance	50	1,060	
Sonata Finance	(13)	377	
Bank & Other lending related entities	6,668	121,127	23.0%
Kotak Securities	400	8,638	
Kotak Mahindra Capital	81	1,219	
Capital Market	481	9,857	20.0%
Kotak Mahindra Life Insurance	174	5,807	
Kotak Mahindra General Insurance*	(21)	-	
Insurance	153	5,807	10.1%
Kotak AMC and TC	175	2,584	
Kotak Alternate Asset Managers	6	870	
International Subs	68	2,031	
Asset Management	249	5,485	18.4%
Others	1	95	5.9%
Bank & Subsidiaries	7,552	142,371	
Associates	49*	1,880	
Inter co. Adjustments	(153)	(3,086)	
Total	7,448	141,165	22.0%



[^]Including increase in reserves due to RBI's Master Direction on Bank's investment valuation and gain on KGI divestment

*On 18th June, 2024, Kotak General Insurance has ceased to be a wholly-owned subsidiary and became an associate of the Bank. Share of profits from 18th June, 2024 are included under Associates.

Bank Highlights



Q1FY25

excl. gain on KGI divestment

Q1FY24



PAT

₹ 6,250 cr

₹ 3,520 cr **2%**

₹ 3,452 cr



NIM

5.02%

5.02%

5.57%



Cost / Income

34.10%

46.23%

44.49%



ROA

4.22%

2.38%

2.81%

As at Jun'24

As at Jun'23



Customer Assets*

₹ 435,827 cr **20%**

₹ 362,204 cr



Net NPA

0.35%

0.40%



CASA Ratio

43.4%

49.0%



CAR

22.4%

22.0%

CET-I

21.3%

20.9%

CAR and CET-I -as per Basel III, including unaudited profits.

*Customer Assets comprise Advances (incl. IBPC & BRDS) and Credit Substitutes.

Profit and Loss Account



₹ cr	Q1FY25	Q1FY24	Q4FY24	YoY	FY24
Net Interest Income	6,842	6,234	6,909	10%	25,993
Other Income	2,929	2,683	2,979	9%	10,273
<i>Fee and Services</i>	2,240	1,827	2,467	23%	8,464
<i>Trading and MTM income*</i>	105	240	138	-56%	360
<i>Others</i>	584	616	374	-5%	1,449
Net Total Income	9,771	8,917	9,888	10%	36,266
Employee Cost	1,870	1,647	1,826	14%	6,856
Other Operating Expenses	2,647	2,320	2,600	14%	9,823
Operating Expenditure	4,517	3,967	4,426	14%	16,679
Operating Profit	5,254	4,950	5,462	6%	19,587
Prov. on Adv/Receivables (net)	578	365	439	58%	1,495
Prov. on AIF / other Investments	-	-	(175)	-	78
Provision & Contingencies	578	365	264	58%	1,573
PBT	4,676	4,585	5,198	2%	18,014
Provision For Tax	1,156	1,133	1,065	2%	4,232
PAT	3,520	3,452	4,133	2%	13,782
ROE	13.91%[^]	16.34%	17.54%	-	15.34%
PAT on KGI divestment	2,730	-	-	-	-
Total PAT	6,250	3,452	4,133	81%	13,782

Notes

Q4FY24 PBT includes:

- Interest on income tax refunds: ₹142 cr
- Reversal of AIF provision ₹ 157 cr



Q4FY24 PAT includes tax credits: ₹200 cr

-Total one off credits in Q4FY24 PAT: ₹ 426 cr

Fees & services

₹ cr	Q1FY25	Q1FY24	Q4FY24	FY24
Distribution	309	193	641	1,437
General Banking Fees	1,785	1,516	1,715	6,642
Others	146	118	111	385
Total	2,240	1,827	2,467	8,464

[^]ROE: 14.35% (after adjusting networth for impact of RBI's Master Direction on investment valuation and KGI divestment)

Balance Sheet

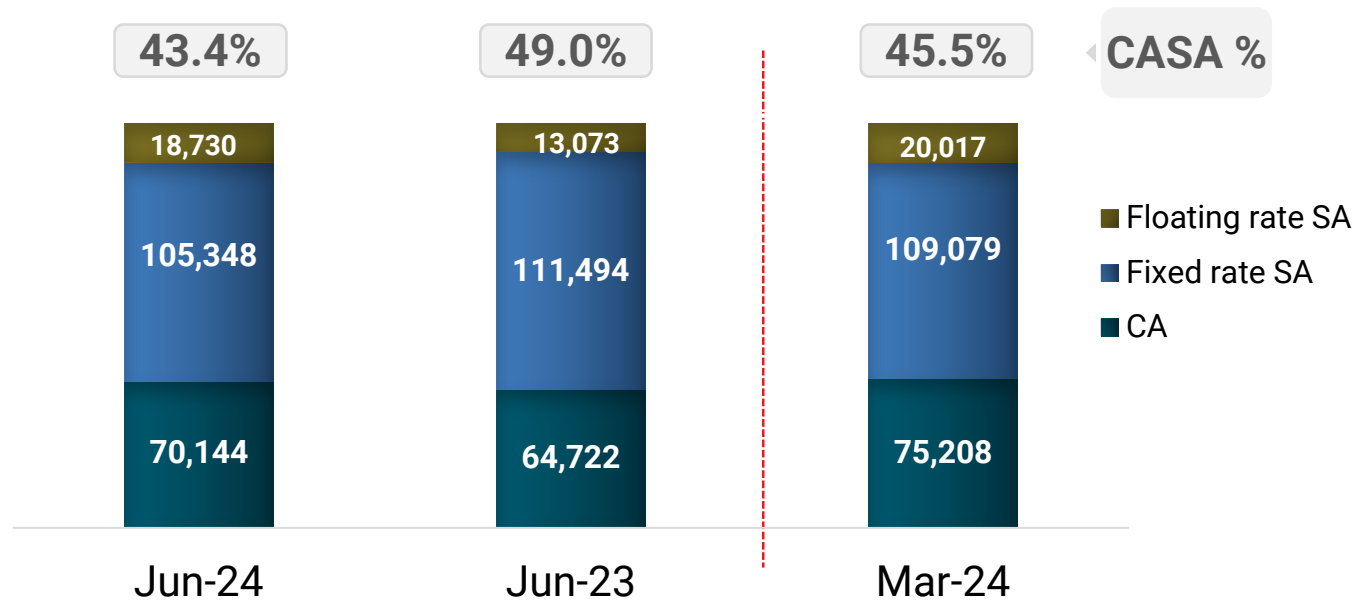


₹ cr	30-Jun-24	30-Jun-23	31-Mar-24
Capital & Reserves and Surplus	106,308	87,011	96,639
Deposits	447,418	386,254	448,954
<i>of which, CASA</i>	194,222	189,289	204,304
Borrowings	29,402	20,378	28,368
Other Liabilities and Provisions	21,820	19,348	26,396
Total Liabilities	604,948	512,991	600,357

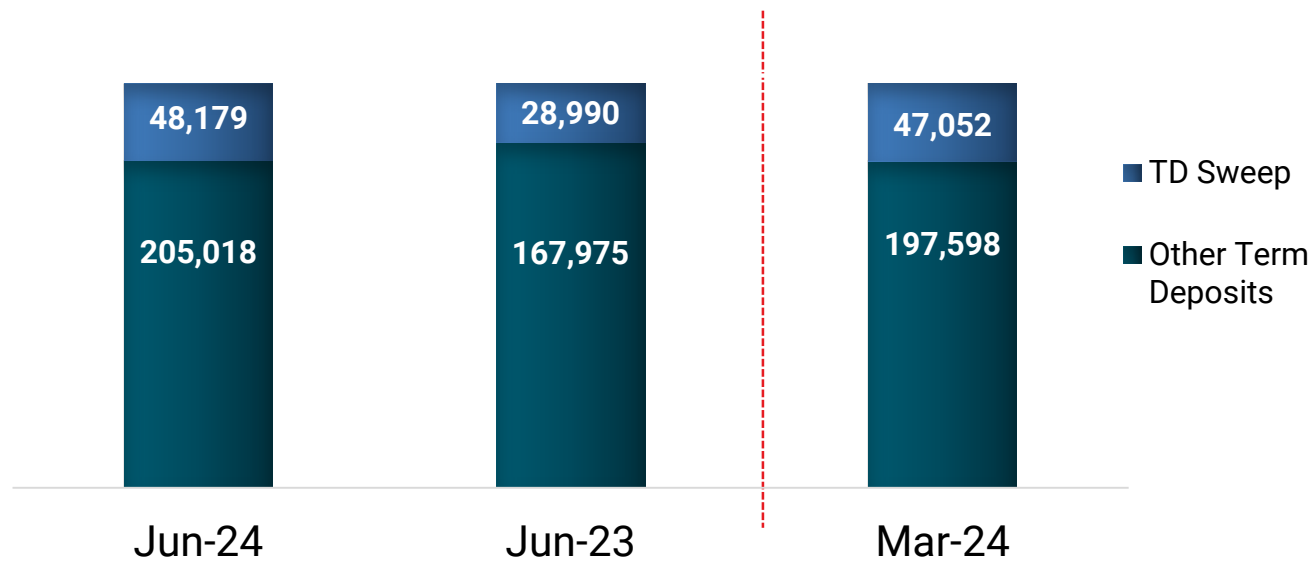
₹ cr	30-Jun-24	30-Jun-23	31-Mar-24
Cash, Bank and Call	37,161	44,136	52,788
Investments	162,578	123,873	155,404
Net Advances	389,957	328,582	376,075
Fixed & Other Assets	15,252	16,400	16,090
Total Assets	604,948	512,991	600,357

Deposits

CASA (EOP) (₹ cr)



Term Deposits (EOP) (₹ cr)



Averages	Q1FY25	YoY %	Q1FY24
Total Deposits	435,603	21%	361,295
Current Account	62,200	5%	59,431
Savings Account	122,105	2%	119,817
Term Deposit	251,298	38%	182,047



QoQ Average deposit growth: 7%



Cost of Funds

5.10%
4.50%



Cost of SA

4.12%
3.96%



CASA & TDs < 5 cr,
as % of total deposits

78%
80%



Customers as on
30th Jun, 2024:

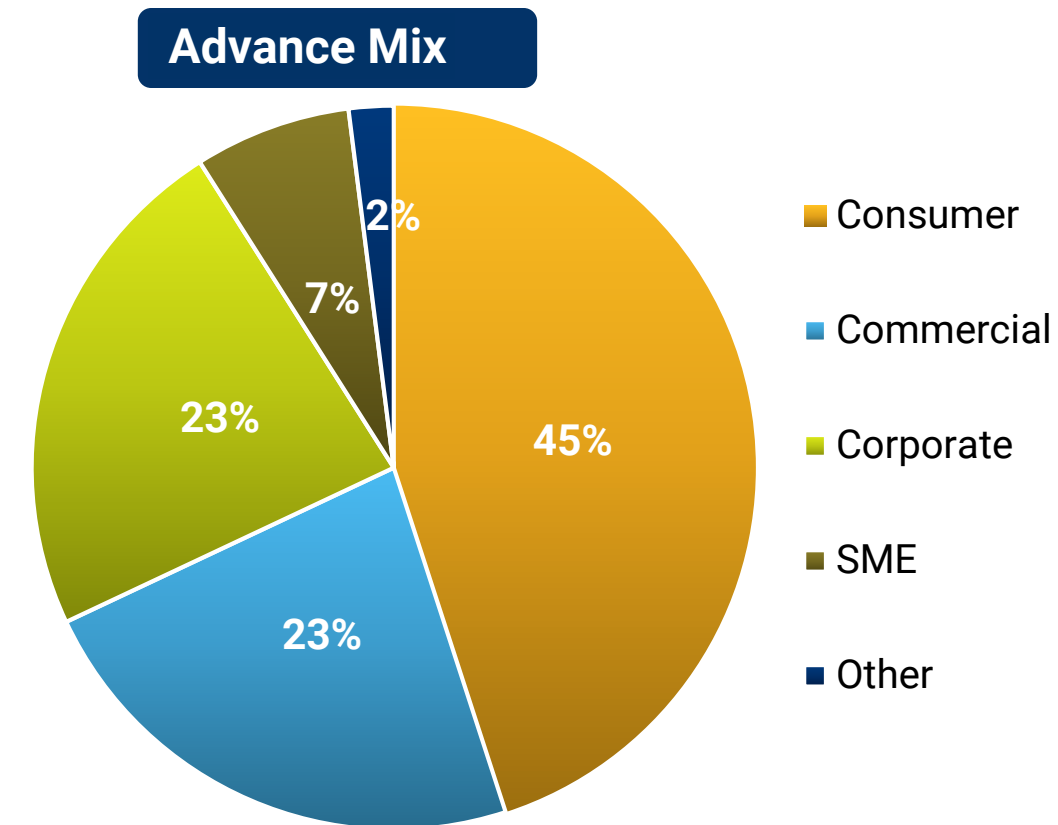
5.1 cr
4.3 cr

Figures in grey are Jun'23 numbers, as applicable

Customer Assets



₹ cr	30-Jun-24	30-Jun-23	31-Mar-24	YoY	QoQ
Home Loans & LAP	110,850	95,147	1,06,726	17%	4%
Business Banking	37,591	29,906	35,997	26%	4%
PL, BL and Consumer Durables	20,317	16,692	20,049	22%	1%
Credit Cards	14,644	11,360	14,505	29%	1%
Consumer	183,402	153,105	177,277	20%	3%
CV/CE	37,941	28,530	36,833	33%	3%
Agriculture Division	27,324	26,487	27,850	3%	(2%)
Tractor Finance	15,800	13,916	15,802	14%	0%
Retail Microcredit	10,368	6,963	9,983	49%	4%
Commercial	91,433	75,896	90,468	20%	1%
Corporate	93,581	77,569	87,310	21%	7%
SME	28,186	23,312	27,247	21%	3%
Others	9,355	7,149	9,427	31%	(1%)
Advances (A)	405,957	337,031	391,729	20%	4%
Credit Substitutes (B)	29,870	25,173	31,595	19%	(5%)
Customer Assets (A + B)	435,827	362,204	423,324	20%	3%
IBPC & BRDS (C)	16,000	8,448	15,654		
Net Advances (A - C)	389,957	328,582	376,075	19%	4%



Unsecured retail advances (incl. Retail Microcredit) as a % of Net Advances:

30th June, 2024: 11.6%

31st March, 2024: 11.8%

₹ cr	Q1FY25	Q1FY24	Q4FY24
Opening GNPA	5,275	5,768	6,302
Fresh Slippages	1,358	1,205	1,305
Upgradations & Recoveries	586	692	772
Write-offs	570	372	1,560
Closing GNPA	5,477	5,909	5,275
Credit cost (annualised) (%) [*]	0.55%	0.46%	0.42%

₹ cr	30-Jun-24	30-Jun-23	31-Mar-24
GNPA (%)	1.39%	1.77%	1.39%
NNPA (%)	0.35%	0.40%	0.34%
PCR (%)	75%	78%	76%
GNPA	5,477	5,909	5,275
NNPA	1,376	1,302	1,271
Total provisions (incl. specific)	6,037	6,516	5,903

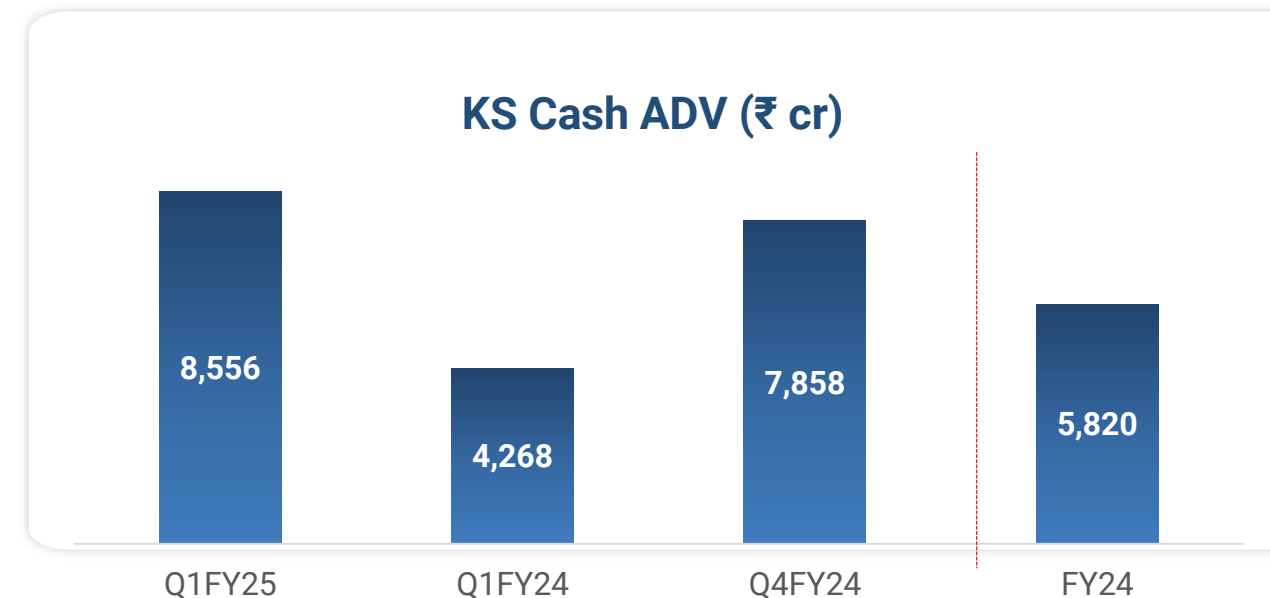
- SMA-2[^] as on 30th June 2024: ₹ 232 cr, (as on 31st March, 2024: ₹ 199 cr)
- Fresh slippages of Q1FY25 upgraded within the same quarter: ₹ 250 cr (Q1FY24: ₹ 288 cr)
- Standard Restructured FB o/s under various frameworks: COVID: ₹ 138 cr; MSME: ₹ 179 cr [0.08% of Net Advances]
- No sale of NPA during the period

^{*}Credit cost on specific provisions

[^]Fund based outstanding for borrowers with exposure > ₹ 5 Cr.

₹ cr	Q1FY25	Q1FY24	Q4FY24	FY24
Total Income	1,298	805	1,216	3,982
Profit After Tax	400	219	378	1,226
Market Share Cash* (%)	10.1	10.5	10.2	10.2
Derivative Market Share* (%)	12.1	13.1	12.0	12.6
Overall Market Share*(%)	11.4	12.2	11.4	11.8

* excluding Proprietary Segments



Market share is computed based on the revised disclosures by NSE from April'23, accordingly previous period numbers are recomputed. Derivative Market share is based on notional turnover for equity futures and premium turnover for equity options segment.

Other Highlights

- Revamped **Demat account opening journey**, creating a seamless flow for users; will enable to boost acquisition conversion rates
- Revamped **NEO mobile app homepage** featuring dedicated sections for Stocks, F&O & MF; enhancing customer experience
- Witnessed significant adoption on **new NEO Mutual Fund platform** (March'24); new MF SIPs grew 2.5X QoQ

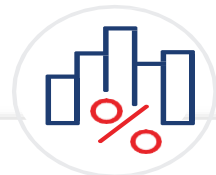
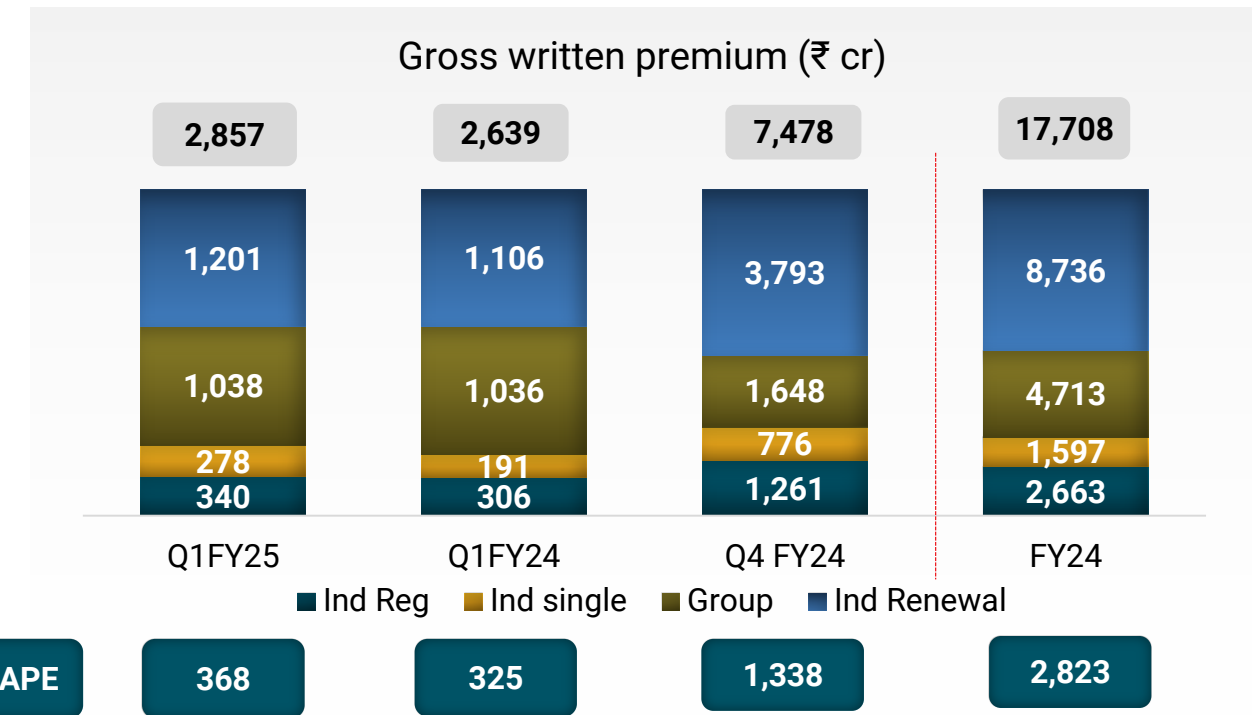
109%

Growth YoY in
Mobile Trading
ADV#

148%

Growth YoY in
Internet Trading
ADV#

₹ cr	Q1 FY25	Q1 FY24	Q4 FY24	FY24
Capital	562	562	562	562
Other Reserves and Surplus	5,245	4,806	5,301	5,301
Total Premium	2,857	2,639	7,478	17,708
Profit After Tax (Shareholders')	174	193	109	689
Solvency Ratio (x)	2.48	2.68	2.56	2.56



Gross written premium Q1FY25 grew 8.3 % YoY



Individual APE NB premium for Q1FY25 grew 13.2%

Q1FY25 Share of Traditional Product mix at 67.8% of regular premium



Overall protection premium for Q1FY25, at 43.1% of Individual new business and Group premium.



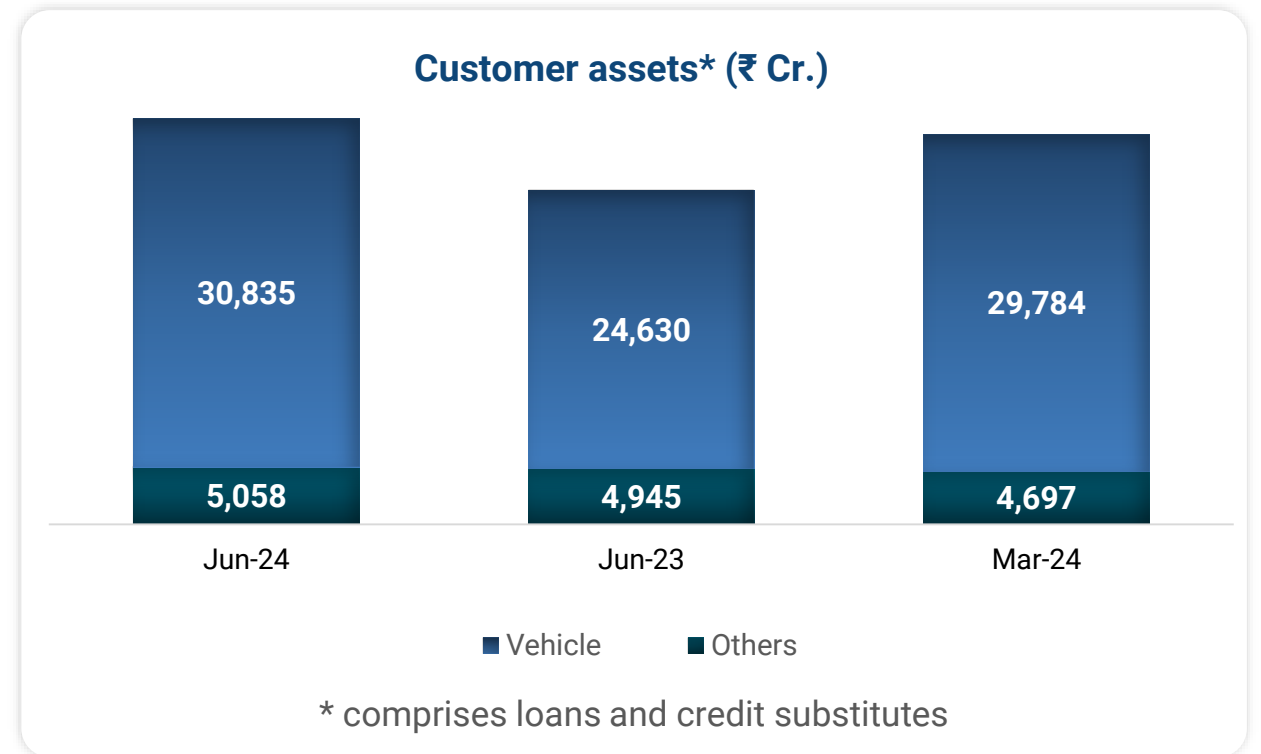
AUM (Policyholders') as on 30th Jun, ₹ 78,542 cr, growth 26.2 % YoY



Q1FY25 PAT has been impacted by higher distribution cost

₹ cr	Q1 FY25	Q1 FY24	Q4 FY24	FY24
NII	503	443	493	1,870
Other Income	153	107	126	500
Total Income	656	550	619	2,370
Operating Expenses	270	223	268	1,000
Provisions (Net)	77	35	54	182
Profit After Tax	232	218	223	888
NNPA (%)	0.9%	0.9%	0.8%	0.8%
CAR (%)	24.6%*	27.2%*	25.2%	25.2%
ROA (%) – Annualised	2.4%	2.7%	2.4%	2.5%

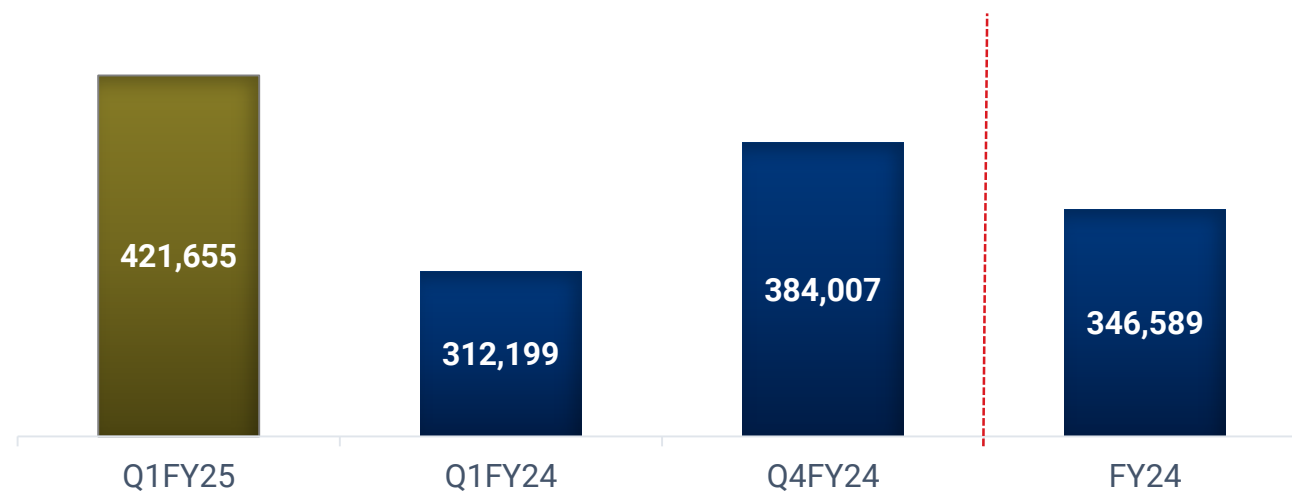
*including unaudited profits



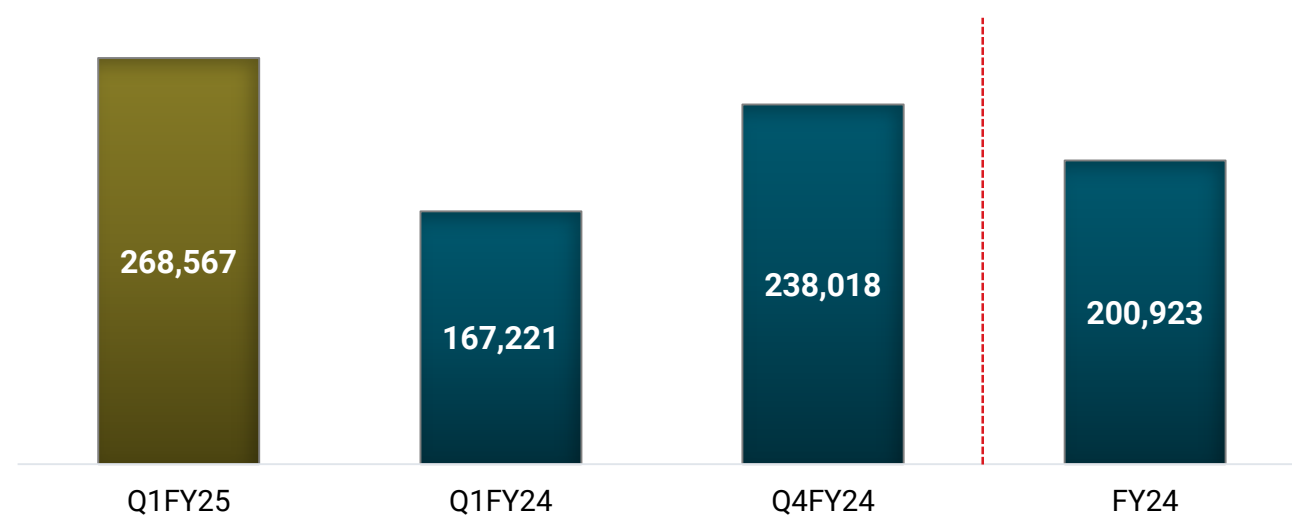
YoY growth:

- Car finance (including dealer finance): **24%**
- Two Wheeler finance: **30%**

Average Assets Under Management (₹ cr) - Overall



Average Assets Under Management (₹ cr) - Equity

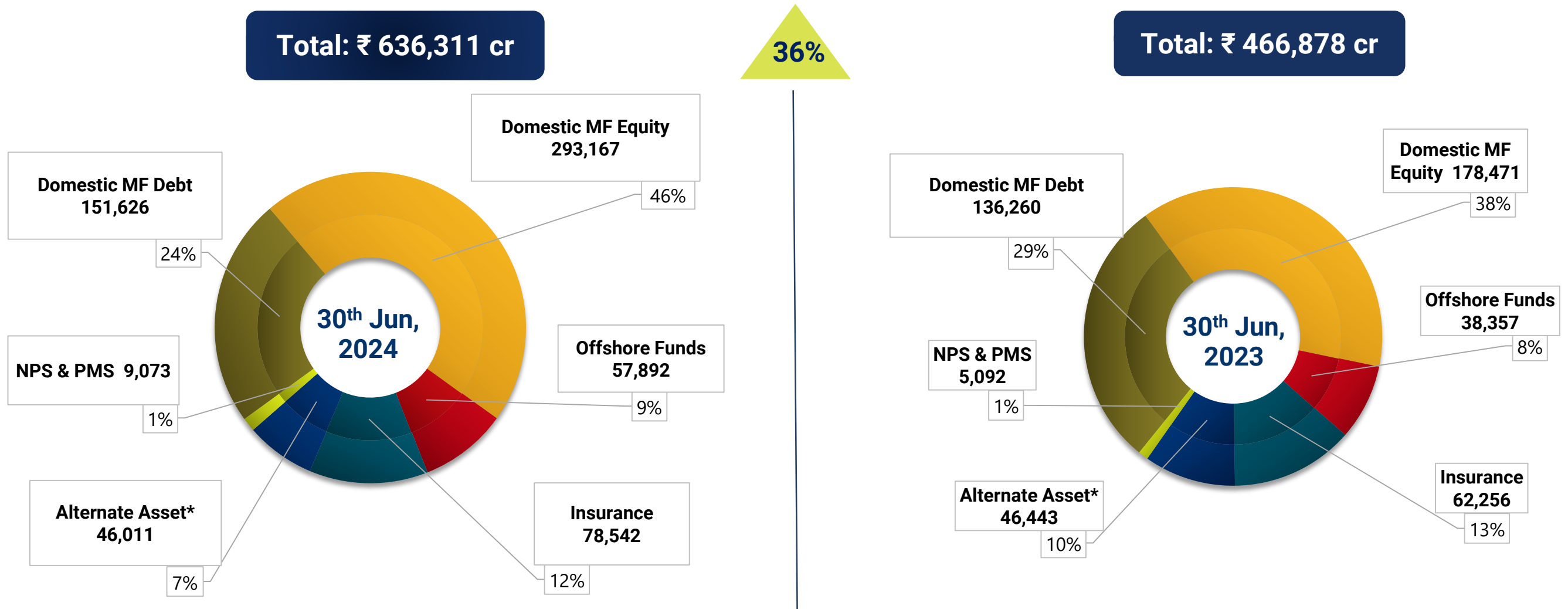


₹ cr	Q1FY25	Q1FY24	Q4FY24	FY24
Profit After Tax	175	106	150	525

Other Highlights

- Launched equity NFO 'Kotak Special Opportunities Fund' in Jun-24: Amount collected ₹ 2,237 cr
- Proportion of Individual MAAUM: 59%
- Monthly SIP Inflows for Jun'24: ₹ 1,305 cr, up 37% YoY
- Equity(Ex ETF & Arb) AAUM Market share 6.55% in Q1FY25 (Q1FY24: 6.43%)

Assets Under Management



*Include undrawn commitments, wherever applicable.

Geographical presence



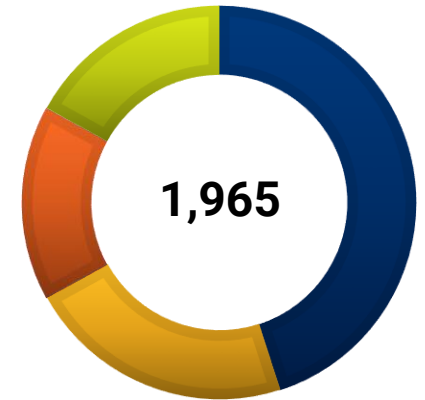
Group Branches distributed across various geographies

Network in India	Branches
Kotak Bank*	1,965
Kotak Mahindra Prime	154
Kotak Life Insurance	293
Kotak Securities [#]	1,245
Kotak AMC	101
BSS Microfinance	869
Sonata Finance	610
Total	5,237

International offices in New York, London, Mauritius, Dubai, Singapore and Abu Dhabi.

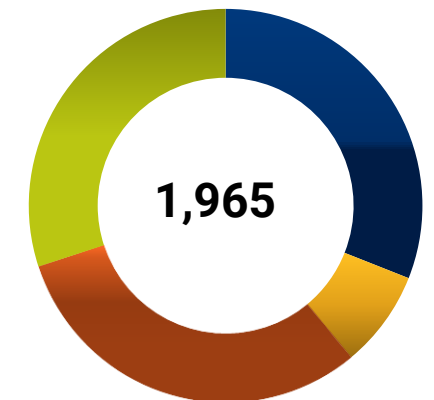
Bank Branch* Classification (No. | %)

Metro	896 45%
Urban	430 22%
Semi Urban	311 16%
Rural	328 17%



Bank Branch* Distribution (No. | %)

North	609 31%
East	165 8%
West	609 31%
South	582 30%



No. of ATMs[^]


3,279



No. of Currency Chests

10

Bank Branch* presence as on 30th June, 2023 : 1,702 and 31st March, 2024 : 1,948



Strategy to transform for scale

Our Enablers

Creating value for our stakeholders



Customers: The Heart of Our Business

Getting it right by our customers by understanding their needs and building appropriate propositions for them and thus being the right partner to them. This will help us scale our business and expand market share.

Community: Thriving Together

The key outcome we pursue in this are responsible and sustainable growth. Our efforts in this regard will reflect in the value of the brand.



Company: Building Sustainable Value

To build a great company that shareholders can be proud of - an institution that delivers sustainable and consistent financial returns.

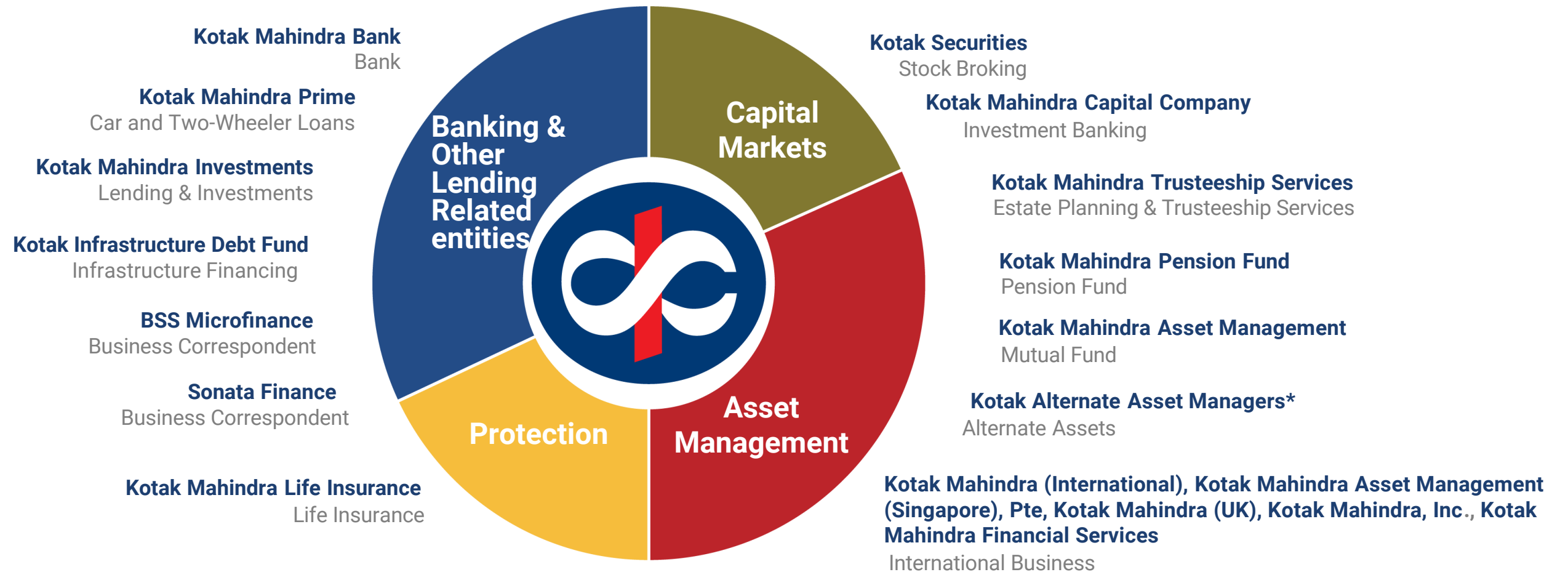
Colleagues: Our Greatest Asset

Committed colleagues who are aligned with the Company's purpose will deliver for the customers.

Kotak's unique financial conglomerate structure

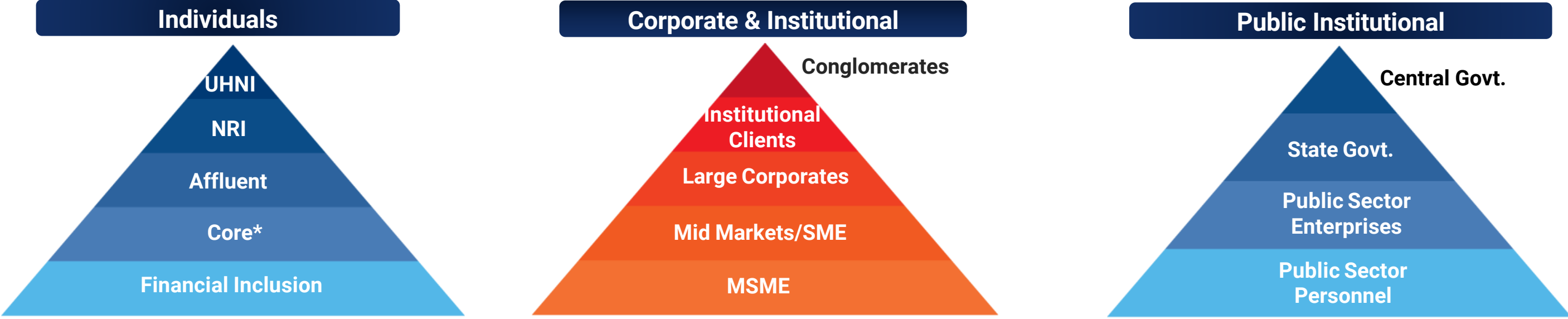


Parent Company



All subsidiaries are 100% owned beneficially by the Bank

*formerly known as Kotak Investment Advisors Ltd



Customer segments are served by appropriate product propositions created across our diversified businesses

Consumer Banking

- Branch Banking
- Kotak811
- Home loans & LAP
- Personal Loans
- Consumer Finance
- Credit Cards
- Priority Banking
- Small Business Loans
- Working Capital
- NRI Banking
- Rural Housing & Business Loans
- Forex Cards
- FASTag
- Loan against Shares

Commercial Banking

- Agriculture Finance
- Commercial Vehicles
- Construction Equipment
- Tractor Finance
- Microcredit
- Gold Loans

Wholesale Banking

- Corporate Loans
- Trade Finance
- Business Banking
- Commercial
- Real-Estate
- Forex/ Treasury
- Cash Management
- Custody Business
- Off-shore Lending

Other Financial Services

- Private Banking
- Car and 2W Loans
- Mutual Funds
- Alternate Assets
- Off-shore Funds
- Life Insurance
- General Insurance
- Investment Banking / DCM Broking
- Infra Debt Finance
- Asset Reconstruction

Organisation structure and culture drives cross-sell and customer cross-buying across various products

**largely serviced through our Kotak811 proposition*

Strong and committed leadership team



Ashok Vaswani
—
<1 Year
Managing
Director & CEO



Shanti Ekambaram
—
33 Years
Deputy Managing
Director



Devang Gheewalla
—
20 Years
Group CFO



Paul Parambi
—
33 Years
Group Chief Risk
Officer



Milind Nagnur
—
2 Years
CTO & Chief
Operating Officer



Virat Diwanji
—
21 Years
Consumer Banking



Manish Kothari
—
29 Years
Commercial
Banking



Paritosh Kashyap
—
30 Years
Wholesale Banking



Oisharya Das
—
30 Years
Private Banking



Jaideep Hansraj
—
31 Years
One Kotak



Ramesh Srinivasan
—
29 Years
Investment Banking



Nilesh Shah
—
10 Years
Asset Management



S Srinivasan
—
32 Years
Alternate Assets

68 members in Kotak Leadership Team (incl. above)
with an average tenure of ~20 years with the Group

Disclaimer

This presentation is for information purposes only and does not constitute an offer, solicitation or advertisement with respect to the purchase or sale of any security of Kotak Mahindra Bank Limited (the “Bank”) and no part of it shall form the basis of or be relied upon in connection with any contract or commitment whatsoever. No offering of securities of the Bank will be made except by means of a statutory offering document containing detailed information about the Bank.

This presentation is not a complete description of the Bank. Certain statements in the presentation contain words or phrases that are forward looking statements. All forward-looking statements are subject to risks, uncertainties and assumptions that could cause actual results to differ materially from those contemplated by the relevant forward looking statement. Any opinion, estimate or projection herein constitutes a judgment as of the date of this presentation, and there can be no assurance that future results or events will be consistent with any such opinion, estimate or projection. The information in this presentation is subject to change without notice, its accuracy is not guaranteed, it may be incomplete or condensed and it may not contain all material information concerning the Bank. We do not have any obligation to, and do not intend to, update or otherwise revise any statements reflecting circumstances arising after the date of this presentation or to reflect the occurrence of underlying events, even if the underlying assumptions do not come to fruition.

All information contained in this presentation has been prepared solely by the Bank. No information contained herein has been independently verified by anyone else. No representation or warranty (express or implied) of any nature is made nor is any responsibility or liability of any kind accepted with respect to the truthfulness, completeness or accuracy of any information, projection, representation or warranty (expressed or implied) or omissions in this presentation. Neither the Bank nor anyone else accepts any liability whatsoever for any loss, howsoever, arising from any use or reliance on this presentation or its contents or otherwise arising in connection therewith. This presentation may not be used, reproduced, copied, distributed, shared, or disseminated in any other manner.

The distribution of this document in certain jurisdictions may be restricted by law and persons into whose possession this presentation comes should inform themselves about, and observe, any such restrictions.

Figures for the previous period/ year have been regrouped wherever necessary to conform to current period's / year's presentation. Totals in some columns/ rows may not agree due to rounding off.

Contact

Devang Gheewalla / Kaynaan Shums

Kotak Mahindra Bank Limited

Tel +91 22 61660000

E-mail: investor.relations@kotak.com