

To,
The Manager,
The Department of Corporate Services
BSE Limited
Floor 25, P. J. Towers,
Dalal Street, Mumbai – 400 001

Scrip Code: 533271

May 23, 2024

Sub: Result Update Presentation for the Quarter and year ended March 31, 2024

Please find enclosed herewith the Result Update Presentation in respect of Audited Standalone and Consolidated Financial Results for the quarter and year ended March 31, 2024.

Kindly take the same on your record.


Thanking you,

For **Ashoka Buildcon Limited**

Manoj A. Kulkarni
(Company Secretary)
ICSI Membership No.: FCS - 7377

To,
The Manager,
The Listing Department
National Stock Exchange of India Limited
Exchange Plaza, Bandra Kurla Complex,
Bandra (East), Mumbai – 400 051

Scrip Symbol: ASHOKA EQ.



ASHOKA

Ashoka Buildcon Ltd.

Investor Presentation

May 2024

This presentation has been prepared by and is the sole responsibility of **Ashoka Buildcon Limited** (the “Company”). By accessing this presentation, you are agreeing to be bound by the trailing restrictions.

This presentation does not constitute or form part of any offer or invitation or inducement to sell or issue, or any solicitation of any offer or recommendation to purchase or subscribe for, any securities of the Company, nor shall it or any part of it or the fact of its distribution form the basis of, or be relied on in connection with, any contract or commitment thereof. In particular, this presentation is not intended to be a prospectus or offer document under the applicable laws of any jurisdiction, including India. No representation or warranty, express or implied, is made as to, and no reliance should be placed on, the fairness, accuracy, completeness or correctness of the information or opinions contained in this presentation. Such information and opinions are in all events not current after the date of this presentation. There is no obligation to update, modify or amend this communication or to otherwise notify the recipient if the information, opinion, projection, forecast or estimate set forth herein, changes or subsequently becomes inaccurate.

Certain statements contained in this presentation that are not statements of historical fact constitute “forward-looking statements.” You can generally identify forward looking statements by terminology such as “aim”, “anticipate”, “believe”, “continue”, “could”, “estimate”, “expect”, “intend”, “may”, “objective”, “goal”, “plan”, “potential”, “project”, “pursue”, “shall”, “should”, “will”, “would”, or other words or phrases of similar import. These forward-looking statements involve known and unknown risks, uncertainties, assumptions and other factors that may cause the Company’s actual results, performance or achievements to be materially different from any future results, performance or achievements expressed or implied by such forward-looking statements or other projections. Important factors that could cause actual results, performance or achievements to differ materially include, among others: (a) our ability to successfully implement our strategy, (b) our growth and expansion plans, (c) changes in regulatory norms applicable to the Company, (d) technological changes, (e) investment income, (f) cash flow projections, and (g) other risks.

This presentation is for general information purposes only, without regard to any specific objectives, financial situations or informational needs of any particular person. The Company may alter, modify or otherwise change in any manner the content of this presentation, without obligation to notify any person of such change or changes.

Q4 FY24 Business Highlights





Receipt of Letter of Award from CIDCO in January 2024

- Company has received Letter of Acceptance (LoA) from City & Industrial Development Corporation of Maharashtra Limited (CIDCO) for Design and construction of Stilt Bridge for Eastern Connectivity for Navi Mumbai International Airport (NMIA) in Joint Venture for total consideration of Rs. 662.55 cr

Sale/disposal of stake held in Unison Enviro Private Limited in February 2024

- Ashoka Buildcon Limited along-with an investment fund managed by Morgan Stanley India Infrastructure (MSII), has sold to Mahanagar Gas Limited (“MGL”) 100% stake held by the Company and MSII in Unison Enviro Private Limited, a subsidiary of the Company.
- The deal has been closed at an equity consideration of Rs.562.09 Crore, out of which the Company has received Rs. 286.67 Crore for its 51% stake.

Receipt of Letter of Award for National Highways Authority of India Project in February 2024

- Company has received of Letter of Award for the project Six laning of Aurangabad to Bihar-Jharkhand Border (Chordaha), Section of NH-2 (PKG -1), in the state of Bihar under Bharatmala on EPC mode for a total consideration of Rs. 520 cr

Receipt of Provisional Certificate (COD) for NHAI Project - ‘Six Laning of Belgaum - Khanapur Section of NH-4A in March 2024

- Company has declared January 13, 2023 as the Commercial Operations Date (CoD) for stretch of 4.415 KMs, in addition to stretch of 16.345 KMs already received w.e.f. October 25, 2021 (First CoD)
- The Company also announces that the said SPV has received a Provisional Certificate for completion of 20.76 KMs in aggregate, out of total Project stretch of 30.80 KMs.
- Further to inform that consequent upon the declaration of CoD, the SPV is eligible for receipt of an additional Annuity from NHAI for the operation period of 15 years at the interval of 6 months.



Receipt of Completion Certificate for Hybrid Annuity Mode (HAM) NHA Project - 'Eight Lane Vadodara Kim Expressway in April 2024

- ◆ Company has received Completion Certificate w.e.f. April 02, 2024 for its Hybrid Annuity Mode (HAM) Project of National Highways Authority of India for the Project viz. 'Eight Lane Vadodara Kim Expressway
- ◆ The Project is executed by Ashoka Ankleshwar Manubar Expressway Private Limited (SPV), a Wholly Owned Subsidiary of Ashoka Concessions Limited, a Subsidiary of the Company
- ◆ Further to inform that the SPV has been receiving Annuity amount for 11.25 KMs from NHA already

Acquisition of stake in GVR Ashoka Chennai ORR Limited by Ashoka Buildcon Limited

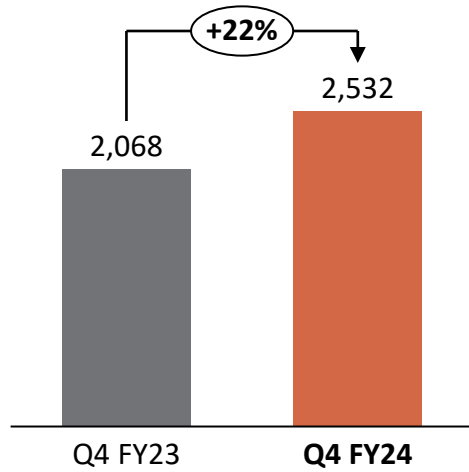
- ◆ Ashoka Buildcon Limited, has acquired 50% fully paid-up, Equity shares from GVR Infra Projects Limited held in GVR Ashoka Chennai ORR Limited, to make GVR Ashoka Chennai ORR Limited a 100% Subsidiary of the Company

Q4 & FY24 Financial Performance Highlights

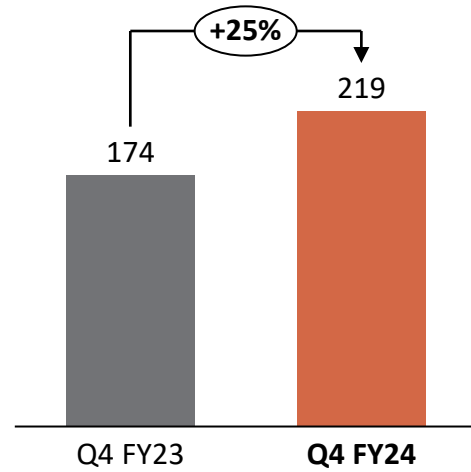


Q4 FY24

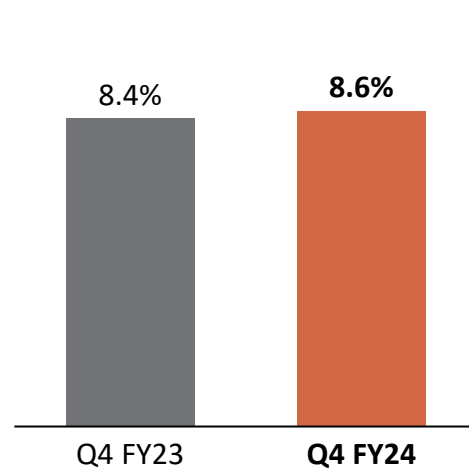
Total Revenue (Rs Crs.)



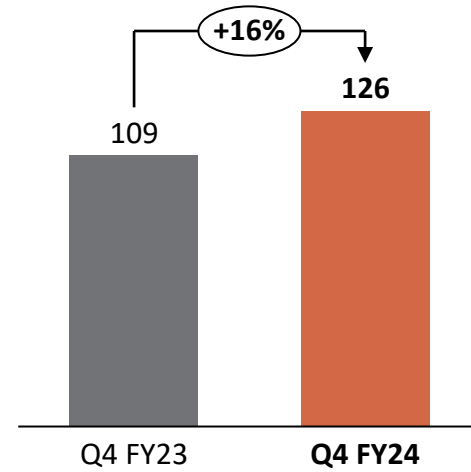
EBITDA (Rs Crs.)



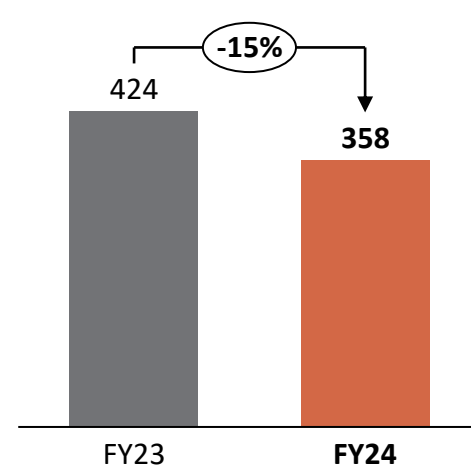
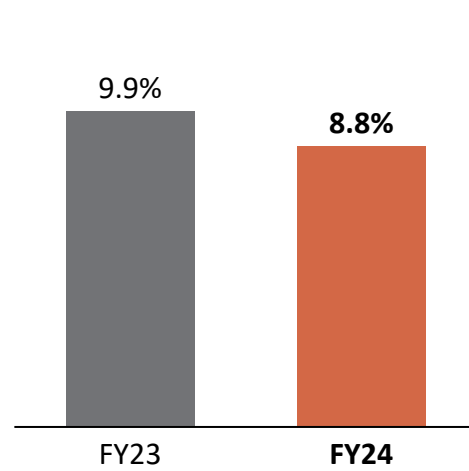
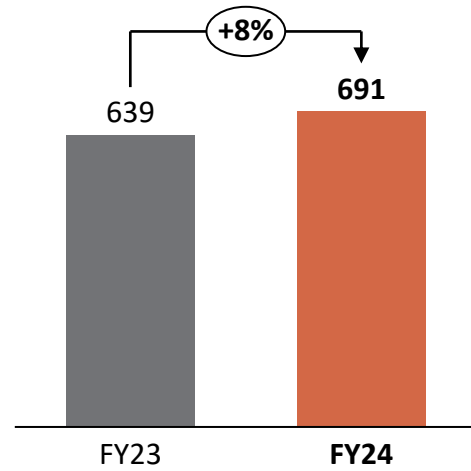
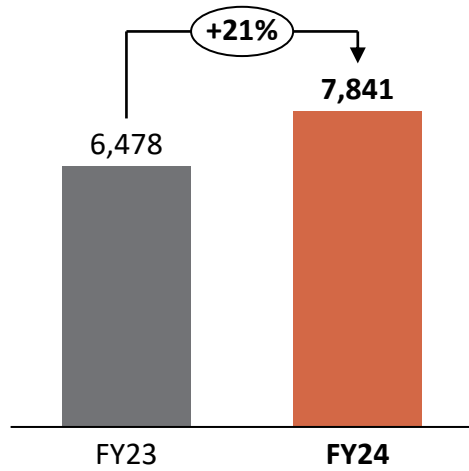
EBITDA Margin %



PBT* (Rs Crs.)

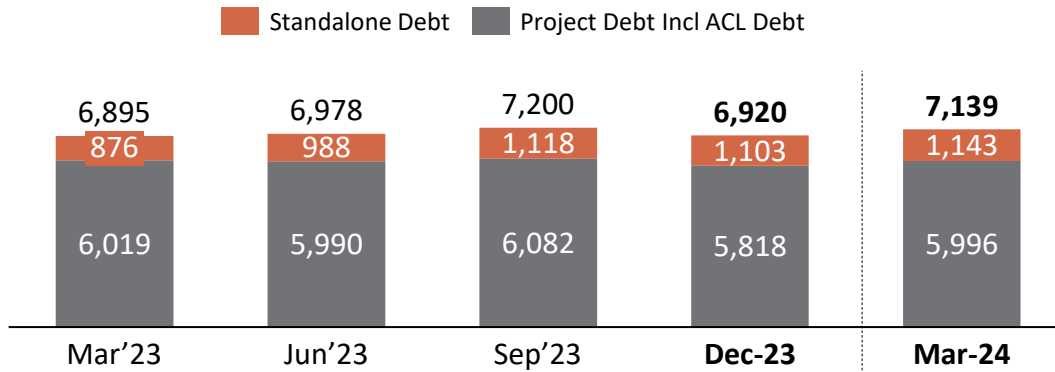


FY24

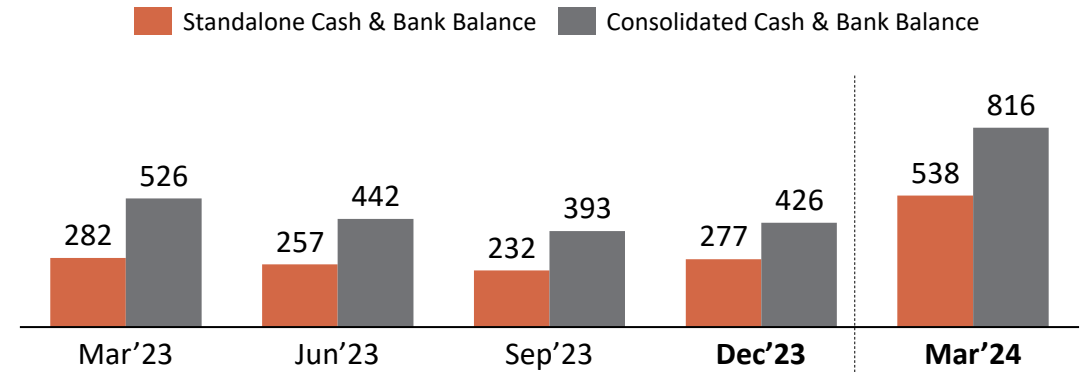


*Before Exceptional Gains

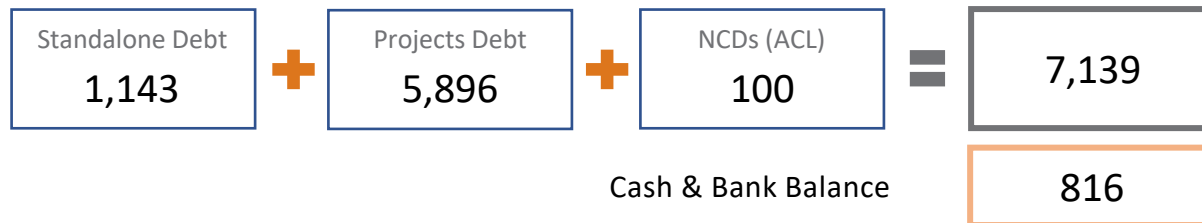
Consolidated Debt (Rs. Crs.)



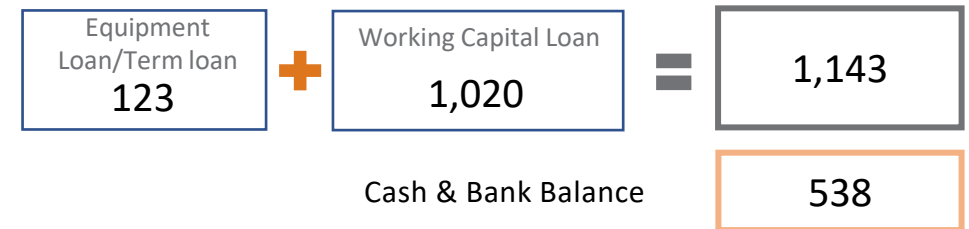
Cash & Bank Balance Break up (Rs. Crs.)



Consolidated Debt Breakup (Rs. Crs.)



Standalone Debt Breakup (Rs. Crs.)



Particulars (Rs. Crs.)	Q4 FY24	Q4 FY23	Y-o-Y	Q3 FY24	Q-o-Q	FY24	FY23	Y-o-Y
Revenue from Operations	2,499.8	2,043.5	22%	2,133.5	17%	7,726.7	6,372.3	21%
Other Income	32.7	24.4		28.4		114.6	105.7	
Total Revenue	2,532.5	2,067.9	22%	2,161.9	17%	7,841.3	6,478.0	21%
Operating Expenses	2,189.5	1,804.2		1,866.6		6,706.3	5,524.7	
Employee Cost	59.4	47.0		60.3		233.1	191.5	
Other Expenses	65.0	42.3		30.2		210.9	122.5	
EBITDA	218.6	174.4	25%	205.0	7%	691.1	639.4	8%
EBITDA Margin	8.6%	8.4%		9.5%		8.8%	9.9%	
Depreciation	30.2	19.3		27.6		104.6	74.2	
Finance Cost	62.0	46.5		62.0		228.1	141.0	
Profit Before Tax (Before Exceptional Gain/Loss)	126.4	108.7	16%	115.4	10%	358.4	424.1	-15%
Share of Profit from Partnership Firms and AOPs	0.2	0.3		0.1		0.4	0.0	
Exceptional (Gain)/ Expense*	-216.6	-349.2		0.0		-216.6	-349.2	
Profit Before Tax (After Exceptional Gain/Loss)	343.2	458.2	-25%	115.4	197%	575.5	773.3	-26%
Tax	74.8	23.0		28.7		132.7	102.0	
Profit After Tax	268.5	435.1	-38%	86.7	210%	442.8	671.3	-34%
PAT Margin	10.6%	21.0%		4.0%		5.6%	10.4%	

*1. FY24 Gain on account of sale of UEPL,

*2. FY23 a.Reversal of impairment on its investment/loans in its subsidiaries including ACL, b.Impairment on investment / Loans in subsidiaries including ACL

Assets (Rs. Crs.)	Mar'24	Mar'23
Non - Current Assets	2,404.4	2,085.3
Property Plant & Equipments	320.2	273.2
Capital Work In Progress	2.2	28.5
Intangible assets	0.4	3.9
Right of use asset	6.7	5.0
Financial Assets		
(i) Investments	1,479.9	1,372.8
(ii) Trade receivables	329.6	157.8
(iii) Loans	18.8	17.6
(iv) Other Financial Assets	64.0	41.7
Deferred Tax Assets (Net)	89.1	68.3
Other Non - Current Assets	33.8	34.0
Non Current Tax Assets (Net)	59.7	82.5
Current Assets	5,529.6	4,434.0
Inventories	432.7	298.4
Contract Assests	1,699.1	1,351.1
Financial Assets		
(i)Investments	4.2	0.0
(ii) Trade receivables	1,098.5	1,085.8
(iii) Cash and cash equivalents	357.9	56.6
(iv) Bank Balance & Other than above	152.7	129.9
(v) Loans	1,218.6	1,000.5
(vi) Other Financial Assets	26.2	86.9
Current Tax Assets (Net)	32.5	-
Other Current Assets	507.1	424.7
Assets Held for Sale	799.9	680.8
Total Assets	8,733.9	7,200.0

Equity & Liabilities (Rs. Crs.)	Mar'24	Mar'23
Total Equity	3,812.5	3,369.7
Share Capital	140.4	140.4
Other Equity	3,672.1	3,229.4
Non-Current Liabilities	745.4	667.6
Contract Liability	390.6	384.0
Financial Liabilities		
(i) Borrowings	196.6	116.7
(ii) Lease Liability	3.1	2.1
(iii) Trade Payable	106.6	120.3
Provisions	48.5	44.6
Deferred Tax Liabilities (Net)	0.0	0.0
Current Liabilities	4,176.0	3,160.6
Contract Liability	867.7	723.6
Financial Liabilities		
(i) Borrowings	1,246.0	921.8
(ii) Trade Payables	1,574.5	1,020.4
(iii) Financial Guarantee Liability	7.6	5.1
(iv) Lease Liability	3.4	2.6
(v) Other Financial Liabilities	34.9	59.7
Obligation towards Investor in Subsidiary	372.0	384.0
Current tax liabilities (net)	13.9	3.3
Provisions	13.5	21.5
Other current liabilities	42.4	18.6
Liabilities Held for Sale	0.0	2.1
Total Equity & Liabilities	8,733.9	7,200.0



Particulars (Rs. Crs.)	Q4 FY24	Q4 FY23	Y-o-Y	Q3 FY24	Q-o-Q	FY24	FY23	Y-o-Y
Revenue from Operations	3,051.9	2,448.4	25%	2,657.1	15%	9,798.5	8,100.5	21%
Other Income	86.0	29.5		41.8		206.8	134.6	
Total Revenue	3,137.9	2,478.0	27%	2,698.9	16%	10,005.3	8,235.1	21%
Operating Expenses	2,224.8	1,734.9		1,889.6		6,809.1	5,561.4	
Employee Cost	113.2	95.8		111.6		438.7	387.8	
Other Expenses	78.6	62.1		58.9		299.2	182.5	
EBITDA	721.3	585.2	23%	638.8	13%	2,458.3	2,103.4	17%
EBITDA Margin	23.0%	23.6%		23.7%		24.6%	25.5%	
Depreciation	68.0	86.7		103.2		366.6	341.1	
Finance Cost	333.8	287.7		337.2		1,310.4	1,103.8	
Share of Profit/ (Loss) from JV	-9.1	0.3		-9.6		-18.3	1.7	
Profit Before Tax Before Exceptional (Gain)/Expense	310.4	211.1	47%	188.9	64%	763.0	660.2	16%
Exceptional (Gain)/ Expense*	-106.9	72.0		0.0		-106.9	72.0	
Profit before Tax After Exceptional (Gain)/Expense	417.3	139.1	200%	188.9	121%	870.0	588.2	48%
Tax	163.0	183.8		90.1		348.7	215.3	
Profit After Tax	254.3	-44.7	NA	98.8	158%	521.2	372.9	40%
PAT Margin	8.1%	-1.8%		3.7%		5.2%	4.5%	

*1. FY24 a. Gain on account of sale of UEPL, b. Incremental liability under finance costs

*2. FY23 Obligations assumed by the Company which may be discharged through the sale/restructuring of certain identified assets



Assets (Rs. Crs.)	Mar'24	Mar'23
Non - Current Assets	8,093.5	7,957.0
Property Plant & Equipments	335.9	289.9
Capital Work In Progress	39.2	62.3
Investment Property	32.6	34.7
Intangible assets	6,312.9	6,599.6
Right of use asset	7.4	3.2
Contract Assets	409.2	0.0
Financial Assets		
(i) Investments Accounted using Equity Method	10.9	30.1
(ii) Investments	0.6	2.0
(iii) Trade receivables	329.6	157.5
(iv) Loans	4.3	4.3
(v) Other Financial Assets	147.8	83.2
Receivable under service concessions arrangement	167.2	407.5
Deferred Tax Assets	119.2	101.1
Other Non - Current Assets	91.4	63.8
Non Current Tax Assets (Net)	85.4	117.8
Current Assets	11,030.9	9,188.2
Inventories	698.5	560.5
Contract Assests	2,120.2	1,407.1
Financial Assets		
(i) Investments	100.6	0.0
(ii) Trade receivables	1,058.4	918.5
(iii) Cash and cash equivalentents	458.8	197.5
(iv) Bank Balance & Other than above	357.6	382.3
(v) Loans	17.3	12.6
(vi) Other Financial Assets	27.5	88.2
Receivable under service concessions arrangement	186.6	738.9
Other Current Assets	636.1	547.7
Assets Held for Sale	5,333.5	4,293.9
Total Assets	19,124.4	17,145.2

Equity & Liabilities (Rs. Crs.)	Mar'24	Mar'23
Total Equity	2,424.6	1,895.9
Share Capital	140.4	140.4
Other Equity	2,079.9	1,535.2
Non Controlling Interest	204.3	220.2
Non-Current Liabilities	7,596.1	7,408.9
Contract Liability	429.7	363.5
Financial Liabilities		
(i) Borrowings	3,789.8	3,859.9
(ii) Lease Liability	3.6	1.6
(iii) Trade Payable	106.6	120.3
(iv) Other financial liability	2,720.2	2,720.6
Provisions	363.2	230.4
Deferred Tax Liabilities (Net)	180.6	100.3
Other non-current liabilities	2.1	12.4
Current Liabilities	9,103.7	7,840.5
Contract Liability	980.7	749.0
Financial Liabilities		
(i) Borrowings	1,653.1	1,646.5
(ii) Trade Payables	1,573.3	1,068.6
(iii) Financial Guarantee Liability	0.0	0.0
(iv) Lease Liability	3.6	1.3
(v) Other Financial Liabilities	367.7	393.4
Obligation towards Investor in Subsidiary	1,526.0	1,272.0
Current tax liabilities (net)	19.3	6.4
Provisions	32.3	171.5
Other current liabilities	70.2	38.0
Liabilities held for sale	2,877.6	2,493.9
Total Equity & Liabilities	19,124.4	17,145.2

Standalone
Consolidated

Particulars (Rs. Crs.)	Mar'24	Mar'23	Mar'24	Mar'23
Profit Before Exceptional Items & Tax	575.5	773.3	870.3	588.2
Adjustments for: Non-Cash / Other Items	21.5	-247.9	768.3	1,378.4
Operating profit before working capital changes	597.0	525.4	1,638.5	1,966.6
Changes in working capital	-34.2	-313.7	-650.9	-1,301.5
Cash generated from operations	562.8	211.7	987.6	665.2
Direct taxes paid (net of refund)	-152.6	-138.9	-238.8	-172.9
Net Cash from Operating Activities	410.1	72.8	748.7	492.2
Net Cash from Investing Activities	-281.5	-390.9	233.6	-264.0
Net Cash from Financing Activities	172.7	335.9	-407.4	-311.2
Net Increase/(Decrease) in cash and cash equivalents	301.2	17.8	574.9	-129.6
Add: Cash & Cash equivalents at the beginning of the period	56.6	38.8	294.2	423.8
Cash & Cash equivalents at the end of the period	357.8	56.6	869.1	294.2

Company Overview





45+ YEARS of
experience in
construction industry



INR 11,000+ Crs.
Current Order Book**



10,000+ members
in Ashoka Family



14,000 LANE Kms.
of highway constructed



30,000 Villages
illuminated through Power
T&D projects



CRISIL RATINGS
AA-/STABLE Long Term
A1+ Short Term



5 Year CAGR
17% Revenue
16% EBITDA



0.38x Debt Equity
Ratio*
(Standalone)

Ashoka Buildcon Limited

Ashoka Concession Limited (ACL)

(ABL owning 66% Stake, Balance with SBI Macquarie)

HAM Projects

% Stake

	% Stake
Kharar Ludhiana	100%
Ranastalam Anandpuram	100%
Ankleshwar Manubar Expressway	100%
Mallasandra Karadi Road	100%
Karadi Banwara Road	100%
Belgaum Khanapur Road	100%
Khairatunda Barwa Adda Road	100%

BOT Projects

% Stake

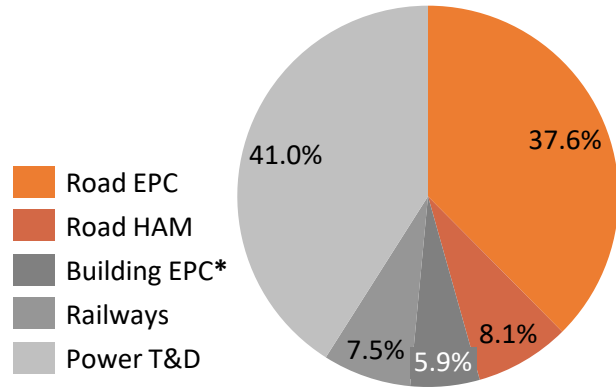
	% Stake
Belgaum Dharwad Road	100%
Dhankuni Kharagpur Road	100%
Sambalpur Baragarh Road	100%
Bhandara Maharashtra Road	100%
Durg Chattisgarh Road	100%
Jaora-Nayagaon Road	74%

ABL Own Projects

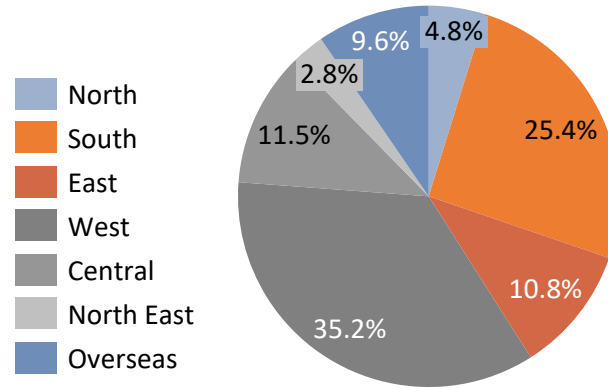
% Stake

	% Stake
Mudhol Nipani (BOT Annuity)	100%
Bagewadi Saundatti (BOT Annuity)	100%
Hungud Talikot (BOT Annuity)	100%
Kandi Ramsanpalle Road (HAM)	100%
Banwara Bettadahalli Road (HAM)	100%
Bettadahalli Shivamogga Road (HAM)	100%
Basawantpur Singnodi (HAM)	100%
Chennai ORR (BOT Annuity)	100%

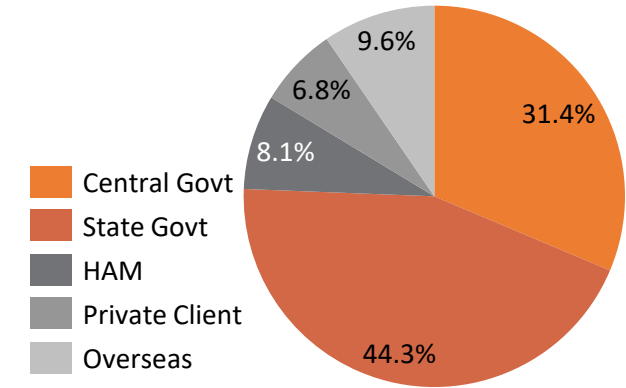
Segment Breakup



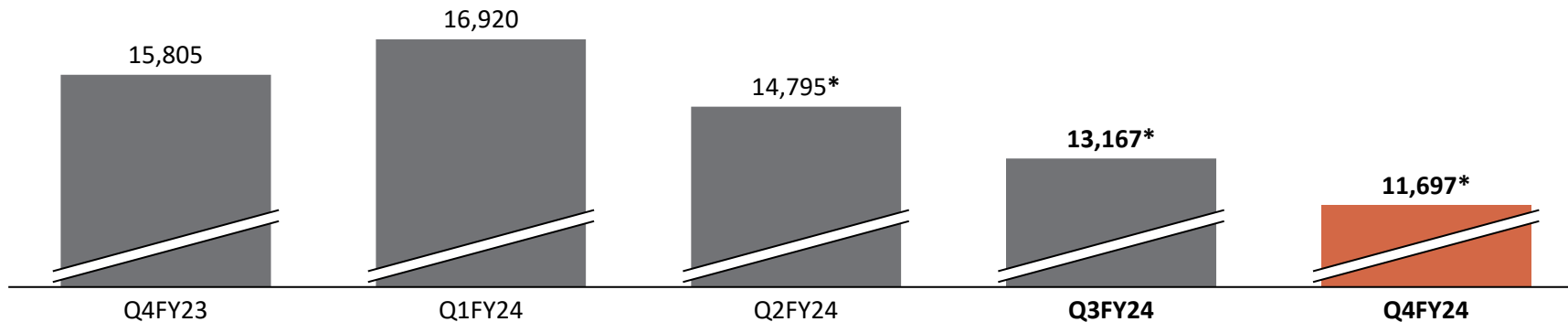
Region Breakup



Client Breakup



Order Book (Rs. Crs.)



* Financial tie up not yet closed for Maldives Project worth Rs 1,339 cr hence same is not included in order book

Segment			Rs. Crs.
Roads			5,336
HAM	Tumkur-Shivamoga IV, Karnataka	408	911
	Baswantpur to Singnodi	44	
	Tumkur-Shivamoga III, Karnataka	104	
	Tumkur - Shivamoga II, Karnataka	55	
	Tumkur - Shivamoga I, Karnataka	25	
	Khrar - Ludhiana, Punjab	14	
	Belgaum Khanapur	200	
	Others (HAM Projects)	59	
EPC	Panagarh to Palsit	90	4,426
	Banur - Kharar	396	
	Pararia to Mohania NH319, Bihar	25	
	Kwaram Taro, Assam	121	
	Khammam Cable Stay Bridge	144	
	Mopa Airport	36	
	Navi Mumbai International Airport	14	
	Belgaum Sankeshwar	416	
	Guyana	470	
	Others	15	
	Baraiyerhat-Heanko-Ramgarh Road, Bangladesh	502	
	Aroor Tharavoor	1,210	
	CIDCO-N Mumbai-MH	303	
	Bihar - Aurngbad-Chordaha	517	
	SPV Maintenance EPC Contracts	167	

Segment			Rs. Crs.
Other EPC Projects			6,361
Power T&D	Rajasthan	35	4,796
	Jammu & Kashmir	62	
	Uttar Pradesh	392	
	Madhya Pradesh	586	
	Bihar	366	
	Maharashtra	2,974	
	Assam	18	
	Benin	146	
	Chhattisgarh	130	
	Others/ Miscellaneous	86	
Railways	Jharkhand	95	877
	Gujarat	47	
	Punjab	65	
	Madhya Pradesh	175	
	Assam	167	
	Bihar	174	
	Karnataka	156	
	EPC - Buildings*		
TOTAL (As on 31st Mar'24)*			11,697

*Financial tie up not yet closed for Maldives Project worth Rs 1,339 cr, hence same is not included in order book

All figures in Rs Crs.

Projects (As on 31 st Mar 2024)	% Stake (ACL/ABL)	Status	As per Financial Closure					As per Actuals				
			TPC Est.	Grant Est.	Estimated Equity	PIM Contribution Est.	Estimated Debt	Grant Received	Equity Invested	PIM Received	Total Debt Drawn	No. of Annuity Received
Kharar-Ludhiana	100%	COD	1,450	640	160	50	600	602	157	69	568	8
Ranastalam-Anandpuram	100%	COD	1,040	475	110	40	415	469	105	53	391	7
Vadodara Kim	100%	COD	1,483	675	150	58	600	675	151	54	568	4
Khairatunda-Barwa Adda	100%	COD	712	344	71	26	270	374	72	41	254	4
Belgaum-Khanapur	100%	COD(P)	746	343	77	31	295	242	59	28	176	4
Tumkur-Shivamogga –II	100%	COD(P)	1,006	487	97	37	385	468	100	54	329	1
Tumkur-Shivamogga –I	100%	COD(P)	741	367	71	28	275	339	67	56	239	4
Kandi-Ramsanpalle	100%	COD(P)	725	400	69	21	235	400	69	56	211	2
Tumkur-Shivamogga –IV	100%	UC	1,127	553	88	56	430	306	81	70	199	-
Tumkur-Shivamogga –III	100%	COD(P)	755	414	60	31	250	385	72	50	184	-
Basawantpur Singnodi	100%	UC	1,082	509	144	39	390	408	79	23	262	-
TOTAL			10,867	5,207	1,097	417	4,145	4,668	1,012	553	3,380	

COD – Commercial Operational Date

COD (P) - Commercial Operational Date(Provisional)

UC - Under Construction

All figures in Rs Crs.

Projects (Rs. Crs.) (As on 31 st Mar 2024)	% Stake	State / Client	Lane / Lanes Kms	Type	Signing Date	Concession Period	Contract Ending Date	Grant/ Premium	Debt as on 31 st Mar 2024
ACL Projects									
Belgaum Dharwad	100%	KN / NHAI	6 / 454.05	BOT (Toll), DBFOT	29-Jun-10	30 yrs	27-May-41	Premium of Rs. Rs. 31 Cr from Appointed Date with 5% increment pa	396
Dhankuni Karagpur	100%	WB / NHAI	6 / 668.40	BOT (Toll), DBFOT	20-Jun-11	25 yrs	31-Mar-37	Premium of Rs. Rs. 126 Cr from Appointed Date with 5% increment pa	1,069
Bhandara	100%	MH / NHAI	4 / 320	BOT	18-Sept-07	20 yrs	15-Mar-28	Capital grant: Rs. 10 Cr	109
Durg	100%	CH / NHAI	4 / 330.4	BOT	23-Jan-08	20 yrs	19-Mar-29	Negative Grant: Rs. 1 Cr in 13 th year of Concession Period	141
Jaora – Nayagaon	74%	MP / MPRDC	4 / 511.24	BOT	20-Aug-07	25 yrs	27-Oct-33	Premium of Rs. Rs. 15.4 Cr from SPCOD with 5% increment pa	90
Sambhalpur Bargarh	100%	OR / NHAI	4 / 352.8	BOT (Toll), DBFOT	29-Jun-10	30 yrs	13-Nov-41	Premium of Rs. Rs. 1.3 Cr from Appointed Date with 5% increment pa	693

Projects (Rs. Crs.)	Q4 FY24	Q4 FY23	Y-o-Y	FY24	FY23	Y-o-Y
ACL Projects						
Belgaum Dharwad	34.4	35.8	-3.8%	137.8	135.0	2.1%
Dhankuni Karagpur	136.7	121.9	12.1%	515.4	466.8	10.4%
Bhandara	31.1	27.9	11.4%	115.3	97.9	17.8%
Durg	36.4	32.2	13.1%	134.4	112.4	19.5%
Jaora – Nayagaon	58.4	54.3	7.5%	226.6	207.1	9.4%
Sambalpur Bargarh	31.9	27.3	16.7%	117.9	97.8	20.5%
Sub Total	328.9	299.5	9.8%	1,247.4	1,117.1	11.7%

ACL Projects

Company	Project	Period	FY20	FY21	FY22	FY23	FY24	% Rise
Ashoka Belgaum Dharwad Tollway Ltd.	Belgaum Dharwad Project	Q1	23.7	11.8	18.9	33.9	35.2	3.8%
		Q2	21.3	20.1	25.1	31.3	32.7	4.4%
		Q3	23.4	27.7	29.8	34.0	35.5	4.5%
		Q4	22.6	29.3	30.5	35.8	34.4	-3.8%
			91.0	88.9	104.3	135.0	137.8	2.1%
Ashoka Dhankuni Karagpur Tollway Ltd.	Dhankuni Karagpur Project	Q1	90.5	53.6	84.9	117.4	126.7	7.9%
		Q2	91.5	93.3	97.1	111.6	122.0	9.3%
		Q3	90.7	107.0	104.3	115.8	130.0	12.2%
		Q4	87.9	104.3	107.3	121.9	136.7	12.1%
			360.5	358.2	393.6	466.8	515.4	10.4%
Ashoka Highways (Bhandara) Ltd.	Bhandara Project	Q1	17.4	11.7	16.8	22.3	27.6	24.2%
		Q2	16.8	17.9	20.1	22.2	26.6	20.0%
		Q3	18.0	21.4	20.9	25.6	30.0	17.3%
		Q4	18.2	21.7	22.3	27.9	31.1	11.4%
			70.5	72.7	80.1	97.9	115.3	17.8%
Ashoka Highways (Durg) Ltd.	Durg Project	Q1	19.8	13.1	19.3	25.2	31.6	25.5%
		Q2	19.0	19.7	23.0	25.7	31.3	22.0%
		Q3	20.0	23.7	23.9	29.4	35.1	19.3%
		Q4	20.1	24.3	25.5	32.2	36.4	13.1%
			78.9	80.7	91.6	112.4	134.4	19.5%

ACL Projects

Company	Project	Period	FY20	FY21	FY22	FY23	FY24	% Rise
Jaora - Nayagaon Toll Road Company Pvt Ltd.	Jaora – Nayagaon Road Project	Q1	46.0	22.5	36.8	49.1	57.5	17.2%
		Q2	43.2	42.4	45.2	51.2	56.3	10.0%
		Q3	43.9	44.9	43.7	52.4	54.4	3.7%
		Q4	42.4	45.5	46.7	54.3	58.4	7.5%
			175.4	155.4	172.5	207.1	226.6	9.4%
Ashoka Sambalpur Bargarh Tollway Ltd	Sambalpur Bargarh Project	Q1	17.1	10.7	17.3	24.0	28.4	18.7%
		Q2	16.6	17.0	17.9	21.8	28.1	28.9%
		Q3	16.4	19.1	19.5	24.7	29.4	19.2%
		Q4	17.3	20.5	20.8	27.3	31.9	16.7%
			67.4	67.3	75.5	97.8	117.9	20.5%



Mr. Ashok Katariya
Chairman

- In 1976, Mr. Katariya laid the foundation of the Company. A Gold medalist from College of Engineering Pune. A visionary, a leader, and a determined individual
- He is recipient of Lifetime Achievement award from the Association of Consulting Civil Engineers and Civil Engineer of the year 2017 by Institute of Engineers (India)



Mr. Satish Parakh
Managing Director

- Mr. Parakh's association with Ashoka Group begin in 1982
- Under his leadership company has consolidated its position amongst the leading highway developers in the country
- He has spearheaded the company's diversification in Power (EPC) projects



Mr. Sanjay Londhe
Whole Time Director

- Mr. Londhe heads the execution of projects from their design stage to final commencement
- He possesses experience of more than 37 years
- He is the Member of National Safety Council's Governing body and CII National Committee on Roads & Highways (2023-24)



Mr. Ashish A. Kataria
Whole Time Director

- Mr. Ashish A. Kataria is MBA with Civil Engineering background
- Possesses an experience of more than 18 years. Involved in the successful completion of various Road Projects of ASHOKA
- Whole time Director of Ashoka Concessions Limited (ACL)



Mr. Paresh Mehta
Chief Financial Officer

- Mr. Mehta heads Finance, Taxation and Accounting divisions of the group
- He is a Chartered Accountant with more than 33 years of experience across various corporates and sectors
- He has been associated with Ashoka Buildcon group for more than 30 years



Mr. Ashok Katariya

Chairman



Mr. Satish Parakh

Managing Director



Mr. Sanjay Londhe

Whole Time Director



Mr. Ashish Kataria

Whole Time Director



Mr. Mario Nazareth

Independent Director



Mr. Nikhilesh Panchal

Independent Director



Mr. Mahendra Mehta

Independent Director



Ms. Shilpa Hiran

Independent Director

MOPA AIRPORT LINK ROAD – GOA
Project Length : 6.58 km with elevated portion of 4.4 km

- A new airport for Goa has been built near village Mopa. At present the connectivity to the airport is through existing village road. However, being an international airport, a separate dedicated corridor is needed for direct connectivity
- Ashoka Buildcon has been entrusted with the responsibility to construct this corridor by the PWD (NH), Govt of Goa on behalf MoRTH, Govt of India



The elevated corridor consists of numerous piers that reach height of up to 40 meters.





One of India's Longest 6 Lane Flyovers in Kerala (12.752 Kms)

- The elevated flyover being constructed by Ashoka runs between Aroor and Thuravoor.
- It is positioned above the existing NH 66


India's First 8 Lane Extra Dosed Cable Stayed Bridge Built in 33 Months

- Despite flood situations in 2 consecutive years and the pandemic, team Ashoka completed this prestigious 8 lanes bridge across Narmada river in Gujarat in Record time of 33 months



Bundelkhand Expressway : 3 Construction records set

- This prestigious project by UPEIDA was completed ahead of scheduled by team Ashoka and three records were set during the construction
- These include non-stop laying of 12,765 tonnes of DBM in 64 hours, non-stop laying of 19,756 tonnes of Bituminous concrete in 96 hours and completion of 13 concrete deck slabs in 46 days



....and many more



Most Admired Company in Infrastructure Sector Award to ASHOKA BUILDCON LIMITED by the TIMES GROUP

Ashoka Buildcon has yet again taken center stage as it bags this prestigious award. The Award was handed over by Hon'ble Minister of Roads, Transport & Highways(GoI) and was received by Mr Satish Parakh (Managing Director) & Mr Ashish Katariya (Director), Ashoka Buildcon Limited

**Construction Times Awards 2023
Best Executed Bridge Project Award**

**Achievement of Safety Health and Environment
(Panagrah Palashit Road Project)**



CIA Construction & Infrastructure Awards

Best Company in Bridges for Excellence in Construction of Superstructures

Safe-Tech Award

Employee Training campaign Award to Panagarh Palshit Road Project, Kolkata for implementation of safety trainings program at project



Corp Comm Vision and Innovation Awards

Excellence in building people connect through a Social Cause including nationwide road safety awareness programs



Ashoka Buildcon Ltd.

THANK YOU

Company: Ashoka Buildcon Limited

CIN: L45200MH1993PLC071970



Mr. Paresh Mehta (CFO)

paresh.mehta@ashokabuildcon.com

Tel: 0253 - 6633705

Investor Relations: Strategic Growth Advisors (SGA)

CIN: U74140MH2010PTC204285

SGA Strategic Growth Advisors

Mr. Jigar Kavaia / Mr. Harsh Shah

Jigar.kavaia@sgapl.net / harsh.shah@sgapl.net

Tel: +91 99206 02034 / +91 97689 74808