



KEI INDUSTRIES LIMITED



CORPORATE PRESENTATION

DEC, 2024



Contents

- Company Overview
- Company Strengths
- Growth Strategy
- Industry Prospects
- Brand Recognition
- Key Financials
- ESG
- CSR
- Shareholding Pattern





**Company
Overview**

- One of the leading manufacturers of cables and wires with a wide product portfolio spread across EHV, HT and LT Power Cables, House Wire, Stainless Steel Wire
- Forward integrated into EPC services for Power, Distribution, Transmission and sub-station projects
- FY24 Revenue: INR 81,041 Mn., EBITDA: INR 8,862 Mn. (10.94% margin)

8
Manufacturing
Plants across
Rajasthan, D&NH

INR 38,828 Mn
Healthy Order Book¹

2,000+
Institutional
Customers¹

2,050+
Dealers /
Distributors¹

R&D
facility with NABL
accredited labs

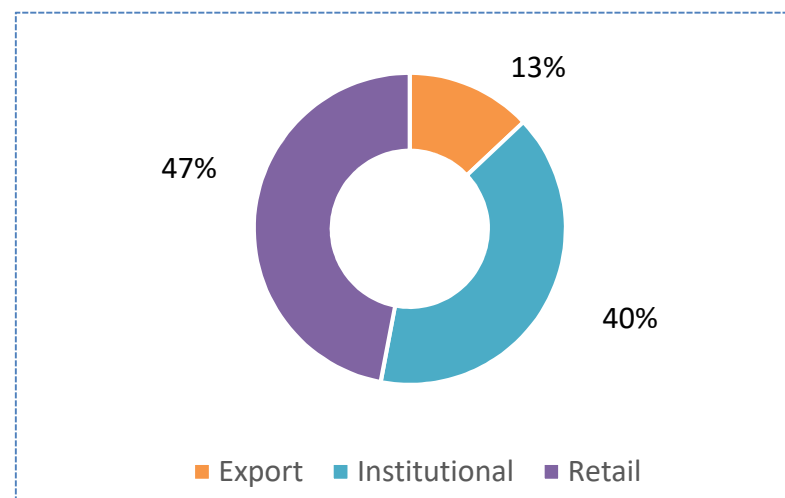
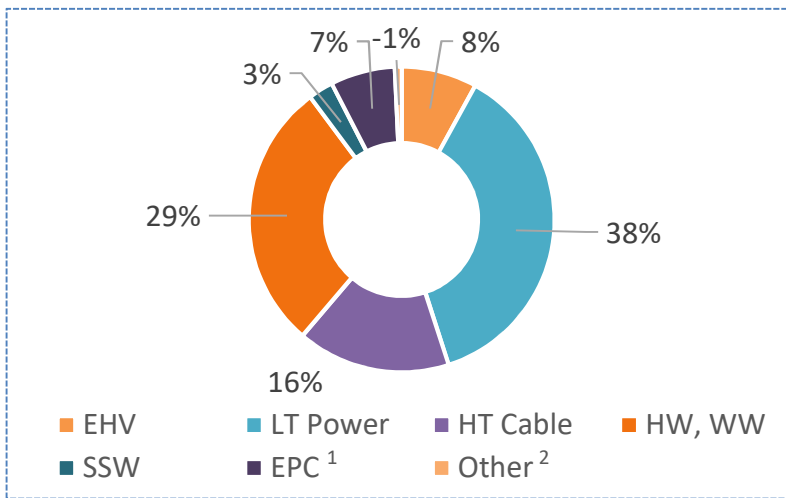
2,000+
Employees¹

Proven Track Record
3Y CAGR
Revenue - 19%
PAT - 24%

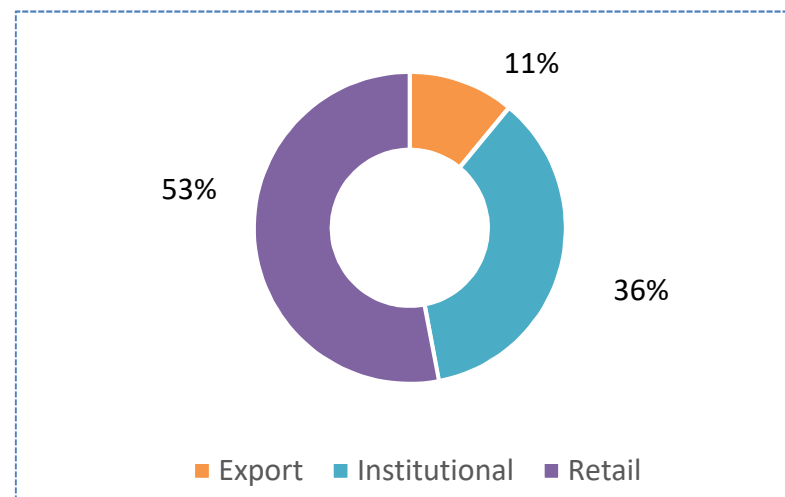
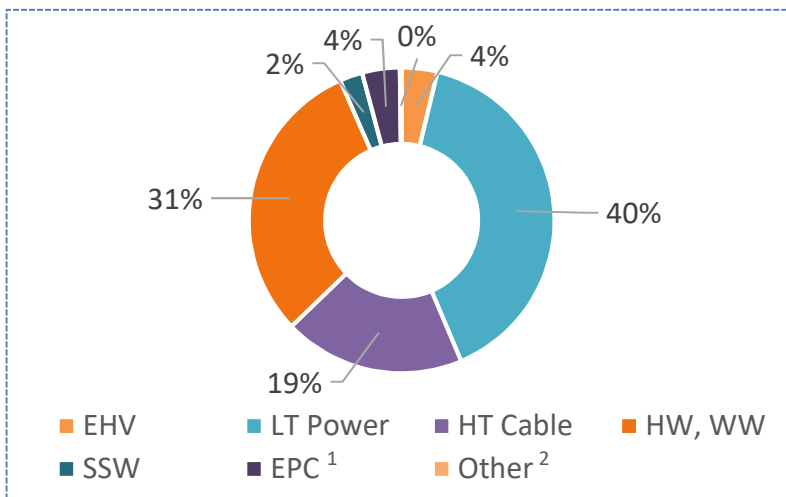
Experienced
Management Team

Revenue Split by Product and Customer / Channel

FY24

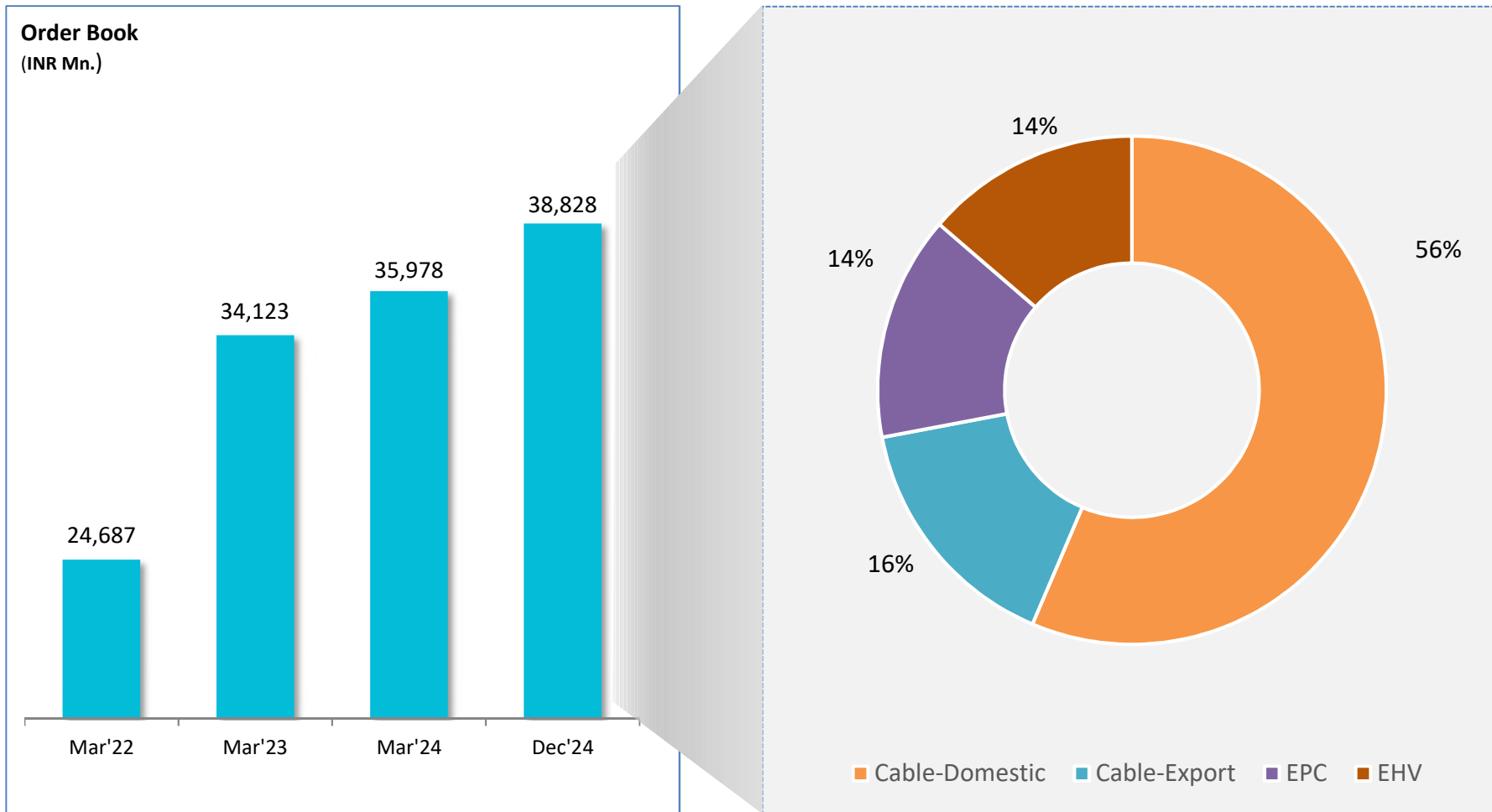


9M FY25



Note: EHV: Extra High Voltage; LT: Low Tension; HT: High Tension; HW: House Wire; WW: Winding Wire; SSW: Stainless Steel Wire
1. EPC other than cable; 2. Scrap and trading sales net of Ind AS adjustment

Healthy and growing order book of INR 38,828 Mn (as of 31st Dec, 2024)



Note: EHV: Extra High Voltage

**Company
Strengths**





- 1 Well diversified across multiple dimensions**
Wide basket of products used across multiple industries
Low customer concentration
- 2 Strategically located manufacturing facilities and Strong R&D capabilities**
Manufacturing facilities across 8 locations
Strong R&D focus helps in new product development and customized solutions
- 3 Strong retail presence with a well entrenched distribution network and branding**
Strong pan-India distribution network with an increasing focus on retail segment
Healthy brand visibility – TV advertising, IPL sponsorship, customer loyalty
- 4 Growing exports presence**
Presence in 60+ countries with offices in 4 countries
Exports provide natural hedge on forex (given we also import raw materials)
- 5 Strong Financial performance**
Strong growth and return ratios with comfortable debt profile
Increased focus on exports and retail to improve profitability & working capital

Wide product basket comprising:

- Extra-High Voltage Cables up to 400 KV
- High & Medium Voltage Cables
- Control & Instrumentation Cables
- Specialty Cables
- Submersible Cables
- Rubber Cables
- Solar Cables
- ESP Cables
- PVC/Poly Wrapped Winding Wires
- Flexible & House Wires
- MVCC Cables
- Stainless Steel Wires
- Fire Survival/ Resistant Cables
- EV Cables
- EPC Projects


Helping the company serve a wide range of sectors such as power, oil refineries, railways, automobiles, cement, steel, fertilizers, textile and real estate, among others



**EHV Cables
(Up to 400kV)**




**High Tension
Cables**




**Low Tension
Cables**



**Control
Cables**



**Instrumentation
Cables**




**Marine & Offshore
Cable**




Solar Cables



Rubber Cables



Flat Cables



EV Cables




**Single Core / Multicore
Flexible Cables**




**Fire Survival/
Resistant Cables**



ESP Cables



**Communication
Cables**



**Thermocouple
Cables**



MVCC Cables



**Winding Wires
(WW)**



House Wires (HW)



**Stainless Steel
Wires (SSW)**

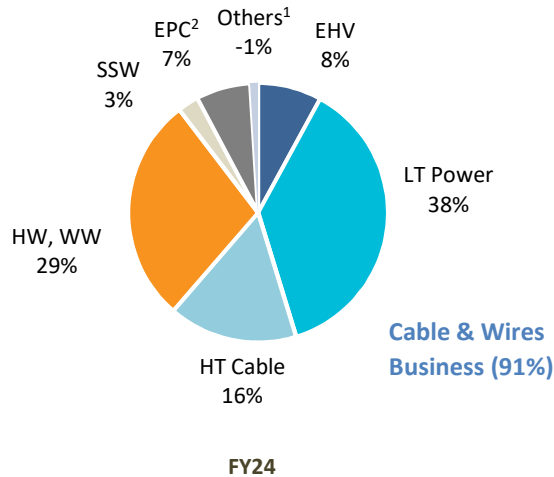


EPC Services

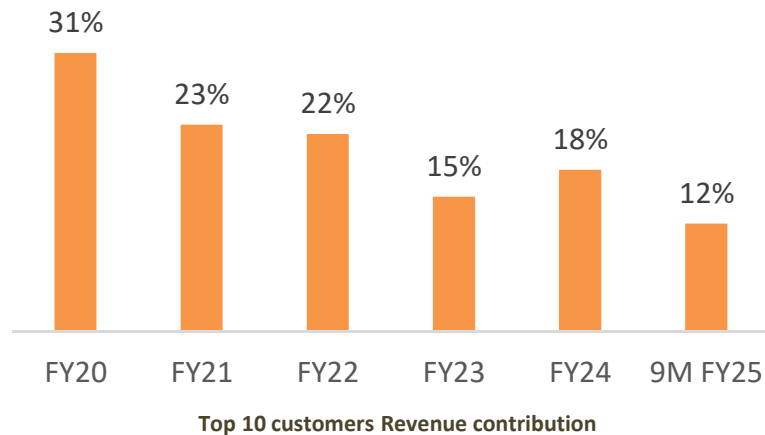
WIDEST RANGE OF WIRES AND CABLES FROM 1.1KV UP TO 400KV

...Well Diversified Across Multiple Dimensions


Wide Product Basket...



...Coupled with low customer concentration



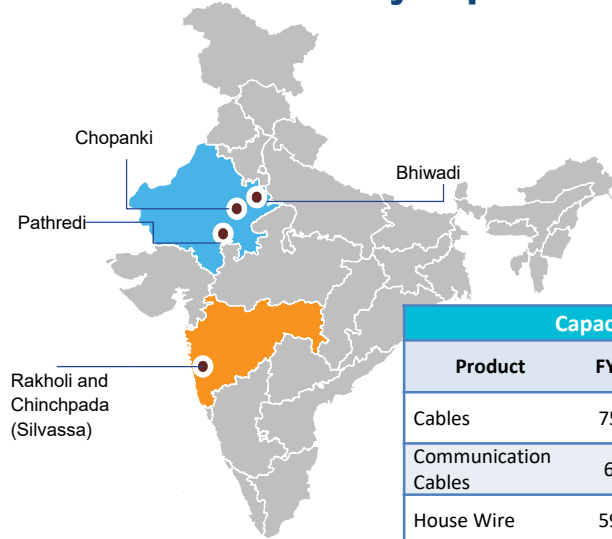
...With applications across Industries



- KEI is diversified across products and industries
- Limited customer concentration with top 10 customers accounting for 18% of sales in FY24 and 12% in 9M FY25
- Diversification helps in de-risking

Strategically Located Manufacturing Facilities & Strong R&D Capabilities

Plant Locations and Key Capacities



Capacity Utilization				
Product	FY22	FY23	FY24	9M FY25
Cables	75%	86%	92%	85%
Communication Cables	6%	29%	38%	36%
House Wire	59%	80%	71%	70%
Stainless Steel Wire	84%	87%	90%	91%

Products	Bhiwadi	Rakholi	Chopanki	Pathredi-1	Pathredi-2	Chinchpada
EHV	✓		✓			
HT Power Cable	✓		✓	✓	✓	
LT Power Cable	✓	✓	✓	✓	✓	✓
Control Cable	✓	✓		✓		✓
Instrumentation/Communication Cable	✓			✓		✓
Rubber cable	✓					
House Wire/ Winding Wire	✓	✓				✓
Stainless Steel Wire	✓					

Plant Location	Start Date	Capacity (As of 31 st Dec, 24)
Bhiwadi	1996	<ul style="list-style-type: none"> Cable – 64,200 Kms House Wire/WW – 2,46,000 Kms Stainless Steel Wire – 9,000 MT
Rakholi	2002	<ul style="list-style-type: none"> Cable – 34,800 Kms House Wire – 696,000 Kms
Chopanki	2007	<ul style="list-style-type: none"> Cable – 4,900 Kms
Pathredi-1	2018	<ul style="list-style-type: none"> Cable – 21,000 Kms
Pathredi-2	2024	<ul style="list-style-type: none"> Cable – 13,000 Kms
Chinchpada	2019	<ul style="list-style-type: none"> House Wire – 14,22,000 Kms Cable – 55,800 Kms Communication cable – 28,800 Kms

Strong R&D capabilities

- R&D facility with in-house lab accredited by NABL
- Customized solutions for customers
- Continuous focus on development of new products
- Niche product offerings
- Focus on developing specialty products

...Strategically Located Manufacturing Facilities & Strong R&D Capabilities



Pathredi Plant



Bhiwadi Plant



Chopanki Plant



Silvassa Plant



Chinchpada Plant

Adherence to the most stringent quality standards

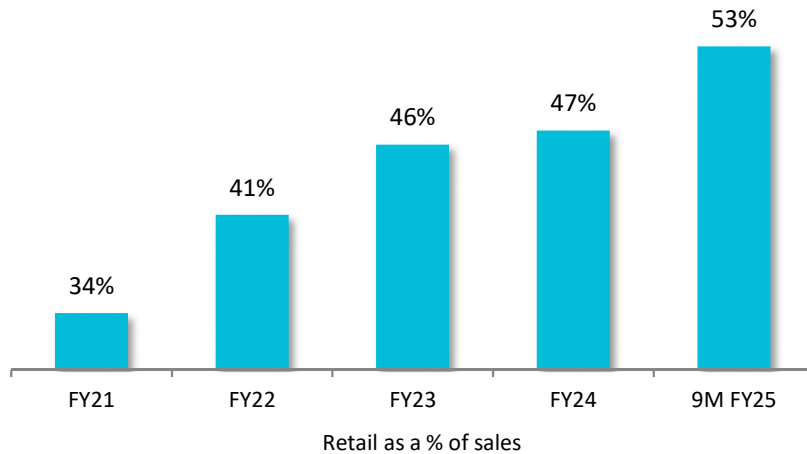
Our products are tested by KEMA (The Netherlands), TUV (Rheinland), SGS, IRS, ABS, CEIL, BRE (UK), LLOYDS REGISTER, BVQI, DNV, CPRI, ERDA, EIL, PDIL, MECON, NTPC, NPCIL, TUV India, RINA, PGCIL, TPL, DQAN, EQM, UL, RDSO, CE regulatory, UKCA regulatory

Pre-qualification credentials

Sound technical capabilities and country specific approvals to meet stringent customer requirements

Strong Presence in Retail Segment with a Well Entrenched Distribution Network

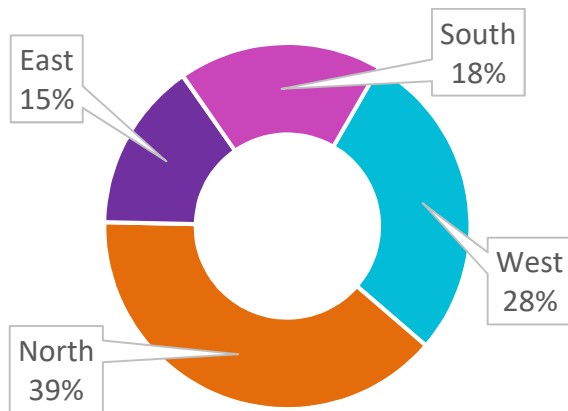
Increasing focus on retail...



...With strong distribution network...

	# of Dealers / Distributors ¹	# of Marketing Offices ¹
North	738	9
South	403	7
East	486	6
West	433	14

...Leading to pan-India retail presence²

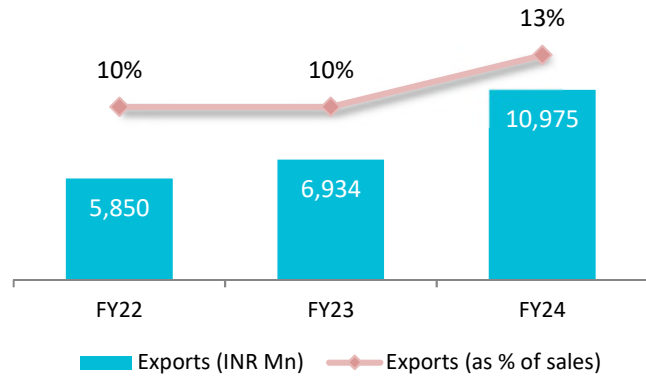


- Strong distribution network covering metros and Tier 1 / 2 cities
- 25 depots across India¹
- 36 marketing offices across the country and 4 overseas offices in UAE, South Africa, Nepal and Gambia¹
- Focused on marketing through various brand promotion activities via multiple communication channels including TV Advertising and IPL Sponsorship
- Super Brand Status from 2011-16 and 2019-23

1. As of 31st December, 2024; 2. Split of retail sales for 9M FY25

Growing Exports Presence

Export Sales in the last 3 years



- Exports accounted for 13% of sales in FY24
- Exports provide natural hedge on forex as the company also imports raw materials
- Healthy order book for exports of INR 7,842 Mn. (including EPC) as of 31st Dec, 2024

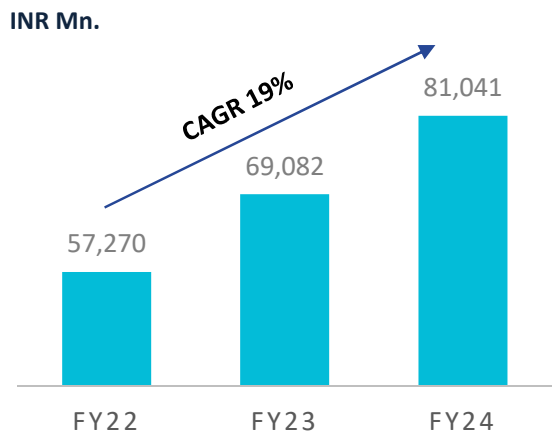
Presence across over 60 countries with offices in 4 countries



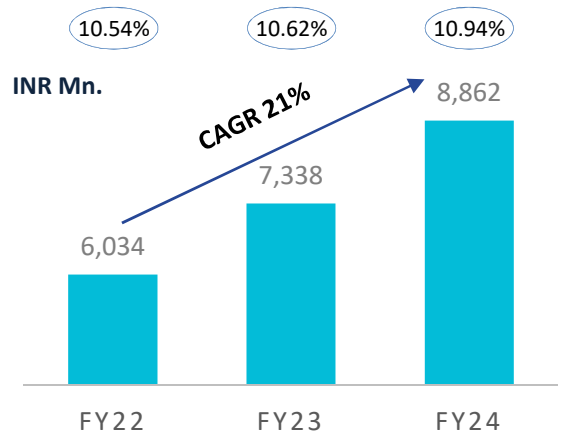
Strong Financial Performance

% margin

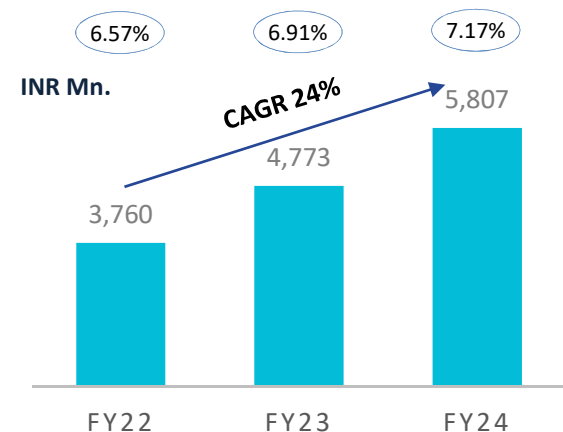
Robust Revenue Growth...



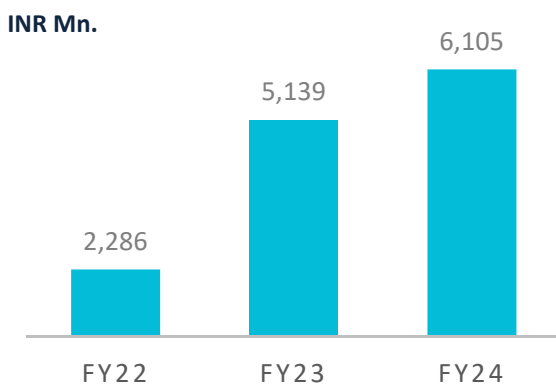
...with stable EBITDA Margins...



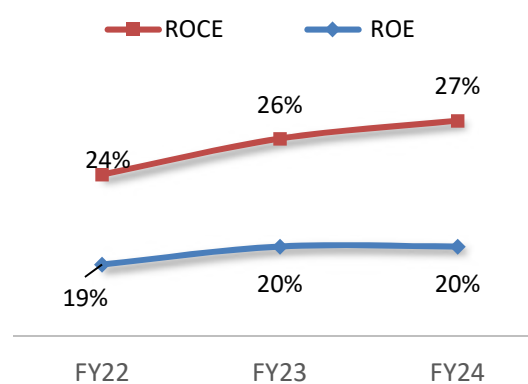
...and strong PAT Growth



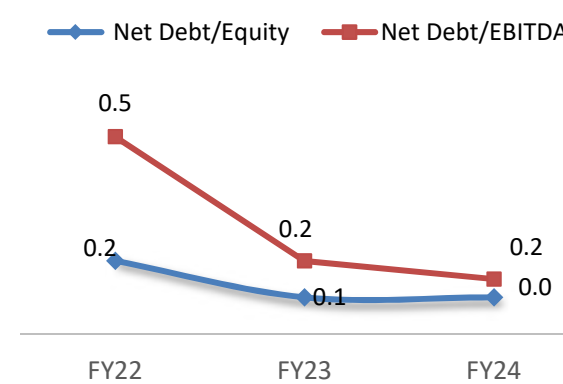
Cash Flow¹



Robust Return Ratios²



Comfortable Debt Profile



Healthy Order Book to achieve Turnover and Profitability

Insurance of Receivables to Mitigate risk

Track record of Consistent Debt Servicing

Credit rating³: AA+ (stable) Long term and A1+ Short term

1. Net Cash from Operating Activities; 2. Average basis; 3. CARE credit ratings

Experienced Management Team

Mrs. Archana Gupta
Non-Executive
Director



Mr. Rajeev Gupta
Executive Director
(Finance) & CFO



Mr. Lalit Sharma
Chief Operating
Officer



Mr. Dilip Barnwal
Vice President -
Operations (Silvassa Plants)



Mr. Daya Nand Sharma
Vice President -
Operations (Sanand Plants)



Mr. Kali Charan Sharma
Sr. Vice President -
Operations (Bhiwadi Plants)



Mr. Anil Gupta
Chairman-cum-Managing Director



Mr. Akshit Diviaj Gupta
Whole Time Director



Mr. Manoj Kakkar
Executive Director -
Sales & Marketing



Mr. Kishore Kunal
Vice President
(Corporate Finance)
& Company Secretary



Mr. Adarsh Kumar Jain
Vice President
(Finance)



**Growth
Strategy**

Expand Distribution Network

Increase penetration by expanding distribution network

Grow Retail Business

Continued focus to increase share of retail business

Scale up Exports

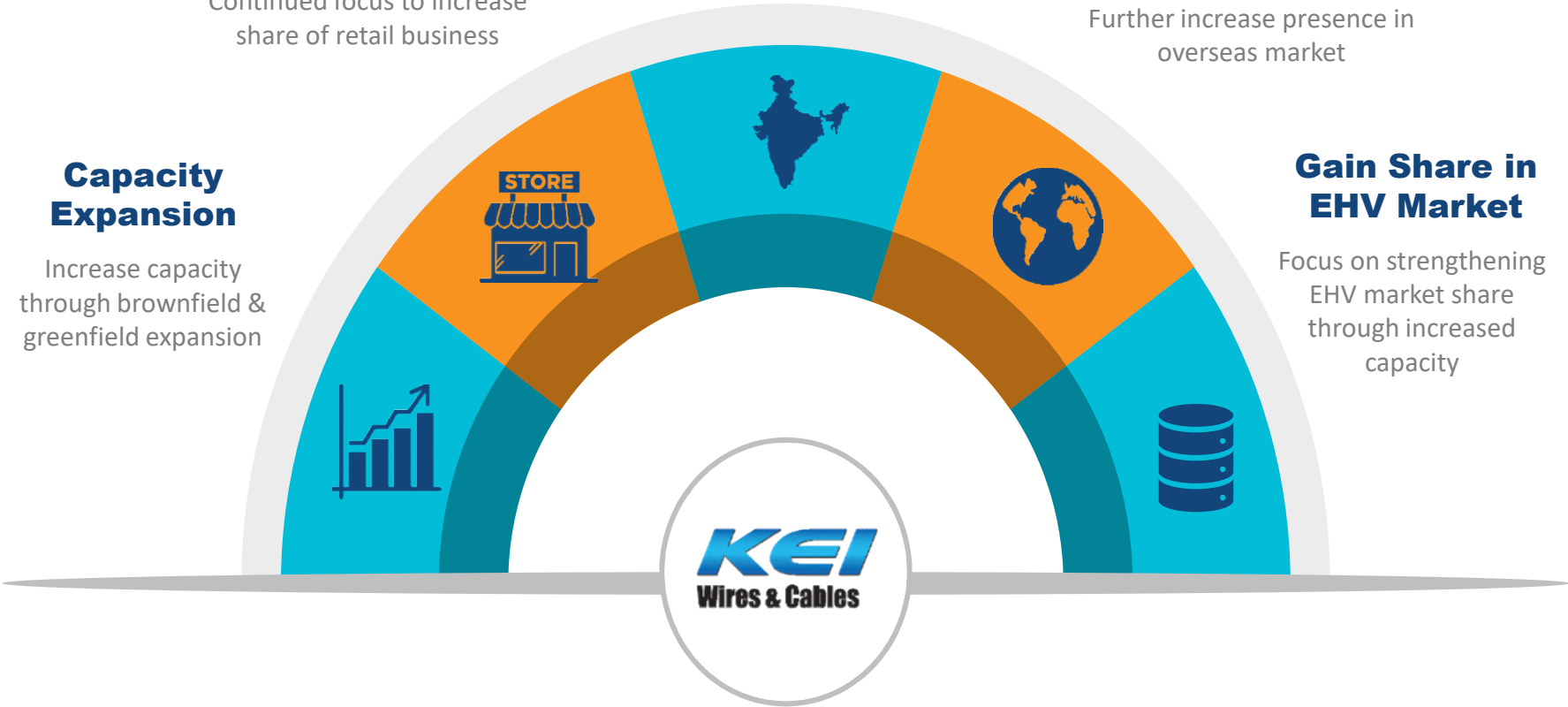
Further increase presence in overseas market

Capacity Expansion

Increase capacity through brownfield & greenfield expansion

Gain Share in EHV Market

Focus on strengthening EHV market share through increased capacity

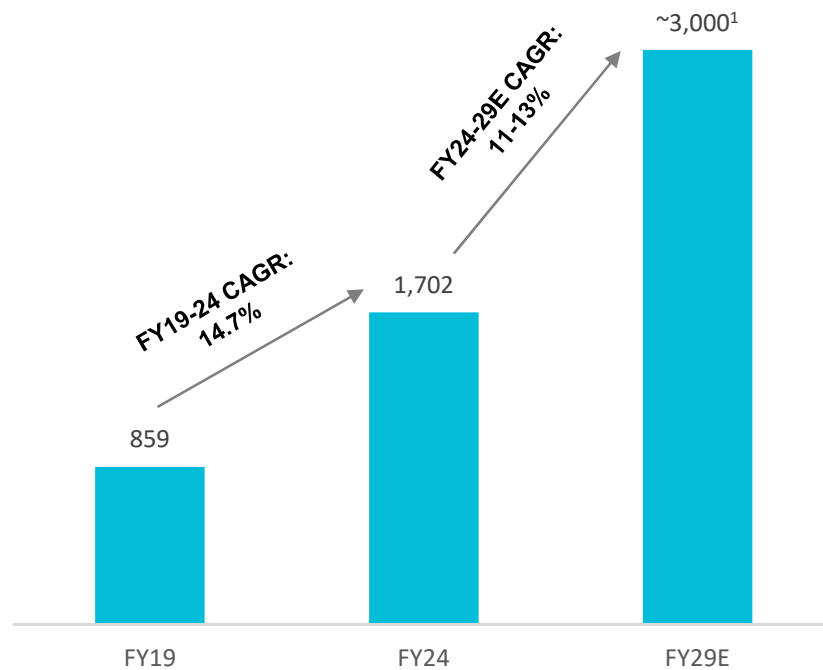




**Industry
prospects**

India Wires & Cables Market to Grow at 11-13% CAGR Between FY24-29E

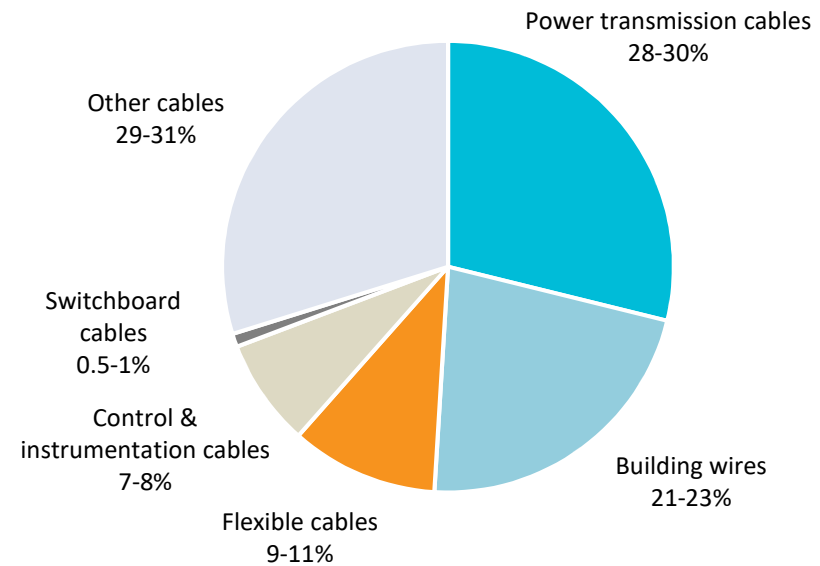
(INR Bn)



- Share of exports in overall wires & cables market has increased from 5% in FY19 to 10% in FY24
- Export market is expected to further grow at 10-11% CAGR between FY24-29E

Power Transmission Cables and Building Wires Contribute to ~50% of the Market

Segment wise split of cables and wires market (FY24)

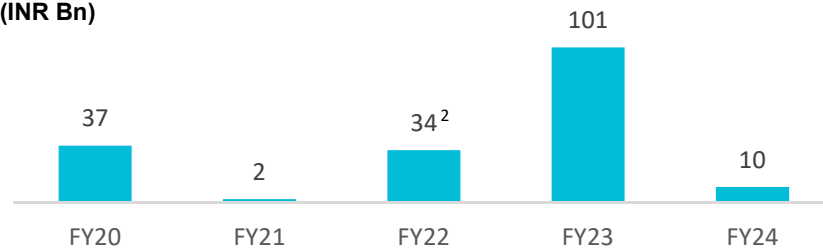


- High share of power transmission cables owing to favourable government initiatives in power segment e.g. rural electrification schemes, railway electrification, etc.
- Increasing construction spend in building segments coupled with growing FMEG industry is contributing to the demand of building wires

Key Growth Initiatives for Cables and Wire Industry

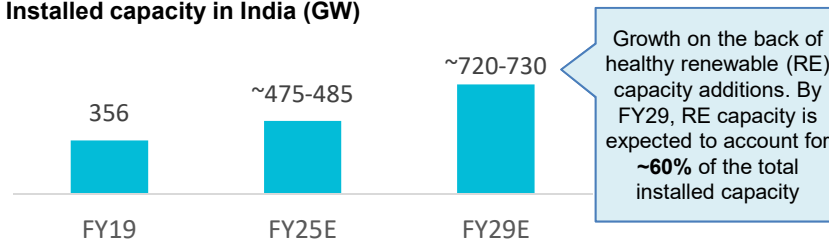
- Favorable govt. power distribution schemes with cumulative investments of ~INR184 Bn between FY20-24¹ primarily on system strengthening and renewable energy

(INR Bn)



- Multiple steps to address key issues in the power sector such as resolution of supply bottlenecks and stressed assets:
 - ✓ Policies aimed at alleviating stress on account of non-availability of domestic coal (e.g. 2017-SHAKTI)
 - ✓ Developments in transmission and distribution segment, and reforms (e.g. INR 3 trillion RDSS scheme, LPS scheme etc.)
- Entry of private players in transmission & distribution space
- Capacity additions in India in the power generation segment


Installed capacity in India (GW)



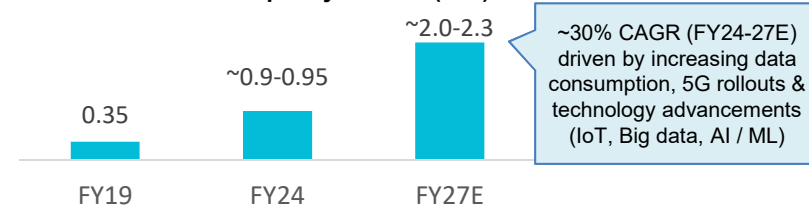
- Shift to renewable energy sources, including wind and hydro energy are expected to drive demand of specialty cables

- Growing demand of cables and wires from building and construction sector – Growing demand of residential and commercial spaces and emergence of data centres and cloud computing represent key growth drivers

Total construction spends in building segment

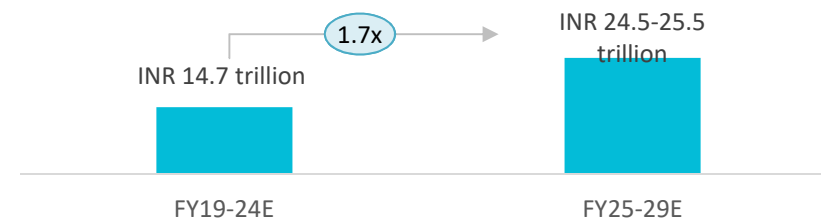


Data centre – installed capacity in India (GW)



- Investments in power sector expected to increase led by renewable capacity additions (across solar, wind, hybrid, and other renewable sources, hydro, PSP, battery storage etc.)

Overall investments in Indian power sector

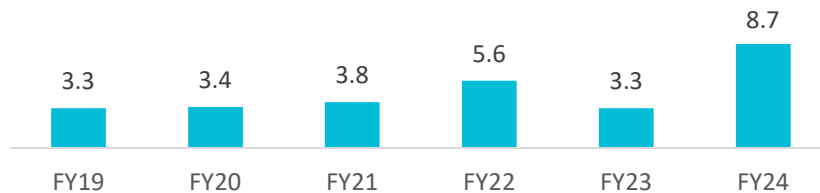


Key Growth Initiatives for Cables and Wire Industry (cont'd)

- Renewable energy capacity expansion underscores the need for integrating storage elements:
 - ✓ Pumped hydro (also known as pumped storage plants or PSP) capacity additions of 8.5-9.5 GW over FY25-29E
 - ✓ Battery energy storage system (BESS) (aimed at storing renewable energy during off-peak hours of power demand to support peak supply), expected to add another 23-24 GW of capacity over FY25-29E, will further drive demand for cables and conductors

- Increased multilateral investments in power transmission projects

World Bank commitments in the segment (\$Bn)



- GEC (Green Energy Corridor), dedicated infrastructure created to transmit power from renewable energy (RE) sources in states with high RE potential to drive growth at high voltage level
- Power sector to witness incremental power demand from railway electrification

Based on running track	FY20	FY21	FY22	FY23
Railway electrification	68%	74%	80%	87%

- Transition to electric vehicles (EV) to increase the demand for charging infrastructure which will in turn drive demand for cables and conductors

EV penetration in overall automobile segment



- ISTS network expansion to drive growth for transmission line and transformation capacity

- ✓ Network expansion to entail an investment of INR 2.9 trillion over FY25-29E

- T&D losses have been on a declining trajectory (from 20.7% in FY19 to 12.5-13.0% in FY25E), to reduce further led by a host of infrastructural measures

- ✓ Reduction of T&D losses to require upgrade of the transmission and distribution infrastructure, which in turn will boost the demand of conductors and cables

- Increased transmission line additions – total length of domestic transmission lines rose from 413K circuit kilometers (ckm) in FY19 to 486K ckm in FY24¹

- ✓ Robust generation capacity additions and government's focus on 100% rural electrification through last mile connectivity has led to extensive expansion of the transmission and distribution system



Strengthening Brand Recognition



Partner



2009-2012



2013-2015



Wires & Cables Specialist



Jode Dilon Ke Taar



2016-2017



2019-2020



Har Tension Sahe Chalti Rahe



IPL Sponsorship from FY 17 to FY 24

Highlights of Sports Sponsorship Activities

Title Sponsorship of Real Kabaddi League



On ground Activations

Tamil Thalaivas- Pro Kabaddi League



Jersey Sponsorships

Patna Pirates- Pro Kabaddi League



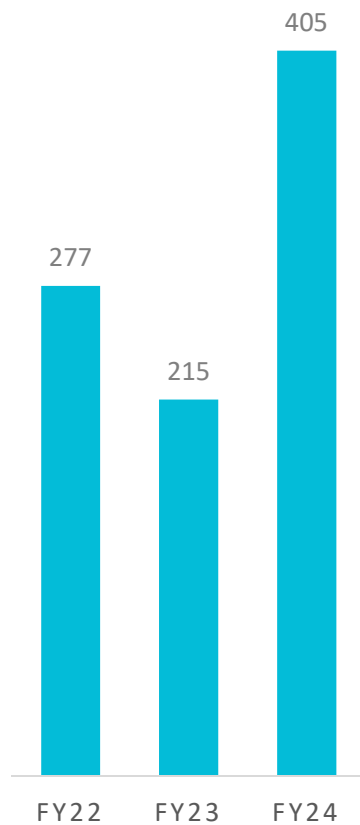
Jersey Sponsorships

Highlights of IPL Sponsorship Activities

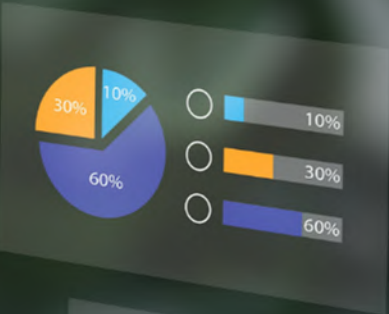


Multi-pronged Approach to Further Strengthen Brand Positioning

Advertisement & Publicity expenses (INR Mn.)



- Association with Rajasthan Royals in past and amplification via digital presence
- Meeting with channel partners
- New IT app for connecting dealers, distributors, retailers and electricians
- TV advertisement
- Extensive retail branding around major festivals
- Inside metro station branding with Kolkata Metro
- Extensive participation in events & exhibitions (domestic & international)
- Train branding at Shiv Shakti Express
- Marked presence through outdoor campaigns



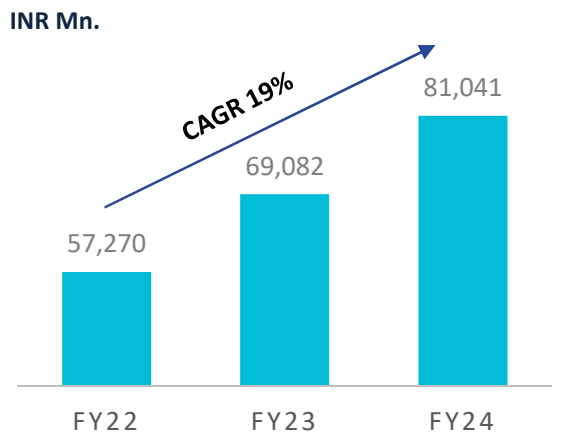
**Key
Financials**



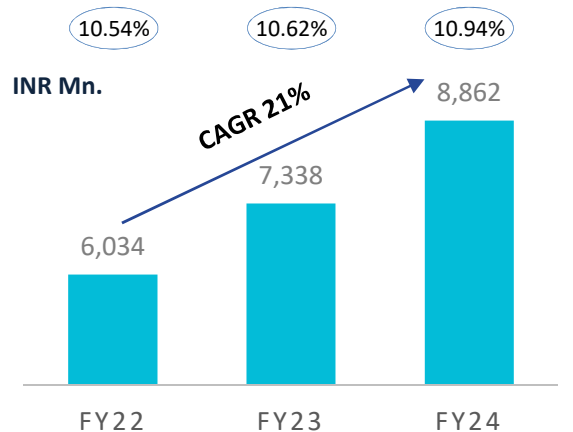
Strong Financial Performance

% margin

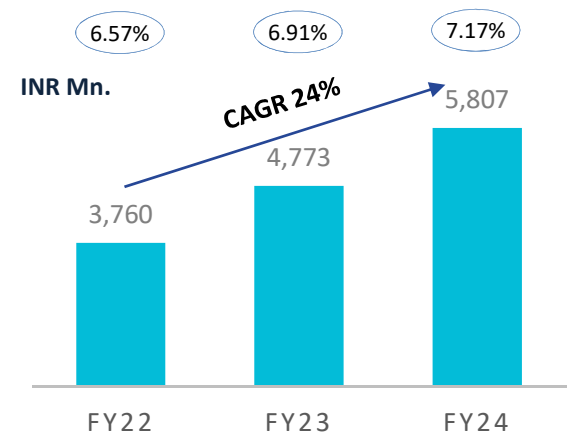
Robust Revenue Growth...



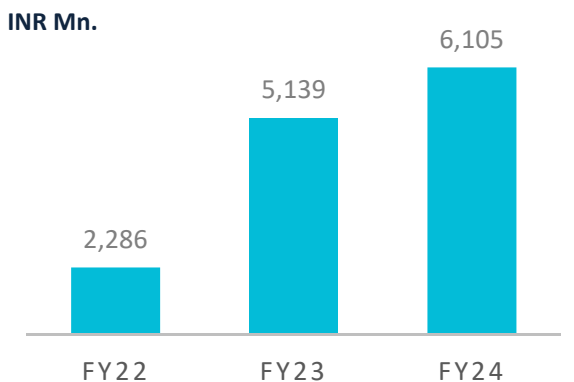
...with stable EBITDA Margins...



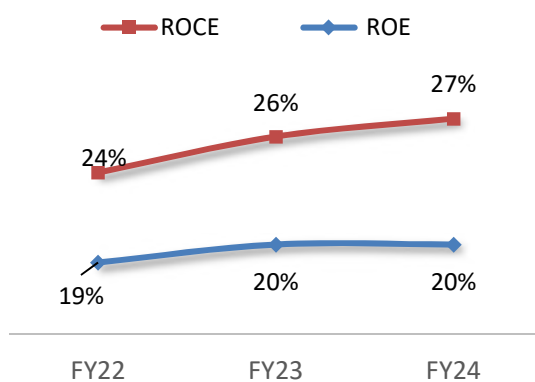
...and strong PAT Growth



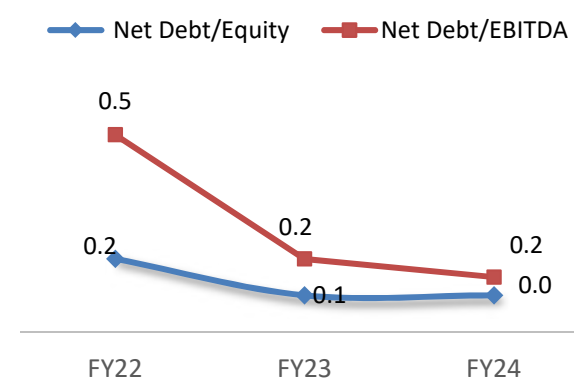
Cash Flow¹



Robust Return Ratios²



Comfortable Debt Profile



Healthy Order Book to achieve Turnover and Profitability

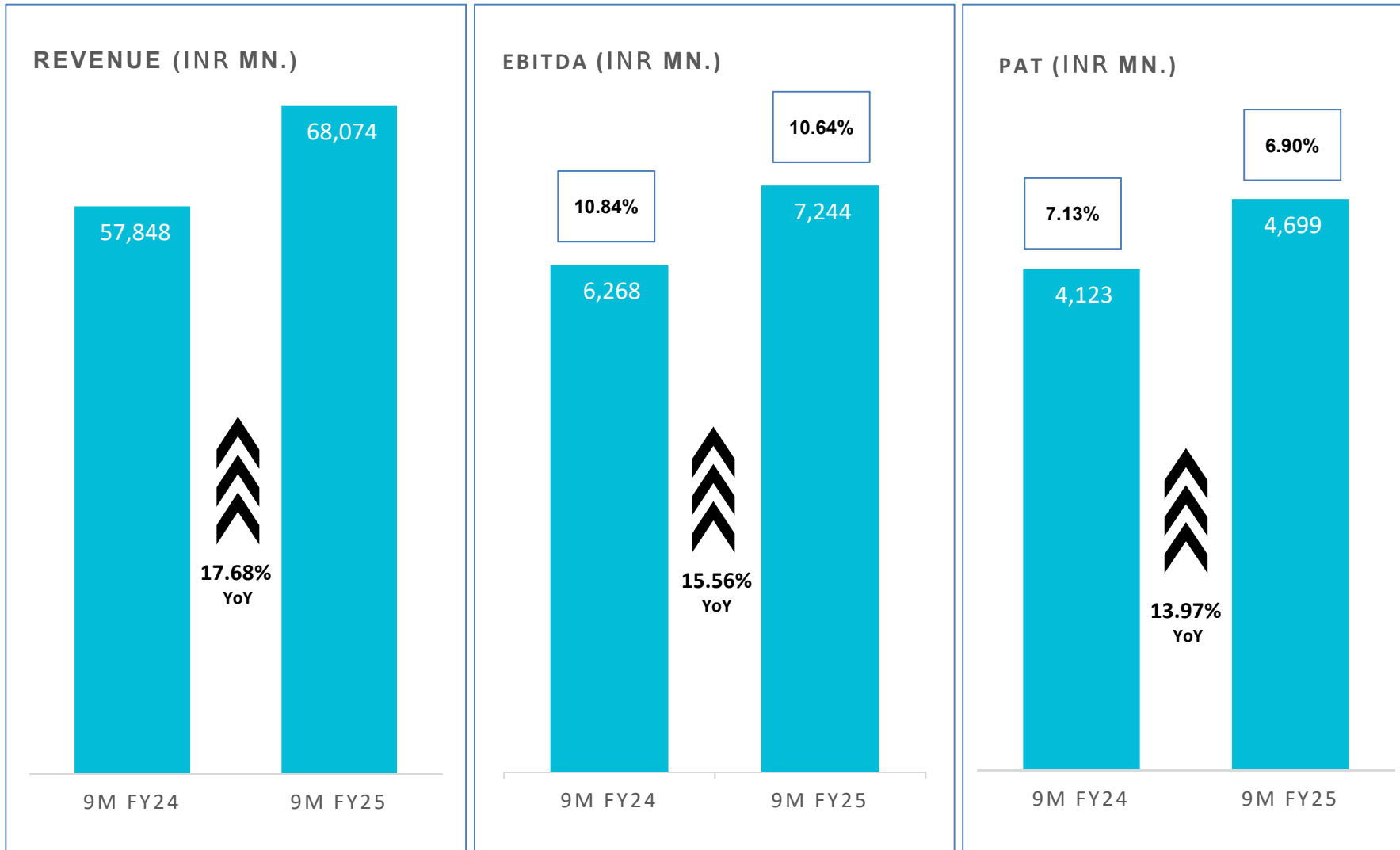
Insurance of Receivables to Mitigate risk

Track record of Consistent Debt Servicing

Credit rating³: AA+ (stable) Long term and A1+ Short term

1. Net Cash from Operating Activities; 2. Average basis; 3. CARE credit ratings

% margin





ESG



Capacity Building



- Multiple awareness sessions conducted covering factory personnel, HO Staff and suppliers

Materiality Assessment



- 20 relevant ESG topics identified
- Survey floated across all internal & external stakeholders
- 8 high priority material issues identified

Supplier Due Diligence



- Supplier Selection Criteria & Scoring
- Assessment bifurcated into Mandatory & Best Practices

Satisfaction Surveys



- Rating-based questionnaire developed
- Shareholder feedback which received an average rating of "Excellent"

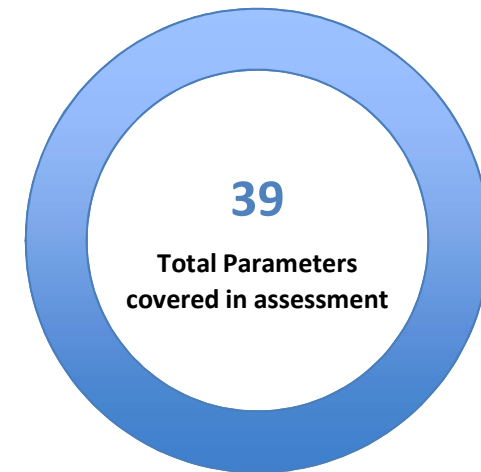
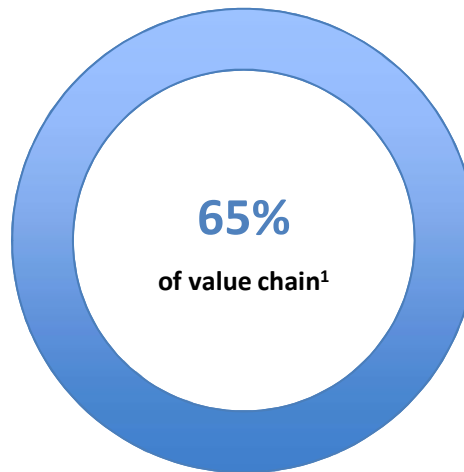
Digitization of ESG Reporting



- Will assist in centralizing data inventory across E,S and G parameters
- Enable real time monitoring
- Enhance transparency and traceability of data

8 High priority material issues covered in ESG

1. GHG Emissions & Climate Change
2. Product Stewardship
3. Natural Resource Management
4. Supply Chain Sustainability
5. Human Capital Development
6. Occupational Health & Safety
7. Governance and Ethical Business Conduct
8. Transparency, Opportunity, Accountability and Reporting



1. Assessment responses received from 20 suppliers, who cover 65% of the total supplier costs for the Company

Committed to Provide Environmentally Safe and Socially Responsible Workplace

Environmental Stewardship Initiatives

- ✓ Renewable Energy Utilisation to lower carbon footprint and reduce GHG emissions
- ✓ Ensuring environmental preservation by adhering to all compliances
- ✓ Implementing zero discharge facilities and rainwater harvesting across all units
- ✓ Air Quality Improvement by utilising natural gas for operations and conducting tree plantation drives around facilities to enhance air quality

Social Commitment

- ✓ Health and safety prioritised for both employees and product users
- ✓ Ensuring ESG compliance throughout the value chain
- ✓ ESG-focused training programme for employees

Governance Practices

- ✓ Manufacturing facilities certified with IS 14001:2015, ISO 45001:2018.
- ✓ ESG targets reviewed annually by Board



Environment

- ✓ 10.5% reduction in Scope 1 & 2 emission intensity¹
- ✓ 2.4% energy intensity¹ reduction
- ✓ 5% improvement in renewable energy sourcing
- ✓ Zero waste sent to Landfill
- ✓ 7.5% waste intensity reduction

Social

- ✓ Shareholder satisfaction survey rolled out for 1,25,336 shareholders
- ✓ Shareholders rated “Excellent” on Shareholder satisfaction survey
- ✓ Maintained Zero fatalities
- ✓ Supplier Assessment conducted for 20 Suppliers
- ✓ Supplier code of conduct strengthened

Governance

- ✓ Materiality Assessment conducted
- ✓ Policies are aligned with NGRBC principles
- ✓ No cases of data breaches
- ✓ Strong oversight on ESG performance at board level



CSR

Our Social Responsibility – Partnering for Community Resilience

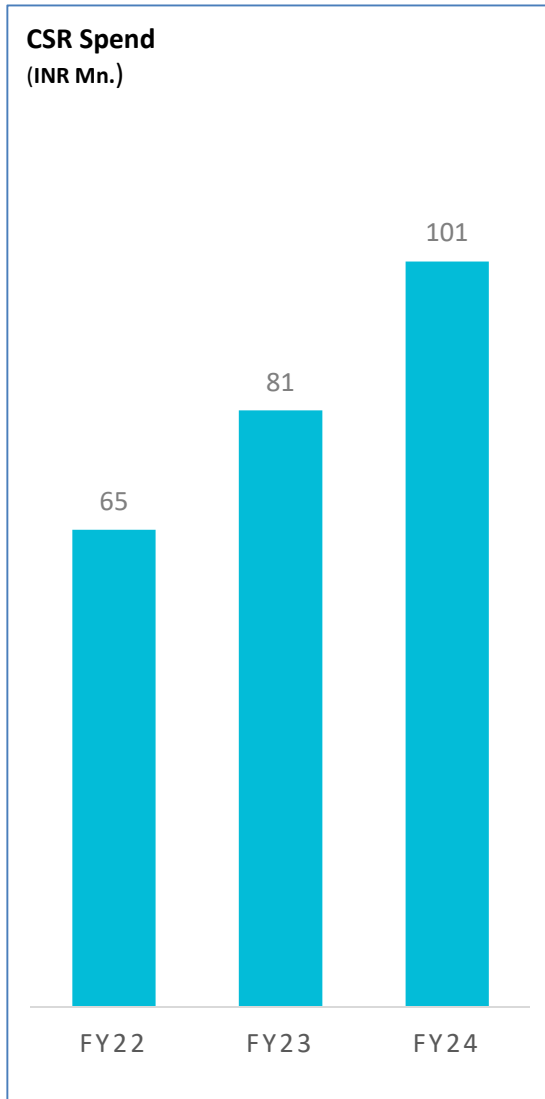


Swasthya Utsav focused on these three aspects

- Daily Safety
- Good Touch Bad Touch
- Physical Fitness & Self-Empowerment

- This year, we integrated all the elements from our past activities of the Jyoti Series and added new ones to give our activity a 360-degree approach
- The target group was directly reached through the Swasthya Utsav events organized by KEI for electricians and their families, held in multiple locations across India. Along with offering free health check-ups and consultations by experienced doctors, KEI facilitated the creation of ABHA Cards for the electricians and their families, integrating them into the healthcare ecosystem

...Our Social Responsibility – Partnering for Community Resilience



Swasthya Utsav – A Skill Development Program to nurture the mind, heart and skills of the children of electricians

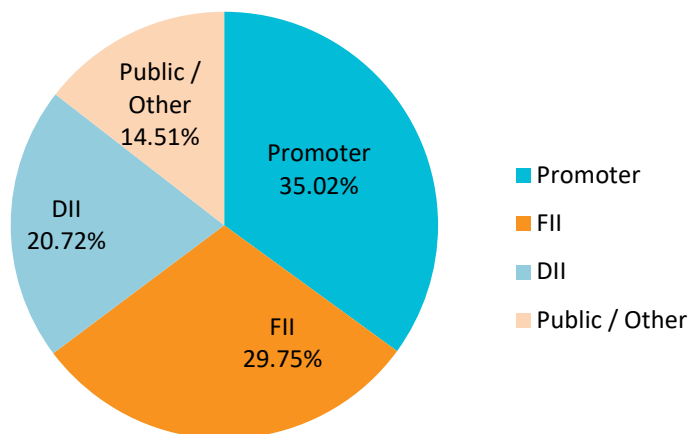




**Shareholding
Pattern**



Shareholding Pattern (as of 31st Dec, 2024)



Key Institutional Investors (as of 31st Dec, 2024)

Name of Shareholder	% Holding
Kotak Mahindra Trustee Co Ltd A/C Kotak Nifty Midcap 150 Momentum 50 Index Fund	2.32%
Small Cap World Fund, INC	2.23%
Canara Robeco Mutual Fund A/C Canara Robeco Manufacturing Fund	2.11%
HSBC Multi Asset Allocation Fund	2.02%
Government Pension Fund Global	1.83%
Axis Mutual Fund Trustee Limited A/C Axis Mutual Fund A/C Axis Nifty 500 Index Fund	1.66%
MOTILAL OSWAL NIFTY 500 ETF	1.35%
HDFC MUTUAL FUND - HDFC NIFTY LARGE MIDCAP 250 INDEX FUND	1.24%
Franklin Build India Fund	1.12%
INVESCO INDIA ESG INTEGRATION STRATEGY FUND	1.00%
GOLDMAN SACHS FUNDS	0.98%
Morgan Stanley Investment Funds	0.94%
Others	31.67%
Total Institutional Holding	50.47%

Appendix



Summary of Financials

INR Mn.

Particulars ²	FY 22 ¹	FY23	FY24	9M FY25 ²
Net Sales	57,270	69,082	81,041	68,074
EBITDA	6,034	7,338	8,862	7,244
PBT	5,075	6,420	7,810	6,318
PAT	3,760	4,773	5,807	4,699
Net Fixed Assets	5,474	5,819	8,912	11,443
Net Worth	21,355	25,892	31,483	56,001
Total Debt ³	3,314	1,353	1,342	2,663
ROCE (%)	24	26	27	
ROE (%)	19	20	20	

Note: Previous year / periods figures have been regrouped / reclassified, wherever necessary

- The Company has changed its accounting policy for valuation of Raw Materials, Finished Goods, Project Materials and Work in Process from First In First Out (FIFO) to moving weighted average cost method w.e.f. 1st April, 2021. In accordance with Ind AS 8, Accounting Policies, Changes in Accounting Estimates and Errors, this change in method of accounting for inventories has been retrospectively applied to all prior periods presented herein
- 9M FY25 based on unaudited financials
- Including factoring arrangement of channel finance.

Summary Financials (Product and Segment wise)

INR Mn.

Particulars	FY22	FY23	FY24	9M FY25 ¹
Domestic	28,900	30,645	32,966	24,588
Dealer	23,189	31,655	37,702	35,898
Export	5,850	6,934	10,975	7,718
Net of Ind AS & other	(669)	(152)	(602)	(130) ²
Total	57,270	69,082	81,041	68,074

LT Cable	21,665	28,413	30,434	27,218
HT Cable	10,015	12,083	13,354	13,098
EHV	5,143	3,656	6,594	2,588
HW, WW	15,055	18,550	23,466	20,925
SSW	2,259	2,484	2,180	1,666
EPC other than cable	3,802	4,048	5,615	2,709
Net of Ind AS & other	(669)	(152)	(602)	(130)
Total	57,270	69,082	81,041	68,074

Note: LT: Low Tension; HT: High Tension; EHV: Extra High Voltage; HW: House Wire; WW: Winding Wire; SSW: Stainless Steel Wire. Previous year / periods figures have been regrouped / reclassified, wherever necessary
 1. 9M FY25 based on unaudited financials 2- Includes Export sale of trading Items of ₹30 million.

Balance Sheet

INR Mn.

ASSETS	9M FY 25 ¹	FY 24	FY 23	EQUITY AND LIABILITIES	9M FY 25 ¹	FY 24	FY 23
<u>Non-Current Assets</u>				<u>Equity</u>			
Fixed Assets	11,443	8,912	5,819	Equity Share Capital	191	181	180
Other Non Current Assets	2,959	678	269	Other Equity	55,810	31,302	25,712
				Non-Controlling Interest	-	-	(0)
Total Non Current Assets	14,402	9,590	6,088	Total Equity	56,001	31,483	25,892
<u>Current Assets</u>				<u>Non-Current Liabilities</u>			
Inventories	17,201	13,427	11,023	Borrowings	-	-	-
Trade Receivables	15,401	15,179	13,878	Other Non Current Liabilities	903	769	634
Cash and Bank Balances	18,800	7,004	5,372	Total Non Current Liabilities	903	769	634
Other Current Assets	1,828	1,365	1,341	<u>Current Liabilities</u>			
Total Current Assets	53,230	36,975	31,614	Short Term Borrowings	2,663	1,342	1,353
				Trade Payables	5,668	10,079	7,482
Total Assets	67,632	46,565	37,702	Others - Current Liabilities	2,397	2,892	2,341
				Total Current Liabilities	10,728	14,313	11,176
				Total Equity and Liabilities	67,632	46,565	37,702

1. 9M FY25 based on unaudited financials

This presentation has been prepared for general information purposes in respect of KEI Industries Limited (“Company”) together with its associate (collectively, the “Group”) only, without regard to any specific objectives, suitability, financial situations and needs of any particular person and does not constitute any recommendation or form part of any offer or invitation, directly or indirectly, in any manner, or inducement to sell or issue, or any solicitation of any offer to purchase or subscribe for, any securities of the Company in any jurisdiction, nor shall it or any part of it or the fact of its distribution form the basis of, or be relied on in connection with, any contract or commitment therefor. This presentation does not solicit any action based on the material contained herein. Nothing in this presentation is intended by the Group to be construed as legal, accounting or tax advice.

This presentation has not been approved and will not or may not be reviewed or approved by any statutory or regulatory authority in India or by any Stock Exchange in India.

This presentation contains certain forward-looking statements relating to the business, financial performance, strategy and results of the Group and/ or the industry in which it operates. Forward-looking statements are statements concerning future circumstances and results, and any other statements that are not historical facts, sometimes identified by the words including, without limitation “believes”, “expects”, “predicts”, “intends”, “projects”, “plans”, “estimates”, “aims”, “foresees”, “anticipates”, “targets”, and similar expressions. The forward-looking statements, including those cited from third party sources, contained in this presentation are based on numerous assumptions and are uncertain and subject to risks. A multitude of factors including, but not limited to, changes in demand, competition and technology, can cause actual events, performance or results to differ significantly from any anticipated development. Neither the Group nor its affiliates or advisors or representatives nor any of its or their parent or subsidiary undertakings or any such person’s officers or employees guarantees that the assumptions underlying such forward-looking statements are free from errors nor does either accept any responsibility for the future accuracy of the forward-looking statements contained in this presentation or the actual occurrence of the forecasted developments. Forward-looking statements speak only as of the date of this presentation and are not guarantees of future performance. As a result, the Group expressly disclaims any obligation or undertaking to release any update or revisions to any forward-looking statements in this presentation as a result of any change in expectations or any change in events, conditions, assumptions or circumstances on which these forward looking statements are based. Given these uncertainties and other factors, viewers of this presentation are cautioned not to place undue reliance on these forward-looking statements. Certain numbers in these presentations and materials have been subject to routine rounding off and accordingly figures shown as total in tables and diagrams may not be an arithmetic aggregation of the figures that precede them.

The information contained in these presentations and materials are only current as of the dates specified herein and have not been independently verified. None of the Group, its directors, promoter or affiliates, nor any of its or their respective employees, advisers or representatives or any other person accepts any responsibility or liability whatsoever, whether arising in tort, contract or otherwise, for any errors, omissions or inaccuracies in such information or opinions or for any loss, cost or damage suffered or incurred howsoever arising, directly or indirectly, from any use of this presentation or its contents or otherwise in connection with this presentation, and makes no representation or warranty, express or implied, for the contents of this presentation including its accuracy, fairness, completeness or verification or for any other statement made or purported to be made by any of them, or on behalf of them, and nothing in this presentation or at this presentation shall be relied upon as a promise or representation in this respect, whether as to the past or the future. Past performance is not a guide for future performance. The information contained in this presentation is current, and if not stated otherwise, made as of the date of this presentation. The Group undertakes no obligation to update or revise any information in this presentation as a result of new information, future events or otherwise.

Any person/ party intending to provide finance/ invest in the shares/ businesses of the Group shall do so after seeking their own professional advice and after carrying out their own due diligence procedure to ensure that they are making an informed decision.

This presentation includes certain industry data and projections that have been obtained from industry publications and surveys. Industry publications and surveys and forecasts generally state that the information contained therein has been obtained from sources believed to be reliable, but there is no assurance that the information is accurate or complete. Neither the Company nor any of its advisors or representatives have independently verified any of the data from third-party sources or ascertained the underlying economic assumptions relied upon therein. All industry data and projections contained in this presentation are based on data obtained from the sources cited and involve significant elements of subjective judgment and analysis, which may or may not be correct. For the reasons mentioned above, you should not rely in any way on any of the projections contained in this presentation for any purpose.

This presentation is not a prospectus, a statement in lieu of a prospectus, an offering circular, an advertisement or an offer document under the Companies Act, 2013, as amended, the Securities and Exchange Board of India (Issue of Capital and Disclosure Requirements) Regulations, 2018, as amended, or any other applicable law in India, nor does it form part of, and should not be construed as, any present or future invitation, recommendation or offer to purchase or sell securities of the Company or an inducement to enter into investment activity in any jurisdiction. No part of this presentation, nor the fact of its distribution, should form the basis of, or be relied on in connection with, any contract or commitment or investment decision whatsoever. If there is any offering of any security of the Company, it will be made pursuant to a separate and distinct offering documentation. Any decision to purchase securities in the context of an offering of securities (if any) should be made solely on the basis of information contained in the offering documentation published in relation to such offering.

This presentation is strictly confidential and may not be copied or disseminated, reproduced, re-circulated, re-distributed, published or advertised in any media, website or otherwise, in whole or in part, and in any manner or for any purpose. Any unauthorized use, disclosure or public dissemination of information contained herein is prohibited. No person is authorized to give any information or to make any representation not contained in or inconsistent with this presentation and if given or made, such information or representation must not be relied upon as having been authorized by any person. Failure to comply with this restriction may constitute a violation of the applicable securities laws. Neither this document nor any part or copy of it may be distributed, directly or indirectly, in the United States. The distribution of this document in certain jurisdictions may be restricted by law and persons in to whose possession this presentation comes should inform themselves about and observe any such restrictions. Accordingly, any persons in possession of the aforesaid should inform themselves about and observe any such restrictions. By reviewing this presentation, you agree to be bound by the foregoing limitations. You may not repackage or sell the presentation.

Information contained in a presentation hosted or promoted by the Group is provided “as is” without warranty of any kind, either expressed or implied, including any warranty of fitness for a particular purpose.

This presentation is not an offer to sell or a solicitation of any offer to buy the securities of the Company in the United States or in any other jurisdiction where such offer or sale would be unlawful. Securities may not be offered, sold, resold, pledged, delivered, distributed or transferred, directly or indirectly, in to or within the United States absent registration under the United States Securities Act of 1933, as amended (the “Securities Act”), except pursuant to an exemption from, or in a transaction not subject to, the registration requirements of the Securities Act and in compliance with any applicable securities laws of any state or other jurisdiction of the United States. The Company’s securities have not been and will not be registered under the Securities Act and no public offering of securities will be made in the United States.

The distribution of these materials in certain jurisdictions may be restricted by law and persons into whose possession these materials comes should inform themselves about and observe any such restrictions.

The Company may alter, modify or otherwise change in any manner the content of this presentation, without obligation to notify any person of such change or changes.

By accessing this presentation, you accept this disclaimer and any claims arising out of or in connection with this presentation shall be governed by the laws of India and only the courts in the concerned state in India and no other courts shall have jurisdiction over the same.



*Thank
You*



Registered and Corporate Office:

KEI Industries Limited: D-90, Okhla Industrial Area Phase-1, New Delhi-110020 (India)

Tel: +91-11-2681-8840 / 8642 / 0242 CIN No: L74899DL1992PLC051527

Toll Free No: 1800 410 0000 www.kei-ind.com [f](#) [t](#) [in](#) [v](#) /keicables

Contact us For Investor relations: cs@kei-ind.com



Scan Here