



JKTIL:SECTL:SE:2024

Date: 5th November 2024

BSE Ltd. Phiroze Jeejeebhoy Towers, Dalal Street, Mumbai-400 001. Scrip Code: 530007	National Stock Exchange of India Ltd. Exchange Plaza, C -1, Block G, Bandra –Kurla Complex, Bandra (E), Mumbai –400 051. Symbol: JKTYRE
--	---

Dear Sir,

Re. **Investor Presentation – Q2FY2025**
- Regulation 30 of the SEBI (Listing Obligations and
Disclosure Requirements) Regulations, 2015

This is further to our letter dated 29th October 2024 re. Intimation of
Schedule of Results Conference Call. We are now enclosing herewith
Investor Presentation Q2FY2025.

The presentation is also being posted on the website of the Company
at www.jktyre.com.

Thanking you,

Yours faithfully,
For JK Tyre & Industries Ltd.

(Kamal Kumar Manik)
Company Secretary

Encl: As Above





***Exce**leration*

Towards sustainable growth



Company Overview



Leading tyre manufacturer with significant global brand presence

- ❖ Pioneer of radial technology in India.
- ❖ 1st company in India with OE fitment of tubeless passenger radials.
- ❖ 1st in India to launch high performance H, V and Z-rated passenger radial tyres
- ❖ Globally among top 3 tyre manufacturers in terms of lowest energy consumption
- ❖ First in India to launch Tyre Pressure Monitoring System (TPMS) based on sensor technology

Q2FY25 Consolidated Financials

INR 3,643 Cr. <i>YoY change -7%</i> Total Revenue	INR 443 Cr. <i>YoY change -26%</i> EBITDA*	INR 144 Cr. <i>YoY change -42%</i> Profit After Tax
--	---	--

H1FY25 Consolidated Financials

INR 7,298 Cr. <i>YoY change -4%</i> Total Revenue	INR 959 Cr. <i>YoY change -10%</i> EBITDA*	INR 356 Cr. <i>YoY change -13%</i> Profit After Tax
--	---	--



40+
Years of experience in tyre manufacturing



11 Manufacturing Facilities
35mn Manufacturing Capacity



100
Countries – Global presence



10,000+
Employees globally



19th
Ranked top tyre company Globally



850+
Exclusive brand shops



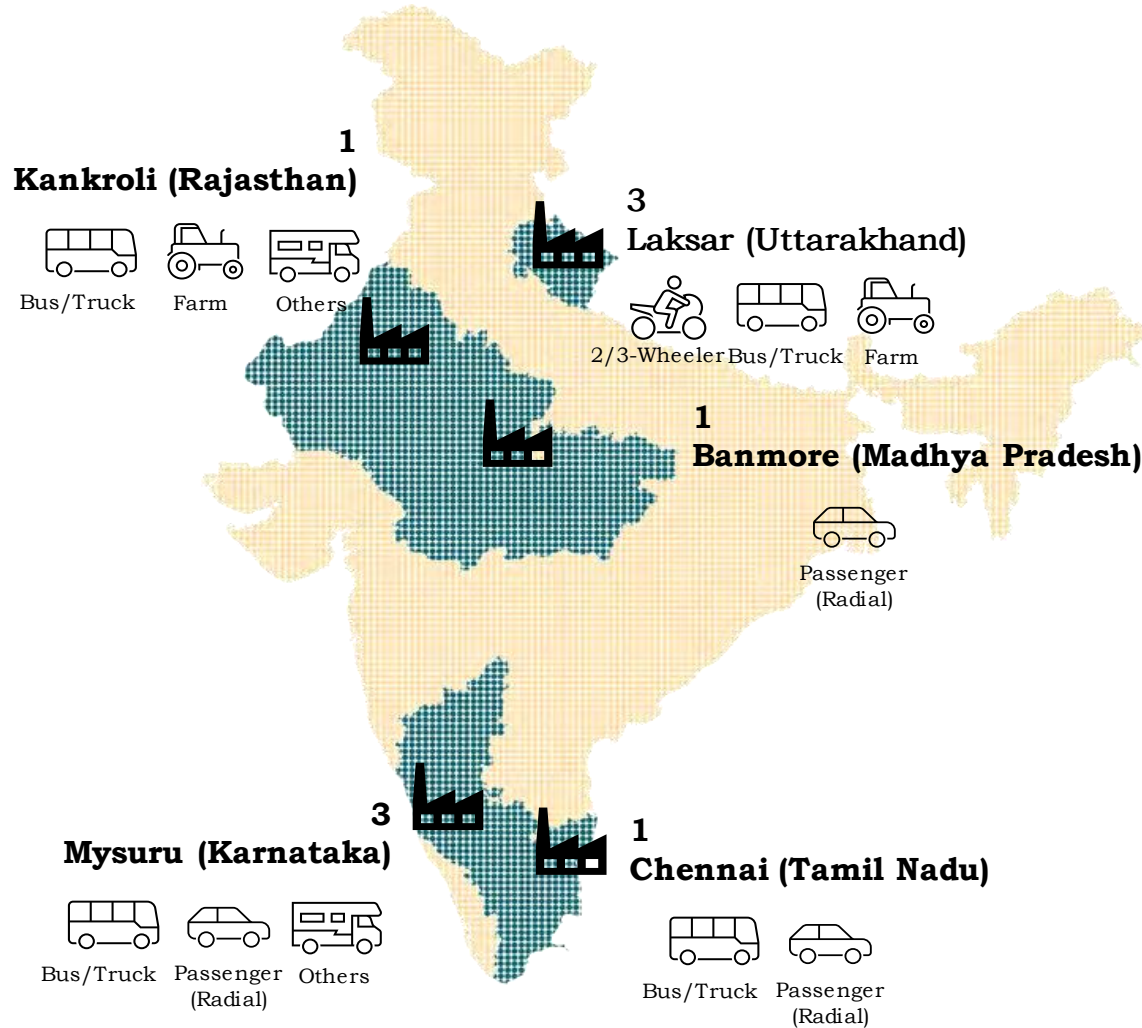
6,000+
Extensive Dealer & Distribution Network



25+
OEM Client and Relationships

*EBITDA includes Other Income

Combined Installed capacity of ~35 million tyres/annum



India (JK Tyre and Cavendish)

Mexico (JK Tornel)



..and establishing strong presence globally

138
Dealers

67
Distributors

6,000+
Dealers & Distributors

800+
SKUs

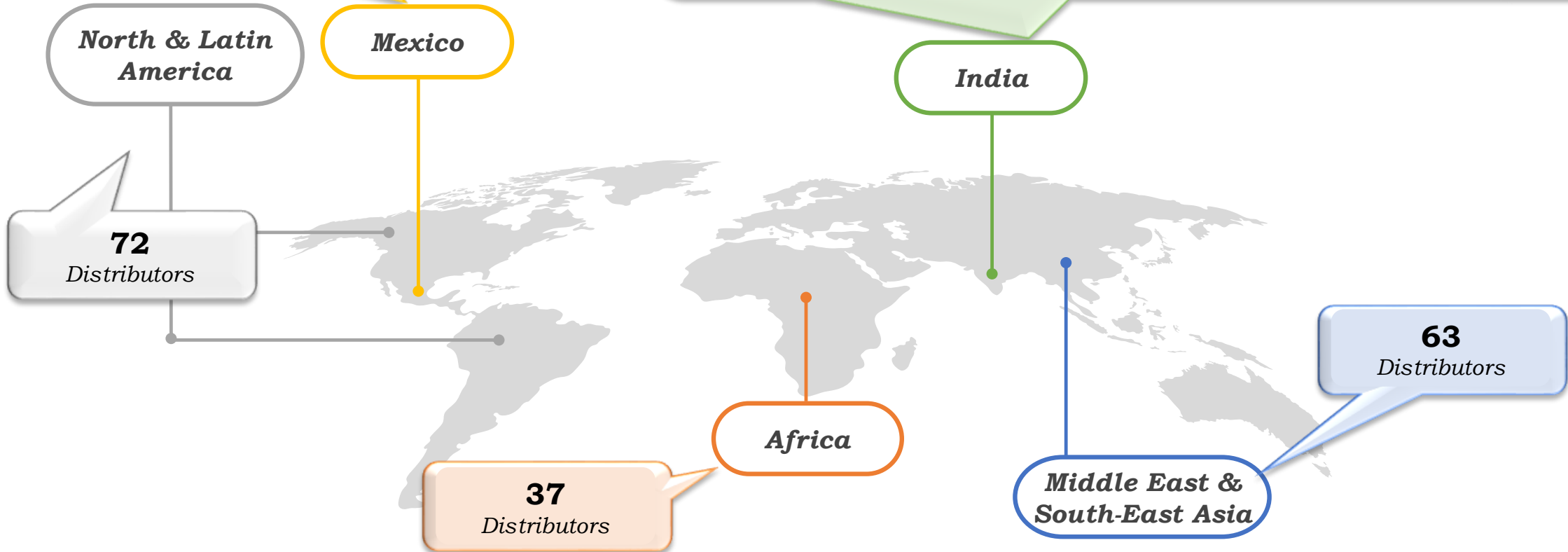
45+
Mobility Customers

~1,400
Fleet Operators

850+
Brand Shops

82
Retread Centres

140+
Sales, Service & Stocking Points



“Raghupati Singhania Centre of Excellence (RPSCOE), Mysore, Karnataka



- ✓ Asia's first and India's foremost highly versatile and State-of-the-art Tyre / Elastomer Institute
- ✓ 200+ R&D and Technology scientists in JK Tyre and HASETRI.
- ✓ Research in the field of advanced materials, alternate materials, nanotechnology, process and product simulations, predictive technology, advanced tyre mechanics, etc. - 7 Patents granted
- ✓ India's biggest Anechoic Chamber for Noise and Vibration analysis.
- ✓ Green Technology – Developing sustainable range of tyres and tyres with low RRCs and noise
- ✓ New product developments in high margin segments.

Continuous investment in R&D activities aimed at offering technologically advanced products to gain higher market presence and enhanced profitability

..complemented by innovative products

Smart Tyres

Acquired smart tyre technology company in 2019 - First in India to launch **Tyre Pressure Monitoring System (TPMS)** based on sensor technology.



Reduces fuel bills by increasing fuel efficiency

Enhances tyre life

Real time asset tracking to avoid tyre theft

Reduces breakdowns

Enables real time mobile application based alerts for inflation & temperature breaches

Green Tyre – “UX Green”

“First Company to developed PCR Tyre with 80% sustainable materials”

Reinforces our serious commitment to advancing sustainable growth and moving towards carbon neutrality by 2050



Puncture Guard Tyres



GOODBYE FLAT TYRES!

Ab #HawaNahinNiklegi



Anti - Puncture Technology

Hassle Free/Safe Driving

Enhanced Tyre Life

Lowered Maintenance Cost

Levitas Ultra

Ultra High performance (UHP) - new premium range of tyres for luxury vehicles.

Best in class ride quality & experience

Low cabin noise & high cornering stability



Shortest braking distance in dry & wet conditions

Speed rating - W & Y with 5 star fuel ratings

CV Tyres

JETWAY JUX



JK TYRE
UNIVERSAL FITMENT
X-URBAN APPLICATION

ELECTRIC



EXTRA KMs PER CHARGE
Low Hysteresis Tread Compound



LOWEST NOISE TRUCK TYRE (60 dB)
Simulation optimized Tread Pattern Design



ENHANCED SAFETY AND DURABILITY
Durable bead region and Sidewall to protect from Kerb Damages

PV Tyres

Ranger HPE





For 5th time at 7th Edition of
ET Iconic Brands of India


Recognised for “ET ICONIC BRANDS OF INDIA 2024”



PROUD TO BE A
SUPERBRAND
FOR THE 9th
TIME!

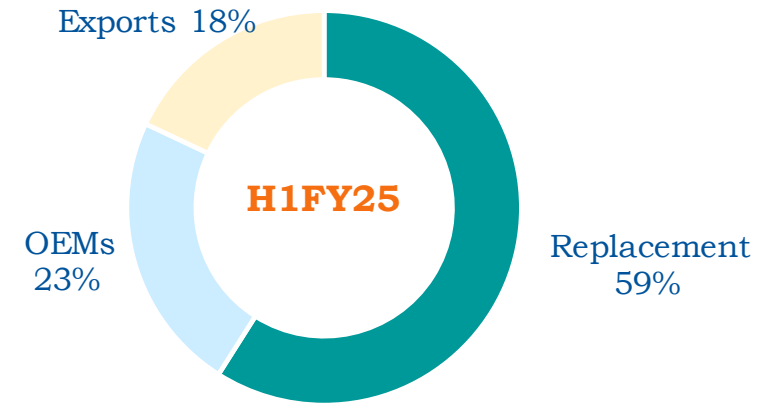
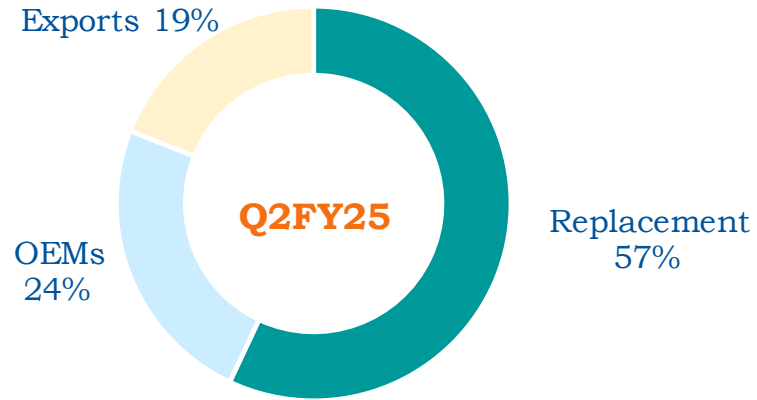


Conferred “SUPER BRANDS 2023”

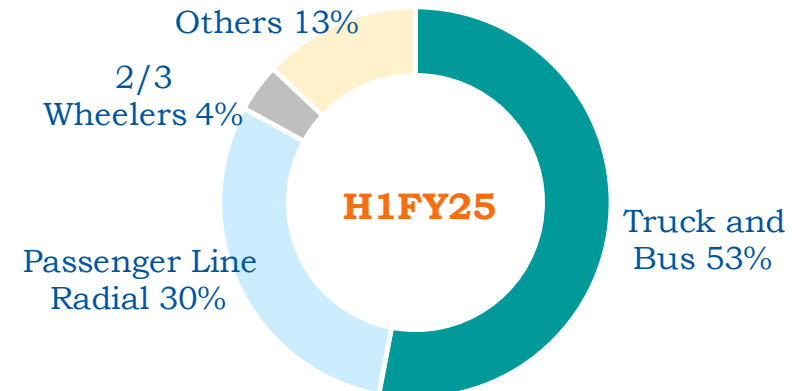
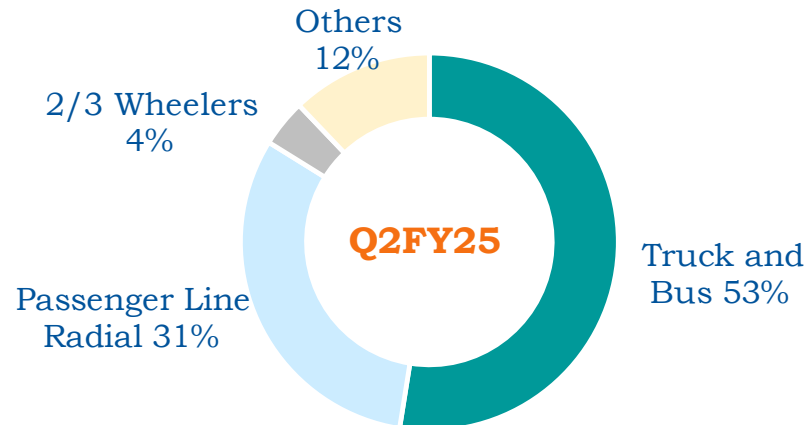


**Q2 & H1FY25
Financial
Performance
Highlights & Growth
Strategies**

Revenue Mix by Market – Consolidated



Revenue Mix by Product Line – Consolidated



Q2FY25 Financial Performance Highlights



Particulars	Consolidated (Rs. in crore)				Standalone (Rs. in crore)			
	Q2FY25	Q1FY25	Q2FY24	y-o-y change	Q2FY25	Q1FY25	Q2FY24	y-o-y change
Turnover	3,643	3,655	3,905	-7%	2,533	2,507	2,684	-6%
EBITDA	443	516	597	-26%	272	320	395	-31%
<i>Margin</i>	12.2%	14.1%	15.3%	(313) Bps	10.7%	12.8%	14.7%	(400) Bps
PBDT (Cash Profit)	323	403	488	-34%	205	259	338	-39%
PBT	199	290	377	-47%	136	194	275	-51%
PAT	144	212	250	-42%	99	143	180	-45%
<i>Margin</i>	4.0%	5.8%	6.4%	(245) Bps	3.9%	5.7%	6.7%	(279) bps
Basic EPS (Rs)	4.93	7.72	9.33		3.62	5.23	6.93	

H1FY25 Financial Performance Highlights



Particulars	Consolidated (Rs. Crore)			Standalone (Rs. Crore)		
	H1FY25	H1FY24	y-o-y change	H1FY25	H1FY24	y-o-y change
Turnover	7,298	7,632	-4%	5,040	5,146	-2%
EBITDA	959	1,062	-10%	592	678	-13%
<i>Margin</i>	<i>13.1%</i>	<i>13.9%</i>	<i>(79) Bps</i>	<i>11.7%</i>	<i>13.2%</i>	<i>(143) Bps</i>
PBDT (Cash Profit)	726	831	-13%	465	552	-16%
PBT	489	619	-21%	329	427	-23%
PAT	356	410	-13%	242	280	-13%
<i>Margin</i>	<i>4.9%</i>	<i>5.4%</i>	<i>(49) bps</i>	<i>4.8%</i>	<i>5.4%</i>	<i>(63) Bps</i>
Basic EPS (Rs)	12.64	15.26		8.84	10.79	



Merger of CIL into JK Tyre

Merger will result in all tyre operations in India being housed in one listed company with the following benefits:

1. Synergical Benefits

- Improved efficiencies in operations
- Economies of scale
- Common sales and distribution network
- Optimisation of administrative, managerial and other overheads
- Reduction in Interest cost

2. Simplified structure

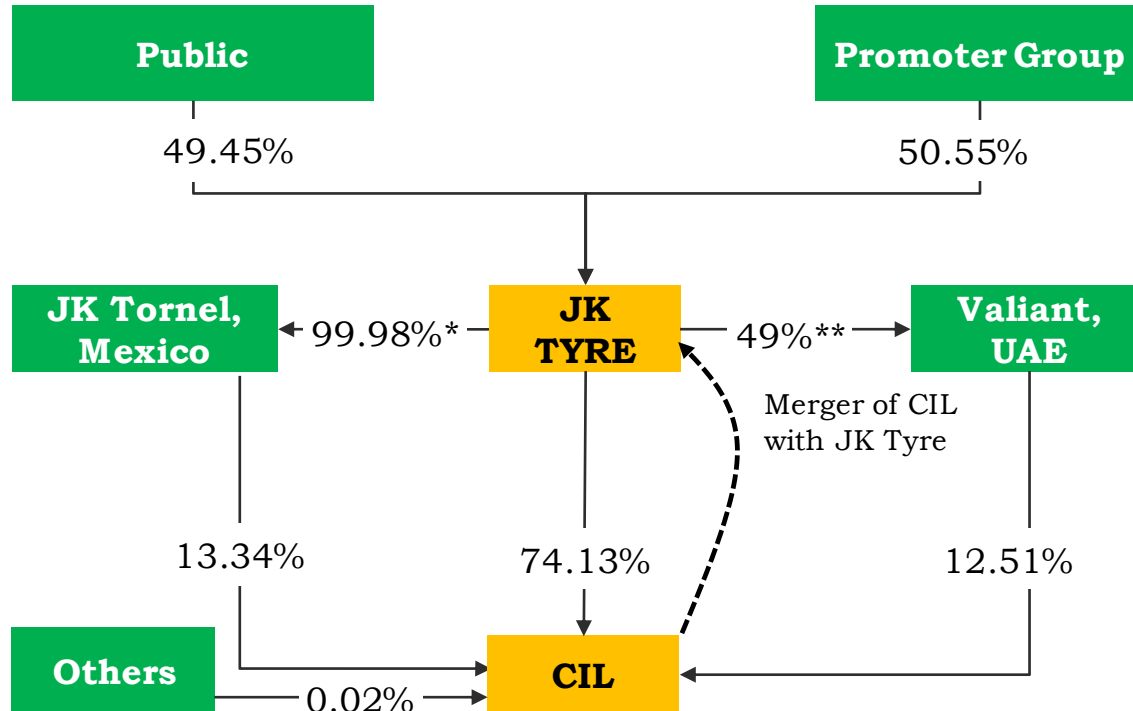
- Larger financial base through pooling of resources for faster growth
- Comprehensive product offering
- Ease of doing business - improved service levels

3. Processes & Compliances

- Rationalization of inter-company / related party transactions
- Significant reduction in multiplicity of legal and regulatory compliances

4. Unlocking Value for the Shareholders

5. Improvement in investor's perception

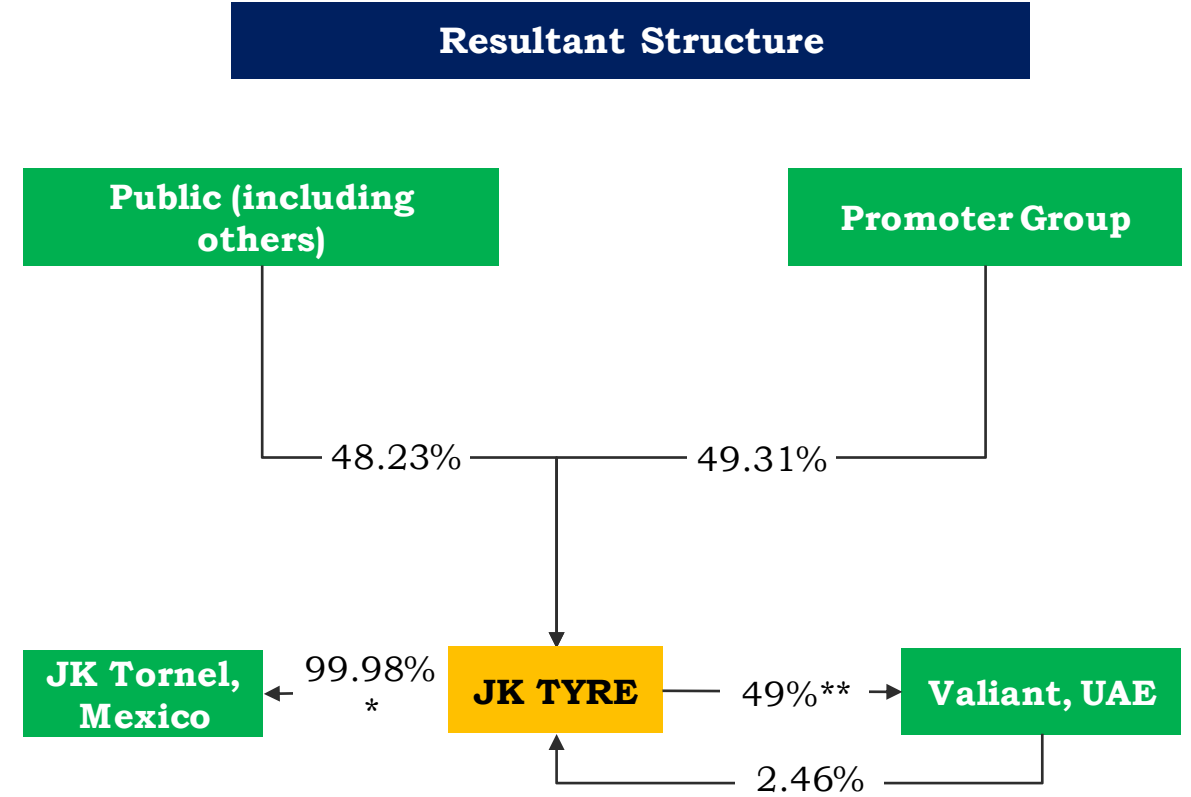
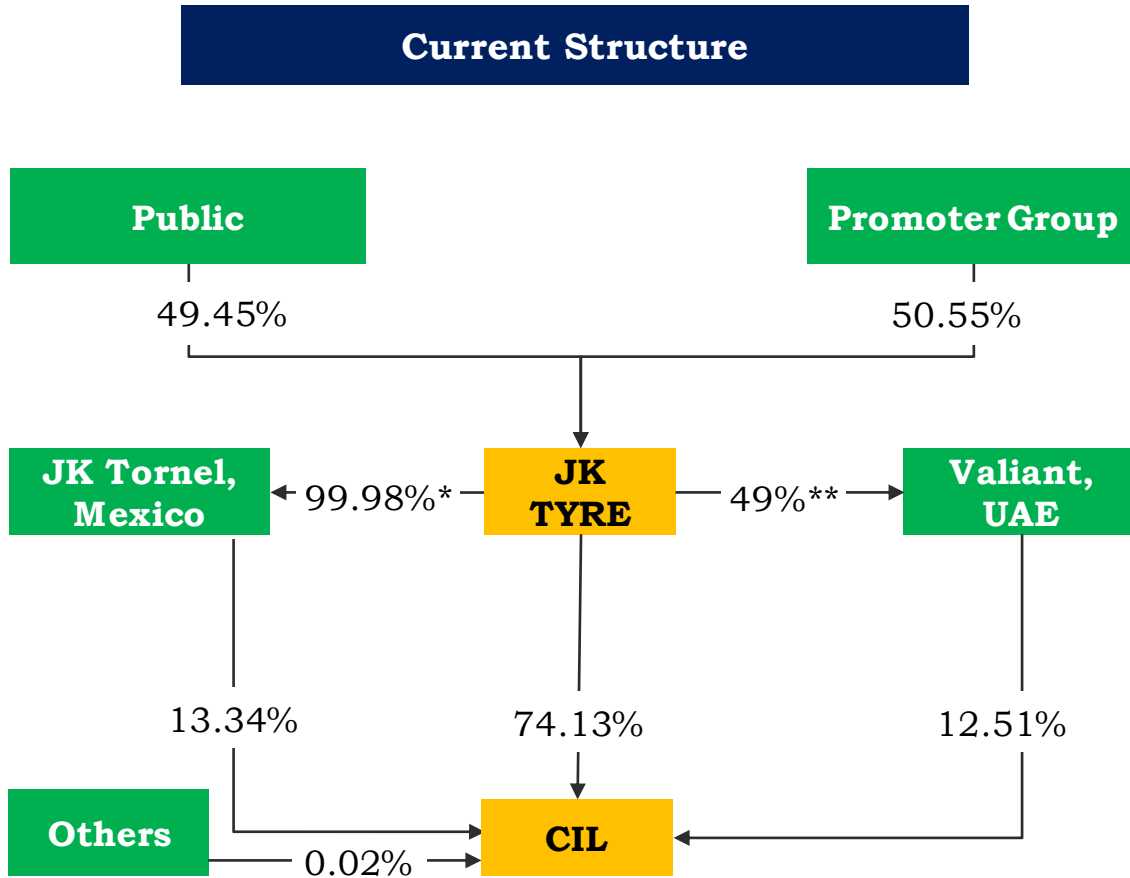


* Held through wholly owned subsidiaries Lankros & Sarvi,

** Held through wholly owned subsidiaries JKAPL, & JKAPPL

- JK Tyre to issue 92 equity share of face value INR 2 each for every 100 share of INR 10 each held in CIL to shareholders of CIL as consideration based on fair value and swap ratio given below:
 - Fair valuation of JK Tyre is Rs. 467 per share
 - Fair valuation of CIL is Rs. 430 per share
- Swap ratio as per valuation report is 92:100 (*implied 1: 1.09*)
- JK Tyre's and JK Tornel's investment in CIL shall stand cancelled pursuant to merger and no shares shall be issued by JK Tyre to itself.

Current vis-à-vis resultant structure



* Held through wholly owned subsidiaries Lankros & Sarvi,

** Held through wholly owned subsidiaries JKAPL, & JKAPPL

JK Tyre ESG journey



Sustainability initiatives & practices leading to resource conservation and manufacturing excellence

Research & Development Led

- Usage of Bio sourced materials
- Higher usage of recycled material

Product Development Led

- Continuous improvement in RRC (Rolling Resistance Coefficient)
- Continuous improvement in tyre dynamics, life and performance

Manufacturing Led

- GHG Emission – Reduction in Carbon footprints
- Energy Conservation – Global benchmark
- Material Conservation – Process waste reduction
- Raw water usage – Global benchmark
- Alternate Fuel – eCO2 sequestration & Green Coal (Biomass)
- Manpower Productivity – Improved MDPT
- Zero Waste to landfill
- Single Use Plastic free

Energy Usage Led

- ~40% energy consumption from renewable sources
- Greater use of green energy including investments in solar rooftop & wind energy.

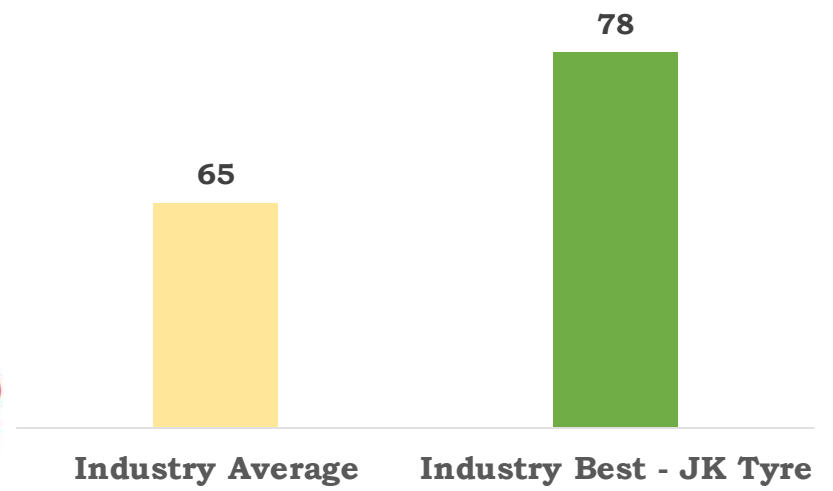


**RECOGNISED AS ASIA-PACIFIC
CLIMATE LEADERS 2024 BY FINANCIAL
TIMES & STATISTA**

JK Tyre's ESG performance is driven by strong commitment and performance on majority themes to ensure ESG integration.



JK Tyre ESG Score Vs. Avg. Industry Score



Environment (89) – Long term vision on reduction in GHG emissions and water management.

Social (78) – Robust policies and practices to mitigate social risks.

Governance (71) – Well designed policies, disclosures and compliance adherence.



JK TYRE & INDUSTRIES LTD.

HEAD OFFICE

3, Bahadur Shah Zafar Marg,
New Delhi - 110 002

T: +91-11-66001112 • F: +91-11-23322059

REGISTERED OFFICE AND WORKS

Jaykaygram, PO-Tyre Factory
Kankroli - 313 342, Rajasthan

T: 02952-302400/330011 • F: 02952-232018
CIN:L67120RJ1951PLC045966

www.jktyre.com