



TILAK VENTURES LIMITED

Reg. Office : E - 109, Crystal Plaza, New Link Road, Andheri (West), Mumbai 400053.

• Tel: 022- 6692 1199 • Email Id : tilakfn@gmail.com • Website: www.tilakfinance.wordpress.com • CIN : L65910MH1980PLC023000

To,

BSE Limited

Phiroze Jeejeebhoy Towers,
Dalal Street, Fort, Mumbai- 400001

Scrip code: 503663

Subject: Submission of Un-Audited Financial Results (Standalone and Consolidated) for the third quarter and nine months ended 31st December 2024

Dear Sir,

In compliance with Regulation 30 and 33 of Securities and Exchange Board of India (Listing Obligations and Disclosure Requirements) Regulations, 2015, this is to inform, to the Exchange that the Board of Directors of the Company at their meeting held on Wednesday, 29th January 2025, has approved Un-Audited (Standalone and Consolidated) financial results for the third quarter and nine months ended on 31st December 2024 along with Limited Review Report of the Statutory Auditor which is enclosed herewith **Annexure**.

The said results will also be placed on the website of the Company at <https://tilakfinance.wordpress.com/>.

The Meeting commenced at 05.00 P.M. and concluded. at 05.35 P.M.

Kindly take the same in your records and oblige.

For Tilak Ventures Limited

Giriraj Kishor Agarwal
Managing Director
DIN: 00290959

Date: 29th January 2025

Place: Mumbai

Encl: As above

Independent Auditor's Review Report on Quarterly and year to date Unaudited Standalone financial results of Tilak Ventures Limited pursuant to Regulation 33 and 52 of the SEBI (Listing Obligations and Disclosure Requirements) Regulation, 2015, as amended

To,
The Board of Directors of
Tilak Ventures Limited


We have reviewed the accompanying Statement of unaudited Standalone financial results of Tilak Ventures Limited ('the Company') for the quarter ended on 31st December 2024 and year to date results for the period from 01st April 2024 to 31st December 2024, being submitted by the Company pursuant to the requirements of Regulation 33 of the SEBI (Listing Obligations and Disclosure Requirements) Regulation, 2015, as amended.

This Statement, which is the responsibility of the Company's management and approved by the Company's Board of Directors, has been prepared in accordance with the recognition and measurement principles laid down in the Indian Accounting Standard 34 "Interim Financial Reporting" ("Ind AS 34"), prescribed under Section 133 of the Companies Act, 2013, as amended, read with relevant rules issued thereunder and other accounting principles generally accepted in India. Our responsibility is to issue a report on the Statement based on our review.

We conducted our review in accordance with the Standard on Review Engagement (SRE)2410, "Review of Interim Financial Information Performed by Independent Auditor of the Entity" issued by the Institute of Chartered Accountants of India. This standard requires that we plan and perform the review to obtain moderate assurance as to whether the financial statements are free of material misstatement. A review is limited primarily to inquiries of company personnel and analytical procedures applied to financial data and thus provides less assurance than an audit. We have not performed an audit and accordingly, we do not express an audit opinion.

Based on our review conducted as above, nothing has come to our attention that causes us to believe that the accompanying Statement, prepared in accordance with recognition and measurement principles laid down in the applicable Indian Accounting Standards as prescribed under Section 133 of the Companies Act, 2013, read with relevant rules issued there under and other recognized accounting practices and policies, has not disclosed the information required to be disclosed in terms of Regulation 33 and 52 of the SEBI (Listing Obligations and Disclosure Requirements) Regulations, 2015, as amended, including the manner in which it is to be disclosed, or that it contains any material misstatement.

For Bansal Gourav & Associates
Chartered Accountants
(Firm Regn. No.155908W)



CA Gourav Bansal
Proprietor
M. No. 169915
Place: Mumbai
Date: 29/01/2025
UDIN: 25169915BMIMXG6152

TILAK VENTURES LIMITED

Regd. Off.: E/109, Crystal Plaza, New Link Road, Opp. Infinity Mall, Andheri (West), Mumbai, MH 400053
Email - tilakfin@gmail.com | Website: www.tilakfinance.wordpress.com
CIN No: L65910MH1980PLC023000


UNAUDITED STANDALONE FINANCIAL RESULTS FOR THE QUARTER AND NINE MONTHS ENDED 31st DECEMBER 2024 BSE CODE : 503663

Sr. No.	PARTICULARS	Quarter Ended			Nine Months Ended		Year Ended
		31.12.2024	30.09.2024	31.12.2023	31.12.2024	31.12.2023	31.03.2024
		Unaudited	Unaudited	Unaudited	Unaudited	Unaudited	Audited
		(Rs. In Lakhs Except EPS)					
1	Income from Operations	58.784	919.444	131.186	1,480.852	934.314	1,195.067
2	Other income	149.638	114.812	87.663	362.296	289.027	403.595
3	Total Revenue	208.422	1,034.257	218.848	1,843.148	1,223.342	1,598.663
	Expenditure						
	(a) Cost of materials consumed	-	-	-	-	0.305	0.305
	(b) Purchase of Stock in Trade	381.680	720.900	125.341	1,394.580	747.636	747.636
	(c) Changes in inventories of Finished goods, Work-in-progress & Stock in Trade	(381.680)	(0.440)	(125.341)	(401.339)	(125.341)	(125.341)
	(d) Finance cost	0.133	0.007	0.318	0.140	7.117	7.118
	(e) Employee benefit Expenses	63.187	23.475	25.320	110.588	78.855	102.824
	(f) Depreciation & amortisation Expenses	0.180	0.089	-	0.269	-	-
	(g) Bad Debts	-	-	35.060	-	35.060	81.604
	(h) Other Expenditure	33.985	23.972	0.181	129.619	68.216	54.151
4	Total Expenses	97.486	768.004	60.879	1,233.858	811.846	868.297
5	Profit/(Loss) before Tax and Exceptional items	110.936	266.253	157.969	609.290	411.495	730.366
6	Exceptional Items	-	-	-	-	-	-
7	Profit/(Loss) from ordinary activities before tax	110.936	266.253	157.969	609.290	411.495	730.366
	Tax Expenses						
	(a) Current Income Tax	17.857	61.346	30.000	137.618	99.451	177.451
	(b) Income Tax for earlier years	-	(2.733)	-	(2.733)	1.798	1.798
	(c) Deferred Tax	-	-	-	-	-	5.805
8	Net Profit/(Loss) for the period After Tax	93.079	207.640	127.969	474.405	310.246	545.311
9	Other Comprehensive Income/(Loss)						
	Fair value changes of the equity instruments through OCI	(103.146)	49.954	15.807	(28.759)	63.473	(126.825)
	Income tax relating to items that will not be re-classified to profit or loss	-	-	-	-	-	31.919
10	Total Comprehensive Income/(Loss)	(10.066)	257.594	143.776	445.647	373.719	450.405
11	Paid-up Equity Share Capital (Current quater 445696806 Shares @ Rs 1/- Per share and Previous quater 222848403 Share @ Rs.1/- Per share)	4,456.968	2,228.484	2,228.484	4,456.968	2,228.484	2,228.484
12	Other Equity						5,561.25
13	Earning Per share (EPS) *Not annualised						
	(a) Basic	0.021	0.093	0.057	0.106	0.139	0.245
	(b) Diluted	0.021	0.093	0.057	0.106	0.139	0.245

Notes

- The above Unaudited Financial Results were reviewed and recommended by the Audit Committee and approved by the Board of Directors at their meeting held on January 29, 2025
- The Statutory Auditors of the company have carried out a limited review of the result for the Nine month ended December 31, 2024. However, the management has exercised necessary due diligence to ensure that the Standalone financial results provide true and fair view of its affairs.
- The above standalone financial results for the quarter & Nine Months ended December 31, 2024 are prepared in accordance with the Indian Accounting Standards (Ind-AS) as prescribed under Section 133 of the Companies Act, 2013 read with Rule 3 of the Companies (Indian Accounting Standards) Rules, 2015 and Companies (Indian Accounting Standards) Amendment Rules, 2016.
- The Company operates in Two Business Segment i.e. Commodity Trading Business and Finance Business Activities. Business segment has been identified as separable primary segment taking into Account the organizational and internal reporting structure as well as evaluation of risk and return of this segment.
- During the Quarter, the Company has made an allotment of 22,28,48,403 Fully Paid up Equity shares of Face Value Rs.1/- at price of Rs.2.20/- on Right Issue Basis.
- Deferred tax amount will be made at the end of the Financial Year and hence not provided on the quarterly basis.
- The figures for the previous periods / year are re-classified / re-arranged / re-grouped , wherever necessary, to confirm current period classification.
- This Result and Limited Review Report is available on company Website www.tilakfinance.wordpress.com as well as BSE website www.bseindia.com
- Investor Complaint for the Quarter Ended 31/12/2024. Opening - 0, Received -1, Resolved -1, Closing - 0.

FOR TILAK VENTURES LIMITED


GIRRAJ KISHOR AGRAWAL
MANAGING DIRECTOR
DIN:00290959

MUMBAI
29/01/2025

TILAK VENTURES LIMITED

Regd. Off.: E/109, Crystal Plaza, New Link Road, Opp. Infinity Mall, Andheri (West), Mumbai, MH 400053
 Email - tilakfin@gmail.com | Website: www.tilakfinance.wordpress.com
 CIN No: L65910MH1980PLC023000

UNAUDITED STANDALONE SEGMENT RESULTS FOR THE QUARTER AND NINE MONTHS ENDED 31st DECEMBER 2024

BSE CODE : 503663

Sr. No	PARTICULARS	Quarter Ended			Nine Months Ended			Year Ended
		31.12.2024	30.09.2024	31.12.2023	31.12.2024	31.12.2023	31.03.2024	
		Unaudited	Unaudited	Unaudited	Unaudited	Unaudited	Audited	
1	Segment Revenue							
	(a) Income from Commodity Business	-	723.750	-	1,016.150	634.591	634.591	634.591
	(b) Income From Finance Business	58.784	195.694	131.186	464.702	299.723	560.476	560.476
	(c) Other Income	149.638	114.812	87.663	362.296	289.027	403.60	403.60
	Total Income	208.422	1,034.257	218.848	1,843.148	1,223.342	1,598.663	1,598.663
	Less: Inter Segment Revenue		-					
	Net sales/Income From Operations	208.422	1,034.257	218.848	1,843.148	1,223.342	1,598.663	1,598.663
2	Segment Results							
	Profit/ Loss Before Tax and Interest from Each Segment							
	(a) Segment- Commodity Business	-	3.290	-	22.909	11.992	11.992	11.992
	(b) Segment- Finance Business	(4.716)	172.123	70.487	353.704	178.692	368.931	368.931
	Total	-4.716	175.413	70.487	376.613	190.684	380.922	380.922
	Less:							
	(f) Other unallocable Expenditure net off	33.985	23.972	0.181	129.619	68.216	54.151	54.151
	(ii) Un-allocable income	149.638	114.812	87.663	362.296	289.027	403.595	403.595
	Total Profit Before Tax	110.936	266.253	157.969	609.290	411.495	730.366	730.366
3	Capital Employed							
	(Segment Assts-Segment Liabilities)							
	(a) Commodity Business	1,016.155	145.000	129.714	1,016.155	129.714	125.341	125.341
	(b) Finance Business	12,199.153	8,157.159	7,581.182	12,199.153	7,581.182	7,664.388	7,664.388
	Total Capital Employed	13,215.309	8,302.159	7,710.895	13,215.309	7,710.895	7,789.729	7,789.729

Independent Auditor's Review Report on Quarterly and year to date Unaudited Consolidated financial results of Tilak Ventures Limited pursuant to Regulation 33 and 52 of the SEBI (Listing Obligations and Disclosure Requirements) Regulation, 2015, as amended

To,
The Board of Directors of
Tilak Ventures Limited

We have reviewed the accompanying Statement of unaudited Consolidated financial results of Tilak Ventures Limited ("the Parent or "the Company") and its subsidiary (together referred to as group) for the quarter ended 31st December 2024 and year to date results for the period from 01st April 2024 to 31st December 2024, being submitted by the Company pursuant to the requirements of Regulation 33 of the SEBI (Listing Obligations and Disclosure Requirements) Regulation, 2015, as amended.

This Statement, which is the responsibility of the Company's management and approved by the Company's Board of Directors, has been prepared in accordance with the recognition and measurement principles laid down in the Indian Accounting Standard 34 "Interim Financial Reporting" ("Ind AS 34"), prescribed under Section 133 of the Companies Act, 2013, as amended, read with relevant rules issued thereunder and other accounting principles generally accepted in India. Our responsibility is to issue a report on the Statement based on our review.

We conducted our review in accordance with the Standard on Review Engagement (SRE)2410, "Review of Interim Financial Information Performed by Independent Auditor of the Entity" issued by the Institute of Chartered Accountants of India. This standard requires that we plan and perform the review to obtain moderate assurance as to whether the financial statements are free of material misstatement. A review is limited primarily to inquiries of company personnel and analytical procedures applied to financial data and thus provides less assurance than an audit. We have not performed an audit and accordingly, we do not express an audit opinion.

Based on our review conducted as above, nothing has come to our attention that causes us to believe that the accompanying Statement, prepared in accordance with recognition and measurement principles laid down in the applicable Indian Accounting Standards as prescribed under Section 133 of the Companies Act, 2013, read with relevant rules issued there under and other recognized accounting practices and policies, has not disclosed the information required to be disclosed in terms of Regulation




33 and 52 of the SEBI (Listing Obligations and Disclosure Requirements) Regulations, 2015, as amended, including the manner in which it is to be disclosed, or that it contains any material misstatement.

The statement also includes the interim financial results of 1 subsidiary namely Yosto Ventures India Pvt Ltd which have been management certified for the quarter ended 31st December 2024 and year to date results for the period from 01st April 2024 to 31st December 2024, as considered in the unaudited consolidated financials results. According to the information and explanation given to us by the management these interim financial results are not material to the group.

Our conclusion on the statement is not modified in respect of the above matters with respect to our reliance on the interim financial information certified by the management

For Bansal Gourav & Associates
Chartered Accountants
(Firm Regn. No.155908W)



CA Gourav Bansal
Proprietor
M. No. 169915
Place: Mumbai
Date: 29/01/2025
UDIN: 25169915BMIMXH3296

TILAK VENTURES LIMITED

Regd. Off.: E/109, Crystal Plaza, New Link Road, Opp. Infinity Mall, Andheri (West), Mumbai, MH 400053
Email - tilakfin@gmail.com | Website: www.tilakfinance.wordpress.com
CIN No: L65910MH1980PLC023000


UNAUDITED CONSOLIDATED FINANCIAL RESULTS FOR THE QUARTER AND NINE MONTHS ENDED 31st DECEMBER 2024 BSE CODE : 503663

Sr. No.	PARTICULARS	Quarter Ended			Nine Months Ended		Year Ended
		31.12.2023 Unaudited	30.09.2024 Unaudited	31.12.2023 Unaudited	31.12.2024 Unaudited	31.12.2023 Unaudited	31.03.2024 Audited
(Rs. in Lakhs Except EPS)							
1	Income from Operations	70.486	938.183	150.917	1,529.152	1,003.714	1,286.298
2	Other income	149.638	114.831	87.985	362.327	289.510	404.541
3	Total Revenue	220.123	1,053.014	238.902	1,891.479	1,293.224	1,690.839
	Expenditure						
	(a) Cost of materials consumed	-	-	-	-	0.305	0.317
	(b) Purchase of Stock in Trade	391.609	744.944	140.605	1,439.810	810.786	834.203
	(c) Changes in inventories of Finished goods, Work-in-progress & Stock in Trade	(381.910)	(4.201)	(119.208)	(402.759)	(122.121)	(129.040)
	(d) Finance cost	0.141	0.019	0.304	0.190	7.165	8.020
	(e) Employee benefit Expenses	65.070	25.356	28.849	116.238	93.583	121.949
	(f) Depreciation & amortisation Expenses	0.180	0.089	-	0.269	-	7.538
	(g) Bad Debts	-	-	35.060	-	35.060	81.604
	(i) Other Expenditure	35.425	25.558	6.625	135.989	83.764	66.329
4	Total Expenses	110.515	791.765	92.235	1,289.738	908.542	990.919
5	Profit/(Loss) before Tax and Exceptional Items	109.608	261.249	146.667	601.741	384.682	699.920
6	Exceptional Items	-	-	-	-	-	-
7	Profit/(Loss) from ordinary activities before tax	109.608	261.249	146.667	601.741	384.682	699.920
	Tax Expenses						
	(a) Current Tax	17.857	61.346	30.000	137.618	99.451	177.451
	(b) Income Tax for earlier years	-	(2.733)	-	(2.733)	1.798	1.798
	(c) Deferred Tax	-	-	-	-	-	5.805
8	Net Profit/(Loss) for the period After Tax	91.751	202.636	116.667	466.856	283.433	514.866
9	Other Comprehensive Income/(Loss)						
	Fair value changes of the equity instruments through OCI	(103.146)	49.954	15.807	(28.759)	63.473	(126.825)
	Income tax relating to items that will not be re-classified to profit or loss	-	-	-	-	-	31.919
10	Total Comprehensive Income/(Loss)	(11.394)	252.590	132.474	438.098	346.906	419.960
11	Net Profit/(loss) for the period after tax attributable to:						
	- Owners	92.402	205.090	122.205	470.553	296.571	529.775
	- Non Controlling Interest	(0.650)	(2.454)	(5.538)	(3.697)	(13.138)	(14.909)
12	Other comprehensive income/(loss) attributable to:						
	- Owners	(103.146)	49.954	15.807	(28.759)	63.473	(126.825)
	- Non Controlling Interest	-	-	-	-	-	-
13	Paid-up Equity Share Capital (Current quater 445696806 Shares @ Rs 1/- Per share and Previous quater 222848403 Share @ Rs.1/- Per share)	4,456.968	2,228.484	2,228.484	4,456.968	2,228.484	2,228.484
14	Earning Per share (EPS) *Not annualised						
	(a) Basic	0.021	0.091	0.052	0.105	0.127	0.231
	(b) Diluted	0.021	0.091	0.052	0.105	0.127	0.231

Notes

- The Consolidated Unaudited Financial results includes Tilak Ventures Limited ("The Holding Company") and It's Subsidiary Company Yosto Ventures India Private Limited.
- The above Unaudited Consolidated Financial Results were reviewed and recommended by the Audit Committee and approved by the Board of Directors at their meeting held on January 29, 2025.
- The Statutory Auditors of the company have carried out limited review of result for the quarter ended December 31, 2024. However, the management has exercised necessary due diligence to ensure that the Consolidated financial results provide true and fair view of its affairs.
- The Company operates in Two Business Segment i.e. Commodity Trading Business and Finance Business Activities. Business segment has been identified as separable primary segment taking into Account the organizational and internal reporting structure as well as evaluation of risk and return of this segment.
- During the Quarter, the Company has made an allotment of 22,28,48,403 Fully Paid up Equity shares of Face Value Rs.1/- at price of Rs.2.20/-on Right Issue Basis.
- Deferred tax amount will be made at the end of the Financial Year and hence not provided on the quarterly basis.
- The figures for the previous periods / year are re-classified / re-arranged / re-grouped , wherever necessary, to confirm current period classification.
- This Result and Limited Review Report is available on company Website www.tilakfinance.wordpress.com as well as BSE website www.bseindia.com
- Investor Complaint for the Quarter Ended 31/12/2024. Opening - 0, Received -1, Resolved -1, Closing - 0.

FOR TILAK VENTURES LIMITED


GIRRAJ KISHOR AGRAWAL
MANAGING DIRECTOR
DIN:00290959

MUMBAI
29/01/2025

TILAK VENTURES LIMITED

Regd. Off.: E/109, Crystal Plaza, New Link Road, Opp. Infinity Mall, Andheri (West), Mumbai, MH 400053
 Email - tilakfin@gmail.com | Website: www.tilakfinance.wordpress.com
 CIN No: L65910MH1980PLC023000

UNAUDITED CONSOLIDATED SEGMENT RESULTS FOR THE QUARTER AND NINE MONTH ENDED 31st DECEMBER 2024

BSE CODE : 503663

Sr. No	PARTICULARS	Quarter Ended			Nine Months Ended		Year Ended
		31.12.2024	30.09.2024	31.12.2023	31.12.2024	31.12.2023	
		Unaudited	Unaudited	Unaudited	Unaudited	Unaudited	
1	Segment Revenue						
	(a) Income from Commodity Business	11.701	742.507	19.731	1,064.450	703.991	725.822
	(b) Income From Finance Business	58.784	195.694	131.186	464.702	299.723	560.476
	(c) Other Operating Income	149.638	114.812	87.985	362.327	289.510	404.541
	Total Income from Operation	220.123	1,053.014	238.902	1,891.479	1,293.224	1,690.839
	Less: Inter Segment Revenue		-				
	Net sales/Income From Operations	220.123	1,053.014	238.902	1,891.479	1,293.224	1,690.839
2	Segment Results						
	Profit/ Loss Before Tax and Interest from Each Segment			-			
	(a) Segment- Commodity Business	2.003	1.764	(1.666)	27.399	15.020	20.341
	(b) Segment- Finance Business	(6.427)	170.319	66.973	348.274	163.915	348.905
	Total	-4.424	172.083	65.307	375.673	178.935	369.246
	Less: (i) Interest						
	(ii) Other unallocable Expenditure net off	35.605	25.647	6.625	136.259	83.764	73.867
	(iii) Un-allocable income	149.638	114.812	87.985	362.327	289.510	404.541
	Total Profit Before Tax	109.608	261.249	146.667	601.741	384.682	699.920
3	Capital Employed						
	(Segment Assts-Segment Liabilities)						
	(a) Commodity Business	1,037.995	194.743	151.553	1,032.414	151.553	101.757
	(b) Finance Business	12,199.153	8,080.657	7,581.182	12,199.153	7,581.182	7,664.388
	Total Capital Employed	13,237.148	8,275.400	7,732.735	13,183.447	7,732.735	7,766.145

(Rs. In Lakhs)